

SyncDiff: Synchronized Motion Diffusion for Multi-Body Human-Object Interaction Synthesis

Wenkun He^{1,2}, Yun Liu^{1,2,3}, Ruitao Liu¹, Li Yi^{†,1,2,3}

¹Tsinghua University ²Shanghai Qi Zhi Institute ³Shanghai Artificial Intelligence Laboratory
<https://syncdiff.github.io/>



Figure 1. SyncDiff is a unified framework synthesizing synchronized multi-body interaction motions with any number of hands, humans, and rigid objects. In SyncDiff, we introduce two novel multi-body motion synchronization mechanisms, namely the alignment scores for training and explicit synchronization strategy in inference. With these mechanisms, the synthesized results can effectively prevent interpenetration, contact loss, or asynchronous human-object interactions in various scenarios, as shown in the above figure.

Abstract

Synthesizing realistic human-object interaction motions is a critical problem in VR/AR and human animation. Unlike the commonly studied scenarios involving a single human or hand interacting with one object, we address a more generic multi-body setting with arbitrary numbers of humans, hands, and objects. The high correlations and mutual influences among bodies leads to two major challenges, for which we propose solutions. First, to satisfy the high demands for synchronization of different body motions, we mathematically derive a new set of alignment scores during the training process, and use maximum likelihood sampling on a dynamic graphical model for explicit synchronization during inference. Second, the high-frequency interactions between objects are often overshadowed by the large-scale low-frequency movements. To address this, we introduce frequency decomposition and explicitly represent high-frequency components in the frequency domain. Extensive experiments across five datasets with various multi-body configurations demonstrate the superiority of SyncDiff over existing state-of-the-art motion synthesis methods.

1. Introduction

In daily life, humans frequently manipulate objects to complete tasks, often using both hands or collaborating with others. For instance, an individual might use both hands to set up a fallen chair, hold a brush in one hand to scrub a bowl held in the other, or work with another person to lift and position a heavy object. These are examples of multi-body human-object interactions (HOI) [13, 41, 42], where “body” can refer to objects, hands, or humans. Synthesizing such interactions has prominent applications in VR/AR, human animation, and robot learning [96].

The primary challenge in multi-body HOI synthesis is capturing the complex joint distribution of body motions and ensuring that the individual body motions are not only synchronized but also mutually aligned with meaningful interaction semantics. This challenge intensifies as the number of bodies increases with high-order motion relationships. Existing works only focus on some specific configurations with limited body numbers, such as a single hand interacting with an object [96], a person engaging with an object [42, 84], or two hands manipulating a single item [13, 73], where motion trajectories are often simple and without too many semantics. These works introduce configuration-specific priors and are restricted to particular setups, leading to a strong demand for a generic method

that could handle the series of multi-body HOI synthesis problems in a unified manner without restrictions for body numbers, and with more complex motion distributions.

A straightforward method to promote synchronization is treating the motions of all individual bodies as a high-dimensional representation and using a single diffusion model to depict its distribution [13]. However, this diffusion model only estimates data sample scores, and only implicitly depicts the correlations across individual motions. To further promote the alignment between individual body motions with limited data amount, analogous to the data sample scores guiding data denoising and reconstruction, we need a set of alignment scores to promote motion synchronization. Second, with estimated sample and alignment scores, in inference, we can jointly optimize sample and alignment likelihoods by formulating multi-body HOI synthesis as a motion synchronization problem within a graphical model, where nodes represent individual body motions and edges capture the relative motions between body pairs.

In practice, we often observe high-frequency, small-amplitude vibrations with semantics be overshadowed by low-frequency, large-scale movements (e.g., A brush only contacts the teapot, without relative frictions between them). To solve this, we propose frequency decomposition, which factorizes all individual and relative motions into low and high frequency components, and supervises high-frequency ones in the frequency domain independently.

To realize the ideas above, we design Synchronized Motion Diffusion (SyncDiff) for generic multi-body HOI synthesis. SyncDiff is a diffusion model defined on the graphical model above, operating on a high-order motion representation consisting of all individual motions and relative motions, which is the first unified framework for multi-body HOI synthesis of any body count. Our detailed contributions include: 1) For better synchronization, we derive a set of **alignment scores** and the corresponding loss term for training. 2) At inference time, by leveraging both sample and alignment scores, we discover a simple **explicit synchronization** strategy, which is equivalent to maximum likelihood inference with a mathematical justification. 3) We **decompose** all individual and relative motions based on **frequency**, to better model high-frequency components with semantics. 4) Extensive experiments on **five datasets** demonstrate the superior human-object contact quality of our method, and the semantic recognition accuracy rate surpasses the sota methods by an average of **over 15%**.

2. Related Works

2.1. Human-object Interaction Motion Synthesis

Synthesizing interactive motions between humans and objects has been an emerging research field supported by extensive HOI datasets [2–4, 6, 21, 26, 39, 40, 47, 48,

81, 100, 105, 108, 109, 119]. A branch of works [27, 56, 93, 94, 121] aims at synthesizing human bodies interacting with objects, while others [5, 23, 34, 52, 63, 65, 96, 113, 124] focus on hand-object interactions for learning more dexterous manipulation behaviors. For synthesizing human-object interaction motions, early works [24, 62, 82, 117, 120] propose to leverage conditional variational auto-encoders [38, 76] to model distributions of human-object interaction motions and enable generalization ability, meanwhile using CLIP [64] to encode language features for text-based control. With the tremendous progress of diffusion models [30], diffusion-based methods [14, 20, 41, 42, 58, 84, 95, 97, 98, 102] have been widely proposed for superior generation qualities. Focusing on multi-person and object collaboration synthesis, recent approaches [15, 44, 58, 71, 83, 101, 118] enhance feature exchange among different entities in diffusion steps for better cross-entity synchronization. For synthesizing hand-object interaction motions, one solution is to train dexterous hand agents [8, 11, 90, 103, 111, 112] using physical simulations [51, 89] and reinforcement learning [25, 70]. Another solution that is similar to ours is fully data-driven. Early methodologies [45, 46, 104, 110, 122, 125] apply representation techniques such as contact map or reference grasp, which better model the contact between hand joints or hand surface points and the relevant local regions of the object. Several recent works [5, 12, 73, 113, 116] have shifted the focus to multi-hand collaboration, while few works have addressed interactions involving more than one object. Compared to the above methods, our framework can handle both human-object and hand-object interactions, allowing any number of bodies in the scene, without the need for any delicately designed structures like contact guidance.

2.2. Injecting External Knowledge into Diffusion Models

Benefitting from high generation qualities, diffusion models [30, 77] are widely adopted in versatile synthesis tasks regarding images [67, 114], videos [31, 32], and motions [84, 115]. To further induce generation results to satisfy specific demands or constraints, injecting additional knowledge (e.g., expected image styles, human-object contact constraints) into diffusion processes is an emerging methodology in recent studies [20, 41, 58, 102]. For this purpose, one paradigm is explicitly improving intermediate denoising results in inference steps using linear fusions/imputations with conditions [10, 37, 50, 84], optimizations with differential energy functions [18, 41, 58, 106], or guidance from learnable networks [22, 35, 88, 102, 107]. Another paradigm is to design additional diffusion branches with novel conditions [29, 99, 123] or representations [20] that comprise the knowledge, encompassing the challenge of fusing them with existing branches.

Classifier-free guidance [29, 123] uses a linear combination of results from different branches in inference steps, Xu *et al.* [99] propose blending and learnable merging strategies, while CG-HOI [20] presents additional cross-attention modules. Our method follows the second paradigm with relative representation designs and transforms the problem into a graphical model, optimizing it with an explicit synchronization strategy.

2.3. Motion Synchronization

Motion Synchronization aims at coordinating motions of different bodies in a multi-body system to satisfy specific inter-body constraints. As technical bases, for specific parameterized closed-form constraints, the solutions in Euler angles, axis-angle, quaternions, and rotation matrices are derived in traditional approaches [1, 7, 9, 33, 36, 55, 69, 127]. To achieve global attitude synchronization under mechanical constraints in $SE(3)$, several works adopt gradient flow [53, 54], lifting method [86], and matrix decomposition [87] techniques. In the trend of graph-based multi-body modeling, existing approaches present coordination control based on general undirected [66] and directed [49, 91, 92] graphs, while some works [28, 85] further extend to nonlinear configurations and dynamic topologies. These works do not adopt learning-based methods; by contrast, our method uses a generative model to enhance consistency, formulating data-driven motion synchronization.

2.4. Modeling Motions in Frequency Domain

Modeling motions in the frequency domain is a widely used strategy in diverse research areas. Animation approaches [74, 79, 80] leverage frequency domain characterization to generate periodic vibrations like fluttering of clouds, smoke, or leaves. Physical simulation methods [16, 17, 19] simulate physical motions by analyzing the underlying motion dynamics in the frequency domain. Adopting learning-based methods, GID [43] uses diffusion models to capture object motions in the frequency domain, generating complex scenes with realistic periodic motions.

3. Method

In this section, we first formulate the problem (Section 3.1), and describe the motion representation we use (Section 3.2). Then we introduce our algorithm of frequency decomposition (Section 3.3) and model architecture (Section 3.4) in detail. Finally, in Section 3.5 and 3.6, our two synchronization mechanisms will be elaborated.

3.1. Problem Definition

Consider an interaction scenario comprising n articulated skeletons h_1, h_2, \dots, h_n and m rigid bodies o_1, o_2, \dots, o_m , which we uniformly define as “body”. In our experiments,

these skeletons are MANO [68] hands or SMPL-X [57] humans, whose motions can be reconstructed with joint information and intrinsic shape parameter β . Details can be found in Section C.2. Our task is to synthesize body motions with known action labels, object categories and geometries, and shape parameters $\beta_{i \in [1, n]}$ of each skeleton. We highlight that our task releases the needs of either predefined object motions [42] or HOI key frames [13] that are used in other existing works.

3.2. Motion Representation

As mentioned in Section 1, in the graphical model, we need individual motions for single bodies on nodes, and relative motions for pairwise bodies on edges.

For a single body $\mathbf{b} = h_{i \in [1, n]}$ or $\mathbf{b} = o_{j \in [1, m]}$, we represent its motion as $x_{\mathbf{b}}$ in the world coordinate system. Here $x_{h_i} \in \mathbb{R}^{N \times 3D}$ represents 3D joint positions, where N is number of frames, and D is number of joints. $x_{o_j} = [\mathbf{t}_{o_j}, \mathbf{q}_{o_j}] \in \mathbb{R}^{N \times 7}$, where $\mathbf{t}_{o_j} \in \mathbb{R}^{N \times 3}$ is its translation, and $\mathbf{q}_{o_j} \in \mathbb{R}^{N \times 4}$ is the quaternion for its orientation.

For two bodies \mathbf{b}_1 and \mathbf{b}_2 , we use $x_{\mathbf{b}_2 \rightarrow \mathbf{b}_1}$ to denote the relative motion of \mathbf{b}_2 in \mathbf{b}_1 ’s coordinate system. We require that \mathbf{b}_1 is a rigid body, and omit relative representation between articulated skeletons. If \mathbf{b}_2 is also a rigid body, then

$$x_{\mathbf{b}_2 \rightarrow \mathbf{b}_1} = [\mathbf{t}_{\mathbf{b}_2 \rightarrow \mathbf{b}_1}, \mathbf{q}_{\mathbf{b}_2 \rightarrow \mathbf{b}_1}] = [\mathbf{q}_{\mathbf{b}_1}^{-1}(\mathbf{t}_{\mathbf{b}_2} - \mathbf{t}_{\mathbf{b}_1}), \mathbf{q}_{\mathbf{b}_1}^{-1}\mathbf{q}_{\mathbf{b}_2}]. \quad (1)$$

If \mathbf{b}_2 is an articulated skeleton, the position of one of its joints \mathbf{p} under individual representation will become \mathbf{p}' in \mathbf{b}_1 ’s coordinate system, where

$$\mathbf{p}' = \mathbf{q}_{\mathbf{b}_1}^{-1}(\mathbf{p} - \mathbf{t}_{\mathbf{b}_1}). \quad (2)$$

After deriving all individual and relative motion representations, we concatenate all of them together into a high-order representation x , including $\{x_{o_j \in [1, m]}\}$, $\{x_{h_i \in [1, n]}\}$, $\{x_{o_{j_2} \rightarrow o_{j_1}} \mid j_1, j_2 \in [1, m], j_1 \neq j_2\}$, $\{x_{h_i \rightarrow o_j} \mid i \in [1, n], j \in [1, m]\}$. Thus, $x \in \mathbb{R}^{N \times D_{\text{sum}}}$, where

$$\begin{aligned} D_{\text{sum}} &= 7m + 3Dn + 7m(m-1) + 3Dmn \\ &= 7m^2 + 3Dn(m+1). \end{aligned} \quad (3)$$

Although x is composed of individual and relative representations, the final synthesized motions only involve individual motions, and those relative ones serve merely as auxiliary components.

3.3. Frequency Decomposition

As body number increases, action semantics become more dependent on subtle, high-frequency interactions between bodies (e.g., periodic frictions between the teapot and brush during the action of *brushing*). Unfortunately, using existing works to denoise based on time-domain trajectories often results in these high-frequency components being overshadowed by common low-frequency, large-scale patterns

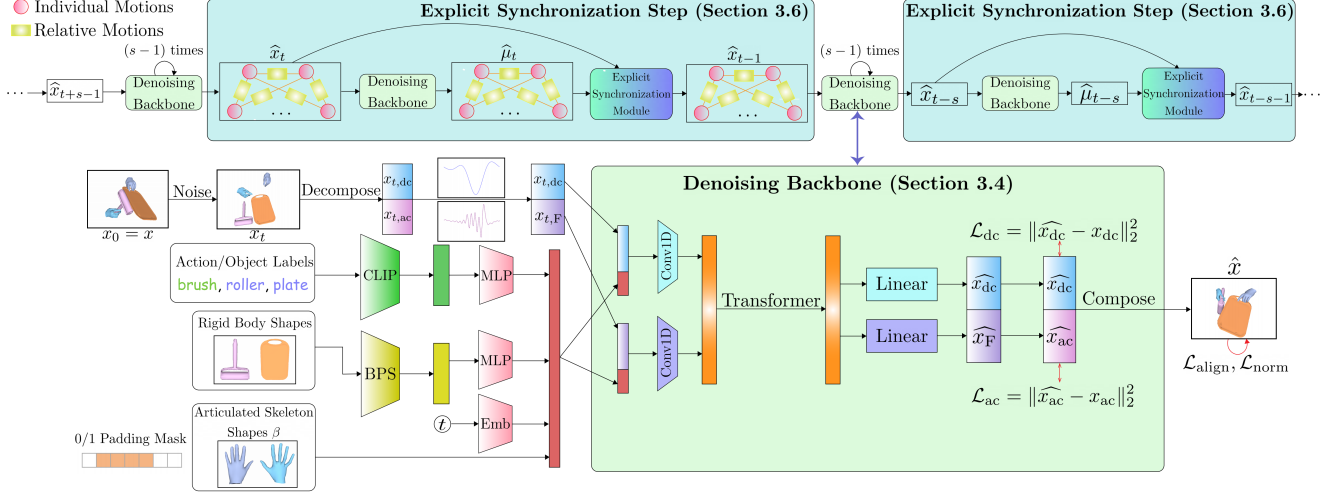


Figure 2. **Overview of SyncDiff.** The light blue boxes show the inference process with explicit synchronization steps performed **every** s step. For denoising steps irrelevant to explicit synchronization (those marked as “ $(s-1)$ times”), the noise level is set to σ_t . For the calculation from \hat{x} to $\hat{\mu}$, no noise is added. For the calculation of \hat{x}_{t-1} based on \hat{x}_t and $\hat{\mu}_t$ in explicit synchronization step, the noise level is σ_t . Please refer to Section 3.6 for more details. The light green box illustrates the architecture of denoising backbone (Section 3.4).

(e.g., objects only move and contact each other, without relative interactions). To better model these high-frequency components, inspired by GID [43], we explicitly represent them in the frequency domain and supervise them independently in the loss terms described in Section 3.5.

For a motion sequence $x \in \mathbb{R}^{N \times D_{\text{sum}}}$, we select N frequency bases $\phi_{l \in [0, N-1]} = \frac{l}{N}$, and then decompose x into components of ϕ by Fast Fourier Transform (FFT):

$$x_{u \in [0, N-1]} = \sum_{l=0}^{N-1} a_l \cos(u\phi_l) + b_l \sin(u\phi_l), \quad (4)$$

where $a_l, b_l \in \mathbb{R}^{D_{\text{sum}}}$ are the coefficients computed by FFT. Note that here u denotes the frame id, which is different from the noise timestep t for the diffusion model later. To prevent networks from overfitting high-frequency noises in mocap datasets, we select a cutoff boundary $L \in [4, \frac{N}{4})$, and directly discard signals with frequencies higher than $\phi_L/2\pi$. In practice, we select $L = 16$ (Reasons can be found in Section B.1). We then divide the remaining signals into low-frequency components (x_{dc}) and high-frequency components (x_{ac}):

$$\begin{aligned} x_{dc,u} &= \sum_{l=-3}^2 a_l \cos(u\phi_l) + b_l \sin(u\phi_l), \text{ and} \\ x_{ac,u} &= \sum_{l \in [-L, -4] \cup [3, L-1]} a_l \cos(u\phi_l) + b_l \sin(u\phi_l), \end{aligned} \quad (5)$$

where $a_l = a_{l+N}$ and $b_l = b_{l+N}$ for $l < 0$. $x_{dc}, x_{ac} \in \mathbb{R}^{N \times D_{\text{sum}}}$. Additionally, we denote the frequency domain representation of high-frequency components as $x_F = [a_3, \dots, a_{L-1}, a_{N-L}, \dots, a_{N-4}, b_3, \dots, b_{L-1}, b_{N-L}, \dots,$

$b_{N-4}, z] \in \mathbb{R}^{N \times D_{\text{sum}}}$, where z is a zero mask, padding x_F into the same length as x_{dc} . Our model denoises on x_{dc} and x_F , and supervises the differences on x_{dc} and x_{ac} between synthesized and ground-truth values in temporal domain.

3.4. Model Architecture

We jointly model all individual and relative motions in a high-order representation with one single diffusion model (Figure 2). The latent diffusion [67] paradigm is adopted, where action and object label features are extracted from pretrained CLIP [64], and object geometry features are encoded by BPS [59]. To facilitate batch operations, we pad all trajectories into the same length, and use 0/1 padding masks to indicate the positions that need to be generated. Concatenate together label/geometry features, padding masks, noise timestep embeddings, and shape parameters $\beta_{i \in [1, n]}$ to form the condition vector. The condition vector is replicated and combined with $x_{t,dc}$ and $x_{t,F}$ decomposed from noised x_t , respectively. They are then projected into the latent space to be denoised by a transformer-based backbone. Let the predicted results be \hat{x}_{dc} and \hat{x}_F , the latter of which is reconstructed as \hat{x}_{ac} . The final denoised motion sequence is recomposed by $\hat{x} = \hat{x}_{dc} + \hat{x}_{ac}$. Please refer to Section D.2, D.3 for hyperparameters of model architecture and training/inference processes.

3.5. Loss Functions

To enhance synchronization, besides data scores, we design a set of alignment scores. The idea is, for every edge on the graphical model, the alignment score guides the computed relative motion between two individual motions to approach the generated relative motion, thereby achieving synchro-

nization across the entire graphical model. We further mathematically derive the corresponding loss term $\mathcal{L}_{\text{align}}$.

Suppose we need to supervise the final synthesis results $\{\widehat{x}_{\text{dc}}, \widehat{x}_{\text{ac}}\}$, where $\{x_{\text{dc}}, x_{\text{ac}}\}$ are ground-truth motions. We need loss functions for both data and alignment scores.

For data sample scores, our method is similar to the standard reconstruction loss, except that we supervise x_{dc} and x_{ac} separately. We denote $\mathcal{L}_{\text{dc}} = \|\widehat{x}_{\text{dc}} - x_{\text{dc}}\|_2^2$, $\mathcal{L}_{\text{ac}} = \|\widehat{x}_{\text{ac}} - x_{\text{ac}}\|_2^2$ and $\mathcal{L}_{\text{norm}} = \sum_{j=1}^m \|1 - |\hat{\mathbf{q}}_j|\|_2^2$. The last one is used to induce the norms of the quaternions representing rigid body rotations to be as close to 1, where $\hat{x}_{o_j} = [\hat{\mathbf{t}}_j, \hat{\mathbf{q}}_j]$.

Define $\text{rel}(x_{\mathbf{a}}, x_{\mathbf{b}})$ as \mathbf{b} 's motion relative to \mathbf{a} . Detailed formulas can be found in Section C.1. For our alignment scores of pairwise bodies, we can derive the corresponding alignment loss term

$$\begin{aligned} \mathcal{L}_{\text{align}} = & \sum_{j_1, j_2 \in [1, m], j_1 \neq j_2} \|\hat{x}_{o_{j_2} \rightarrow o_{j_1}} - \text{rel}(\hat{x}_{o_{j_1}}, \hat{x}_{o_{j_2}})\|_2^2 \\ & + \sum_{i \in [1, n], j \in [1, m]} \|\hat{x}_{h_i \rightarrow o_j} - \text{rel}(\hat{x}_{o_j}, \hat{x}_{h_i})\|_2^2, \end{aligned} \quad (6)$$

Finally, the total loss function is calculated as:

$$\mathcal{L} = \lambda_{\text{dc}} \mathcal{L}_{\text{dc}} + \lambda_{\text{ac}} \mathcal{L}_{\text{ac}} + \lambda_{\text{align}} \mathcal{L}_{\text{align}} + \lambda_{\text{norm}} \mathcal{L}_{\text{norm}}. \quad (7)$$

Proof details of the equivalence between $\mathcal{L}_{\text{align}}$ and alignment scores are provided in Section A.2.

3.6. Explicit Synchronization in Inference Time

Relying solely on alignment losses only indirectly enhances synchronization. To directly improve the synthesis quality and diversity, as well as provide stronger **theoretical guarantees**, our strategy is to introduce an explicit synchronization process, which is mathematically equivalent to maximum total likelihood sampling during inference time, aiming to leverage both data sample scores and alignment scores to address this problem. Since the synchronization step is time-consuming, to balance performance and efficiency, we perform synchronization operations **every** s ($s \ll T$) steps, where T is the total number of denoising steps, as is shown in Figure 2. In practice, we take $s = 50$, $T = 1000$, the reason for which is shown in Section B.2. For the predicted motion \hat{x}_t at step $t \in [1, T]$, according to the diffusion formula [30], without synchronization, the next step would be:

$$\hat{x}_{t+1} = \hat{\mu}(\hat{x}_t, t) + \sigma_t \epsilon \quad (\epsilon \sim \mathcal{N}(0, I)), \quad (8)$$

where $\hat{\mu}$ is the predicted mean value, and noise scale σ_t is a predefined constant real number. For convenience, we denote the motion before synchronization as \hat{x} and the motion after synchronization as \hat{x}' . Let σ_t be abbreviated as σ . For different parts of \hat{x}' , we handle them as follows:

1. Individual Motions of Rigid Bodies. Let

$$\begin{aligned} \hat{x}'_{o_j} = & \frac{\frac{2}{m-1} \sigma^2 \bar{\lambda}}{1 + 2\sigma^2 \bar{\lambda}} \sum_{j' \neq j} \text{comb}(\hat{x}_{o_{j'}}, \hat{x}_{o_j \rightarrow o_{j'}}) \\ & + \frac{1}{1 + 2\sigma^2 \bar{\lambda}} \hat{\mu}_{o_j} + \sigma' \epsilon, \end{aligned} \quad (9)$$

where $\text{comb}(x_{\mathbf{a}}, x_{\mathbf{b} \rightarrow \mathbf{a}})$ utilizes the individual motion of \mathbf{a} and relative motion between \mathbf{b} and \mathbf{a} to compute \mathbf{b} 's motion.

Its formula is in Section C.1. $\bar{\lambda} = \frac{\lambda_{\text{exp}}}{R} \sum_{r=1}^R \frac{1}{2\sigma_{t_r}^2}$, where $R = T/s = 20$ is the number of synchronization steps, t_1, t_2, \dots, t_R are the corresponding timesteps, and $\sigma_{t_1}, \sigma_{t_2}, \dots, \sigma_{t_R}$ are the original correspondent noise scales (without synchronization). Finally, $\sigma' = \sqrt{\frac{\sigma^2}{1 + 2\sigma^2 \bar{\lambda}}}$. Specifically, when $m = 1$, we do not perform synchronization for this part, and the denoising formula is identical to that without synchronization.

2. Individual Motions of Articulated Skeletons. Let

$$\begin{aligned} \hat{x}'_{h_i} = & \frac{\frac{2}{m} \sigma^2 \bar{\lambda}}{1 + 2\sigma^2 \bar{\lambda}} \sum_{j \in [1, m]} \text{comb}(\hat{x}_{o_j}, \hat{x}_{h_i \rightarrow o_j}) \\ & + \frac{1}{1 + 2\sigma^2 \bar{\lambda}} \hat{\mu}_{h_i} + \sigma' \epsilon, \end{aligned} \quad (10)$$

Definitions of $\bar{\lambda}$ and σ' are the same as Eq. 9.

3. Relative Motions. Let

$$\begin{aligned} \hat{x}'_{o_j \rightarrow o_{j'}} = & \frac{1}{1 + 2\sigma^2 \bar{\lambda}} \hat{\mu}_{o_j \rightarrow o_{j'}} + \frac{2\sigma^2 \bar{\lambda}}{1 + 2\sigma^2 \bar{\lambda}} \text{rel}(\hat{x}_{o_{j'}}, \hat{x}_{o_j}) + \sigma' \epsilon, \\ \hat{x}'_{h_i \rightarrow o_j} = & \frac{1}{1 + 2\sigma^2 \bar{\lambda}} \hat{\mu}_{h_i \rightarrow o_j} + \frac{2\sigma^2 \bar{\lambda}}{1 + 2\sigma^2 \bar{\lambda}} \text{rel}(\hat{x}_{o_j}, \hat{x}_{h_i}) + \sigma' \epsilon. \end{aligned} \quad (11)$$

Definitions of $\bar{\lambda}$ and σ' are the same as Eq. 9. Function rel is defined in Section 3.5.

After synchronization operations and deriving \hat{x}' , it is again used for further denoising. Between two adjacent synchronization steps, we still directly use Eq. 8 for stepwise denoising, and do not perform synchronization operations. We demonstrate in Section A.2, that the above equations are equivalent to maximum likelihood sampling from the newly computed Gaussian distribution based on both data sample scores and alignment scores. To help readers understand the inference process with explicit synchronization steps more intuitively, we also provide the pseudocode in Section A.3.

4. Experiments

In this section, we first introduce some basic experimental settings (Section 4.1, 4.2), and then demonstrate the visual and quantitative results in comparison to several baselines (Section 4.3) and ablation settings (Section 4.4). We also provide in-depth analyses for the results.

4.1. Datasets

To examine our method’s generalizability across various multi-body interaction configurations, we utilize five datasets with different interaction scenarios: TACO [48] (two hands and two objects), CORE4D [109] (two people and one object), GRAB [81] (one or two hands and one object), OAKINK2 [108] (two hands and one to three objects), and BEHAVE [2] (one human and one object). We describe data splits for each dataset below. Detailed dataset statistics and split sizes are shown in Section D.1.

(1) **TACO**: We use the official split of TACO, with four testing sets, each representing different scenarios: 1) the interaction triplet (action, tool category, target object category) and the object geometries are all seen in the training set, 2) unseen object geometry, 3) unseen triplet, and 4) unseen object category and geometry.

(2) **CORE4D**: We divide 875 motion sequences into one training set and two testing sets, where the two testing sets represent seen and unseen object geometries, respectively. The (action, object category) pairs from testing sets are all involved in the training set.

(3) **GRAB**: We use an existing data split of unseen subjects from IMoS [24] and that of unseen objects from DiffH₂O [13]. Please refer to the two papers for details.

(4) **OAKINK2**: We utilize the train, val, and test divisions stated in the TaMF task of their paper.

(5) **BEHAVE**: We utilize the official splits of train/test.

Toward a fair comparison with DiffH₂O [13], we follow the setting of DiffH₂O for GRAB, where methods are required to generate hand-object manipulations after grasping objects. For other four datasets, all methods need to synthesize complete multi-body interaction motion sequences.

4.2. Evaluation Metrics

To evaluate the qualities of synthesized motion sequences comprehensively, we present two types of evaluation metrics focusing on fine-grained contact consistency and general motion semantics, respectively.

(1) **Contact-based metrics** measure the contact plausibility of hand-object/human-object interactions and the extent of motion coordination among different bodies. We use the Contact Surface Ratio (CSR) for hand-object settings and the Contact Root Ratio (CRR) for human-object settings to denote the proportion of frames where hand-object/human-object contact occurs. **Contact** is defined as the hand mesh being within 5mm of at least one object for CSR, and the two hand roots of a human consistently being within 3cm of at least one object for CRR. When there are multiple hands or humans, we take the average among all of them. We label the frames based on whether hand-object contact occurs for ground-truth or synthesized motions, and then compute their Intersection-over-Union (IoU), denoted as CSIoU. To eliminate potential ambiguities, we’ve pro-

vided corresponding pseudocodes in Section C.5. Besides, Interpenetration Volume (IV) and Interpenetration Depth (ID) are incorporated to assess penetration between different bodies.

(2) **Motion semantics metrics** evaluate high-level motion semantics and its distributions, comprising Recognition Accuracy (RA), Fréchet Inception Distance (FID), Sample Diversity (SD), and Overall Diversity (OD). Following existing evaluations for motion synthesis [41, 42], we train a network to extract motion features and predict action labels using ground-truth motion data. For better feature semantics, the network is trained on the combination of all train, val, and test splits. RA denotes the action recognition accuracy of the network on synthesized motions. FID measures the difference in feature distributions of generated and ground-truth motions. Following DiffH₂O [13], SD represents the mean Euclidean distance between multiple generated wrist trajectories in a single sample, and OD refers to mean distance between all generated trajectories in a dataset split. To measure semantics from a perceptual aspect, we conduct user studies, comparing our methods with baselines, which is shown in Section 4.5.

4.3. Comparison to Existing Methods

Hand-Object Interaction. For hand-object interaction motion synthesis, we compare our method to two state-of-the-art approaches, MACS [73] and DiffH₂O [13]. For MACS, we first generate the motions of all objects in their object trajectory synthesis phase, and then directly use their hand motion synthesis phase to get overall results. For DiffH₂O, we use the version without grasp reference input.

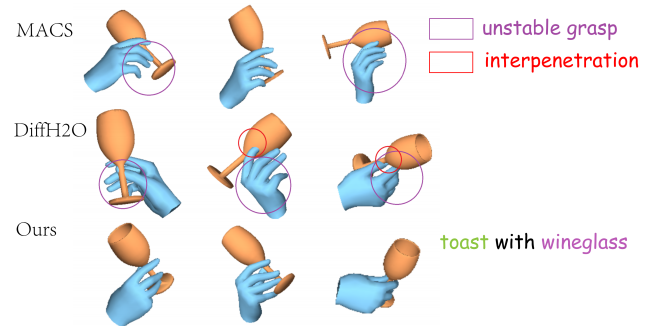


Figure 3. Qualitative results from GRAB [81] dataset.

In Figure 3, our method features more realistic contacts and more stable grasping. As is shown in Table 1, 2, and 5, our method outperforms MACS and DiffH₂O by a large margin with better CSIoU, CSR, IV, and ID. The reason is that our method features more robust alignment and synchronization mechanisms to ensure synchronization which are excluded in existing methods. In the results from MACS and DiffH₂O in Figure 4, the brush often penetrates the plate, and the pose of the brush does not guarantee the bristles being pressed closely against the plate, effectively

Method	CSIoU (% , \uparrow)				IV (cm ³ , \downarrow)				FID (\downarrow)				RA (% , \uparrow)			
	Test1	Test2	Test3	Test4	Test1	Test2	Test3	Test4	Test1	Test2	Test3	Test4	Test1	Test2	Test3	Test4
Ground-truth	100.0	100.0	100.0	100.0	4.56	3.60	4.24	3.50	0.03	0.03	0.03	0.04	84.92	89.00	75.86	65.90
MACS [73]	56.81	53.79	21.38	12.09	13.18	18.57	10.33	8.99	10.56	23.24	32.18	42.37	58.40	53.08	33.00	19.02
DiffH ₂ O [13]	62.29	46.38	42.12	16.38	10.25	15.21	4.67	5.70	4.34	17.04	24.92	39.20	61.40	56.70	43.67	28.15
SyncDiff (Ours)	73.00	70.94	43.22	26.70	6.64	3.81	4.02	7.73	2.70	2.68	22.96	30.23	73.28	85.92	46.90	40.12
w/o all	62.96	52.38	38.02	26.39	7.95	12.02	7.05	7.67	10.63	21.87	30.17	46.38	57.39	48.05	37.13	24.92
w/o decompose	68.86	54.77	41.70	28.07	6.80	10.78	6.93	7.22	6.44	21.21	28.67	49.58	56.60	51.85	40.02	22.18
w/o $\mathcal{L}_{\text{align}}$, exp sync	63.74	48.35	39.89	20.87	14.28	13.80	5.93	7.44	4.13	4.32	24.65	38.73	64.47	62.12	41.68	30.39
w/o $\mathcal{L}_{\text{align}}$	70.39	67.15	40.38	26.83	6.29	4.86	5.88	7.39	2.90	3.02	22.28	32.78	67.82	79.30	44.75	34.51
w/o exp sync	65.51	50.33	37.72	23.61	13.08	14.40	6.20	7.75	3.39	3.30	21.26	33.67	67.27	78.50	45.82	37.13

Table 1. Results on TACO [48] dataset. The best in each column is highlighted in bold.

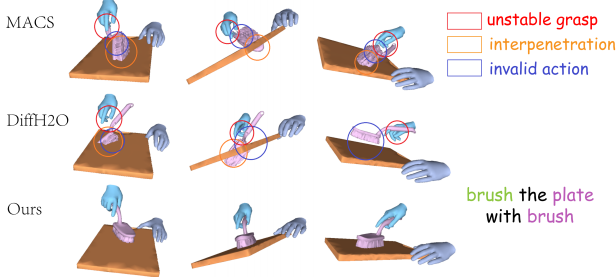


Figure 4. Qualitative results from TACO [48] dataset. Invalid action indicates the poses cannot complete the operation effectively.

completing the action. FID and RA further indicate that the motions generated by our method are more semantically realistic. This is caused by the more precise object-object interactions in SyncDiff, and our separation of motions at different frequencies ensures that subtle high-frequency periodic movements are not overshadowed, which are crucial for identifying action types. Figure 5 demonstrates the benefits of our synchronization mechanism. Although MACS uses relative representations for some hand-object pairs to ensure firm grasp, due to the lack of synchronization on the complete graphical model, conflicts arise between the left hand and the knife, which should not directly interact. Figure 6 indicates that with a higher demand for coordination quality among objects, our method can also address hand-object and object-object synchronization effectively.

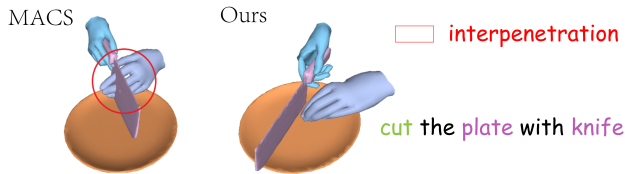


Figure 5. Qualitative results from TACO [48] dataset.

Human-Object Interaction. For human-object interaction synthesis, we compare our method to OMOMO [42] and CG-HOI [20]. For OMOMO, we first use their conditional diffusion models to generate object trajectories, and then use their whole pipeline to synthesize complete Multi-body HOI motion. Cross-attention in CG-HOI is modified

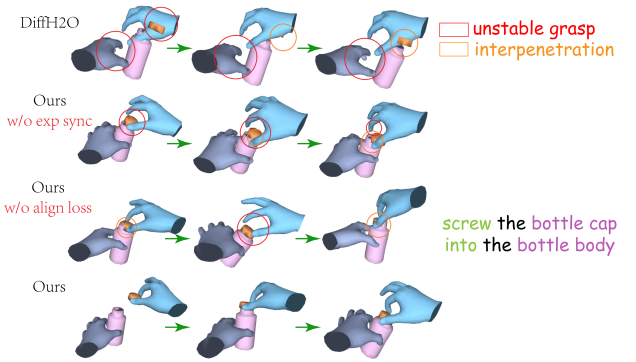


Figure 6. Qualitative results from OAKINK2 [108] dataset. The task requires precise contact between objects, where the bottle cap needs to align perfectly with the bottle, and there needs to be a tendency for it to be twisted down in a clockwise spiral.

for two humans, one object and contact between them.

As shown in Table 3, 4 and Figure 7, 8, our method outperforms CG-HOI and OMOMO in contact-based and semantics metrics and obtains the most realistic qualities. Synthesized motions from existing methods suffer from unnatural grasping poses and arm-object interpenetration, while our method mitigates these issues.

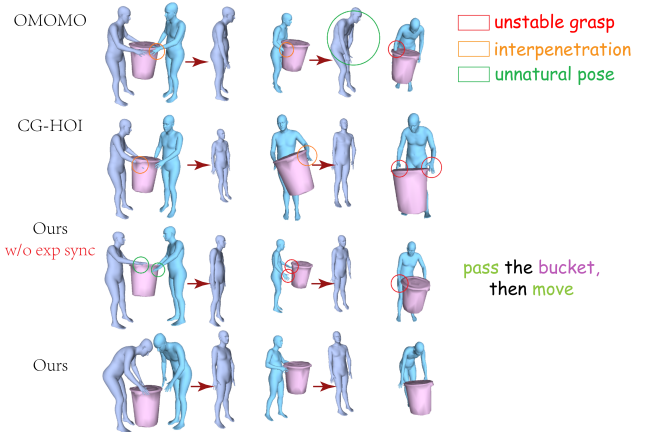


Figure 7. Qualitative comparisons on CORE4D [109] dataset.

	Method	Backbone	SD (m, \uparrow)	OD (m, \uparrow)	IV (cm ³ , \downarrow)	ID (mm, \downarrow)	CSR (% , \uparrow)	Hand Motion RA (% , \uparrow)	Hand-Object Motion RA (% , \uparrow)
Unseen subject split	IMoS [24]	CVAE	0.002	0.149	7.14	11.47	5.0	57.9	58.8
	DiffH ₂ O [13]	Transformer	0.088	0.185	6.65	8.39	6.7	76.0	81.0
	DiffH ₂ O [13]	UNet	0.109	0.188	6.02	7.92	6.4	83.3	87.5
	MACS [73]	MLP+Conv	0.059	0.164	8.29	10.12	3.9	72.9	76.4
	SyncDiff (Ours)	Transformer	0.106	0.188	6.22	7.75	7.2	82.6	88.9
Unseen object split	IMoS [24]	CVAE	0.002	0.132	10.38	12.45	4.8	56.1	58.1
	DiffH ₂ O [13]	Transformer	0.133	0.185	7.99	10.87	7.3	75.0	80.3
	DiffH ₂ O [13]	UNet	0.134	0.179	9.03	11.39	8.6	75.5	83.7
	MACS [73]	MLP+Conv	0.105	0.156	11.24	13.42	5.4	57.7	63.9
	SyncDiff (Ours)	Transformer	0.148	0.192	7.07	10.67	10.5	77.4	86.5

Table 2. **Comparison on GRAB [81] dataset for the post-grasping phase.** Following DiffH₂O [13], we conduct experiments on the phase where the object has been grasped. Each column highlights the best method in red, with the second best highlighted in blue. Results of IMoS [24] and DiffH₂O are from the original paper of DiffH₂O, while MACS [73] results are obtained via our re-implementation.

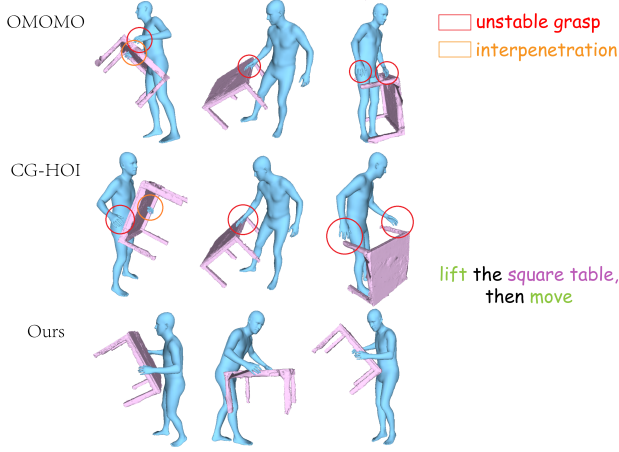


Figure 8. Qualitative results from BEHAVE [2] dataset. Baseline methods suffer from unreasonable grasp poses due to unsynchronized synthesis of body transformations.

4.4. Ablation studies

We examine the effect of our three key designs (frequency-domain motion decomposition, the alignment loss $\mathcal{L}_{\text{align}}$, and the explicit synchronization) separately. The results after removing each of these three components individually are shown as “w/o decompose”, “w/o $\mathcal{L}_{\text{align}}$ ”, and “w/o exp sync”. Two additional ablations are to remove the two synchronization mechanisms and all three designs, denoted as “w/o $\mathcal{L}_{\text{align}}$, exp sync” and “w/o all”, respectively. More details can be found in Section C.4. Results in Table 1, 3, 5 show that removing any of the three components can lead to varying extents of performance decline.

Removal of Decomposition. As shown in Figure 10, after removing the decomposition mechanism, once periodic relative motion is involved in the interactions between objects, it becomes easier for high-frequency motions to be neglected, which is intuitively shown as two objects being in an almost relative stationary state, making it difficult to complete the action. This also results in poor performance in semantics metrics FID and RA from Table 1, 3, and 5. In Section B.3, we’ve provided more detailed experiments to

Method	CRR(% , \uparrow)		FID(\downarrow)		RA (% , \uparrow)	
	Test1	Test2	Test1	Test2	Test1	Test2
Ground-truth	7.72	6.25	0.01	0.00	96.45	97.44
OMOMO [42]	5.31	5.54	13.22	14.94	68.02	65.13
CG-HOI [20]	5.74	5.50	12.16	15.37	70.05	66.15
SyncDiff (Ours)	6.15	5.78	6.45	7.25	92.89	90.26
w/o all	5.42	5.35	17.21	21.37	54.82	48.72
w/o decompose	5.70	5.46	8.42	9.54	75.13	71.28
w/o $\mathcal{L}_{\text{align}}$, exp sync	4.84	4.88	7.43	8.49	82.74	74.11
w/o $\mathcal{L}_{\text{align}}$	5.38	5.25	6.74	8.31	90.36	87.69
w/o exp sync	5.23	5.04	7.55	7.89	80.20	78.46

Table 3. Results on CORE4D [109] dataset. The best in each column is highlighted in bold.

examine the necessity of decomposition in modeling high-frequency components with semantics, through which we have determined that the performance of frequency decomposition significantly surpasses that of merely removing too high-frequency noise.

Method	CRR(% , \uparrow)	FID(\downarrow)	RA (% , \uparrow)
Ground-truth	13.02	0.03	97.78
OMOMO [42]	8.81	6.19	68.89
CG-HOI [20]	8.64	5.50	70.00
SyncDiff (Ours)	10.29	4.45	81.11

Table 4. Results on BEHAVE [2] dataset. The best in each column is highlighted in bold.

Removal of $\mathcal{L}_{\text{align}}$ or Explicit Synchronization. As is shown in Figure 7 and 6, removing either one of $\mathcal{L}_{\text{align}}$ or explicit synchronization leads to unreasonable penetration or contact loss between objects or between humans and objects, with explicit synchronization playing a more significant role. This phenomenon is also revealed in quantitative evaluation results from Table 1, 3 and 5. An observed phenomenon is that simply incorporating frequency decomposition (w/o $\mathcal{L}_{\text{align}}$, exp sync) poses higher demand on synchronization, which is manifested as worse contact-based metrics (Defined in Section 4.2) than “w/o all”. Simply in-

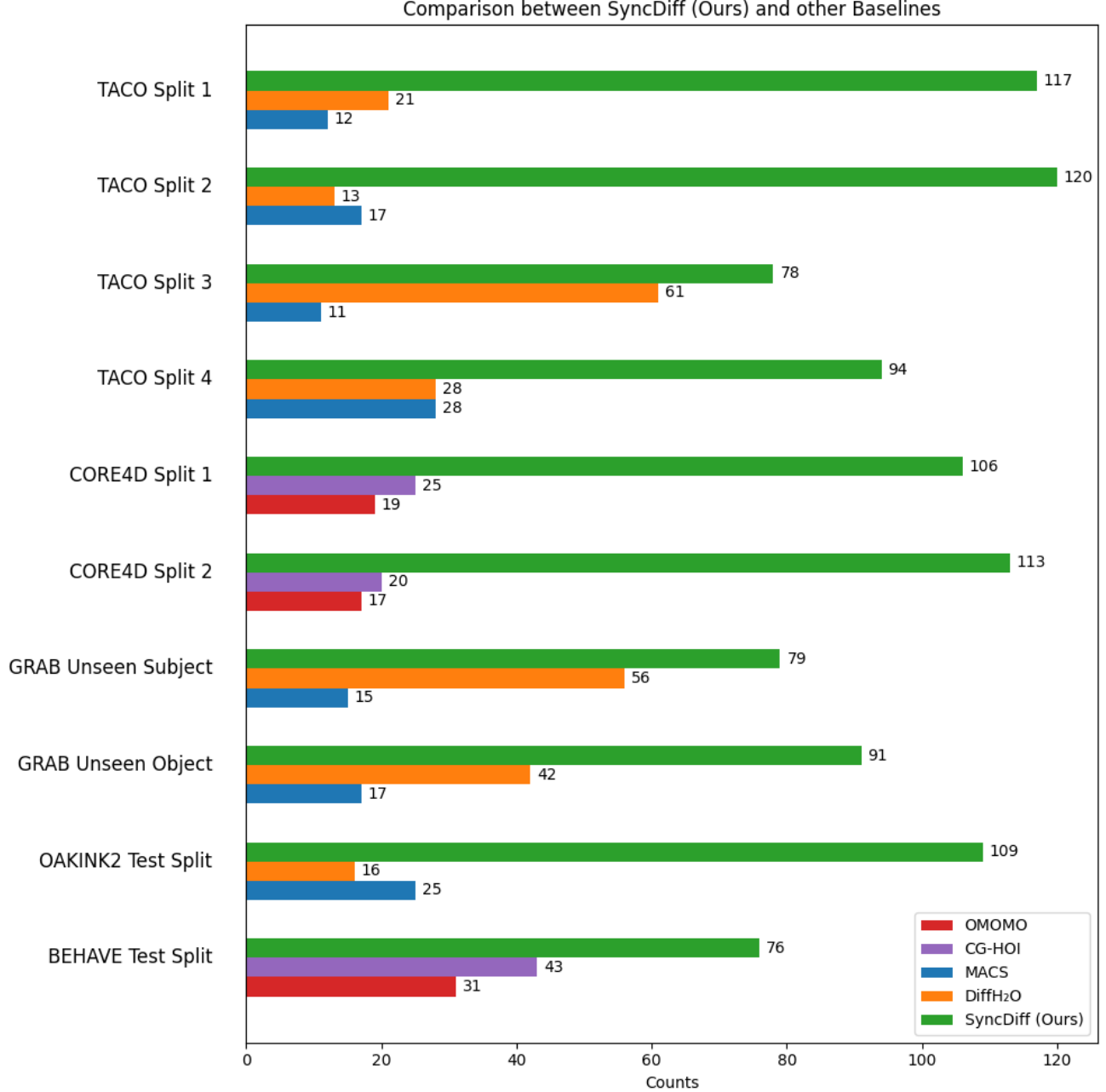


Figure 9. User study results on different dataset splits.

tegrating $\mathcal{L}_{\text{align}}$ (w/o exp sync) can not fully solve this issue, making explicit synchronization steps become a must.

4.5. User Study

In order to evaluate semantic correctness of synthesized interactions from a perceptual aspect, we conduct a user study, comparing our method with all other baselines on the five datasets.

There are 10 different splits in our experiments (TACO splits 1-4, CORE4D splits 1-2, OAKINK2 test split, GRAB splits of unseen subjects/objects, BEHAVE test split). We randomly draw 15 samples per split, resulting in a total of 150 different questions (15×10). Each question requires participants to choose the best option among **Ours** and all other baselines, based primarily on “Completion, Realism, and Naturalness”. If the decision is difficult to make, partic-



Figure 10. Qualitative results from TACO [48] dataset. Periodic relative motions are required between two objects. The color changes from deep to light, representing time passage. After removing the decomposition mechanism, the spatula tends to get stuck in a small area on the plate’s surface, without effective relative movements.

Method	CSIoU (%, \uparrow)	IV (cm ³ , \downarrow)	FID (\downarrow)	RA (%, \uparrow)
Ground-truth	100.0	2.51	0.00	82.57
MACS [73]	57.52	10.52	4.96	54.91
DiffH ₂ O [13]	55.50	5.59	5.18	50.48
SyncDiff (Ours)	72.14	4.41	2.65	74.83
w/o all	62.96	6.73	6.63	48.96
w/o decompose	68.16	4.90	4.46	55.05
w/o $\mathcal{L}_{\text{align}}$, exp sync	57.59	8.94	3.82	70.54
w/o $\mathcal{L}_{\text{align}}$	67.44	5.34	3.76	70.82
w/o exp sync	58.05	7.66	3.58	69.16

Table 5. Results on OAKINK2 [108] dataset. The best in each column is highlighted in bold.

ipants are also instructed to consider “additional misalignments such as interpenetration, contact loss, jitter”. 150 different individuals are involved, and each is assigned 10 different questions, where the option orders are randomly shuffled. Our mechanism guarantees that each question is answered by exactly 10 different agents. Figure 9 shows the times each method voted as the “best” in each split.

From the data of User Study (which is also corroborated by other metrics such as contact-based metrics and metrics regarding semantics), it can be observed that for datasets with fewer bodies, like GRAB or BEHAVE, the gap between our method and the baselines is not as significant as in datasets with more bodies. This is because, as the number of bodies increases, the requirements for synchronization become higher, and the interaction patterns between rigid objects become more complex, necessitating explicit modeling of high-frequency components through frequency decomposition, as well as those synchronization mechanisms. This further highlights the necessity of our approach in the general task of synchronized multi-body interaction synthesis.

5. Conclusions and Discussions

This paper presents SyncDiff, a unified framework for synchronized motion synthesis of multi-body HOI interaction by estimating both data sample scores and alignment scores, and jointly optimizing sample and alignment likelihoods in

inference. We also introduce a frequency-domain decomposition to better capture high-frequency motions with semantics. Experiments on five datasets demonstrate that SyncDiff can be adapted to multiple scenarios with any number of humans, hands, and rigid objects. Comparative experiments also demonstrate that in each specific setting, our method achieves better contact accuracy and action semantics than a range of state-of-the-art baselines. Limitations, potential solutions, extensions, and some discussions of SyncDiff are provided in Section E.

References

- [1] Federica Arrigoni, Beatrice Rossi, and Andrea Fusiello. Spectral synchronization of multiple views in se(3). *SIAM Journal on Imaging Sciences*, 9(4):1963–1990, 2016. 3
- [2] Bharat Lal Bhatnagar, Xianghui Xie, Ilya A. Petrov, Cristian Sminchisescu, Christian Theobalt, and Gerard Pons-Moll. Behave: Dataset and method for tracking human object interactions. In *Proceedings of the IEEE/CVF conference on computer vision and pattern recognition*, pages 15914–15925, 2022. 2, 6, 8
- [3] Samarth Brahmabhatt, Cusuh Ham, Charles C Kemp, and James Hays. Contactdb: Analyzing and predicting grasp contact via thermal imaging. In *Proceedings of the IEEE/CVF conference on computer vision and pattern recognition*, pages 8709–8719, 2019.
- [4] Samarth Brahmabhatt, Chengcheng Tang, Christopher D Twigg, Charles C Kemp, and James Hays. Contactpose: A dataset of grasps with object contact and hand pose. In *Computer Vision–ECCV 2020: 16th European Conference, Glasgow, UK, August 23–28, 2020, Proceedings, Part XIII 16*, pages 361–378. Springer, 2020. 2
- [5] Junuk Cha, Jihyeon Kim, Jae Shin Yoon, and Seungryul Baek. Text2hoi: Text-guided 3d motion generation for hand-object interaction. In *Proceedings of the IEEE/CVF Conference on Computer Vision and Pattern Recognition*, pages 1577–1585, 2024. 2
- [6] Yu-Wei Chao, Wei Yang, Yu Xiang, Pavlo Molchanov, Ankur Handa, Jonathan Tremblay, Yashraj S Narang, Karl Van Wyk, Umar Iqbal, Stan Birchfield, et al. Dexycb: A benchmark for capturing hand grasping of objects. In *Proceedings of the IEEE/CVF Conference on Computer Vision and Pattern Recognition*, pages 9044–9053, 2021. 2
- [7] Nalin Chaturvedi, Amit Sanyal, and N. H. McClamroch. Rigid-body attitude control. *IEEE Control Systems*, 31:30–51, 2011. 3
- [8] Sirui Chen, Albert Wu, and C. Karen Liu. Synthesizing dexterous nonprehensile pregrasp for ungraspable objects. In *Special Interest Group on Computer Graphics and Interactive Techniques Conference Proceedings*, page 1–10. ACM, 2023. 2
- [9] Ti Chen, Jinjun Shan, and Hao Wen. Distributed adaptive attitude control for networked underactuated flexible spacecraft. *IEEE Transactions on Aerospace and Electronic Systems*, 55(1):215–225, 2019. 3

- [10] Jooyoung Choi, Sungwon Kim, Yonghyun Jeong, Youngjune Gwon, and Sungroh Yoon. Ilvr: Conditioning method for denoising diffusion probabilistic models. *arXiv preprint arXiv:2108.02938*, 2021. 2
- [11] Sammy Christen, Muhammed Kocabas, Emre Aksan, Jemin Hwangbo, Jie Song, and Otmar Hilliges. D-grasp: Physically plausible dynamic grasp synthesis for hand-object interactions. In *Proceedings of the IEEE/CVF Conference on Computer Vision and Pattern Recognition*, pages 20577–20586, 2022. 2
- [12] Sammy Christen, Wei Yang, Claudia Pérez-D’Arpino, Otmar Hilliges, Dieter Fox, and Yu-Wei Chao. Learning human-to-robot handovers from point clouds. In *Proceedings of the IEEE/CVF Conference on Computer Vision and Pattern Recognition*, pages 9654–9664, 2023. 2
- [13] Sammy Christen, Shreyas Hampali, Fadime Sener, Edoardo Remelli, Tomas Hodan, Eric Sauser, Shugao Ma, and Bugra Tekin. Diffh2o: Diffusion-based synthesis of hand-object interactions from textual descriptions. In *SIGGRAPH Asia 2024 Conference Papers*, pages 1–11, 2024. 1, 2, 3, 6, 7, 8, 10, 21
- [14] Peishan Cong, Ziyi Wang, Yuexin Ma, and Xiangyu Yue. Semgeomo: Dynamic contextual human motion generation with semantic and geometric guidance, 2025. 2
- [15] Divyanshu Daiya, Damon Conover, and Aniket Bera. Collage: Collaborative human-agent interaction generation using hierarchical latent diffusion and language models. *arXiv preprint arXiv:2409.20502*, 2024. 2
- [16] Abe Davis, Justin G. Chen, and Frédo Durand. Image-space modal bases for plausible manipulation of objects in video. *ACM Transactions on Graphics (SIGGRAPH)*, 34(6):1–7, 2015. 3
- [17] Myers Abraham Davis. *Visual vibration analysis*. PhD thesis, Massachusetts Institute of Technology, 2016. 3
- [18] Prafulla Dhariwal and Alexander Nichol. Diffusion models beat gans on image synthesis. *Advances in neural information processing systems*, 34:8780–8794, 2021. 2
- [19] Julien Diener, Mathieu Rodriguez, Lionel Baboud, and Lionel Reveret. Wind projection basis for real-time animation of trees. In *Computer Graphics Forum*, pages 533–540. Wiley Online Library, 2009. 3
- [20] Christian Diller and Angela Dai. Cg-hoi: Contact-guided 3d human-object interaction generation. In *Proceedings of the IEEE/CVF Conference on Computer Vision and Pattern Recognition*, pages 19888–19901, 2024. 2, 3, 7, 8
- [21] Zicong Fan, Omid Taheri, Dimitrios Tzionas, Muhammed Kocabas, Manuel Kaufmann, Michael J Black, and Otmar Hilliges. Arctic: A dataset for dexterous bimanual hand-object manipulation. In *Proceedings of the IEEE/CVF Conference on Computer Vision and Pattern Recognition*, pages 12943–12954, 2023. 2
- [22] Xuehao Gao, Yang Yang, Shaoyi Du, Yang Wu, Yebin Liu, and Guo-Jun Qi. Eigenactor: Variant body-object interaction generation evolved from invariant action basis reasoning, 2025. 2
- [23] Guillermo Garcia-Hernando, Edward Johns, and Tae-Kyun Kim. Physics-based dexterous manipulations with estimated hand poses and residual reinforcement learning. In *2020 IEEE/RSJ International Conference on Intelligent Robots and Systems (IROS)*, pages 9561–9568. IEEE, 2020. 2
- [24] Anindita Ghosh, Rishabh Dabral, Vladislav Golyanik, Christian Theobalt, and Philipp Slusallek. Imos: Intent-driven full-body motion synthesis for human-object interactions. In *Computer Graphics Forum*, pages 1–12. Wiley Online Library, 2023. 2, 6, 8
- [25] Tuomas Haarnoja, Aurick Zhou, Kristian Hartikainen, George Tucker, Sehoon Ha, Jie Tan, Vikash Kumar, Henry Zhu, Abhishek Gupta, Pieter Abbeel, et al. Soft actor-critic algorithms and applications. *arXiv preprint arXiv:1812.05905*, 2018. 2
- [26] Shreyas Hampali, Mahdi Rad, Markus Oberweger, and Vincent Lepetit. Honnotate: A method for 3d annotation of hand and object poses. In *Proceedings of the IEEE/CVF conference on computer vision and pattern recognition*, pages 3196–3206, 2020. 2
- [27] Mohamed Hassan, Duygu Ceylan, Ruben Villegas, Jun Saito, Jimei Yang, Yi Zhou, and Michael J Black. Stochastic scene-aware motion prediction. In *Proceedings of the IEEE/CVF International Conference on Computer Vision*, pages 11374–11384, 2021. 2
- [28] Takeshi Hatanaka, Yuji Igarashi, Masayuki Fujita, and Mark W. Spong. Passivity-based pose synchronization in three dimensions. *IEEE Transactions on Automatic Control*, 57(2):360–375, 2012. 3
- [29] Jonathan Ho and Tim Salimans. Classifier-free diffusion guidance. *arXiv preprint arXiv:2207.12598*, 2022. 2, 3
- [30] Jonathan Ho, Ajay Jain, and Pieter Abbeel. Denoising diffusion probabilistic models. *Advances in neural information processing systems*, 33:6840–6851, 2020. 2, 5, 16, 17
- [31] Jonathan Ho, William Chan, Chitwan Saharia, Jay Whang, Ruiqi Gao, Alexey Gritsenko, Diederik P Kingma, Ben Poole, Mohammad Norouzi, David J Fleet, et al. Imagen video: High definition video generation with diffusion models. *arXiv preprint arXiv:2210.02303*, 2022. 2
- [32] Jonathan Ho, Tim Salimans, Alexey Gritsenko, William Chan, Mohammad Norouzi, and David J Fleet. Video diffusion models. *Advances in Neural Information Processing Systems*, 35:8633–8646, 2022. 2, 16
- [33] Yuji Igarashi, Takeshi Hatanaka, Masayuki Fujita, and Mark W. Spong. Passivity-based attitude synchronization in $se(3)$. *IEEE Transactions on Control Systems Technology*, 17(5):1119–1134, 2009. 3
- [34] Ishant, Rongliang Wu, and Joo Hwee Lim. Controllable hand grasp generation for hoi and efficient evaluation methods, 2025. 2
- [35] Michael Janner, Yilun Du, Joshua B Tenenbaum, and Sergey Levine. Planning with diffusion for flexible behavior synthesis. *arXiv preprint arXiv:2205.09991*, 2022. 2
- [36] Xin Jin, Yang Shi, Yang Tang, and Xiaotai Wu. Event-triggered attitude consensus with absolute and relative attitude measurements. *Automatica*, 122:109245, 2020. 3
- [37] Korrawe Karunratanakul, Konpat Preechakul, Supasorn Suwajanakorn, and Siyu Tang. Guided motion diffusion for controllable human motion synthesis. In *Proceedings of*

- the IEEE/CVF International Conference on Computer Vision, pages 2151–2162, 2023. 2, 26
- [38] Diederik P Kingma. Auto-encoding variational bayes. *arXiv preprint arXiv:1312.6114*, 2013. 2
- [39] Franziska Krebs, Andre Meixner, Isabel Patzer, and Tamim Asfour. The kit bimanual manipulation dataset. In *2020 IEEE-RAS 20th International Conference on Humanoid Robots (Humanoids)*, pages 499–506. IEEE, 2021. 2
- [40] Taein Kwon, Bugra Tekin, Jan Stühmer, Federica Bogo, and Marc Pollefeys. H2o: Two hands manipulating objects for first person interaction recognition. In *Proceedings of the IEEE/CVF International Conference on Computer Vision*, pages 10138–10148, 2021. 2
- [41] Jiaman Li, Alexander Clegg, Roozbeh Mottaghi, Jiajun Wu, Xavier Puig, and C Karen Liu. Controllable human-object interaction synthesis. *arXiv preprint arXiv:2312.03913*, 2023. 1, 2, 6
- [42] Jiaman Li, Jiajun Wu, and C Karen Liu. Object motion guided human motion synthesis. *ACM Transactions on Graphics (TOG)*, 42(6):1–11, 2023. 1, 2, 3, 6, 7, 8
- [43] Zhengqi Li, Richard Tucker, Noah Snively, and Aleksander Holynski. Generative image dynamics. In *Proceedings of the IEEE/CVF Conference on Computer Vision and Pattern Recognition*, pages 24142–24153, 2024. 3, 4
- [44] Han Liang, Wenqian Zhang, Wenxuan Li, Jingyi Yu, and Lan Xu. Intergen: Diffusion-based multi-human motion generation under complex interactions. *International Journal of Computer Vision*, 132(9):3463–3483, 2024. 2, 25
- [45] Qingtao Liu, Yu Cui, Zhengnan Sun, Haoming Li, Gaofeng Li, Lin Shao, Jiming Chen, and Qi Ye. Dexrepnet: Learning dexterous robotic grasping network with geometric and spatial hand-object representations. *arXiv preprint arXiv:2303.09806*, 2023. 2
- [46] Shaowei Liu, Yang Zhou, Jimei Yang, Saurabh Gupta, and Shenlong Wang. Contactgen: Generative contact modeling for grasp generation. In *Proceedings of the IEEE/CVF International Conference on Computer Vision*, pages 20609–20620, 2023. 2
- [47] Yunze Liu, Yun Liu, Che Jiang, Kangbo Lyu, Weikang Wan, Hao Shen, Boqiang Liang, Zhoujie Fu, He Wang, and Li Yi. Hoi4d: A 4d egocentric dataset for category-level human-object interaction. In *Proceedings of the IEEE/CVF Conference on Computer Vision and Pattern Recognition*, pages 21013–21022, 2022. 2
- [48] Yun Liu, Haolin Yang, Xu Si, Ling Liu, Zipeng Li, Yuxiang Zhang, Yebin Liu, and Li Yi. Taco: Benchmarking generalizable bimanual tool-action-object understanding. In *Proceedings of the IEEE/CVF Conference on Computer Vision and Pattern Recognition*, pages 21740–21751, 2024. 2, 6, 7, 10, 21
- [49] Yen-Chen Liu and Nikhil Chopra. Controlled synchronization of heterogeneous robotic manipulators in the task space. *IEEE Transactions on Robotics*, 28(1):268–275, 2012. 3
- [50] Andreas Lugmayr, Martin Danelljan, Andres Romero, Fisher Yu, Radu Timofte, and Luc Van Gool. Repaint: In-painting using denoising diffusion probabilistic models. In *Proceedings of the IEEE/CVF conference on computer vision and pattern recognition*, pages 11461–11471, 2022. 2
- [51] Viktor Makoviychuk, Lukasz Wawrzyniak, Yunrong Guo, Michelle Lu, Kier Storey, Miles Macklin, David Hoeller, Nikita Rudin, Arthur Allshire, Ankur Handa, et al. Isaac gym: High performance gpu-based physics simulation for robot learning. *arXiv preprint arXiv:2108.10470*, 2021. 2
- [52] Priyanka Mandikal and Kristen Grauman. Learning dexterous grasping with object-centric visual affordances. In *2021 IEEE international conference on robotics and automation (ICRA)*, pages 6169–6176. IEEE, 2021. 2
- [53] Johan Markdahl. Synchronization on riemannian manifolds: Multiply connected implies multistable. *IEEE Transactions on Automatic Control*, 66(9):4311–4318, 2020. 3
- [54] Johan Markdahl, Johan Thunberg, and Jorge Goncalves. High-dimensional kuramoto models on stiefel manifolds synchronize complex networks almost globally. *Automatica*, 113:108736, 2020. 3
- [55] Ziyang Meng, Wei Ren, and Zheng You. Distributed finite-time attitude containment control for multiple rigid bodies. *Automatica*, 46(12):2092–2099, 2010. 3
- [56] Aymen Mir, Xavier Puig, Angjoo Kanazawa, and Gerard Pons-Moll. Generating continual human motion in diverse 3d scenes. In *2024 International Conference on 3D Vision (3DV)*, pages 903–913. IEEE, 2024. 2
- [57] Georgios Pavlakos, Vasileios Choutas, Nima Ghorbani, Timo Bolkart, Ahmed AA Osman, Dimitrios Tzionas, and Michael J Black. Expressive body capture: 3d hands, face, and body from a single image. In *Proceedings of the IEEE/CVF conference on computer vision and pattern recognition*, pages 10975–10985, 2019. 3, 22
- [58] Xiaogang Peng, Yiming Xie, Zizhao Wu, Varun Jampani, Deqing Sun, and Huaizu Jiang. Hoi-diff: Text-driven synthesis of 3d human-object interactions using diffusion models. *arXiv preprint arXiv:2312.06553*, 2023. 2
- [59] Sergey Prokudin, Christoph Lassner, and Javier Romero. Efficient learning on point clouds with basis point sets. In *Proceedings of the IEEE/CVF international conference on computer vision*, pages 4332–4341, 2019. 4, 23, 24
- [60] Charles R Qi, Hao Su, Kaichun Mo, and Leonidas J Guibas. Pointnet: Deep learning on point sets for 3d classification and segmentation. In *Proceedings of the IEEE conference on computer vision and pattern recognition*, pages 652–660, 2017. 23
- [61] Charles Ruizhongtai Qi, Li Yi, Hao Su, and Leonidas J Guibas. Pointnet++: Deep hierarchical feature learning on point sets in a metric space. *Advances in neural information processing systems*, 30, 2017. 23
- [62] Mengshi Qi, Zhe Zhao, and Huadong Ma. Human grasp generation for rigid and deformable objects with decomposed vq-vae, 2025. 2
- [63] Yuzhe Qin, Yueh-Hua Wu, Shaowei Liu, Hanwen Jiang, Ruihan Yang, Yang Fu, and Xiaolong Wang. Dexmv: Imitation learning for dexterous manipulation from human videos. In *European Conference on Computer Vision*, pages 570–587. Springer, 2022. 2
- [64] Alec Radford, Jong Wook Kim, Chris Hallacy, Aditya Ramesh, Gabriel Goh, Sandhini Agarwal, Girish Sastry,

- Amanda Ascell, Pamela Mishkin, Jack Clark, et al. Learning transferable visual models from natural language supervision. In *International conference on machine learning*, pages 8748–8763. PMLR, 2021. 2, 4, 23
- [65] Aravind Rajeswaran, Vikash Kumar, Abhishek Gupta, Giulia Vezzani, John Schulman, Emanuel Todorov, and Sergey Levine. Learning complex dexterous manipulation with deep reinforcement learning and demonstrations. *arXiv preprint arXiv:1709.10087*, 2017. 2
- [66] Wei Ren. Distributed leaderless consensus algorithms for networked euler–lagrange systems. *International Journal of Control*, 82:2137–2149, 2009. 3
- [67] Robin Rombach, Andreas Blattmann, Dominik Lorenz, Patrick Esser, and Björn Ommer. High-resolution image synthesis with latent diffusion models. In *Proceedings of the IEEE/CVF conference on computer vision and pattern recognition*, pages 10684–10695, 2022. 2, 4, 16
- [68] Javier Romero, Dimitrios Tzionas, and Michael J. Black. Embodied hands: modeling and capturing hands and bodies together. *ACM Transactions on Graphics*, 36(6):1–17, 2017. 3, 22, 25
- [69] Alain Sarlette, Rodolphe Sepulchre, and Naomi Ehrlich Leonard. Autonomous rigid body attitude synchronization. In *2007 46th IEEE Conference on Decision and Control*, pages 2566–2571, 2007. 3
- [70] John Schulman, Filip Wolski, Prafulla Dhariwal, Alec Radford, and Oleg Klimov. Proximal policy optimization algorithms. *arXiv preprint arXiv:1707.06347*, 2017. 2
- [71] Yonatan Shafir, Guy Tevet, Roy Kapon, and Amit H Bermano. Human motion diffusion as a generative prior. *arXiv preprint arXiv:2303.01418*, 2023. 2, 25
- [72] Mengyi Shan, Lu Dong, Yutao Han, Yuan Yao, Tao Liu, Ifeoma Nwogu, Guo Jun Qi, and Mitch Hill. Towards open domain text-driven synthesis of multi-person motions. In *European Conference on Computer Vision*, 2025. 26
- [73] Soshi Shimada, Franziska Mueller, Jan Bednarik, Bardia Doosti, Bernd Bickel, Danhang Tang, Vladislav Golyanik, Jonathan Taylor, Christian Theobalt, and Thabo Beeler. Macs: Mass conditioned 3d hand and object motion synthesis. In *2024 International Conference on 3D Vision (3DV)*, pages 1082–1091. IEEE, 2024. 1, 2, 6, 7, 8, 10, 21
- [74] Mikio Shinya and Alain Fournier. Stochastic motion—motion under the influence of wind. *Computer Graphics Forum*, 11(3), 1992. 3
- [75] Jascha Sohl-Dickstein, Eric Weiss, Niru Maheswaranathan, and Surya Ganguli. Deep unsupervised learning using nonequilibrium thermodynamics. In *International conference on machine learning*, pages 2256–2265. PMLR, 2015. 16, 17
- [76] Kihyuk Sohn, Honglak Lee, and Xinchen Yan. Learning structured output representation using deep conditional generative models. *Advances in neural information processing systems*, 28, 2015. 2
- [77] Jiaming Song, Chenlin Meng, and Stefano Ermon. Denoising diffusion implicit models. *arXiv preprint arXiv:2010.02502*, 2020. 2
- [78] Yang Song and Stefano Ermon. Generative modeling by estimating gradients of the data distribution. *Advances in neural information processing systems*, 32, 2019. 16
- [79] Jos Stam. *Multi-scale stochastic modelling of complex natural phenomena*. PhD thesis, 1995. 3
- [80] Jos Stam. Stochastic dynamics: Simulating the effects of turbulence on flexible structures. *Computer Graphics Forum*, 16(3), 1997. 3
- [81] Omid Taheri, Nima Ghorbani, Michael J Black, and Dimitrios Tzionas. Grab: A dataset of whole-body human grasping of objects. In *Computer Vision—ECCV 2020: 16th European Conference, Glasgow, UK, August 23–28, 2020, Proceedings, Part IV 16*, pages 581–600. Springer, 2020. 2, 6, 8
- [82] Omid Taheri, Vasileios Choutas, Michael J Black, and Dimitrios Tzionas. Goal: Generating 4d whole-body motion for hand-object grasping. In *Proceedings of the IEEE/CVF Conference on Computer Vision and Pattern Recognition*, pages 13263–13273, 2022. 2
- [83] Mikihiro Tanaka and Kent Fujiwara. Role-aware interaction generation from textual description. In *Proceedings of the IEEE/CVF International Conference on Computer Vision*, pages 15953–15963, 2023. 2
- [84] Guy Tevet, Sigal Raab, Brian Gordon, Yonatan Shafir, Daniel Cohen-Or, and Amit H Bermano. Human motion diffusion model. *arXiv preprint arXiv:2209.14916*, 2022. 1, 2
- [85] Johan Thunberg, Jorge Goncalves, and Xiaoming Hu. Consensus and formation control on se (3) for switching topologies. *Automatica*, 66:109–121, 2016. 3
- [86] Johan Thunberg, Johan Markdahl, Florian Bernard, and Jorge Goncalves. A lifting method for analyzing distributed synchronization on the unit sphere. *Automatica*, 96:253–258, 2018. 3
- [87] Johan Thunberg, Johan Markdahl, and Jorge Goncalves. Dynamic controllers for column synchronization of rotation matrices: a qr-factorization approach. *Automatica*, 93:20–25, 2018. 3
- [88] Yongqi Tian, Xueyu Sun, Haoyuan He, Linji Hao, Ning Ding, and Caigui Jiang. Towards semantic 3d hand-object interaction generation via functional text guidance, 2025. 2
- [89] Emanuel Todorov, Tom Erez, and Yuval Tassa. Mujoco: A physics engine for model-based control. In *2012 IEEE/RSJ international conference on intelligent robots and systems*, pages 5026–5033. IEEE, 2012. 2
- [90] Weikang Wan, Haoran Geng, Yun Liu, Zikang Shan, Yaodong Yang, Li Yi, and He Wang. Unidexgrasp++: Improving dexterous grasping policy learning via geometry-aware curriculum and iterative generalist-specialist learning. In *Proceedings of the IEEE/CVF International Conference on Computer Vision*, pages 3891–3902, 2023. 2
- [91] Hanlei Wang. Flocking of networked uncertain euler–lagrange systems on directed graphs. *Automatica*, 49(9):2774–2779, 2013. 3
- [92] Hanlei Wang. Consensus of networked mechanical systems with communication delays: A unified framework. *IEEE Transactions on Automatic Control*, 59(6):1571–1576, 2014. 3

- [93] Jiashun Wang, Huazhe Xu, Jingwei Xu, Sifei Liu, and Xiaolong Wang. Synthesizing long-term 3d human motion and interaction in 3d scenes. In *Proceedings of the IEEE/CVF Conference on Computer Vision and Pattern Recognition*, pages 9401–9411, 2021. 2
- [94] Jingbo Wang, Sijie Yan, Bo Dai, and Dahua Lin. Scene-aware generative network for human motion synthesis. In *Proceedings of the IEEE/CVF conference on computer vision and pattern recognition*, pages 12206–12215, 2021. 2
- [95] Yilin Wang, Chuan Guo, Li Cheng, and Hai Jiang. Region-grasp: A novel task for contact region controllable hand grasp generation, 2024. 2
- [96] Zifan Wang, Junyu Chen, Ziqing Chen, Pengwei Xie, Rui Chen, and Li Yi. Genh2r: Learning generalizable human-to-robot handover via scalable simulation demonstration and imitation. In *Proceedings of the IEEE/CVF Conference on Computer Vision and Pattern Recognition*, pages 16362–16372, 2024. 1, 2
- [97] Qianyang Wu, Ye Shi, Xiaoshui Huang, Jingyi Yu, Lan Xu, and Jingya Wang. Thor: Text to human-object interaction diffusion via relation intervention. *arXiv preprint arXiv:2403.11208*, 2024. 2
- [98] Zhen Wu, Jiaman Li, and C Karen Liu. Human-object interaction from human-level instructions. *arXiv preprint arXiv:2406.17840*, 2024. 2
- [99] Haiyang Xu, Yu Lei, Zeyuan Chen, Xiang Zhang, Yue Zhao, Yilin Wang, and Zhuowen Tu. Bayesian diffusion models for 3d shape reconstruction. In *Proceedings of the IEEE/CVF Conference on Computer Vision and Pattern Recognition*, pages 10628–10638, 2024. 2, 3
- [100] Liang Xu, Xintao Lv, Yichao Yan, Xin Jin, Shuwen Wu, Congsheng Xu, Yifan Liu, Yizhou Zhou, Fengyun Rao, Xingdong Sheng, Yunhui Liu, Wenjun Zeng, and Xiaokang Yang. Inter-x: Towards versatile human-human interaction analysis. In *Proceedings of the IEEE/CVF conference on computer vision and pattern recognition*, pages 22260–22271, 2024. 2
- [101] Liang Xu, Yizhou Zhou, Yichao Yan, Xin Jin, Wenhan Zhu, Fengyun Rao, Xiaokang Yang, and Wenjun Zeng. Regenet: Towards human action-reaction synthesis. In *Proceedings of the IEEE/CVF conference on computer vision and pattern recognition*, pages 1759–1769, 2024. 2
- [102] Sirui Xu, Zhengyuan Li, Yu-Xiong Wang, and Liang-Yan Gui. Interdiff: Generating 3d human-object interactions with physics-informed diffusion. In *Proceedings of the IEEE/CVF International Conference on Computer Vision*, pages 14928–14940, 2023. 2
- [103] Sirui Xu, Hung Yu Ling, Yu-Xiong Wang, and Liang-Yan Gui. Intermimic: Towards universal whole-body control for physics-based human-object interactions, 2025. 2
- [104] Lixin Yang, Xinyu Zhan, Kailin Li, Wenqiang Xu, Jiefeng Li, and Cewu Lu. Cpf: Learning a contact potential field to model the hand-object interaction. In *Proceedings of the IEEE/CVF International Conference on Computer Vision*, pages 11097–11106, 2021. 2
- [105] Lixin Yang, Kailin Li, Xinyu Zhan, Fei Wu, Anran Xu, Liu Liu, and Cewu Lu. Oakink: A large-scale knowledge repository for understanding hand-object interaction. In *Proceedings of the IEEE/CVF conference on computer vision and pattern recognition*, pages 20953–20962, 2022. 2
- [106] Hongwei Yi, Justus Thies, Michael J Black, Xue Bin Peng, and Davis Rempe. Generating human interaction motions in scenes with text control. In *European Conference on Computer Vision*, pages 246–263. Springer, 2025. 2
- [107] Ye Yuan, Jiaming Song, Umar Iqbal, Arash Vahdat, and Jan Kautz. Physdiff: Physics-guided human motion diffusion model. In *Proceedings of the IEEE/CVF international conference on computer vision*, pages 16010–16021, 2023. 2
- [108] Xinyu Zhan, Lixin Yang, Yifei Zhao, Kangrui Mao, Hanlin Xu, Zenan Lin, Kailin Li, and Cewu Lu. Oakink2: A dataset of bimanual hands-object manipulation in complex task completion. In *Proceedings of the IEEE/CVF Conference on Computer Vision and Pattern Recognition*, pages 445–456, 2024. 2, 6, 7, 10, 25
- [109] Chengwen Zhang, Yun Liu, Ruofan Xing, Bingda Tang, and Li Yi. Core4d: A 4d human-object-human interaction dataset for collaborative object rearrangement. *arXiv preprint arXiv:2406.19353*, 2024. 2, 6, 7, 8
- [110] He Zhang, Yuting Ye, Takaaki Shiratori, and Taku Komura. Manipnet: neural manipulation synthesis with a hand-object spatial representation. *ACM Transactions on Graphics (ToG)*, 40(4):1–14, 2021. 2
- [111] Hui Zhang, Sammy Christen, Zicong Fan, Luo Cheng Zheng, Jemin Hwangbo, Jie Song, and Otmar Hilliges. Artigrasp: Physically plausible synthesis of bi-manual dexterous grasping and articulation. In *2024 International Conference on 3D Vision (3DV)*, pages 235–246. IEEE, 2024. 2
- [112] Hui Zhang, Sammy Christen, Zicong Fan, Otmar Hilliges, and Jie Song. Grasppl: Generating grasping motions for diverse objects at scale. In *European Conference on Computer Vision*, pages 386–403. Springer, 2025. 2
- [113] Jiajun Zhang, Yuxiang Zhang, Liang An, Mengcheng Li, Hongwen Zhang, Zonghai Hu, and Yebin Liu. Manidext: Hand-object manipulation synthesis via continuous correspondence embeddings and residual-guided diffusion. *arXiv preprint arXiv:2409.09300*, 2024. 2
- [114] Lvmin Zhang, Anyi Rao, and Maneesh Agrawala. Adding conditional control to text-to-image diffusion models. In *Proceedings of the IEEE/CVF International Conference on Computer Vision*, pages 3836–3847, 2023. 2
- [115] Mingyuan Zhang, Zhongang Cai, Liang Pan, Fangzhou Hong, Xinying Guo, Lei Yang, and Ziwei Liu. Motiandiffuse: Text-driven human motion generation with diffusion model. *arXiv preprint arXiv:2208.15001*, 2022. 2
- [116] Wanyue Zhang, Rishabh Dabral, Vladislav Golyanik, Vasileios Choutas, Eduardo Alvarado, Thabo Beeler, Marc Habermann, and Christian Theobalt. Bimart: A unified approach for the synthesis of 3d bimanual interaction with articulated objects. *arXiv preprint arXiv:2412.05066*, 2024. 2
- [117] Xiaohan Zhang, Bharat Lal Bhatnagar, Sebastian Starke, Vladimir Guzun, and Gerard Pons-Moll. Couch: Towards controllable human-chair interactions. In *European Confer-*

- ence on Computer Vision, pages 518–535. Springer, 2022. 2
- [118] Yixuan Zhang, Hui Yang, Chuanchen Luo, Junran Peng, Yuxi Wang, and Zhaoxiang Zhang. Ood-hoi: Text-driven 3d whole-body human-object interactions generation beyond training domains, 2024. 2
 - [119] Yuhong Zhang, Jing Lin, Ailing Zeng, Guanlin Wu, Shunlin Lu, Yurong Fu, Yuanhao Cai, Ruimao Zhang, Haoqian Wang, and Lei Zhang. Motion-x++: A large-scale multi-modal 3d whole-body human motion dataset, 2025. 2
 - [120] Kaifeng Zhao, Shaofei Wang, Yan Zhang, Thabo Beeler, and Siyu Tang. Compositional human-scene interaction synthesis with semantic control. In *European Conference on Computer Vision*, pages 311–327. Springer, 2022. 2
 - [121] Kaifeng Zhao, Yan Zhang, Shaofei Wang, Thabo Beeler, and Siyu Tang. Synthesizing diverse human motions in 3d indoor scenes. In *Proceedings of the IEEE/CVF International Conference on Computer Vision*, pages 14738–14749, 2023. 2
 - [122] Juntian Zheng, Qingyuan Zheng, Lixing Fang, Yun Liu, and Li Yi. Cams: Canonicalized manipulation spaces for category-level functional hand-object manipulation synthesis. In *Proceedings of the IEEE/CVF Conference on Computer Vision and Pattern Recognition*, pages 585–594, 2023. 2
 - [123] Lei Zhong, Yiming Xie, Varun Jampani, Deqing Sun, and Huaizu Jiang. Smoodi: Stylized motion diffusion model. In *European Conference on Computer Vision*, pages 405–421. Springer, 2025. 2, 3
 - [124] Bohan Zhou, Haoqi Yuan, Yuhui Fu, and Zongqing Lu. Learning diverse bimanual dexterous manipulation skills from human demonstrations. *arXiv preprint arXiv:2410.02477*, 2024. 2
 - [125] Keyang Zhou, Bharat Lal Bhatnagar, Jan Eric Lenssen, and Gerard Pons-Moll. Toch: Spatio-temporal object-to-hand correspondence for motion refinement. In *European Conference on Computer Vision*, pages 1–19. Springer, 2022. 2
 - [126] Yi Zhou, Connelly Barnes, Jingwan Lu, Jimei Yang, and Hao Li. On the continuity of rotation representations in neural networks. *IEEE*, 2019. 26
 - [127] Yao Zou and Ziyang Meng. Velocity-free leader-follower cooperative attitude tracking of multiple rigid bodies on $so(3)$. *IEEE Transactions on Cybernetics*, 49(12):4078–4089, 2019. 3

Appendix

A. Details of Our Two Synchronization Mechanisms

A.1. Diffusion Model Basics

Diffusion models [75] and its variants [30, 78], especially latent diffusion, have been widely applied in different tasks, such as high-resolution image generation [67] or video generation [32]. They simulate the data distribution by introducing a series of variables $\{x_i\}_{i=1}^T$ with different noise levels. The forward noise process can be represented as

$$q(x_t|x_{t-1}) = \mathcal{N}(x_t; \sqrt{1 - \beta_t}x_{t-1}, \beta_t I),$$

where $0 < \beta_t < 1$. We can derive that

$$x_t = \sqrt{\bar{\alpha}_t}x_0 + \sqrt{1 - \bar{\alpha}_t}\epsilon,$$

where $\epsilon \sim \mathcal{N}(0, I)$, and $\bar{\alpha}_t = \prod_{i=1}^t (1 - \beta_i)$.

For the inference process, from T that is large enough so that $p(x_T) \approx \mathcal{N}(0, I)$, do reverse sampling step by step, following

$$p_\theta(x_{t-1}|x_t) = \mathcal{N}(x_{t-1}; \mu_\theta(x_t, t), \sigma_t^2 I),$$

where μ_θ is the mean distribution center predicted by network, and σ_t^2 is pre-defined constant variance. Then

$$x_{t-1} = \mu_\theta(x_t, t) + \sigma_t z (z \sim \mathcal{N}(0, I)).$$

Finally we can get x_0 , which is the denoised sample.

A.2. Complete Proof of Our Two Synchronization Mechanisms

The goal in this section consists of two aspects:

1) Illustrate how to define a set of alignment scores featuring synchronization analogous to the commonly used data sample scores in diffusion models, and derive the corresponding loss term $\mathcal{L}_{\text{align}}$ in Section 3.5;

2) Prove that the explicit synchronization formulas in Section 3.6 are equivalent to maximum total likelihood sampling on the newly computed Gaussian distribution, where data sample scores and alignment scores are jointly considered.

Before we start, let's derive some commonly used formulas in diffusion models that we will need in our proof, which the readers might not be familiar with. If you are familiar with the step-by-step denoising formula of diffusion, you can skip directly to Eq 12 and 13.

Suppose the noise-adding process has a total of T steps, with each step's amplitude denoted by $\beta_t (t \in [T])$, we define $\alpha_t = 1 - \beta_t$, and $\bar{\alpha}_t = \prod_{i=1}^t \alpha_i$.

Then by basic principles of diffusion models, we have

$$x_t \sim \mathcal{N}(\sqrt{\alpha_t}x_{t-1}, (1 - \alpha_t)I)$$

$$x_{t-1} \sim \mathcal{N}(\sqrt{\bar{\alpha}_{t-1}}x_0, (1 - \bar{\alpha}_{t-1})I)$$

$$x_t \sim \mathcal{N}(\sqrt{\alpha_t}x_0, (1 - \alpha_t)I)$$

According to Bayesian's Formula,

$$q(x_{t-1}|x_t, x_0) = \frac{q(x_t|x_{t-1})q(x_{t-1}|x_0)}{q(x_t|x_0)}$$

Taking negative logarithmic,

$$\begin{aligned} & -\log q(x_{t-1}|x_t, x_0) \\ &= \frac{(x_t - \sqrt{\alpha_t}x_{t-1})^2}{2(1 - \alpha_t)} + \frac{(x_{t-1} - \sqrt{\bar{\alpha}_{t-1}}x_0)^2}{2(1 - \bar{\alpha}_{t-1})} \\ & - \frac{(x_t - \sqrt{\bar{\alpha}_t}x_0)^2}{2(1 - \bar{\alpha}_t)} + \text{Const} \\ &= \left[\frac{\alpha_t}{2(1 - \alpha_t)} + \frac{1}{2(1 - \bar{\alpha}_{t-1})} \right] x_{t-1}^2 \\ & - 2 \left[\frac{\sqrt{\alpha_t}}{2(1 - \alpha_t)} x_t + \frac{\sqrt{\bar{\alpha}_{t-1}}}{2(1 - \bar{\alpha}_{t-1})} x_0 \right] x_{t-1} + C(x_t, x_0) \\ &\triangleq Ax_{t-1}^2 + Bx_{t-1} + C \\ &= A \left(x_{t-1} + \frac{B}{2A} \right)^2 + C' \end{aligned}$$

so

$$x_{t-1} \sim \mathcal{N}\left(-\frac{B}{2A}, \frac{1}{2A}I\right) \triangleq \mathcal{N}(\mu_t, \sigma_t^2 I)$$

where

$$\begin{aligned} \mu_t &= -\frac{B}{2A} \\ &= \frac{\frac{\sqrt{\alpha_t}}{1 - \alpha_t}x_t + \frac{\sqrt{\bar{\alpha}_{t-1}}}{1 - \bar{\alpha}_{t-1}}x_0}{\frac{\alpha_t}{1 - \alpha_t} + \frac{1}{1 - \bar{\alpha}_{t-1}}} \\ &= \frac{\sqrt{\alpha_t}(1 - \bar{\alpha}_{t-1})}{\alpha_t(1 - \bar{\alpha}_{t-1}) + 1 - \alpha_t}x_t + \frac{\sqrt{\bar{\alpha}_{t-1}}(1 - \alpha_t)}{\alpha_t(1 - \bar{\alpha}_{t-1}) + (1 - \alpha_t)}x_0 \\ &= \frac{\sqrt{\alpha_t}(1 - \bar{\alpha}_{t-1})}{1 - \bar{\alpha}_t}x_t + \frac{\sqrt{\bar{\alpha}_{t-1}}(1 - \alpha_t)}{1 - \bar{\alpha}_t}x_0 \end{aligned}$$

$$\text{Since } x_0 = \frac{1}{\sqrt{\alpha_t}}x_t - \frac{\sqrt{1 - \bar{\alpha}_t}}{\sqrt{\alpha_t}}\epsilon,$$

$$\begin{aligned} \mu_t &= \left[\frac{\sqrt{\alpha_t}(1 - \bar{\alpha}_{t-1})}{1 - \bar{\alpha}_t} + \frac{1 - \alpha_t}{\sqrt{\alpha_t}(1 - \bar{\alpha}_t)} \right] x_t - \frac{1 - \alpha_t}{\sqrt{\alpha_t}(1 - \bar{\alpha}_t)}\epsilon \\ &= \frac{1}{\sqrt{\alpha_t}} \left(x_t - \frac{1 - \alpha_t}{\sqrt{1 - \bar{\alpha}_t}}\epsilon \right) \end{aligned} \tag{12}$$

$$\begin{aligned}
\sigma_t^2 &= \frac{1}{2A} \\
&= \frac{1}{\frac{\alpha_t}{1-\alpha_t} + \frac{1}{1-\bar{\alpha}_{t-1}}} \\
&= \frac{1-\alpha_t-\bar{\alpha}_{t-1}-\bar{\alpha}_t}{1-\bar{\alpha}_t} \\
&= \frac{(1-\alpha_t)(1-\bar{\alpha}_{t-1})}{1-\bar{\alpha}_t} \\
&= \beta_t \frac{1-\bar{\alpha}_{t-1}}{1-\bar{\alpha}_t}
\end{aligned} \tag{13}$$

To define alignment scores and derive $\mathcal{L}_{\text{align}}$ from it, we first need to review how traditional diffusion models derive the reconstruction loss term from data sample scores. In fact, due to the overly simple form of the reconstruction loss, its profound mathematical background is often overlooked. Like most generative models, the essence of the reconstruction loss lies in optimizing the **negative log-likelihood**— $\log p_\theta(x_0)$, where θ is the model parameters, and $p_\theta(x_0)$ is the probability of the model reconstructing the data x_0 . However, due to the step-by-step denoising mechanism for diffusion models, it is challenging to directly optimize $-\log p_\theta(x_0)$. The common approach is to optimize the ELBO (Evidence Lower Bound) [75]. Note that

$$\begin{aligned}
& -\mathbb{E}_{q(x_0)} \log p_\theta(x_0) \\
&= -\mathbb{E}_{q(x_0)} \log \left(\int p_\theta(x_{0:T}) dx_{1:T} \right) \\
&= -\mathbb{E}_{q(x_0)} \log \left(\int q(x_{1:T}|x_0) \frac{p_\theta(x_{0:T})}{q(x_{1:T}|x_0)} dx_{1:T} \right) \\
&= -\mathbb{E}_{q(x_0)} \log \left(\mathbb{E}_{q(x_{1:T}|x_0)} \frac{p_\theta(x_{0:T})}{q(x_{1:T}|x_0)} \right) \\
&\leq -\mathbb{E}_{q(x_{0:T})} \log \frac{p_\theta(x_{0:T})}{q(x_{1:T}|x_0)} \\
&= \mathbb{E}_{q(x_{0:T})} \left[\log \frac{q(x_{1:T}|x_0)}{p_\theta(x_{0:T})} \right] \\
&= \mathbb{E}_{q(x_{0:T})} \left[\log \frac{q(x_T|x_0) \prod_{t=2}^T q(x_{t-1}|x_t, x_0)}{p_\theta(x_T) \prod_{t=1}^T p_\theta(x_{t-1}|x_t)} \right] \\
&= \mathbb{E}_{q(x_{0:T})} \left[\log \frac{q(x_T|x_0)}{p_\theta(x_T)} \right. \\
&\quad \left. + \sum_{t=2}^T \log \frac{q(x_{t-1}|x_t, x_0)}{p_\theta(x_{t-1}|x_t)} - \log p_\theta(x_0|x_1) \right] \\
&= \mathbb{E}_q [D_{\text{KL}}(q(x_T|x_0)||p_\theta(x_T)) - \log p_\theta(x_0|x_1) \\
&\quad + \sum_{t=2}^T D_{\text{KL}}(q(x_{t-1}|x_t, x_0)||p_\theta(x_{t-1}|x_t))]
\end{aligned} \tag{14}$$

Our loss is primarily the error between the distribution p_θ predicted by the model during the reverse denoising process

and the true distribution q . It is well known that the KL divergence between two Gaussian distributions $\mathcal{N}(\mu_1, \sigma_1^2)$, $\mathcal{N}(\mu_2, \sigma_2^2)$ is given by

$$\begin{aligned}
D_{\text{KL}}(\mathcal{N}(\mu_1, \sigma_1^2)||\mathcal{N}(\mu_2, \sigma_2^2)) \\
= \log \left(\frac{\sigma_2}{\sigma_1} \right) + \frac{\sigma_1^2 + \|\mu_1 - \mu_2\|_2^2}{2\sigma_2^2} - \frac{1}{2}
\end{aligned} \tag{15}$$

In our derivation, $q(x_{t-1}|x_t, x_0)$ means the ground-truth reverse process distribution, while $p_\theta(x_{t-1}|x_t)$ is our predicted distribution in stepwise denoising. Their mean values are referred to as μ_t and $\hat{\mu}_t$, and the standard variance σ_t is a predefined constant in DDPM [30]. Plug in $q(x_{t-1}|x_t, x_0) = \mathcal{N}(\mu_t, \sigma_t^2)$, $p_\theta(x_{t-1}|x_t) = \mathcal{N}(\hat{\mu}_t, \sigma_t^2)$, we have

$$D_{\text{KL}}(q(x_{t-1}|x_t, x_0)||p_\theta(x_{t-1}|x_t)) = \frac{1}{2\sigma_t^2} \|\hat{\mu}_t - \mu_t\|_2^2$$

In general, diffusion models predict the noise ϵ , but in our setting, we need to define the alignment loss later. Thus, it's more convenient to direct predict \hat{x}_0 , which is the result after complete denoising. Note that

$$\epsilon = \frac{1}{\sqrt{1-\bar{\alpha}_t}}(x_t - \sqrt{\bar{\alpha}_t}x_0),$$

so

$$\begin{aligned}
\mu_t &= \frac{1}{\sqrt{\bar{\alpha}_t}} \left(x_t - \frac{1-\alpha_t}{\sqrt{1-\bar{\alpha}_t}} \epsilon \right) \\
&= \frac{1}{\sqrt{\bar{\alpha}_t}} \left(x_t - \frac{(1-\alpha_t)(x_t - \sqrt{\bar{\alpha}_t}x_0)}{1-\bar{\alpha}_t} \right) \\
&= \frac{1}{\sqrt{\bar{\alpha}_t}} \left(\frac{\alpha_t(1-\bar{\alpha}_{t-1})}{1-\bar{\alpha}_t} x_t + \frac{(1-\alpha_t)\sqrt{\bar{\alpha}_t}}{1-\bar{\alpha}_t} x_0 \right) \\
&= \frac{\sqrt{\bar{\alpha}_t}(1-\bar{\alpha}_{t-1})}{1-\bar{\alpha}_t} x_t + \frac{\sqrt{\bar{\alpha}_{t-1}}\beta_t}{1-\bar{\alpha}_t} x_0.
\end{aligned} \tag{16}$$

Similarly,

$$\hat{\mu}_t = \frac{\sqrt{\bar{\alpha}_t}(1-\bar{\alpha}_{t-1})}{1-\bar{\alpha}_t} x_t + \frac{\sqrt{\bar{\alpha}_{t-1}}\beta_t}{1-\bar{\alpha}_t} \hat{x}_0.$$

Therefore,

$$D_{\text{KL}}(q(x_{t-1}|x_t, x_0)||p_\theta(x_{t-1}|x_t)) = \frac{\bar{\alpha}_{t-1}\beta_t^2}{2\sigma_t^2(1-\bar{\alpha}_t)^2} \|x_0 - \hat{x}_0\|_2^2.$$

By removing the coefficient, it becomes our simple reconstruction loss. Note that in our implementation, we split it into \mathcal{L}_{dc} and \mathcal{L}_{ac} for separate supervision. Similarly, in order to derive the alignment loss, our approach is still to express the loss function as some form of negative log-likelihood. Consider a triplet $(\hat{x}_{\mathbf{b}_1}, \hat{x}_{\mathbf{b}_2}, \hat{x}_{\mathbf{b}_2 \rightarrow \mathbf{b}_1})$, where

$\mathbf{b}_1, \mathbf{b}_2$ are two different bodies. We know that the definition of the score function is $\nabla \log p(x)$, which is just the negative gradient of the negative log-likelihood. As stated in the introduction part, we hope that this score function can guide $\hat{x}_{\mathbf{b}_2 \rightarrow \mathbf{b}_1}$ towards $\text{rel}(\hat{x}_{\mathbf{b}_1}, \hat{x}_{\mathbf{b}_2})$. A simple solution is to let $\hat{x}_{\mathbf{b}_2 \rightarrow \mathbf{b}_1}$ follow a distribution $\mathcal{N}(\mu, \sigma^2)$, where $\mu = \text{rel}(\hat{x}_{\mathbf{b}_1}, \hat{x}_{\mathbf{b}_2})$, and σ is a parameter that we can tune. Note that a vector \hat{x} satisfying $\hat{x} \sim \mathcal{N}(\hat{\mu}, \sigma^2 I)$ has the probability density function

$$p(\hat{x}) = \frac{1}{(2\pi)^{d/2} |\sigma^2|^{1/2}} \exp \left(-\frac{1}{2} (\hat{x} - \hat{\mu})^\top (\sigma^2)^{-1} (\hat{x} - \hat{\mu}) \right)$$

where d is the dimension of \hat{x} . The negative log-likelihood of $p(\hat{x})$, $-\log p(\hat{x})$, can be written as

$$-\log p(\hat{x}) = \frac{1}{2\sigma^2} \|\hat{x} - \hat{\mu}\|_2^2$$

It is not difficult to obtain that the negative log-likelihood is $\frac{1}{2\sigma^2} \|\hat{x}_{\mathbf{b}_2 \rightarrow \mathbf{b}_1} - \text{rel}(\hat{x}_{\mathbf{b}_1}, \hat{x}_{\mathbf{b}_2})\|_2^2$. Summing up for all such pairs $(\mathbf{b}_1, \mathbf{b}_2)$, and removing the coefficients, we can derive the alignment loss

$$\begin{aligned} \mathcal{L}_{\text{align}} = & \sum_{j_1, j_2 \in [1, m], j_1 \neq j_2} \|\hat{x}_{o_{j_2} \rightarrow o_{j_1}} - \text{rel}(\hat{x}_{o_{j_1}}, \hat{x}_{o_{j_2}})\|_2^2 \\ & + \sum_{i \in [1, n], j \in [1, m]} \|\hat{x}_{h_i \rightarrow o_j} - \text{rel}(\hat{x}_{o_j}, \hat{x}_{h_i})\|_2^2. \end{aligned} \quad (17)$$

Next, let's prove the equivalence between the explicit synchronization formulas and maximum total likelihood sampling in inference. In our task, during the inference process, suppose we want to derive $\hat{x}' = \hat{x}_{t-1}$ from $\hat{x} = \hat{x}_t$, we first use the denoising backbone to predict the mean value of distribution $\hat{\mu} = \hat{\mu}_t$.

In our task, $\hat{x}' = [\hat{x}'_{o_1}, \hat{x}'_{o_2}, \dots, \hat{x}'_{o_m}, \hat{x}'_{h_1}, \hat{x}'_{h_2}, \dots, \hat{x}'_{h_n}, \hat{x}'_{o_1 \rightarrow o_2}, \hat{x}'_{o_1 \rightarrow o_3}, \dots, \hat{x}'_{o_m \rightarrow o_{m-1}}, \hat{x}'_{h_1 \rightarrow o_1}, \hat{x}'_{h_1 \rightarrow o_2}, \dots, \hat{x}'_{h_n \rightarrow o_m}]$, and $\hat{\mu} = [\hat{\mu}_{o_1}, \hat{\mu}_{o_2}, \dots, \hat{\mu}_{o_m}, \hat{\mu}_{h_1}, \hat{\mu}_{h_2}, \dots, \hat{\mu}_{h_n}, \hat{\mu}_{o_1 \rightarrow o_2}, \hat{\mu}_{o_1 \rightarrow o_3}, \dots, \hat{\mu}_{o_m \rightarrow o_{m-1}}, \hat{\mu}_{h_1 \rightarrow o_1}, \hat{\mu}_{h_1 \rightarrow o_2}, \dots, \hat{\mu}_{h_n \rightarrow o_m}]$, so

$$\begin{aligned} \frac{1}{2\sigma^2} \|\hat{x}' - \hat{\mu}\|_2^2 = & \frac{1}{2\sigma^2} \left(\sum_{i=1}^n \|\hat{x}'_{h_i} - \hat{\mu}_{h_i}\|_2^2 \right. \\ & + \sum_{j=1}^m \|\hat{x}'_{o_j} - \hat{\mu}_{o_j}\|_2^2 \\ & + \sum_{j_1, j_2 \in [1, m], j_1 \neq j_2} \|\hat{x}'_{o_{j_2} \rightarrow o_{j_1}} - \hat{\mu}_{o_{j_2} \rightarrow o_{j_1}}\|_2^2 \\ & \left. + \sum_{i \in [1, n], j \in [1, m]} \|\hat{x}'_{h_i \rightarrow o_j} - \hat{\mu}_{h_i \rightarrow o_j}\|_2^2 \right) \end{aligned}$$

On the other side, the negative logarithm of alignment likelihood is defined as

$$\mathcal{P}_{\text{align}} = \sum_{v=1}^{|V|} \lambda_v \|c_v - a_v \circ b_v\|_2^2$$

where $\lambda_{v \in [1, V]}$ are a hyperparameters, $\{(a_v, b_v, c_v)\}_{v=1}^{|V|}$ is the set consisting of all triplets $(\hat{x}'_{\mathbf{b}_1}, \hat{x}'_{\mathbf{b}_2}, \hat{x}'_{\mathbf{b}_2 \rightarrow \mathbf{b}_1})$, where c_v can be computed by a_v and b_v through combination operation or relative operation. For example, if $a_v = \hat{x}'_{o_1}$ and $b_v = \hat{x}'_{o_2}$, then $c_v = \hat{x}'_{o_2 \rightarrow o_1}$, and $a_v \circ b_v = \text{rel}(\hat{x}'_{o_1}, \hat{x}'_{o_2})$. If $a_v = \hat{x}'_{o_1}$ and $b_v = \hat{x}'_{h_1 \rightarrow o_1}$, then $c_v = \hat{x}'_{h_1}$, and $a_v \circ b_v = \text{comb}(\hat{x}'_{o_1}, \hat{x}'_{h_1 \rightarrow o_1})$. The alignment likelihoods encompass the likelihoods of all binary computational relationships. Note that the alignment negative log-likelihood here is different from alignment loss $\mathcal{L}_{\text{align}}$ in the main text, which only considers relative operations rel , without combination operations comb . The intrinsic mathematical meaning of one item $\lambda_v \|c_v - a_v \circ b_v\|_2^2$ is similar to the above derivations of $\mathcal{L}_{\text{align}}$, where we let c_v follow a Gaussian distribution with a mean of $\hat{\mu} = a_v \circ b_v$ and a variance of $\sigma^2 = \frac{1}{2\lambda_v}$.

Now consider fixing some $c_v = \hat{x}''$ (This is the motion of one single body, which is different from \hat{x} and \hat{x}' , the representation comprising of all individual/relative motions). It might be computed by K pairs of (a_k, b_k) . Take $\hat{x}'' = \hat{x}'_{o_1}$ as an example. Here $K = m - 1$, and $(a_1, b_1) = (\hat{x}'_{o_2}, \hat{x}'_{o_1 \rightarrow o_2})$, $(a_2, b_2) = (\hat{x}'_{o_3}, \hat{x}'_{o_1 \rightarrow o_3})$, \dots , $(a_{m-1}, b_{m-1}) = (\hat{x}'_{o_m}, \hat{x}'_{o_1 \rightarrow o_m})$. We need to simultaneously make \hat{x}'' as close as possible to the corresponding part $\hat{\mu}'' = \hat{\mu}_{o_1}$ in $\hat{\mu}$ predicted by the diffusion model, while ensuring that \hat{x}'' aligns with each predicted pair (a_k, b_k) . Add these terms together, maximizing total likelihood (the combination of data sample likelihood and alignment likelihoods) is equivalent to minimizing

$$\mathcal{P}_{\hat{x}''} = \frac{1}{2\sigma^2} \|\hat{x}'' - \hat{\mu}''\|_2^2 + \sum_{k=1}^K \lambda_k \|\hat{x}'' - a_k \circ b_k\|_2^2$$

A problem here is that $\hat{\mu}$ is predicted by the model based on the result of step t , but $(a_1, b_1), \dots, (a_K, b_K)$ all belong to step $(t - 1)$ along with \hat{x}' . Here, we make an assumption that \hat{x}_t and \hat{x}_{t-1} are close, so that we can take $(a_1, b_1), (a_2, b_2), \dots, (a_K, b_K)$ from $\hat{x}_t = \hat{x}$.

Denote $\hat{\mu}''$ as f_0 , and $a_1 \circ b_1, a_2 \circ b_2, \dots, a_K \circ b_K$ as f_1, f_2, \dots, f_K . Here f_0, f_1, \dots, f_K are all deterministic values calculated from some certain parts of \hat{x}_t . Also let

$\lambda_0 = \frac{1}{2\sigma^2}$, then

$$\begin{aligned}\mathcal{P}_{\hat{x}''} &= \sum_{k=0}^K \lambda_k \|\hat{x}'' - f_k\|_2^2 \\ &= \sum_{k=0}^K \lambda_k (\hat{x}''^\top \hat{x}'' - 2f_k^\top \hat{x}'' + f_k^\top f_k) \\ &= \left(\sum_{k=0}^K \lambda_k \right) \|\hat{x}''\|_2^2 - 2 \left(\sum_{k=0}^K \lambda_k f_k \right)^\top \hat{x}'' + \sum_{k=0}^K \lambda_k \|f_k\|_2^2\end{aligned}$$

This can be viewed as the negative log-likelihood of a new Gaussian distribution $\hat{x}'' \sim \mathcal{N}(\hat{\mu}', \sigma'^2)$, where

$$\begin{aligned}\hat{\mu}' &= \sum_{k=0}^K \frac{\lambda_k}{\sum_{k=0}^K \lambda_k} f_k \\ \sigma'^2 &= \frac{1}{2 \left(\sum_{k=0}^K \lambda_k \right)}\end{aligned}$$

Finally, it's time to consider the specific body types for calculation.

1. For individual motions of rigid body $o_j (j \in [1, m])$ (Here we assume that $m > 1$, otherwise there is no need for explicit synchronization on this part), relevant pairs of (a_k, b_k) consist of $(\hat{x}_{o_{j'}}, \hat{x}_{o_j \rightarrow o_{j'}}) (j' \neq j)$. $\lambda_0 = \frac{1}{2\sigma^2}$, $\lambda_1 = \lambda_2 = \dots = \lambda_{m-1} = \frac{\bar{\lambda}}{m-1}$. Here $\bar{\lambda}$ is an empirical value, satisfying

$$\bar{\lambda} = \frac{\lambda_{\text{exp}}}{R} \sum_{r=1}^R \frac{1}{2\sigma_{t_r}^2}$$

where $1 \leq t_1 < t_2 < \dots < t_R \leq T$ are the synchronization timesteps, and $\sigma_{t_1}, \sigma_{t_2}, \dots, \sigma_{t_R}$ are the original correspondent standard variances (without synchronization). The value of hyperparameter λ_{exp} can be found in Table 17. Therefore,

$$\begin{aligned}\hat{\mu}'_{o_j} &= \frac{1}{\frac{1}{2\sigma^2} + \bar{\lambda}} \left(\lambda_0 \hat{\mu}_{o_j} + \sum_{j' \neq j} \frac{\bar{\lambda}}{m-1} \text{comb}(\hat{x}_{o_{j'}}, \hat{x}_{o_j \rightarrow o_{j'}}) \right) \\ &= \frac{1}{1 + 2\sigma^2 \bar{\lambda}} \hat{\mu}_{o_j} + \frac{\frac{2}{m-1} \sigma^2 \bar{\lambda}}{1 + 2\sigma^2 \bar{\lambda}} \sum_{j' \neq j} \text{comb}(\hat{x}_{o_{j'}}, \hat{x}_{o_j \rightarrow o_{j'}})\end{aligned}$$

2. For individual motions of articulated skeleton $h_i (i \in [1, n])$, relevant pairs of (a_k, b_k) consist of $(\hat{x}_{o_j}, \hat{x}_{h_i \rightarrow o_j}) (j \in [1, m])$. $\lambda_0 = \frac{1}{2\sigma^2}$, $\lambda_1 = \lambda_2 = \dots =$

$\lambda_m = \frac{\bar{\lambda}}{m}$. Therefore,

$$\begin{aligned}\hat{\mu}'_{h_i} &= \frac{1}{\frac{1}{2\sigma^2} + \bar{\lambda}} \left(\lambda_0 \hat{\mu}_{h_i} + \sum_{j \in [1, m]} \frac{\bar{\lambda}}{m} \text{comb}(\hat{x}_{o_j}, \hat{x}_{h_i \rightarrow o_j}) \right) \\ &= \frac{1}{1 + 2\sigma^2 \bar{\lambda}} \hat{\mu}_{o_j} + \frac{\frac{2}{m} \sigma^2 \bar{\lambda}}{1 + 2\sigma^2 \bar{\lambda}} \sum_{j \in [1, m]} \text{comb}(\hat{x}_{o_j}, \hat{x}_{h_i \rightarrow o_j})\end{aligned}$$

3. For relative motions, there is only one relevant pair of (a_k, b_k) , where a_k and b_k are both individual motions, which can obtain the relative motion through relative composition. Here $\lambda_0 = \frac{1}{2\sigma^2}$, $\lambda_1 = \bar{\lambda}$. Therefore,

$$\begin{aligned}\hat{\mu}'_{o_j \rightarrow o_{j'}} &= \frac{1}{\frac{1}{2\sigma^2} + \bar{\lambda}} \left(\lambda_0 \hat{\mu}_{o_j \rightarrow o_{j'}} + \lambda_1 \text{rel}(\hat{x}_{o_{j'}}, \hat{x}_{o_j}) \right) \\ &= \frac{1}{1 + 2\sigma^2 \bar{\lambda}} \hat{\mu}_{o_j \rightarrow o_{j'}} + \frac{2\sigma^2 \bar{\lambda}}{1 + 2\sigma^2 \bar{\lambda}} \text{rel}(\hat{x}_{o_{j'}}, \hat{x}_{o_j}) \\ \hat{\mu}'_{h_i \rightarrow o_j} &= \frac{1}{\frac{1}{2\sigma^2} + \bar{\lambda}} \left(\lambda_0 \hat{\mu}_{h_i \rightarrow o_j} + \lambda_1 \text{rel}(\hat{x}_{o_j}, \hat{x}_{h_i}) \right) \\ &= \frac{1}{1 + 2\sigma^2 \bar{\lambda}} \hat{\mu}_{h_i \rightarrow o_j} + \frac{2\sigma^2 \bar{\lambda}}{1 + 2\sigma^2 \bar{\lambda}} \text{rel}(\hat{x}_{o_j}, \hat{x}_{h_i})\end{aligned}$$

For the derivation of \hat{x}' , we only need to add noise $\sigma' \epsilon (\epsilon \sim \mathcal{N}(0, I))$ to $\hat{\mu}'$, where

$$\sigma' = \sqrt{\frac{1}{2 \left(\frac{1}{2\sigma^2} + \bar{\lambda} \right)}} = \sqrt{\frac{\sigma^2}{1 + 2\sigma^2 \bar{\lambda}}}$$

Thus, we have completed the proof. \square

A.3. Algorithm for Explicit Synchronization

To help readers better understand the process of explicit synchronization in inference, we have specially prepared Algorithm 1 here.

B. Supplementary Experiments

B.1. Determine the cutoff boundary L for Frequency Decomposition

In frequency decomposition (Section 3.3), we discard signals with frequencies higher than $\phi_L/2\pi$, where $\phi_L = L/N$, and L is the cutoff boundary. We analyzed the impact of different L on the maximum error ϵ , which is averaged on the dimension of N (number of frames) and takes the maximum across all degrees of freedom (the dimension of D_{sum}). The errors listed in Table 6 are averaged over all data samples in the datasets and are measured in **millimeters**.

Since $L = 16$ is already enough to almost perfectly reconstruct the motion sequence, to strike a balance between motion representation fidelity and filtering of too high-frequency noise in mocap datasets, in practice, we take $L = 16$.

Algorithm 1 Explicit Synchronization

```

1: procedure EXP_SYNC(cond)
2:    $\lambda \leftarrow 0, R \leftarrow 0$ 
3:   for  $t \leftarrow T$  to 1 do
4:     if  $t \bmod s = \lfloor s/2 \rfloor$  then
5:        $\lambda \leftarrow \lambda + \frac{1}{2\sigma_t^2}, R \leftarrow R + 1$ 
6:     end if
7:     end for
8:      $\bar{\lambda} \leftarrow \lambda_{\text{exp}} \cdot \frac{\lambda}{R}$ 
9:      $\hat{x}_T \sim \mathcal{N}(0, I)$ 
10:    for  $t \leftarrow T$  to 1 do
11:       $\hat{\mu} \leftarrow \text{Denoise}(\hat{x}_t)$ 
12:      if  $t \bmod s = \lfloor s/2 \rfloor$  then
13:         $\lambda_0 \leftarrow \frac{1}{1+2\sigma_t^2\bar{\lambda}}, \lambda_1 \leftarrow \frac{2\sigma_t^2\bar{\lambda}}{1+2\sigma_t^2\bar{\lambda}}$ 
14:         $\hat{x}' \leftarrow \lambda_0 \cdot \hat{\mu}$ 
15:        for  $j \leftarrow 1$  to  $m$  do
16:          if  $m = 1$  then
17:             $\hat{x}'_{o_j} \leftarrow \hat{x}'_{o_j} + \lambda_1 \cdot \hat{\mu}_{o_j}$ 
18:          else
19:            for  $j' \neq j$  do
20:               $\hat{x}'_{o_j} \leftarrow \hat{x}'_{o_j} + \frac{\lambda_1}{m-1} \cdot \text{comb}(\hat{x}_{o_{j'}}, \hat{x}_{o_j \rightarrow o_{j'}})$ 
21:               $\hat{x}'_{o_j \rightarrow o_{j'}} \leftarrow \hat{x}'_{o_j \rightarrow o_{j'}} + \lambda_1 \cdot \text{rel}(\hat{x}_{o_{j'}}, \hat{x}_{o_j})$ 
22:            end for
23:          end if
24:        end for
25:        for  $i \leftarrow 1$  to  $n$  do
26:          for  $j \leftarrow 1$  to  $m$  do
27:             $\hat{x}'_{h_i} \leftarrow \hat{x}'_{h_i} + \frac{\lambda_1}{m} \cdot \text{comb}(\hat{x}_{o_j}, \hat{x}_{h_i \rightarrow o_j})$ 
28:             $\hat{x}'_{h_i \rightarrow o_j} \leftarrow \hat{x}'_{h_i \rightarrow o_j} + \lambda_1 \cdot \text{rel}(\hat{x}_{o_j}, \hat{x}_{h_i})$ 
29:          end for
30:        end for
31:         $\sigma' \leftarrow \sqrt{\frac{\sigma_t^2}{1+2\sigma_t^2\bar{\lambda}}}$ 
32:        else
33:           $\hat{x}' \leftarrow \hat{\mu}$ 
34:           $\sigma' \leftarrow \sigma_t$ 
35:        end if
36:         $\epsilon \sim \mathcal{N}(0, I)$ 
37:         $\hat{x}' \leftarrow \hat{x}' + \sigma' \cdot \epsilon$ 
38:         $\hat{x}_{t-1} \leftarrow \hat{x}'$ 
39:      end for
40:    end procedure

```

L	TACO	CORE4D	OAKINK2	GRAB	CG-HOI
6	8.3	33.1	6.1	8.4	11.5
8	6.8	15.3	4.9	6.9	7.8
12	4.9	13.4	3.7	5.1	6.8
16	3.9	11.4	3.0	4.0	5.9
20	3.2	9.0	2.6	3.2	5.2
25	2.6	7.2	2.2	2.6	4.8

Table 6. Results for the impact of different L on maximum error.**B.2. Determine the Interval s for Explicit Synchronization**

In explicit synchronization (Section 3.6), to balance efficiency and performance, we choose a hyperparameter s ($s \ll T$), where $T = 1000$ is the total number of denoising steps, which means we only perform explicit synchronization operations every s step, $R = T/s$ times in total.

We conduct experiments on TACO Split 1 using different s , as shown in Table 7. RA refers to recognition accuracy. To reduce computational cost without affecting the semantic accuracy of synthesized motions too much, in practice, we choose $s = 50$.

s	Inference time per sample(s)	RA(%, \uparrow)
1	88.5	74.04
5	22.2	73.91
10	14.2	74.09
50	7.6	73.28
100	6.7	72.15
500	6.1	70.52
w/o exp	5.9	67.27

Table 7. Results for different s on TACO Split 1.**B.3. Check the Reconstruction Quality of High-frequency Components**

From the comparison between **Ours** and “w/o decompose” in the main text and supplementary videos, we can clearly see that if high-frequency components are not explicitly modeled, the motion trajectory tends to miss subtle high-frequency details, which are crucial for the accuracy of motion semantics. For example, the spatula merely contacts and gets stuck on the plate instead of moving back and forth to complete the *scrape off* motion; similarly, when a person walks, his/her legs fail to alternate properly and instead slide forward like “ice skating”.

However, frequency decomposition consists of 1) the filter of too high-frequency noise, and 2) the explicit frequency domain representation (x_F) of high-frequency components with semantics (x_{ac}), where the former is relatively

trivial. We need to decouple the contributions of them in further ablation studies. Additionally, a noteworthy phenomenon is that, compared to the baselines, our method exhibits less jitter (See videos of CORE4D/OAKINK2/GRAB “comparison to baselines”), which could be attributed to either the filter of too high-frequency noise or the two synchronization mechanisms. It is essential to investigate the core source of this effect.

Identifying the source of less jitter is relatively straightforward. It is noted that the motion trajectories for training in the “w/o decompose” scenario includes those too high-frequency noise (See Section C.4). However, as observed in the “w/o decompose” videos of TACO, there is almost no large-scale jitter in the synthesized motions, with the only issue being the absence of high-frequency interactions between objects. This is because, in the “w/o decompose” experiments, both synchronization mechanisms are effective, ensuring that the generated motions are sufficiently aligned and thus reducing jitter. Conversely, in the OAKINK2 ablation studies of synchronization, whether it’s “w/o align loss” or “w/o exp sync,” the use of frequency decomposition also removes too high-frequency noise, yet it still results in greater jitter compared to the complete SyncDiff (Ours). This sufficiently demonstrates that the contribution to less jitter is primarily due to the synchronization mechanisms, rather than the filter of too high-frequency noise. A more straightforward method of verification is to observe that the errors in Table 6 caused by the filter of too high-frequency noise are almost negligible compared to the scales of the motions, indicating that this operation theoretically has minimal impact on the model’s performance.

To decouple the effects of the frequency-domain based representation and the filter of too high-frequency noise from a more strict aspect, we conduct the following experiments. Besides “w/o decompose”, we add “**simply filter**”, which replaces x_t in “w/o decompose” with $x_{t,dc} + x_{t,ac}$, simulating the effect of filtering too high-frequency noise. “**Only dc**” replaces x_t with $x_{t,dc}$, simulating the effect of using no high-frequency signals (including those with semantics).

Experiment 1: On the four test splits of TACO, we only add noise for no larger than 200 steps (where the full train pipeline needs 1000 steps), and examine the reconstruction ability of different methods. For any predicted motion trajectory \hat{x} , we decompose it as described in Section 3.3, to obtain the high-frequency component \hat{x}_{ac} . We then examine the discrepancy between \hat{x}_{ac} and the ground truth x_{ac} . The experimental results on the four splits of TACO are shown in Table 8, proving that explicitly representing high-frequency signals with semantics in the frequency domain indeed improves the effect of reconstruction.

Experiment 2: We test the semantic quality of synthesized motions on the four test splits of TACO. The exper-

Method	Error (cm, ↓)			
	Test1	Test2	Test3	Test4
MACS [73]	2.43	2.37	3.11	2.74
DiffH ₂ O [13]	1.74	2.08	3.12	3.31
SyncDiff (Ours)	1.99	1.63	2.24	2.25
w/o decomp	2.68	3.28	4.12	3.72
simply filter	3.23	3.28	3.64	3.77
only dc	5.42	4.87	6.17	5.89

Table 8. Reconstruction of high-frequency components on TACO [48] dataset. The best in each column is highlighted in bold.

Method	FID (↓)				RA (% , ↓)			
	Test1	Test2	Test3	Test4	Test1	Test2	Test3	Test4
MACS [73]	10.56	23.24	32.18	42.37	58.40	53.08	33.00	19.02
DiffH ₂ O [13]	4.34	17.04	24.92	39.20	61.40	56.70	43.67	28.15
SyncDiff (Ours)	2.70	2.68	22.96	30.23	73.28	85.92	46.90	40.12
w/o decomp	6.44	21.21	28.67	49.58	56.60	51.85	40.02	22.18
simply filter	7.87	20.38	29.35	37.69	54.71	53.08	39.66	22.34
only dc	42.83	54.62	88.47	85.02	30.26	31.44	25.86	19.74

Table 9. Semantic quality of ablation studies on TACO [48] dataset. The best in each column is highlighted in bold.

imental setting is the same as Table 1 in the main text. Results are shown in Table 9. We can clearly see that frequency decomposition enhances the semantic quality of the synthesized motion, and this can not be achieved by merely removing too high-frequency noise.

C. Eliminated Details in the Main Text

C.1. Formulas for rel and comb

In Section 3.5, 3.6, for two distinct bodies **a** and **b**, we define $\text{rel}(x_a, x_b)$ as **b**’s motion relative to **a**, and let $\text{comb}(x_a, x_{b \rightarrow a})$ utilize the individual motion of **a** and relative motion between **b** and **a** to compute **b**’s motion. The detailed expressions are shown below:

If **a** = o_{j_1} and **b** = o_{j_2} are two rigid objects, whose motions are $x_{o_{j_1}} = [\mathbf{t}_{o_{j_1}}, \mathbf{q}_{o_{j_1}}]$ and $x_{o_{j_2}} = [\mathbf{t}_{o_{j_2}}, \mathbf{q}_{o_{j_2}}]$, denote $x_{o_{j_2} \rightarrow o_{j_1}} = [\mathbf{t}_{o_{j_2} \rightarrow o_{j_1}}, \mathbf{q}_{o_{j_2} \rightarrow o_{j_1}}]$, then

$$\text{rel}(x_{o_{j_1}}, x_{o_{j_2}}) = \left[\mathbf{q}_{o_{j_1}}^{-1} (\mathbf{t}_{o_{j_2}} - \mathbf{t}_{o_{j_1}}), \mathbf{q}_{o_{j_1}}^{-1} \mathbf{q}_{o_{j_2}} \right], \quad (18)$$

$$\text{comb}(x_{o_{j_1}}, x_{o_{j_2} \rightarrow o_{j_1}}) = [\mathbf{q}_{o_{j_1}} \mathbf{t}_{o_{j_2} \rightarrow o_{j_1}} + \mathbf{t}_{o_{j_1}}, \mathbf{q}_{o_{j_1}} \mathbf{q}_{o_{j_2} \rightarrow o_{j_1}}]. \quad (19)$$

If **a** = o_j is rigid object, and **b** = h_i is an articulated skeleton, let $x_{o_j} = [\mathbf{t}_j, \mathbf{q}_j]$, and denote the motion for one of the joints in x_{h_i} as \mathbf{p}_{h_i} , the motion for one of the joints in $x_{h_i \rightarrow o_j}$ as $\mathbf{p}_{h_i \rightarrow o_j}$. We have

$$\text{rel}(x_{o_j}, \mathbf{p}_{h_i}) = \mathbf{q}_{j_1}^{-1} (\mathbf{p}_{h_i} - \mathbf{t}_{j_1}), \quad (20)$$

$$\text{comb}(x_{o_j}, \mathbf{p}_{h_i \rightarrow o_j}) = \mathbf{q}_{o_j} \mathbf{p}_{h_i \rightarrow o_j} + \mathbf{t}_{o_j}. \quad (21)$$

Note that \mathbf{a} must be a rigid object, in order to define a coordinate system based on its transformation matrix. More details can be found in the second question of Section E.1. Also, $\text{rel}(\hat{x}_{\mathbf{a}}, \hat{x}_{\mathbf{b}})$ is different from $\hat{x}_{\mathbf{b} \rightarrow \mathbf{a}}$. The former is calculated based on the predicted motion of \mathbf{a} and \mathbf{b} , which should approach $\hat{x}_{\mathbf{b} \rightarrow \mathbf{a}}$ in order to foster synchronization. The latter is directly predicted by the diffusion model, which should fit the distribution of ground-truth $x_{\mathbf{b} \rightarrow \mathbf{a}}$, in order to increase data fidelity. Similar arguments hold for comb.

C.2. Post Process: Mesh Reconstruction

For tasks such as robot learning, the joint information for articulated skeletons (hands/humans) is already sufficient. Post processing methods like Reinforcement Learning (RL) or Imitation Learning (IL) can further guide the model to generate physically realistic data with the help of physics-based simulations. Therefore, in such scenarios, we can direct use $\hat{x}_{h_i \in [1, n]}$ as predicted results. However, for tasks like animation production or VR/AR, it is necessary to reconstruct the full meshes. In this section, we introduce how to reconstruct MANO hand mesh or SMPL-X human body mesh of natural shape from the predicted joint positions $\mathbb{R}^{N \times D \times 3}$, where N and D are the number of frames and joints.

MANO Hand Mesh Reconstruction. For one single hand, suppose the predicted joint positions are $\hat{x} \in \mathbb{R}^{N \times 21 \times 3}$. We start with tunable MANO [68] parameters for joint pose $\theta \in \mathbb{R}^{N \times 45}$, global orientation $R \in \mathbb{R}^{N \times 3}$ and translation $l \in \mathbb{R}^{N \times 3}$, which are all set to zero tensors initially. We freeze hand shape $\beta \in \mathbb{R}^{10}$. During the optimizing process, let the current calculated joint positions be $K \in \mathbb{R}^{N \times 21 \times 3}$ based on θ , R , and l . We want to minimize

$$\mathcal{L}_{\text{MANO}} = \lambda_{\text{pos}} \mathcal{L}_{\text{pos}} + \lambda_{\text{angle}} \mathcal{L}_{\text{angle}} + \lambda_{\text{vel}} \mathcal{L}_{\text{vel}}$$

Here

$$\mathcal{L}_{\text{pos}} = \sum_{t=1}^N \sum_{i=1}^{21} \|\hat{x}_{t,i} - K_{t,i}\|_2^2$$

which minimizes the difference between joint positions K from MANO calculation and our predicted results \hat{x} .

$$\mathcal{L}_{\text{angle}} = \sum_{t=1}^N \sum_{i=1}^{45} [\max(\theta_{t,i} - u_i, 0) + \max(d_i - \theta_{t,i}, 0)]$$

where (d_i, u_i) is the permitted rotation range for the i -th degree of freedom. This loss item ensures that the rotation angle of each joint remains within permissible limits, preventing unreasonable distortions.

$$\mathcal{L}_{\text{vel}} = \sum_{t=1}^{N-1} \|l_t - l_{t+1}\|_2^2$$

which keeps the positions at adjacent timesteps close to ensure a smooth trajectory without abrupt changes.

SMPL-X Human Body Mesh Reconstruction. Similar to MANO in hand pose representation, for human body pose representation, we also have SMPL-X [57] representation. It is composed of a set of parameters $(\theta, R, l, \theta_{\text{left}}, \theta_{\text{right}})$, where the body pose $\theta \in \mathbb{R}^{N \times 21 \times 3}$ represents the 21 joint orientations(except root), $R, l \in \mathbb{R}^{N \times 3}$ are global orientation and translation, and $\theta_{\text{left}}, \theta_{\text{right}} \in \mathbb{R}^{N \times 12}$ are compressed representations of two hands. Human shape parameters $\beta \in \mathbb{R}^{10}$ are given, while $\hat{x} \in \mathbb{R}^{N \times 22 \times 3}$ denotes the joint positions we predict.

Due to the flexibility of human body poses, to reconstruct the human body mesh, we not only need joint positions but also joint orientations. Therefore, we need to introduce additional $N \times 21 \times 3$ degrees of freedom to every $x_{h_i} (i \in [1, n])$, representing the predicted human body pose $\hat{\theta}$ under SMPL-X. These degrees of freedom are also predicted by the diffusion model, but they only participate in the decomposition process and do not get involved in our two synchronization mechanisms.

Similar to hand mesh reconstruction, we start with tunable SMPL-X parameters $R, l, \theta_{\text{left}}, \theta_{\text{right}}$, which are all set to zero tensors. We freeze hand shape $\beta \in \mathbb{R}^{10}$ and $\theta = \hat{\theta}$. During the optimizing process, let the current calculated joint positions be $K \in \mathbb{R}^{T \times 22 \times 3}$ based on $R, l, \theta_{\text{left}}, \theta_{\text{right}}$. We want to minimize

$$\mathcal{L}_{\text{SMPL-X}} = \lambda_{\text{pos}} \mathcal{L}_{\text{pos}} + \lambda_{\text{vel}} \mathcal{L}_{\text{vel}}$$

Here

$$\mathcal{L}_{\text{pos}} = \sum_{t=1}^T \sum_{i=1}^{22} \|\hat{x}_{t,i} - K_{t,i}\|_2^2$$

which minimizes the difference between joint positions from SMPL-X calculation and our predicted results.

$$\mathcal{L}_{\text{vel}} = \sum_{t=1}^{T-1} \|l_t - l_{t+1}\|_2^2$$

which keeps the trajectory smooth.

The hyperparameters involved in the mesh reconstruction process can be found in Table 10 and 11.

Parameter	TACO	OAKINK2	GRAB
Optimizer	AdamW, lr = 0.01		
Epoch	5k	8k	5k
λ_{pos}	1	1	1
λ_{angle}	0.2	0.2	0.05
λ_{vel}	0.03	0.03	0.02

Table 10. Hyperparameters for MANO hand mesh reconstruction.

Parameter	CORE4D	BEHAVE
Optimizer	AdamW, lr = 0.001	
Epoch	5k	2k
λ_{pos}	3	1
λ_{vel}	0.1	0.1

Table 11. Hyperparameters for SMPL-X human body mesh reconstruction.

C.3. A Brief Introduction to BPS Algorithm

As is discussed in the main text, we use the Basis Point Set (BPS) [59] algorithm to encode the geometric features of rigid bodies. Compared to pretrained models like PointNet [60] and PointNet++ [61], BPS is more lightweight and compact. It does not rely on any data-driven methods and places greater emphasis on object surface features, which is crucial in our relative motion synthesis.

Its working principle is as follows: First, a large enough sphere is chosen such that when its center coincides with any object’s centroid, it can fully contain the object. In practice, we choose radius $r = 1\text{m}$. Then, 1024 points are randomly sampled from the sphere’s volume. BPS representation is computed by calculating the difference from each sampled point to the nearest point on the object’s surface. This results in a vector of size $\mathbb{R}^{1024 \times 3}$.

C.4. Details for Ablation Studies

In our experiments in Section 4, there are three categories of ablation studies: “w/o decompose”, “w/o $\mathcal{L}_{\text{align}}$ ”, and “w/o exp sync”.

“w/o decompose” means that we direct concatenate the condition vector with x_t , which substitute the position of $x_{t,\text{dc}}$ in the pipeline figure, and eliminate the branch of x_F or x_{ac} . Note that $x_t \neq x_{t,\text{dc}} + x_{t,\text{ac}}$, as x_t includes the components with frequencies higher than $\phi_L/2\pi$, where $\phi_L = L/N$, and L is the cutoff boundary.

“w/o $\mathcal{L}_{\text{align}}$ ” means that we eliminate the term $\lambda_{\text{align}}\mathcal{L}_{\text{align}}$ in total loss.

“w/o exp sync” means that we perform normal denoising steps every time, without explicit synchronization steps. This can be equivalently interpreted as $s = +\infty$.

C.5. Pseudocode for CSR, CRR, and CSIoU

In this section, we will provide a detailed description for three contact-based metrics: CSR, CSIoU, and CRR.

First, we define two types of contact: surface contact and root contact. Here o is one single object mesh sequence of size $\mathbb{R}^{N \times M \times 3}$, where M is the number of vertices on its mesh. h is hand mesh sequence of size $\mathbb{R}^{N \times 778 \times 3}$ in Contact.Surface, while it denotes trajectories of root joints of two hands of size $\mathbb{R}^{N \times 2 \times 3}$ in Contact.Root, as shown in Algorithm 2.

Algorithm 2 Contact Definitions

```

1: procedure CONTACT_SURFACE( $o, h$ )
2:    $\mathbf{c} \leftarrow \mathbf{0}$ 
3:   for  $t \leftarrow 1$  to  $T$  do
4:      $d \leftarrow \min_{v_1 \in [1, M], v_2 \in [1, 778]} \|o_{t, v_1} - h_{t, v_2}\|_2$ 
5:     if  $d \leq 5\text{mm}$  then
6:        $\mathbf{c}_t \leftarrow 1$ 
7:     end if
8:   end for
9:   return  $\mathbf{c}$ 
10: end procedure
11: procedure CONTACT_ROOT( $o, h$ )
12:    $\mathbf{c} \leftarrow \mathbf{0}$ 
13:   for  $t \leftarrow 1$  to  $T$  do
14:      $d_1 \leftarrow \min_{v \in [1, M]} \|o_{t, v} - h_{t, 1}\|_2$ 
15:      $d_2 \leftarrow \min_{v \in [1, M]} \|o_{t, v} - h_{t, 2}\|_2$ 
16:     if  $\max(d_1, d_2) \leq 3\text{cm}$  then
17:        $\mathbf{c}_t \leftarrow 1$ 
18:     end if
19:   end for
20:   return  $\mathbf{c}$ 
21: end procedure

```

Based on these contact definitions, it comes to the calculation of the three metrics. Here o is the object mesh sequence list of length m , and h is the hand mesh sequence or human hand root joint sequence list of length n . o' and h' are corresponding ground-truth versions. The calculation is shown in Algorithm 3.

D. Important Statistics

D.1. Dataset Statistics

The sizes of each dataset split are shown in Table 12.

Dataset	Statistics
TACO	train:test1:test2:test3:test4 =1035:238:260:403:610
CORE4D	train:test1:test2=483:197:195
OAKINK2	train:val:test=1884:167:723
GRAB	train:val:test=992:198:144 (Unseen Subject) train:test=1126:208 (Unseen Object)
BEHAVE	train:test=231:90

Table 12. Dataset statistics.

D.2. Hyperparameters in Model Architecture

Action/object Label Feature Extraction Branch. Action/object label features are first encoded by pretrained CLIP [64], and then pass through a 2-layer MLP. Specific parameters are shown in Table 13.

Algorithm 3 Metric Calculation

```

1: procedure CSR( $o, h$ )
2:   CSR  $\leftarrow 0$ 
3:   for  $i \leftarrow 1$  to  $n$  do
4:      $\mathbf{c} \leftarrow \mathbf{0}$ 
5:     for  $j \leftarrow 1$  to  $m$  do
6:        $\mathbf{c} \leftarrow \mathbf{c} \vee \text{Contact\_Surface}(o_j, h_i)$ 
7:     end for
8:     CSR  $\leftarrow \text{CSR} + \frac{1}{T} \sum_{t=1}^T \mathbf{c}_t$ 
9:   end for
10:  return CSR/ $n$ 
11: end procedure
12: procedure CSIoU( $o, h, o', h'$ )
13:  CSIoU  $\leftarrow 0$ 
14:  for  $i \leftarrow 1$  to  $n$  do
15:     $\mathbf{c1} \leftarrow \mathbf{0}, \mathbf{c2} \leftarrow \mathbf{0}$ 
16:    for  $j \leftarrow 1$  to  $m$  do
17:       $\mathbf{c1} \leftarrow \mathbf{c1} \vee \text{Contact\_Surface}(o_j, h_i)$ 
18:       $\mathbf{c2} \leftarrow \mathbf{c2} \vee \text{Contact\_Surface}(o'_j, h'_i)$ 
19:    end for
20:    CSIoU  $\leftarrow \text{CSIoU} + \text{IoU}(\mathbf{c1}, \mathbf{c2})$ 
21:  end for
22:  return CSIoU/ $n$ 
23: end procedure
24: procedure CRR( $o, h$ )
25:  CRR  $\leftarrow 0$ 
26:  for  $i \leftarrow 1$  to  $n$  do
27:     $\mathbf{c} \leftarrow \mathbf{0}$ 
28:    for  $j \leftarrow 1$  to  $m$  do
29:       $\mathbf{c} \leftarrow \mathbf{c} \vee \text{Contact\_Root}(o_j, h_i)$ 
30:    end for
31:    CRR  $\leftarrow \text{CRR} + \frac{1}{T} \sum_{t=1}^T \mathbf{c}_t$ 
32:  end for
33:  return CRR/ $n$ 
34: end procedure

```

Component	Description
CLIP Type	ViT-B/32
Raw Feature Space Dimension	512
MLP Architecture	Linear(512, 512) ReLU() Linear(512, 128)

Table 13. Hyperparameters in label feature extraction branch.

Object Geometry Feature Extraction Branch. Object geometry features are first encoded by pretrained BPS [59], and then pass through a 2-layer MLP. Specific parameters are shown in Table 14.

Noise Timestep Embedding Module. Detailed archi-

Component	Description
Raw Feature Space Dimension	1024×3
MLP Architecture	Linear($1024 \times 3, 512$) ReLU() Linear(512, 128)

Table 14. Hyperparameters in rigid body geometry feature extraction branch.

tecture is shown in Table 15.

Component	Description
Timestep Embedder	SinusoidalPosEmbedding(64) Linear(64, 256) GeLU() Linear(256, 1024)

Table 15. Hyperparameters in noise timestep embedding.

Transformer Encoder-Decoder. Concatenate action label features, object label features (for m rigid objects), object geometry features (for m rigid objects), and the shape parameters β of n articulated skeletons to form a condition vector, whose shape is $\mathbb{R}^{128 \times (2m+1) + 10n}$, as is mentioned in Section 3.4. After replicating and concatenating with padding mask, x_{dc} and x_F , the dimension becomes $\mathbb{R}^{N \times (128(2m+1) + 10n + 7m + 3Dn + 7m(m-1) + 3Dmn + 1)} = \mathbb{R}^{N \times (128(2m+1) + 10n + D_{\text{sum}} + 1)} = \mathbb{R}^{N \times C}$. The architecture of the transformer encoder-decoder is shown in Table 16.

Component	Description
Encoder	Conv1D($C, 512$)
Latent Transformer	4-layer, 8-head, 1024-dim
Decoder	Linear(512, D_{sum})

Table 16. Hyperparameters in the transformer encoder-decoder.

Note that after x_{dc} and x_F (concatenating with the condition vector) passes through the encoder, their shapes becomes $N \times 512$. Concatenating them together results in a latent vector of shape $N \times 1024$, which can be affiliated by the noise embedding, whose dimension is 1024.

D.3. Training and Inference Hyperparameters

Other important hyperparameters for training and inference process are shown in Table 17.

D.4. Time and Space Cost, Hardware Configurations

We conduct experiments on NVIDIA A40. All operations can be performed on a single GPU.

Parameter	TACO	CORE4D	OAKINK2	GRAB	BEHAVE
Batch Size	32				
Optimizer	Adam, lr = 0.0001, ema_decay = 0.995				
Epoch	250k	140k	280k	100k	100k
λ_{DC}	1	1	1	1	1
λ_{AC}	2.5	0.8	0.8	0.3	0.8
λ_{norm}	0.1	0.1	0.1	0.1	0.1
λ_{align}	0.3	0.3	0.3	0.15	0.15
λ_{exp}	0.3	0.3	0.3	0.3	0.3
Diffusion	$\alpha \in [0.0001, 0.01]$, Uniform				

Table 17. Hyperparameters for training and inference process in SyncDiff.

Time and Space Cost for Training and Inference. The training time, average inference time per sample, and GPU memory usage during training are detailed in Table 18.

Cost	TACO	CORE4D	OAKINK2	GRAB	BEHAVE
Training	20.7h	9.5h	40.1h	7.9h	3.7h
Inference	7.7s	6.5s	7.3s	6.6s	4.2s
Memory	6.11G	5.07G	8.59G	4.93G	3.67G

Table 18. Time and space costs for training and inference process in SyncDiff on different datasets.

Time and Space Cost for Mesh Reconstruction. Time and space cost of performing mesh reconstruction for a motion sequence of $N = 200$ frames are shown in Table 19.

Cost	TACO	CORE4D	OAKINK2	GRAB	BEHAVE
Time	130s	144s	206s	130s	74s
Memory	492M	826M	492M	492M	430M

Table 19. Time and space costs for mesh reconstruction in SyncDiff on different datasets.

Although the mesh reconstruction operation seems to take much more time than the inference process, due to parallelized calculation, the amortized time complexity is relatively low. In addition, the mesh reconstruction process is also optional, since in tasks like robot planning, only joint positions are enough.

E. Limitations and Discussions

E.1. Current Limitations and Potential Solutions

Some current limitations of SyncDiff and their potential solutions are as follows:

1. Lack of Articulation-Aware Modeling. Our method models articulated objects (such as those in OAKINK2 [108]) as part-wise rigid body individuals directly and coordinates their motions without leveraging their intrinsic articulations. Integrating these articulations into multi-body likelihood modeling could be an interesting future direction. The potential solution may be unify

them with the articulated skeletons (hands/humans), and treat their intrinsic articulations as conditions.

2. High-cost of Explicit Synchronization Step. As body number increases, the time consumption for the calculation of alignment loss and explicit synchronization step grows quadratically. Note that for multi-body HOI synthesis, not all pairwise relationships are necessary. A possible solution is to use human priors or another algorithm to filter out the relationships that truly require synchronization, and perform synchronization only across them.

3. Lack of Physically Accurate Guarantees. Unlike methods that utilize true physical simulations, our approach cannot guarantee physical truthfulness. In many cases, minor errors can be observed in the supplementary videos, but these small discrepancies may be sufficient to cause visible failures in real tasks. In robot manipulation tasks, we prefer to treat SyncDiff as a robot planning method that requires downstream integration with physically accurate optimization (RL/IL) to ensure practical usability in real-world applications.

4. Limitations in Pure Multi-human Interaction Synthesis. Since the relative representations need to be generated in the coordinate systems of rigid bodies, whose motions can be represented by translations and rotations, our method may not be directly adapted for pure multi-human interaction synthesis. To address this limitation, more complex relative representations is required. A potential solution is use representations similar to MANO [68], representing the motions of an articulated skeleton as the transformation matrix and local relative positions of its joints. Although this approach sacrifices the homogeneity of the articulated skeleton motion representation, it allows for a more convenient computation of the relative representation between two skeletons. This idea is manifested in a bunch of multi-human interaction synthesis works like ComMDM [71] and InterGen [44].

E.2. Discussions and Some Extensions

This section aims to illustrate some points where readers may have questions or misconceptions. For scenarios where SyncDiff can be extended, we will also offer intuitive methods for expansion.

1. Does SyncDiff lose the flexibility of “one model for all datasets”?

Due to the scarcity of mocap datasets, as well as the need to adopt models into multiple scenarios, sometimes it is necessary to merge data from multiple datasets for training. However, due to the fixed number of parameters, a trained model of a specific size can only handle a pair of (number of rigid objects, number of articulated skeletons). For instance, the data from TACO can only be merged with the 2-hand 2-object samples in OAKINK2 for training, but not directly with GRAB.

Our response is divided into three aspects.

First, the extension from a unified framework to “one model for all datasets” is basically trivial, only increasing some computational load. It is noted that any graphical model is a subgraph of a sufficiently large complete graph. By using masks to cover the individual bodies that do not need to be synthesized and the relative relations that do not need to be adopted, this can be achieved. Such an idea is also reflected in [72].

Second, existing sota methods can only train for specific (number of rigid objects, number of articulated skeletons), and even require the type of articulated skeleton to be given (for example, the carefully designed grasp guidance in DiffH2O is almost ineffective when applied to the human-object interaction dataset CORE4D; the cross-attention between bodies and contact maps in CG-HOI is too coarse-grained for dexterous hand-object interaction). Our method, as a unified framework, significantly reduces the cost of manually trying different pipelines and designing different guidance/representations for different settings, which is a giant leap forward.

Third, even if our method is treated as a single-track method for every specific configuration, it surpasses many sota methods in the corresponding tracks. As body number increases, motion semantics become more complex, especially between multiple rigid objects. For example, the object trajectories in the GRAB/BEHAVE dataset mainly consist of basic units like picking up, putting down, and lateral movements. However, in TACO, there may be actions such as rubbing back and forth, tapping, and pouring between two items. If OAKINK2 involves modeling the rigid parts of articulated objects, it also needs to ensure coordination between these different parts, such as a test tube passing precisely between the two halves of a test tube holder. As the first work to adopt synchronization and frequency decomposition to model complex motions, we have also significantly outperformed existing state-of-the-art methods in settings with a larger number of bodies.

2. Why doesn't SyncDiff use the 6 DoF rotation representation that is widely employed in the recent motion synthesis methods?

To represent rotation $R \in SO(3)$ of an object, the 6 DoF representation proposed in [126] concatenates the first two columns of the 3×3 rotation matrix into a 6-dimensional vector r as the representation. After the model generates the predicted result \hat{r} , it is split into two column vectors, normalized, and subjected to Gram-Schmidt orthogonalization, and then completed into the rotation matrix \hat{R} in $SO(3)$.

In our method, since the relative representations need to be solved frequently, if we use such 6 DoF representation, it is necessary to complete them into matrices for operations such as inversion and composition, which significantly increases computational cost. By contrast, quaternions are

more convenient for normalization and calculation.

3. Is the explicit synchronization during inference in SyncDiff inspired by the guidance strategy in Guided Motion Diffusion (GMD) [37]?

As is stated in Section 2.2, several prominent works inject external priors or constraints into synthesized results by performing linear fusions, imputations or inpaintings during the inference process of diffusion models. The term $-\nabla_{\mathbf{x}_0} G_z(P_x^z \mathbf{x})$ in GMD and the gradient of negative log-likelihood (actually equivalent to the score functions) in SyncDiff (Refer to Section A.2) both provide the direction of denoising (for both), adhering to constraints (for GMD), or synchronization (for SyncDiff).

The distinction lies in that different application scenarios have led to different concrete operations for the same idea. GMD aims to constrain the generation of high-dimensional human pose x controlled by the goal function G_z , where z is low-dimensional pelvis trajectory. Hence, it employs an inpainting/imputation strategy to project (by the projector P_x^z) and complete the sparse trajectory during inference. In contrast, in SyncDiff, “synchronization” is a concept that is difficult to quantify. Therefore, we introduce the probabilistic modeling on graphical models, and ensure that synchronization and data denoising are simultaneously established in the inference process.

4. Can the articulated skeletons in SyncDiff be other body parts besides hands and the full body?

In Section 3.1, our definition of articulated skeletons is “a set of joints whose motion can be reconstructed based on joint information and shape parameter β ”. To extend SyncDiff to HOI motion synthesis of other body parts, **two issues need to be addressed**:

1) Collect relevant high-precision mocap data. For example, if we want to perform HOI motion synthesis for feet, we need to collect high-quality data such as kicking a ball, putting on shoes, ice skating, etc.

2) Design a data representation for motion reconstruction based on joint information and shape parameter β , similar to MANO for hands or SMPL-X for human bodies.

5. Does SyncDiff's ignorance of affordance result in the item being manipulated incorrectly? For example, the cup was not picked up from the handle position?

SyncDiff does not consider affordance because the five datasets we use do not provide affordance for rigid objects at all. If the affordance needs to be considered, the relevant data with affordance map needs to be collected first, and the next potential solution may be to encode it in some way as part of the object's geometric features.

In addition, the data-driven generative model should fit the data distribution. As long as the dataset used for training ensures high-quality and correct interactions in a wide range, the model should learn to generate similar samples with correct manipulation by itself.