

“Did my figure do justice to the answer?” : Towards Multimodal Short Answer Grading with Feedback (MMSAF)

Pritam Sil, Bhaskaran Raman, Pushpak Bhattacharyya

Department of Computer Science and Engineering
Indian Institute of Technology, Bombay
Mumbai, India

{pritamsil,br,pb}@cse.iitb.ac.in

Abstract

Assessments play a vital role in a student’s learning process by providing feedback on a student’s proficiency level in a subject. While assessments often make use of short answer questions, it is often difficult to grade such questions at a large scale. Moreover, such questions often involve students drawing supporting diagrams along with their textual explanations. Such questions often promote multimodal literacy and are aligned with competency-based questions, which demand a deeper cognitive processing ability from students. However, existing literature does not deal with the automatic grading of such answers. Thus, to bridge this gap, we propose the Multimodal Short Answer Grading with Feedback (MMSAF) problem along with a dataset of 2197 data points. Additionally, we provide an automated framework for generating such datasets. Our evaluations on existing Large Language Models (LLMs) over this dataset achieved an overall accuracy of 55% on the Level of Correctness labels and 75% on Image Relevance labels. As per human experts, Pixtral was more aligned towards human judgement and values for biology and ChatGPT for physics and chemistry and achieved a score of 4 or more out of 5 in most parameters.

1 Introduction

Assessments play a vital role in a student’s learning process as they provide valuable feedback (Deeva et al., 2021), which is crucial for a student’s growth. Moreover, a corrective, motivational and informative feedback can drastically speed up a student’s learning process and help the student develop an innate curiosity to learn more.

In order to assess the student’s proficiency level, assessments use a wide variety of questions ranging from multiple choice questions (MCQs), fill-in-the-blank type questions, subjective questions and others. While it is easier to automatically grade MCQs

and fill-in-the-blank-type questions, grading subjective questions is a challenging task. Such questions involve the students writing short answers to the questions, which vary in their structure and natural language. Moreover, such questions often demand diagrams as part of their answer. Thus, subjective questions demanding both a textual answer and a diagram are effective in encouraging students to effectively integrate textual and visual information in their answers. This, in turn, promotes multimodal literacy amongst learners and facilitates deeper cognitive processing capabilities. Additionally, such questions are closely aligned with the goals of competency-based questions, which require a deeper level of proficiency in various concepts.

While it is easier for teachers to grade such answers when the student-to-teacher ratio is low, things become difficult to scale in classrooms where this ratio is quite high (Burrows et al., 2015). Hence, this leads to the question of whether we can design solutions that can ease the workload of teachers in such environments and provide effective feedback to students.

Thus, to facilitate research in this area, we propose the problem of Multimodal Short Answer Grading with Feedback (MMSAF) along with a dataset of 2197 data points. This problem deals with the scenario where the student’s answer and reference answer might contain images, and the task of a model would be to grade it along with proper feedback. The main motivation of this work is to provide effective feedback to the student on the shortcomings of their response and ways to mitigate it.

Our contributions are as follows -

1. A novel problem called MMSAF, along with a dataset of 2197 instances. (Section 3, Section 4)
2. An automated framework to generate an MM-

SAF dataset for any set of questions and reference answers. (Section 4)

3. A rubric-based approach to evaluate the quality of feedback coupled with extensive zero-shot evaluation on existing Large Language Models (LLMs). We achieved an overall accuracy of 55% on Level of Correctness labels, 75% on Image Relevance labels and 4+ scores out of 5 in different aspects of generated feedback for different subjects such as physics, chemistry and biology. (Section 5)

2 Related Work

Over the past few years, researchers from both the natural language processing (NLP) and education communities have taken a keen interest in the ASAG with feedback problem, which is a precursor to this MMSAF problem. In 2022, Filighera et al. (2022) introduced the inaugural dataset for this problem. The dataset is a bilingual short-answer feedback dataset with short answers to questions pertaining to various topics such as communication networks and others. However, the dataset only had about 2k responses, which were in English, and the dataset also lacked diversity across different engineering domains. A remedy to this problem was done by Aggarwal et al. (2024), where they introduced the EngSAF dataset, which contains about 5.8k data points from 25 different courses that span different engineering domains.

Once a reliable dataset had been built and the baselines were set, researchers moved towards developing better solutions to solve this problem. While earlier approaches heavily relied on prompt engineering, Fateen et al. (2024) introduced a RAG-based approach to solve this problem.

Li et al. (2023) introduced the Automated Explainable Student Response Assessment Framework (AERA) framework to perform rationale generation of automatically assigned scores using ChatGPT. The AERA framework was successful in generating rationales that are comparable to that of ChatGPT and achieved a Quadratic Weighted Kappa (QWK) score of 11% on their benchmark datasets. While existing research addresses the problem of ASAG with feedback, none of them addresses the scenario where the student and reference answer might contain images. There are existing benchmarks such as the SciEx benchmark (Dinh et al., 2024) where only 20% of the questions contain both text and images, but the student answers do not contain images. Thus, to deal

with such scenarios, we introduce the MMSAF problem in the next section.

3 Multimodal Short Answer Grading with Feedback (MMSAF) Problem

This paper introduces the Multimodal Short Answer Grading with Feedback (MMSAF) Problem. The problem is formulated as follows, given the Question (Q) and Reference Answer (RA), the task is to grade the Student Answer (SA) by assigning a Level of Correctness (LC), Image Relevance (IR) and a Feedback (F) which explains why LC and IR were assigned to it.

Figure 1 illustrates this problem with an example. Here, the teacher asks the student to explain how the blood flows in the heart with a diagram. Now, the student can easily explain the whole process in a single textual explanation, but when the student includes a diagram in the answer, it acts as an added value to the text. Moreover, if the student labels different parts in the diagram along with arrows denoting how the blood flows in the heart, it clearly indicates that the student has an in-depth understanding of the concept and can visualize it properly. This additionally promotes multimodal literacy and promotes a deeper level of cognitive processing among students.

Next, we further divide this problem into a classification problem of assigning the LC and IR values to the student’s answer and a single reasoning problem of providing feedback that compares the question and reference answer to the student’s answer.

3.1 Classification of Level of Correctness and Image Relevance

The problem of determining the level of correctness can be formulated as a classification problem where, given the SA and RA, the goal is to assign a level of correctness to it. Hence it is formulated as: $(Q, SA, RA) \xrightarrow{M} \{Correct, Partially Correct, Incorrect\}$, where Correct (C), Partially Correct (PC) and Incorrect (I) denote the three levels of correctness and M is the model used.

Similarly, the problem of determining the image relevance is also a classification problem where, given the Q, SA and RA, the task is to determine whether the image present in the student answer is Relevant (R) or Irrelevant (IRel)

¹Image Source for labelled diagram of heart: <https://edurev.in/t/131714/STRUCTURE-OF-HUMAN-HEART>

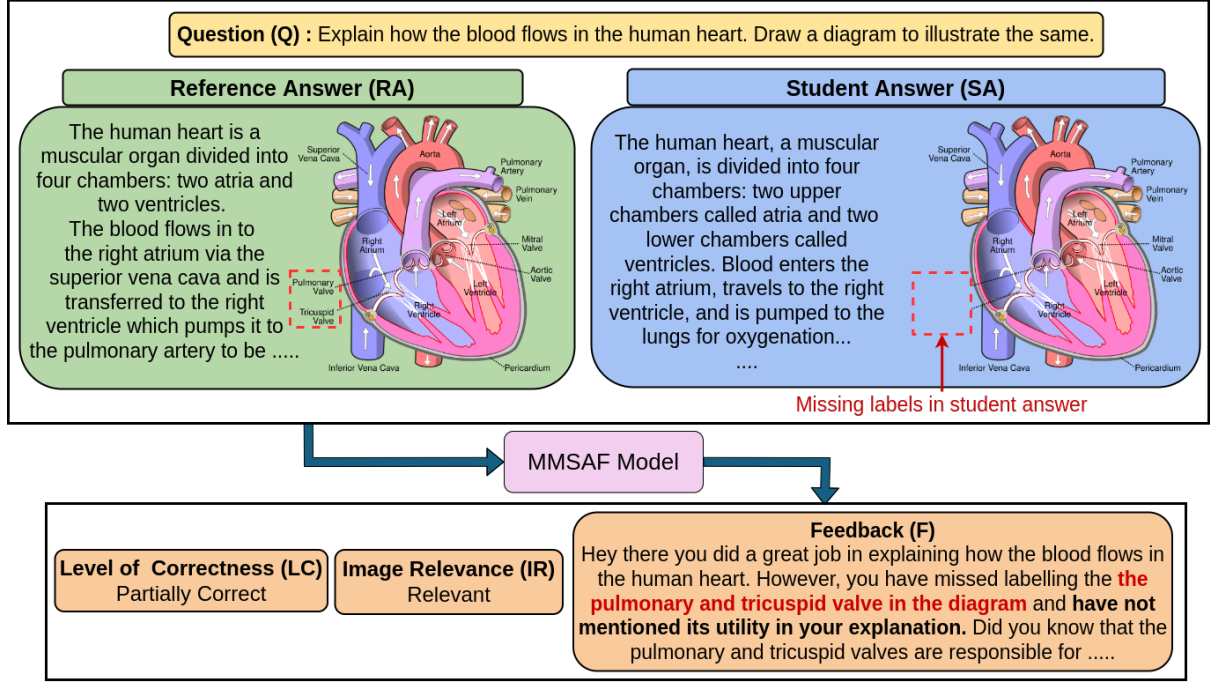


Figure 1: Multimodal Short Answer Grading with Feedback (MMSAF) Problem with an illustrative example¹

to the question and RA. It was formulated as : $(Q, SA, RA) \xrightarrow{M} \{Relevant, Irrelevant\}$, where M is the model used. This often depends on the multimodal reasoning capabilities of the model.

3.2 Feedback Generation

Next, the problem of feedback generation involves the concept of comparative reasoning. Comparative Reasoning (Yu et al., 2023) is a fundamental cognitive ability that describes the process of comparing different entities or concepts to draw certain conclusions. When it comes to the process of generating feedback, the LLM is expected to compare the SA and the RA in order to generate the feedback. This means that the LLM has to identify key concepts and entities present in the reference answer and verify whether they are present in the student’s answer. Additionally, both answers contain different modalities, which are text and images. This also implies that the LLM has to perform comparative reasoning over multiple modalities. Thus, given a model (M) the problem is formulated as : $(Q, RA, SA) \xrightarrow{M} Feedback$ and is successfully mapped to a problem of comparative reasoning. Hence, to summarize the feedback should point out the errors present in the student answers and if needed ways to mitigate them. Next, we introduce the MMSAF dataset, which will serve as a benchmark for this problem.

4 Multimodal Short Answer Grading with Feedback (MMSAF) Dataset

The Multimodal Short Answer Grading with Feedback (MMSAF) dataset is a benchmark to the MMSAF problem. It is built using a total 181 question-answer pairs taken from high school-level physics, chemistry and biology questions. The corresponding student answers to these questions were synthetically generated to obtain a total of 2197 data points in the whole dataset. Each data point in the dataset is a tuple of 5 elements namely - Question (Q), Reference Answer (RA), Student Answer (SA), Level of correctness (LC), Image Relevance (IR), Sample Feedback (F) and Rubrics for error detection in feedback (FR).

As per the MMSAF problem, the model has to generate feedback given a tuple of (Q, RA, SA). The feedback should comment on the correctness of the student’s answer as well as the image relevance of the student’s answer compared to the question and reference answer. Since the student answers are synthetically generated, we record the errors present in them as rubrics under the FR column so that the generated feedback can be evaluated based on these rubrics. Hence, the quality of feedback can be measured not only via metrics such as BLEU score (Papineni et al., 2002) or ROUGE (Lin, 2004) but also using the number of rubrics it detected.

Note that the dataset shall be released upon publication of this work. However, Figure 1 provides a sample of a (Q, RA, SA, LC, IR) tuple for one of the data points in this dataset. The corresponding FR column will contain rubrics such as “Did it detect that the pulmonary and tricuspid valves have not been labelled in the diagram?” and “Did it detect that the functions of the pulmonary and tricuspid valves have not been explained in the answer?” while F will have the following value “The answer is partially correct. The student does not label the pulmonary and tricuspid valve. The student fails to mention the utility of the pulmonary and the tricuspid valve....”.

Next, we deal with the generation of the textual and image part of the student answers first, followed by the next part, which explores assigning the correctness and relevance levels, as well as sample feedback and FR. Figure 2 provides a complete overview of the data generation framework.

4.1 Generation of Textual and Image segments of Student Answers

The first step towards generating the student answers is to extract the question and reference answer pairs (Step 1 in Figure 2). To do so, 160 such instances have been scraped from openly available high school textbooks, and the remaining 21 instances have been generated by Gemini and verified by a Subject Matter Expert (SME). The next step is to generate the student responses (Step 2 in Figure 2). Note that a single student response has both a textual part and a supporting image. Both are generated separately from the correct answer and then combined based on a correctness matrix, which will be described later in this section.

In consultation with our SMEs and based on this work by Marsh and Eliseev (2019), we determine the common mistakes made by students during examinations. Marsh and Eliseev (2019) broadly categorize them as follows -

- *Errors made with confidence* : These errors are commonly made by students where the student confidently provides an answer that is derived from a correct fact but is totally incorrect given the context or a completely made-up fact.
- *Misunderstanding* : These errors are commonly made by students when they fail to understand a question or concept and answer the question incorrectly. Some such scenarios include cases where the student mixes up

closely related facts or if the student makes up an explanation to fill the gaps for a partly understood concept.

- *Conceptual Change* : These errors happen when a student understands a concept but fails to use it in a different context or determine how it interacts with other concepts.

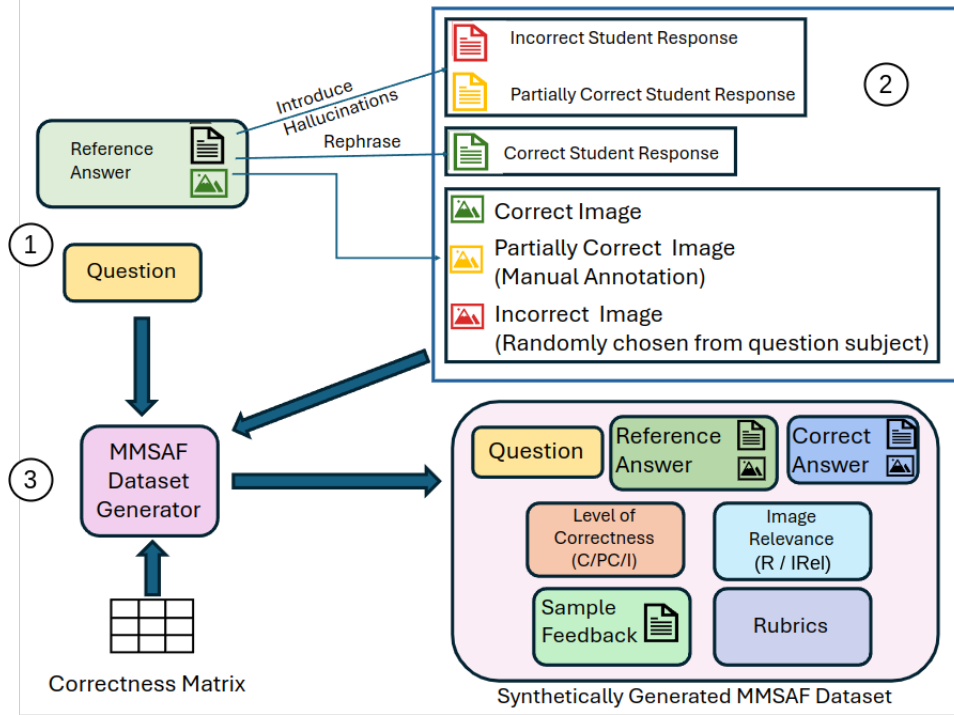
More details and examples can be found in Appendix M. However, from the above points, we conclude that the more common mistakes that can be observed are that the student either makes a calculation mistake, interchanges closely related facts and uses the wrong one for a given question or makes up facts to fill in the gaps in their understanding. This is synonymous with LLMs answering questions with zero or partial context, resulting in a phenomenon called hallucination. Huang et al. (2025) provides a comprehensive survey on the different kinds of hallucinations as seen in LLMs, and per their work, we identify that factual fabrication and factual inconsistency are kinds of hallucinations shown by LLMs, which are synonymous with the mistakes made by students as mentioned earlier.

Note that in all the cases below, we have used Gemini as our LLM. Thus, to generate the textual part of the student answer, we do the following :

Correct answer: We generate a single correct answer for each question by using a prompt as in Appendix B along with the question and reference answer, barring 26 numerical questions for whom the correct response is the same as the correct answer.

Incorrect and Partially Correct Answer: We make use of the termite strategy by Saxena (2024) to introduce hallucinations into the reference answer. In particular, we introduce either factual inconsistency or factual fabrication as they correspond to commonly made student mistakes, as pointed out earlier in this section. The prompts used in generating the partially correct responses and incorrect responses have been added in Appendix C and Appendix D, respectively. However, for the 26 numerical questions, we have manually introduced a calculation error in the student’s answer.

Next, we deal with the image part of the student response. As pointed out by SMEs, students often fail to label certain parts of a diagram or fail to draw certain parts of the image or even mix objects that are related to similar concepts, such as concave and convex lenses. Hence, we make use of this fact to generate the partially correct images by introducing



C - Correct PC- Partially Correct I - Incorrect R - Relevant IRel - Irrelevant

Figure 2: An automatic framework to generate MMSAF dataset

the following perturbations - manually remove a part of the image and swap or remove labels present in the image or swap out objects that are similar in concept, such as a concave lens for a convex lens. For correct images in the student answer, we use the one that is present in the reference answer, while for incorrect images to a question, we randomly map another image from the set of images of that subject. Next, a combination of the above-generated data is used to construct the final dataset.

4.2 Generation of Level of Correctness, Image Relevance and Rubrics

Now, given the correct/partially correct/incorrect textual answer and images, we generate the final set of student answers using the correctness matrix (Table 4 in Appendix E). This resulted in the construction of the final dataset, which is of 2197 data points. Note that the level of correctness for each student answer is defined by the output label in Table 4. Similarly, any student answer using an image that is correct or partially correct is assigned an Image Relevance level of “Relevant”, and an incorrect image as “Irrelevant”.

However, to generate the sample feedback and rubrics for error detection in feedback, we use a simple templating strategy. The errors introduced were recorded while constructing the incorrect and

partially correct responses and used to construct the sample feedback and rubrics. Hence, the rubrics are beneficial in detecting whether the feedback has successfully detected the errors present in the student answer and, if possible, ways to mitigate the error. This ensures that the feedback is beneficial for the student and is helpful in correcting the student’s mistakes. The dataset split statistics is in Appendix K.

5 Evaluation of LLM Generated Feedback

Prompt 1 : Feedback Prompt

...

Task : You have to generate the level of correctness, the image relevance and the feedback.

The feedback should point out any errors in the text as well as the image.

It should also provide the reason for the level of correctness and image relevance.

It can contain some additional information and facts to complement the student’s understanding as well.

It should be a conversation between you as a teacher and a student.

It should be of 500 words.

...

The goal of this evaluation was to quantify the zero-shot performance of existing LLMs on this dataset and grade their capabilities. To do so, 221 data points (130 from biology, 56 from chemistry and 35 for physics) were sampled randomly and fed to different LLMs using Prompt 1. The LLMs used were ChatGPT, Gemini, Pixtral and Molmo and their respective details can be found in Appendix A. Note that the complete prompt can be found in Appendix F. The corresponding level of correctness, image relevance and feedback values generated were collected and then analyzed in the following subsections.

5.1 Analysis of Correctness and Relevance levels

To assess how well the LLMs performed in predicting the level of correctness and image relevance labels of the student answers, we make use of accuracy, precision, recall and F1-score, which are all macro averaged.

Model	Accuracy	Precision	Recall	F1
ChatGPT	0.5	0.32	0.31	0.3
Molmo	0.42	0.36	0.34	0.21
Pixtral	0.52	0.32	0.32	0.32
Gemini	0.55	0.44	0.68	0.48

Table 1: Metrics for generated Level of Correctness labels

Table 1 records the corresponding metric values obtained by different models for the level of correctness (LC) values. As observed in Table 1, Gemini has performed the best in all metrics. This indicates that it's the most reliable among all in terms of accurately predicting the LC values and is also the most reliable as its chances of having a false positive are quite low. When it comes to other models, ChatGPT was more biased towards labelling an answer as "Partially Correct", and this, in turn, led to its reduced performance.

When it comes to Molmo, it is seen that it has primarily assigned the label "Incorrect" to most answers. However, Pixtral was lenient but labelled "Incorrect" answers as "Partially Correct" and vice versa, which led to reduced performance. This is promising as one can easily fine-tune Pixtral to achieve better performance.

Model	Accuracy	Precision	Recall	F1
ChatGPT	0.75	0.76	0.81	0.74
Molmo	0.29	0.15	0.49	0.23
Pixtral	0.66	0.59	0.59	0.59
Gemini	0.58	0.71	0.7	0.58

Table 2: Metrics for generated Image Relevance levels

Similarly, Table 2 records the corresponding metric values obtained for the image relevance levels. From Table 2 it can be seen that ChatGPT has performed the best amongst all in all the metrics. This indicates that it did a great job in accurately determining the image relevance labels and minimizing any false positive values. However, for Molmo, it was seen that it had a tendency to label most images as relevant, while for Pixtral, it mostly led to false positives, which in turn led to reduced precision values. However, when it comes to Gemini, it incorrectly labels "Relevant" images as "Irrelevant" images, which leads to reduced scores. More analysis and confusion matrices are present in Appendix H and Appendix I.

5.2 Evaluation Task for Experts

The 221 data points mentioned earlier were provided to the LLMs along with a prompt (as in Appendix F), and their feedback, level of correctness and image relevance values were recorded and presented to six Subject Matter Experts (SMEs), where we have 2 experts for each domain namely, physics, chemistry and biology. Relevant details about SMEs are mentioned in Appendix G. The SMEs were instructed to score each feedback on a scale of 1 to 5 based on the following parameters -

1. Fluency and Grammatical Correctness (FGE)
2. Emotional Impact (EI)
3. Level of Feedback Correctness (LC)
4. Error mitigation in feedback (EM)
5. Rubrics for error detection (FR) (T/F values)

Fluency and Grammatical Correctness: This metric denotes the fluency and grammatical correctness of the LLM-generated feedback. The idea is to check if the LLM-generated sentences are grammatically correct or not. A score of 1 denotes that the FGE level of the feedback is extremely poor while a score of 5 indicates that it is excellent.

Emotional Impact: This metric is to check whether the LLM-generated feedback will have a positive impact on the student or not, that is, whether the feedback is more encouraging and assistive for the student or not. A score of 1 denotes

negative impact, while a score of 5 denotes a positive impact.

Level of Feedback Correctness: This metric is to determine whether the feedback has properly captured all the errors present in the student answer. A score of 1 denotes no error has been captured in the feedback, while a score of 5 denotes that all the errors have been captured in the feedback.

Error Mitigation in Feedback: This metric evaluates whether the feedback has properly addressed each and every error present in the student answer and suggested ways to correct them. A score of 1 denotes no such error mitigation has been done, while a score of 5 denotes that all the ways necessary to correct all errors are present.

Rubrics for error detection: While traditional NLP approaches use various metrics such as Rouge-2 (Ganesan, 2018), SCAREBLEU (Post, 2018), METEOR (Banerjee and Lavie, 2005) and BERTSCORE (Zhang et al., 2020) score to measure the quality of the generated feedback, we propose a rubric-based approach to evaluate whether the feedback correctly captures all the errors present in the student answer. Since these metrics employ an n-gram overlap-based approach, they will fail to capture the semantics associated with the feedback, such as detecting any errors present in the feedback and, if needed, their corresponding mitigation techniques. Hence, we propose this rubric-based approach. The rubrics were presented as True or False questions, which the annotators had to answer after reading the LLM-generated feedback.

5.3 Analysis of Expert Evaluation

Once the SMEs had completed their respective evaluation tasks, all the scores for each metric were collected and averaged out to present the final data. Table 3 summarizes the average ratings assigned by annotators to the feedback generated by different LLMs over various criteria mentioned in Section 5.2 for each and every subject.

Physics: ChatGPT outperforms other models in physics for all parameters. Additionally, SMEs pointed out that it was effective in detecting calculation errors and presenting a step-wise error mitigation technique for the student to understand. When it comes to Molmo, it hallucinated a lot and stated correct facts mentioned by students as incorrect. Additionally, it failed to mention the correct formulas and provided the students with only the correct number. One observation for Pixtral was

that it presented its feedback in a structured fashion, having separate sections for its explanation, any additional information needed, image relevance, and sometimes even sections based on concepts.

Chemistry: When compared to other models, ChatGPT performs the best on all parameters. SMEs point out that ChatGPT provides detailed explanations. However, they also point out that Molmo’s tone was too direct for students and was not good at providing proper explanations for its assigned labels for the level of correctness and image relevance.

Biology: Considering all evaluation parameters in biology, Pixtral outperforms other models. As pointed out by SMEs, Pixtral broke down the feedback into different segments, each addressing a different concept associated with the question and the reference answer, as well as a separate section for the level of correctness and image relevance. Also, it had a very polite tone for which it earned higher scores in emotional impact.

To summarize across all subjects, we conclude that it is best to use ChatGPT to provide feedback for physics and chemistry, while Pixtral is a better solution when it comes to biology. All SMEs pointed out that Molmo has a tendency to generate Chinese characters and agreed to the fact that the feedback generated by it is too direct and consists of large and complex sentences. This will, in turn, have a negative impact on the student, and adding to it, it has a tendency to label correct answers as incorrect. This indicates that Molmo needs to be trained to produce feedback that is accurate and more aligned towards a teacher’s teaching goals. ChatGPT was successful in detecting any calculation mistakes present in the student’s answer and provided better feedback for all subjects but biology. In biology, Pixtral provided more detailed feedback. More details can be found in Appendix J.

The following subsections analyze how well these LLMs performed in detecting the rubrics pertaining to errors in text and images.

5.4 Analysis of Rubrics for error detection

The synthetically generated student answers contain both text and image parts, which might contain errors. Thus, the generated rubrics can either be used to evaluate errors present in the textual part or in the image part. We first analyzed how well the LLMs performed in detecting the textual error, followed by their performance in the case of image errors. Note this data was again annotated by the

Subject	Model	Evaluation Parameters				
		FGE	EI	LC	EM	Rubrics
Physics	ChatGPT	4.93	4.30	4.61	4.56	0.80
	Gemini	4.91	4.26	4.19	4.11	0.72
	Molmo	4.58	2.99	2.97	2.68	0.65
	Pixtral	4.84	4.09	4.26	4.29	0.65
Chemistry	ChatGPT	4.95	4.91	4.60	4.64	0.76
	Gemini	4.52	4.02	3.91	3.93	0.70
	Molmo	4.81	4.63	4.35	4.47	0.65
	Pixtral	4.85	4.70	4.26	4.32	0.66
Biology	ChatGPT	4.99	3.99	3.39	3.33	0.64
	Gemini	4.93	4.23	3.55	3.31	0.65
	Molmo	3.99	3.77	3.02	2.84	0.67
	Pixtral	4.94	4.39	3.92	3.50	0.72

Table 3: Average expert evaluation scores of different metrics on each subject

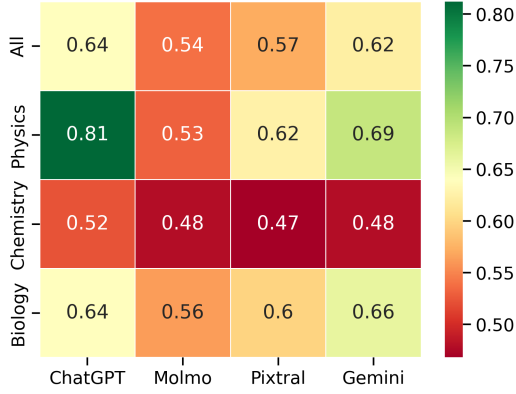


Figure 3: Ac_{ED} values for Text based Rubrics

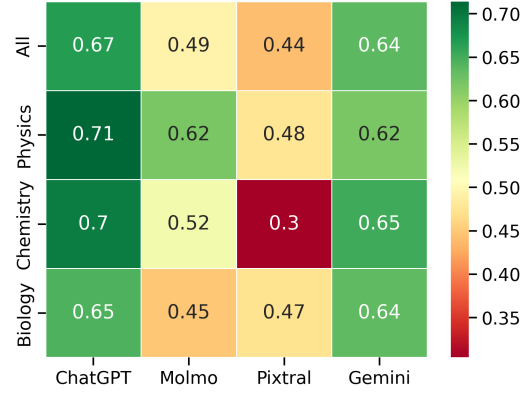


Figure 4: Ac_{ED} values for Image based Rubrics

SMEs as stated in section 5.2. The error detection accuracy (Ac_{ED}) for textual or image errors is computed as

$$Ac_{ED} = \frac{\text{Number of errors detected}}{\text{Total number of errors}}$$

Figure 3 contains the Ac_{ED} pertaining to the text errors of each LLM on each subject and on all subjects as a whole while Figure 4 contains the same but for image errors of each LLM on each subject and on all subjects as a whole. From both Figure 3 and Figure 4, it can be concluded that ChatGPT performed the best across all subjects with scores of 0.64 and 0.67, respectively. However, if we analyze across individual subjects, ChatGPT was able to beat all except for Gemini in biology for text error-based rubrics.

6 Conclusion

This paper introduces the MMSAF problem along with a dataset of 2197 data points. The MMSAF

dataset contains physics, chemistry and biology questions from high school textbooks. Additionally, we provide an automated framework to generate similar datasets, given a set of questions, reference answers, and annotated images. We also establish a baseline using 4 models, namely ChatGPT, Gemini, Pixtral and Molmo, across all three subjects.

Our evaluations show that while Gemini performed the best in generating the correctness labels and ChatGPT excelled in generating the image relevance labels, human evaluations proved that Pixtral was more aligned towards human judgement and values for biology and ChatGPT for physics and chemistry. Thus future work also involves exploring other solutions, including Retrieval augmented generation (RAG) based approaches to add more insight and conceptual depth to the feedback.

Limitations

This work introduces the Multimodal Short Answer Grading with Feedback (MSMAF) problem along with a dataset of 2197 data points. It is to be noted that the number of partially correct student responses compared to correct and incorrect student responses is significantly higher and follows a ratio of 1:2:1. This results in a class imbalance problem for models that will be trained on this data.

Note that all the student answers are synthetically generated. Hence, they are only representative of a subset of mistakes made by students in real-life examinations. A few of the mistakes that are covered in this dataset are as follows: one where the student mixes up closely related concepts and another where the student completely makes up the answer due to a lack of conceptual clarity or misinformation. However, collecting real-life data from examinations involves legal considerations and barriers. Thus, such synthetic datasets often serve as an alternative to real-life data to aid progress in such scenarios.

While the dataset is currently restricted to physics, chemistry, and biology questions at the high school level, adding data points from other subjects and university-level courses can increase its complexity and richness. Another limitation of the automated pipeline pertaining to partially correct images is that it needs to be manually annotated, which can lead to a scalability issue. This problem can be automated using simple text manipulation operations performed via OpenCV or by generating diagrams using solutions such as DiagrammerGPT (Zala et al., 2024) once their code is released.

Since such systems are still in their nascent stages, it will be a better practice to use them in case of practice exercises or examinations having low weightage rather than examinations, which have a higher weightage. This will partly reduce the grading load from teachers and also provide feedback for the student's improvement.

Ethical Considerations

The questions and reference answers have been extracted from the National Council of Educational Research and Training (NCERT) textbooks for 10th standard science and 11th standard and 12th standard physics, chemistry and biology. NCERT is an autonomous organization established by the Government of India that provides guidance and recom-

mendations to both central and state governments on policies and initiatives to improve the quality of school education. The textbooks have been downloaded from <https://www.ncrtsolutions.in/>. We adhere to NCERT guidelines, which states that "NCERT books can also be downloaded free of cost from our website for non-commercial purposes."

References

- Dishank Aggarwal, Pushpak Bhattacharyya, and Bhaskaran Raman. 2024. "i understand why i got this grade": Automatic short answer grading with feedback. *Preprint*, arXiv:2407.12818.
- Pravesh Agrawal, Szymon Antoniak, Emma Bou Hanna, Baptiste Bout, Devendra Chaplot, Jessica Chudnovsky, Diogo Costa, Baudouin De Monicault, Saurabh Garg, Theophile Gervet, Soham Ghosh, Amélie Héliou, Paul Jacob, Albert Q. Jiang, Kartik Khandelwal, Timothée Lacroix, Guillaume Lample, Diego Las Casas, Thibaut Lavril, Teven Le Scao, Andy Lo, William Marshall, Louis Martin, Arthur Mensch, Pavankumar Muddireddy, Valera Nemychnikova, Marie Pellat, Patrick Von Platen, Nikhil Raghuraman, Baptiste Rozière, Alexandre Sablayrolles, Lucile Saulnier, Romain Sauvestre, Wendy Shang, Roman Soletskyi, Lawrence Stewart, Pierre Stock, Joachim Studnia, Sandeep Subramanian, Sagar Vaze, Thomas Wang, and Sophia Yang. 2024. *Pixtral 12b*. *Preprint*, arXiv:2410.07073.
- Satanjeev Banerjee and Alon Lavie. 2005. *METEOR: An automatic metric for MT evaluation with improved correlation with human judgments*. In *Proceedings of the ACL Workshop on Intrinsic and Extrinsic Evaluation Measures for Machine Translation and/or Summarization*, pages 65–72, Ann Arbor, Michigan. Association for Computational Linguistics.
- Steven Burrows, Iryna Gurevych, and Benno Stein. 2015. *The eras and trends of automatic short answer grading*. *International Journal of Artificial Intelligence in Education*, 25:60–117.
- Galina Deeva, Daria Bogdanova, Estefanía Serral, Monique Snoeck, and Jochen De Weerd. 2021. *A review of automated feedback systems for learners: Classification framework, challenges and opportunities*. *Computers & Education*, 162:104094.
- Matt Deitke, Christopher Clark, Sangho Lee, Rohun Tripathi, Yue Yang, Jae Sung Park, Mohammadreza Salehi, Niklas Muennighoff, Kyle Lo, Luca Soldaini, Jiasen Lu, Taira Anderson, Erin Bransom, Kiana Ehsani, Huong Ngo, YenSung Chen, Ajay Patel, Mark Yatskar, Chris Callison-Burch, Andrew Head, Rose Hendrix, Favyen Bastani, Eli VanderBilt, Nathan Lambert, Yvonne Chou, Arnavi Chheda, Jenna Sparks, Sam Skjonsberg, Michael Schmitz, Aaron Sarnat, Byron Bischoff, Pete Walsh, Chris

- Newell, Piper Wolters, Tanmay Gupta, Kuo-Hao Zeng, Jon Borchardt, Dirk Groeneveld, Jen Dumas, Crystal Nam, Sophie Lebrecht, Caitlin Witliff, Carissa Schoenick, Oscar Michel, Ranjay Krishna, Luca Weihs, Noah A. Smith, Hannaneh Hajishirzi, Ross Girshick, Ali Farhadi, and Aniruddha Kembhavi. 2024. [Molmo and pixmo: Open weights and open data for state-of-the-art multimodal models](#). *Preprint*, arXiv:2409.17146.
- Tu Anh Dinh, Carlos Mullov, Leonard Bärman, Zhaolin Li, Danni Liu, Simon Reiß, Jueun Lee, Nathan Lerzer, Jianfeng Gao, Fabian Peller-Konrad, Tobias Röddiger, Alexander Waibel, Tamim Asfour, Michael Beigl, Rainer Stiefelwagen, Carsten Dachs-bacher, Klemens Böhm, and Jan Niehues. 2024. [SciEx: Benchmarking large language models on scientific exams with human expert grading and automatic grading](#). In *Proceedings of the 2024 Conference on Empirical Methods in Natural Language Processing*, pages 11592–11610, Miami, Florida, USA. Association for Computational Linguistics.
- Menna Fateen, Bo Wang, and Tsunenori Mine. 2024. [Beyond scores: A modular rag-based system for automatic short answer scoring with feedback](#). *Preprint*, arXiv:2409.20042.
- Anna Filighera, Siddharth Parihar, Tim Steuer, Tobias Meuser, and Sebastian Ochs. 2022. [Your answer is incorrect... would you like to know why? introducing a bilingual short answer feedback dataset](#). In *Proceedings of the 60th Annual Meeting of the Association for Computational Linguistics (Volume 1: Long Papers)*, pages 8577–8591, Dublin, Ireland. Association for Computational Linguistics.
- Kavita Ganesan. 2018. [Rouge 2.0: Updated and improved measures for evaluation of summarization tasks](#). *Preprint*, arXiv:1803.01937.
- Lei Huang, Weijiang Yu, Weitao Ma, Weihong Zhong, Zhangyin Feng, Haotian Wang, Qianglong Chen, Weihua Peng, Xiaocheng Feng, Bing Qin, and Ting Liu. 2025. [A survey on hallucination in large language models: Principles, taxonomy, challenges, and open questions](#). *ACM Trans. Inf. Syst.*, 43(2).
- Jiazheng Li, Lin Gui, Yuxiang Zhou, David West, Cesare Aloisi, and Yulan He. 2023. [Distilling ChatGPT for explainable automated student answer assessment](#). In *Findings of the Association for Computational Linguistics: EMNLP 2023*, pages 6007–6026, Singapore. Association for Computational Linguistics.
- Chin-Yew Lin. 2004. [Rouge: A package for automatic evaluation of summaries](#). In *Annual Meeting of the Association for Computational Linguistics*.
- Elizabeth J. Marsh and Emmaline Drew Eliseev. 2019. [Correcting Student Errors and Misconceptions](#), page 437–459. Cambridge Handbooks in Psychology. Cambridge University Press.
- Kishore Papineni, Salim Roukos, Todd Ward, and Wei-Jing Zhu. 2002. [Bleu: a method for automatic evaluation of machine translation](#). In *Proceedings of the 40th Annual Meeting on Association for Computational Linguistics*, ACL ’02, page 311–318, USA. Association for Computational Linguistics.
- Matt Post. 2018. [A call for clarity in reporting BLEU scores](#). In *Proceedings of the Third Conference on Machine Translation: Research Papers*, pages 186–191, Brussels, Belgium. Association for Computational Linguistics.
- Ashita Saxena. 2024. [Hallucination detection in machine generated text](#). Master’s thesis, Indian Institute of Technology Bombay.
- Mengxia Yu, Zhihan Zhang, Wenhao Yu, and Meng Jiang. 2023. [Pre-training language models for comparative reasoning](#). In *Proceedings of the 2023 Conference on Empirical Methods in Natural Language Processing*, pages 12421–12433, Singapore. Association for Computational Linguistics.
- Abhay Zala, Han Lin, Jaemin Cho, and Mohit Bansal. 2024. [Diagrammergpt: Generating open-domain, open-platform diagrams via llm planning](#). *Preprint*, arXiv:2310.12128.
- Tianyi Zhang, Varsha Kishore, Felix Wu, Kilian Q. Weinberger, and Yoav Artzi. 2020. [Bertscore: Evaluating text generation with BERT](#). In *8th International Conference on Learning Representations, ICLR 2020, Addis Ababa, Ethiopia, April 26-30, 2020*. OpenReview.net.

A LLMs in Consideration

The MMSAF problem consists of multiple images along with text that must be evaluated as a whole. Thus, to solve it, we need such LLMs, which are multimodal and capable of reasoning over multiple text segments and images. Due to this reason, we primarily select 4 LLMs - ChatGPT, Gemini, Pixtral, and Molmo. For Molmo and Pixtral, the huggingface library² has been used as they are open sourced while for ChatGPT³ and Gemini⁴ we use their respective APIs.

A.1 ChatGPT

ChatGPT is a well-known multimodal and multilingual model from OpenAI. As per their website⁵, GPT-4o mini has shown strong performance on the Massive Multi-discipline Multimodal Understanding and Reasoning (MMMUR) benchmark

²<https://huggingface.co/>

³<https://platform.openai.com/docs/api-reference/introduction>

⁴<https://ai.google.dev/gemini-api/docs/api-key>

⁵<https://openai.com/index/gpt-4o-mini-advancing-cost-efficient-intelligence/> (Last Accessed: 05-12-2024)

and has beaten Gemini Flash and Claude Haiku. This makes it a strong candidate for solving the MMSAF problem as it heavily relies on the multimodal reasoning capabilities of the LLM. Apart from this, *GPT-4o-mini* is a lighter version of the GPT-4o model which means it will be faster and cost-effective.

A.2 Gemini

Gemini, developed by Google, has shown a similar performance to that of ChatGPT when it comes to multimodal reasoning benchmarks such as MMMU. As per their website⁶, the latest Gemini model, Gemini Ultra, has beaten GPT-4V on the MMMU benchmark. Hence, this also makes it a strong candidate for solving the MMSAF problem owing to its excellent multimodal reasoning abilities. However, for this set of experiments, we have used *gemini-1.5-flash* since the API is free to use and can be used by any developer without thinking about cost.

A.3 Pixtral

Since both Gemini and ChatGPT are restricted models, Mistral.ai recently launched its own multimodal model called Pixtral 12B. It (Agrawal et al., 2024) was able to beat some well-known open source LLMs⁷ such as Qwen, LLaVA, Phi, Claude-3 and even Gemini-1.5 Flash on multimodal benchmarks such as MMMU. However, GPT-4o still performed better than Pixtral. As a result, we also explore Pixtral as a possible solution for solving the MMSAF problem as it is an open model and has shown significant performance in multimodal reasoning benchmarks.

A.4 Molmo

While ChatGPT, Gemini and Pixtral have been trained on a vast array of multimodal data, none of them have been specifically trained only on academic datasets. Hence, we also select Molmo (Deitke et al., 2024) as a possible candidate for solving the MMSAF problem. It is a family of multimodal models developed by AllenAI. As per their website⁸, Molmo has beaten existing leading models such as GPT-4o, Gemini 1.5, Claude-3, Qwen and InternLM on 11 different academic

⁶<https://blog.google/technology/ai/google-gemini-ai/#performance> (Last Accessed: 05-12-2024)

⁷<https://mistral.ai/news/pixtral-12b/> (Last Accessed: 05-12-2024)

⁸<https://molmo.allenai.org/blog> (Last Accessed: 05-12-2024)

benchmarks. In particular, we choose the *Molmo-7B-D-0924* model since our dataset is an academic dataset and also relies on the multimodal reasoning capabilities of the model. The next section describes in detail how these LLMs were evaluated on our dataset.

B Prompt used for synthetically generating correct responses

The prompt used to generate the correct responses is as follows. Note we place the question within the <QUESTION> and the </QUESTION> tags. Similarly, we place the reference answer within the <ANSWER> </ANSWER> tags.

Prompt 2 : Prompt for generating correct responses

Prompt: You are a student who is attempting an examination.

Task: Given a question and its original answer, rewrite the original answer as a paragraph in a different tone so that it is correct and captures all the necessary facts in the original answer.

<QUESTION></QUESTION>

<ANSWER></ANSWER>

Output Requirements:

<HANSWER>The correct answer</HANSWER>

C Prompt used for synthetically generating partially correct responses

The prompt used to generate the partially correct responses by introducing factual fabrication is as follows. Note we place the question within the <QUESTION> and the </QUESTION> tags. Similarly, we place the reference answer within the <ANSWER> </ANSWER> tags. It is similar to the one used by Ashita et al in (Saxena, 2024).

Prompt 3: Prompt for generating partially correct responses (Factual Fabrication)

Factual fabrications in text can be created by introducing contextually relevant information or facts that are not verifiable by established real-world evidence. This technique

involves adding elements that fit logically within the context but are factually incorrect or unverifiable.

Task: Given a question and its corresponding original factual answer, you are to create a factual fabrication in the answer by introducing a new, contextually relevant information or fact that cannot be verified against real-world knowledge. You should rewrite the answer (the hallucinated answer) by adding the fabricated information in the original answer as well as the information/-fact you introduced in the original answer to generate the hallucinated answer.

<QUESTION></QUESTION>

<ANSWER></ANSWER>

Output Requirements:

<HANSWER>The hallucinated answer</HANSWER>

<RDETAILS>The additional information/-fact introduced to generate the hallucinated answer in a single sentence .<RDETAILS>

The prompt used to generate the partially correct responses by introducing factual inconsistency is as follows. Note we place the question within the <QUESTION> and the </QUESTION> tags. Similarly, we place the reference answer within the <ANSWER> </ANSWER> tags. It is similar to the one used by [Saxena \(2024\)](#).

Prompt 4: Prompt for generating partially correct responses (Factual Inconsistency)

Prompt: In the field of dependency parsing, modifiers are defined as words or phrases that provide additional information about other elements in a sentence. One technique to generate deliberate factual inconsistencies in text, termed the "Termite Strategy," targets these modifiers. This strategy involves replacing modifiers with alternative words or phrases that are factually inconsistent yet still maintain the overall coherence of the sentence.

Task:

Given a question and its original answer,

apply the Termite Strategy to introduce a factual inconsistency in the original answer. Replace a modifier in the original answer with an alternative that contradicts the factual information in the answer, but still retains sentence coherence. You must rewrite the "complete" answer with the modifications (the "hallucinated answer") and also provide the replacement details.

<QUESTION></QUESTION>

<ANSWER></ANSWER>

Output Requirements:

<HANSWER>The hallucinated answer</HANSWER>

<RDETAILS>Describe the original modifier and the replacement word or phrase used to create the inconsistency in a single sentence<RDETAILS>

D Prompt used for synthetically generating incorrect responses

The prompt used to generate the incorrect responses by introducing factual fabrication is as follows. Note we place the question within the <QUESTION> and the </QUESTION> tags. Similarly, we place the reference answer within the <ANSWER> </ANSWER> tags. It is similar to the one used by [Saxena \(2024\)](#).

Prompt 5: Prompt for generating incorrect responses (Factual Fabrication)

Prompt: Factual Fabrication refers to instances where the LLM's output contains facts that are unverifiable against established real-world knowledge.

Task:

Given a question , the task is to generate an incorrect answer using the techniques of factual fabrication .

<QUESTION></QUESTION>

You should follow the following output format:

Output Requirements:

<HANSWER>The hallucinated answer</HANSWER>

<RDETAILS>Mention why the answer is incorrect in a single sentence<RDETAILS>

The prompt used to generate the incorrect responses by introducing factual inconsistency is as follows. Note we place the question within the <QUESTION> and the </QUESTION> tags. Similarly, we place the reference answer within the <ANSWER> </ANSWER> tags. It is similar to the one used by [Saxena \(2024\)](#).

Prompt 6: Prompt for generating incorrect responses (Factual Inconsistency)

Prompt: Factual Inconsistency refers to situations where the LLM’s output contains facts that can be grounded in real-world information, but present contradictions.

Task:

Given a question , the task is to generate an incorrect answer using the techniques of factual inconsistency .

<QUESTION></QUESTION>

You should follow the following output format:

Output Requirements:

<HANSWER>The hallucinated answer</HANSWER>

<RDETAILS>Mention why the answer is incorrect in a single sentence<RDETAILS>

E Correctness Matrix

Given the correct/partially correct/incorrect textual answer and images, the final set of student answers is generated using the correctness matrix as below.

F Prompt to Generate Feedback

The prompt used to generate the feedback given the question, reference answer and the student answer is as follows. Note we place the question within the <QUESTION> and the </QUESTION> tags. Similarly, we place the reference answer within the <ANSWER> </ANSWER> tags and the student answer

Student Response Text	Student Response Image	Overall Correctness Label
C	C	C
C	PC/I	PC
PC	C/PC	PC
PC	I	I
I	C	PC
I	PC/I	I

C - Correct PC- Partially Correct I - Incorrect

Table 4: Matrix for determining the Level of Correctness

within the <STUDENT> </STUDENT> tags. Additionally, we place the reference answer image and the student answer image one after the other just after the prompt and pass it to the corresponding LLM API.

Prompt 7: Feedback Prompt

Act as a teacher and grade the student answer given the question, reference answer and the student answer.

Task : You have to generate the level of correctness, the image relevance and the feedback. The feedback should point out any errors in the text as well as the image. It should also provide the reason for the level of correctness and image relevance. It can contain some additional information and facts to complement the student’s understanding as well. It should be a conversation between you as a teacher and a student. It should be of 500 words.

Input format -

<QUESTION>The question</QUESTION>

<ANSWER>The reference answer. Note that the first image corresponds to the image in the reference answer</ANSWER>

<STUDENT>The student answer. Note that the second image corresponds to the image in the reference answer</STUDENT>

You have to strictly follow this output format-

<CORRECTNESS>Predict whether the answer is Correct, Partially Correct or Incor-

rect. Note you should evaluate both the text and image of the student answer as a whole.
</CORRECTNESS>

<RELEVANCE>Predict whether the second image is relevant or irrelevant to the question</RELEVANCE>

<REASON>The feedback</REASON>

Here is the input :

<QUESTION></QUESTION>

<ANSWER></ANSWER>

<STUDENT></STUDENT>

G Subject Matter Expert Details

The expert evaluation of LLMs involved the help of six Subject Matter Experts (SMEs), where two SMEs were present each for biology, physics, and chemistry.

Biology: SME 1 has been a high school educator with teaching experience for over 25 years. SME 2 is a research scholar with more than 2 years of experience.

Physics: SME 1 is currently a professor at a reputed institute with over 13 years of teaching experience. SME 2 is a research scholar with more than 2 years of experience.

Chemistry: Both our SMEs are research scholars with more than 3 and 4 years of teaching experience respectively.

The LLM-generated feedback had an average of 1758 words and a maximum of 3538 words. Each reviewer had to go through 880 instances of LLM-generated feedback and rate them based on the evaluation parameters as mentioned in Section 5.2. As pointed out by SMEs, this was a very tiring and time-consuming task as they had to meticulously go through a single feedback multiple times for each parameter. Hence, each of them has been compensated appropriately as per the norms for their evaluations and comments.

H Additional Information for Level of Correctness Labels

This appendix analyzes the confusion matrix obtained for all the LLMs over the generated level of correctness labels. The major observations have already been mentioned in Section 5.1.

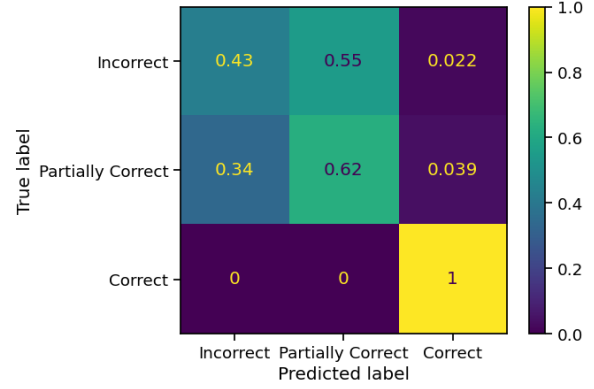


Figure 5: Confusion Matrix for Gemini after True Class Normalization

Figure 5 displays the confusion matrix obtained for Gemini over the Level of Correctness labels. While it has correctly predicted the "Correct" labels, it has often labelled "Partially Correct" answers as "Incorrect" and vice versa. However, the generated trend indicates that the model was being lenient in labelling most "Incorrect" answers as "Partially Correct". However, for some answers, it failed to evaluate the answer properly and marked "Partially Correct" answers as "Incorrect".

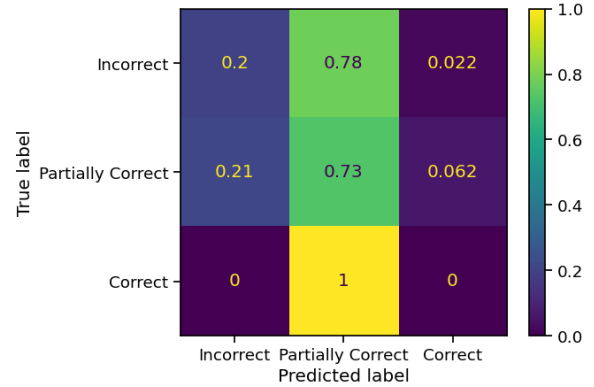


Figure 6: Confusion Matrix for ChatGPT after True Class Normalization

Figure 6 displays the confusion matrix obtained for ChatGPT over the Level of Correctness labels. It can be seen that ChatGPT was lenient in grading the student answer as it labelled most "Incorrect" answers as "Partially Correct" while it did a mistake of labelling "Correct" answer as "Partially Correct" as well.

Figure 7 displays the confusion matrix obtained for Pixtral over the Level of Correctness labels. Similar to ChatGPT, Pixtral was lenient and labelled "Incorrect" answers as "Partially Correct"

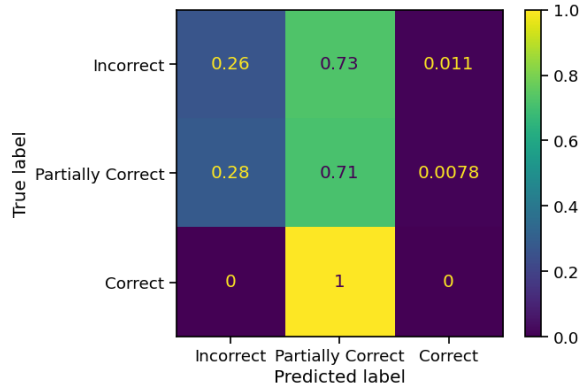


Figure 7: Confusion Matrix for Pixtral after True Class Normalization

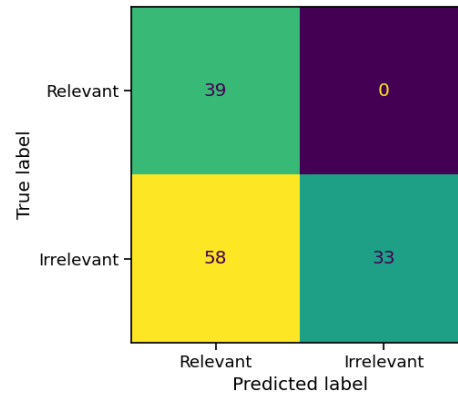


Figure 9: Confusion Matrix for Gemini

which also led to the reduced metrics.

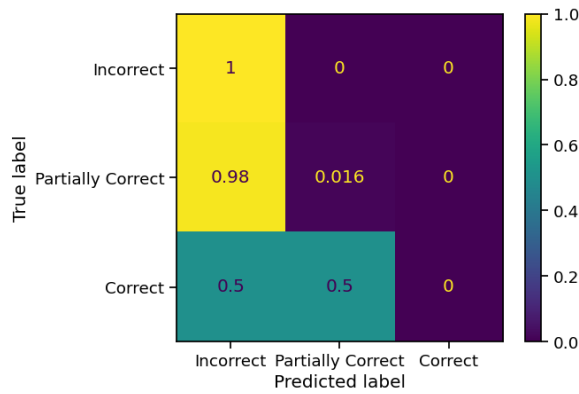


Figure 8: Confusion Matrix for Molmo after True Class Normalization

Figure 7 displays the confusion matrix obtained for Molmo over the Level of Correctness labels. As it can be seen, it labelled almost all answers as "Incorrect" indicating that it was unable to show considerable performance while performing complex comparative reasoning over multiple modalities.

I Additional Information for Image Relevance Labels

This appendix analyzes the confusion matrix obtained for all the LLMs over the generated image relevance labels. The major observations have already been mentioned in Section 5.1.

Figure 9 displays the confusion matrix obtained for Gemini over the Image Relevance labels. Gemini often predicted "Irrelevant" images as "Relevant", which led to reduced metrics.

Figure 10 displays the confusion matrix obtained for ChatGPT over the Image Relevance labels. ChatGPT had the highest accuracy among all the

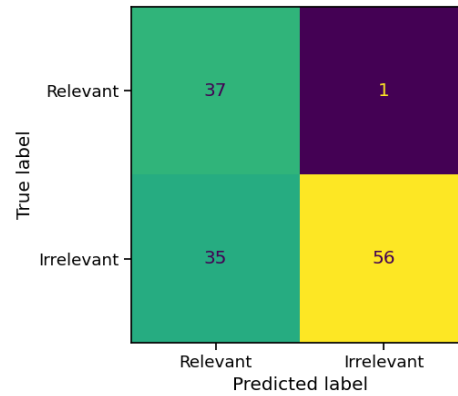


Figure 10: Confusion Matrix for ChatGPT

LLMs. However, it still failed to classify a small part of "Relevant" images and "Irrelevant". This is also consistent with the fact that ChatGPT has superior multimodal reasoning capabilities compared to Gemini, Pixtral and Molmo, and this fact has also been verified by different metrics on standard benchmarks such as MMMU.

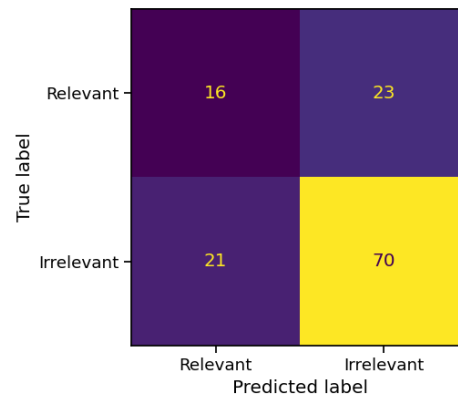


Figure 11: Confusion Matrix for Pixtral

Figure 11 displays the confusion matrix obtained for Pixtral over the Image Relevance labels. When it comes to Pixtral, it has often incorrectly classified "Relevant" images as "Irrelevant" and vice versa.

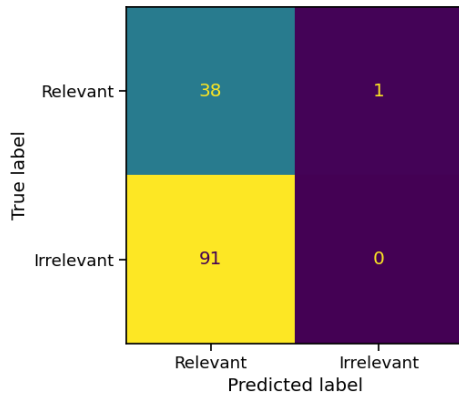


Figure 12: Confusion Matrix for Molmo

Figure 12 displays the confusion matrix obtained for Molmo over the Image Relevance labels. Molmo has classified all images as "Relevant", barring one. This indicates that there is a scope to improve Molmo's multimodal reasoning capabilities.

J Extended Results

In this appendix, we calculate the difference in performance that arises due to one prompt working better for a given model than others. For the level of correctness, Gemini displayed a 6% improvement over ChatGPT, a 23.64% improvement over Molmo and a 5.43% improvement over Pixtral. For Image relevance labels, ChatGPT displayed a 20.74% improvement over Gemini, 56.14% over Molmo, and 12.2% over Pixtral.

Earlier in Section 5.3, we had shown that ChatGPT performs the best in physics and chemistry while Pixtral performs the best in biology. Table 5 denotes the percentage improvement of the best model over the other models in each subject.

Physics: It can be seen that ChatGPT significantly beats other models in all parameters except for Gemini in FGE, EI, and Pixtral in FGE. Since LC and EM play a major role in the generated feedback, we can conclude that ChatGPT is the optimal solution for generating feedback for physics.

Chemistry: When it comes to chemistry, ChatGPT again significantly beats other models in all parameters which is indicative of the fact that it is

the best solution for generating feedback in Chemistry.

Biology: Here, Pixtral significantly beats other models in all parameters except for Gemini and ChatGPT in FGE. However, since LC and EM play a major role in the generated feedback, we can still conclude that Pixtral is the better solution for generating feedback in case of biology.

K Dataset Split Statistics

The data has been split into the train, test and validation sets in the ratio of 3:1:1 and the statistics is as follows -

The mean and standard deviation of word lengths are as follows -

L Experimental Setup

The system specifications used for LLM Inference are as follows -

- CPU : Intel(R) Xeon(R) Gold 6348 CPU @ 2.60GHz with 112 CPUs
- RAM : 503 GB
- GPU : NVIDIA A100-SXM GPU with 80 GB of memory (Only 1 out of 4 used)

The relevant models used from huggingface and OpenAI and Gemini APIs have already been mentioned in Appendix A. All inference operations uses default hyperparameters.

M Common errors made by students during exams

To facilitate better development of such synthetic datasets we list down the common mistakes made by students during examinations. These examples have also been suggested by SMEs and categorized as per the categories listed by Marsh and Eliseev (2019). Thus broadly such errors are categorized as follows -

- *Errors made with confidence* : These errors are commonly made by students where the student confidently provides an answer that is derived from a correct fact but is totally incorrect given the context or a completely made-up fact. This again contains scenarios such as -
 - *Incorrect Translations:* These errors are made by students when they generate a

Subject	Model	Evaluation Parameters				
		FGE	EI	LC	EM	Rubrics
Physics	Gemini	0.41	0.94	10.02	10.95	11.11
	Molmo	7.64	43.81	55.22	70.15	23.08
	Pixtral	1.86	5.13	8.22	6.29	23.08
Chemistry	Gemini	9.51	22.14	17.65	18.07	8.57
	Molmo	2.91	6.05	5.75	3.8	16.92
	Pixtral	2.06	4.47	7.98	7.41	15.15
Biology	ChatGPT	-1	10.03	15.63	5.11	12.5
	Gemini	0.2	3.78	10.42	5.74	10.77
	Molmo	23.81	16.45	29.8	23.24	7.46

Table 5: Percentage improvement of best model over other models in each subject

	Train	Validation	Test
Correct	102	34	35
Partially Correct	692	232	232
Incorrect	522	174	174
Total	1316	440	441

Table 6: Dataset split statistics

	Mean	Standard Deviation
Question	118.61	84.2
Reference Answer	924.3	688.72
Student Answer	888.13	569.12

Table 7: Word statistics of dataset

wrong summarization of a fact. One example from Marsh et al’s work includes that while the correct fact is “George Washington has dentures made of bone and other non-wood materials.”, the student mistakenly mentions “George Washington has wooden teeth”. This is a wrong summarization of the earlier mentioned fact.

- *Factual Errors*: These errors are made by students when they use a correct fact but in the wrong context. An example provided by our SME is as follows: given the fill-in-the-blank type question “Haemoglobin consists of ... and globin.” the student incorrectly mentions calcium instead of haem. While calcium is a known fact and is present in the human body, it is not present in haemoglobin.
- *High confidence misconceptions or Errors*

neous guess: These errors are made by students when they try to fill in the gaps in their knowledge with generic concepts. For example, a student mentioned the Sahara consists of sand while, in reality, it is a rocky desert. Another example mentioned by our SME is that when a student is asked to label the parts of a leaf, they mistakenly label the petiole as the stem.

- *Calculations errors*: Such errors are made by students in the case of numerical questions where they can guess the correct answer but are unable to produce it due to failure to recall certain formulas or another calculation mistake. These errors are common in questions where the students have to prove some theorem. Since the theorem is a well-known fact, students often make up the reasoning process to account for it.
- *Misunderstanding* : These errors are commonly made by students when they fail to understand a question or concept and answer the question incorrectly. Some such scenarios include cases -
 - *Misunderstanding a concept*: Such errors are seen in students’ answers when they have a wrong understanding of a certain concept. One such example is when students are asked how echolocation works, they mention that bats shout at objects to judge their distance and other mammals can do the same as well. However, the correct fact is bats are able to echolocate because of specialized organs that might be absent in other mammals.

As indicated by this example and also pointed out by our SME, the answer is wrong due to wrong reasoning, which is evident by the fact that the student's concept is not clear.

- *Memory problem:* The student makes such mistakes when they are unable to recall facts relevant to a question due to a wrong conceptual clarity. Once such example pointed out by our SME is that a student fails to provide the scientific name of Mango as they have do not have concept clarity.
- *Misunderstanding the question:* Such errors happen when the student fails to interpret a question properly. These errors are commonly seen in passage-based questions where the student is unable to comprehend the passage properly or the question relevant to it and provide wrong facts from the passage as their answer.
- *Conceptual Change :* These errors happen when a student understands a concept but fails to use it in a different context or determine how it interacts with other concepts. One such example from Marsh et al.'s work is that a student answers that diffusion happens because the oxygen and carbon dioxide molecules move willingly. In reality, the correct fact is that diffusion occurs due to different concentration levels of these molecules and their existing Brownian motion. Another example pointed out by our SME is when the student is asked how cross-pollination occurs, and the student fails to answer it as they are unable to recall how pollination takes place.

N Ablation Studies

To study the variance in the feedback generated after running the same prompt 10 times on the same LLM and input, we do an empirical evaluation and show two such outputs below. The common observation is that the core content of the feedback, which detects inaccuracies or suggests ways to correct them in the student's answer, remains consistent. However, the presentation becomes different.

Feedback 1

... The question asked where to find lactic acid bacteria and some of their uses. Instead, you wrote a detailed description of the human nervous system, including the brain, eye, and ear. The image provided is a cross-section of the cochlea, part of the inner ear and also irrelevant to the topic ... Lactic acid bacteria are found in various fermented foods. The most common example is curd (yogurt). They are also found in other fermented foods like sauerkraut, kimchi, pickles, and some cheeses. Additionally, they naturally exist in our gastrointestinal tracts... Fermentation provides preservation, adds flavor, and creates beneficial nutritional changes...Lactic acid bacteria can improve gut health by promoting the growth of beneficial bacteria in the intestines. They aid in digestion, and some strains produce vitamins like vitamin K and B vitamins....The image you included is a diagram of the cochlea, a part of the inner ear. This is entirely unrelated to the question about lactic acid bacteria.

Feedback 2

... The question asked about lactic acid bacteria and where they are found, including their applications. Instead, your response is a detailed description of the human nervous system, including the brain, eye, and ear. ... The image you provided is a diagram of the cochlea, a part of the inner ear. A picture of curd or a diagram illustrating fermentation would have been appropriate.... Lactic acid bacteria are found in various fermented foods, including yogurt (curd), kefir, sauerkraut, kimchi, pickles, and many other products. They are also found in some parts of the human gut ... Lactic acid bacteria are crucial in food preservation (fermentation), increasing the nutritional value of food (e.g., vitamin B12 in yogurt), and improving gut health (probiotics). They can also have industrial applications, such as producing lactic acid for various uses.

In the two feedbacks below, the blue regions comment on the question and response provided.

Note that while the content is the same, it only varies in the natural language used. Similar to the regions marked using violet, the feedback correct information pertaining to the question serves the error mitigation task. However, as seen earlier, they vary in the natural language used.