

Sketch-MoMa: Teleoperation for Mobile Manipulator via Interpretation of Hand-Drawn Sketches

Kosei Tanada¹, Yuka Iwanaga¹, Masayoshi Tsuchinaga¹, Yuji Nakamura¹, Takemitsu Mori¹, Remi Sakai², and Takashi Yamamoto²

Abstract—To use assistive robots in everyday life, a remote control system with common devices, such as 2D devices, is helpful to control the robots anytime and anywhere as intended. Hand-drawn sketches are one of the intuitive ways to control robots with 2D devices. However, since similar sketches have different intentions from scene to scene, existing work needs additional modalities to set the sketches’ semantics. This requires complex operations for users and leads to decreasing usability. In this paper, we propose Sketch-MoMa, a teleoperation system using the user-given hand-drawn sketches as instructions to control a robot. We use Vision-Language Models (VLMs) to understand the user-given sketches superimposed on an observation image and infer drawn shapes and low-level tasks of the robot. We utilize the sketches and the generated shapes for recognition and motion planning of the generated low-level tasks for precise and intuitive operations. We validate our approach using state-of-the-art VLMs with 7 tasks and 5 sketch shapes. We also demonstrate that our approach effectively specifies the detailed motions, such as how to grasp and how much to rotate. Moreover, we show the competitive usability of our approach compared with the existing 2D interface through a user experiment with 14 participants. Our videos and results are available at <https://toyotafrc.github.io/SketchMoMa-Proj>.

I. INTRODUCTION

Social implementation of assistive robots is a crucial solution to labor shortages and improving quality of life. If a user lives with a robot daily, in addition to autonomous features, easy teleoperation for everyone is helpful to execute tasks or support other family members inside their house and from the outside. To realize this goal, we have been working on an easy and intuitive teleoperation system enabling users to operate mobile manipulators anytime and anywhere [1].

Numerous teleoperation methods have recently been proposed. In particular, existing work uses VR or MR headsets [2, 3] and wearable gloves [4], achieving dexterous manipulation with intuitive, easy, and smooth control. Although users can realize precise robot control by using these devices as experts perform in the laboratory, such devices are not standard in public, making social implementation of the teleoperation systems difficult due to their cost. Additionally, in exchange for flexibility in operations,

¹Department of Advanced Robotics Research, Toyota Motor Corporation, 543, Kirigahora, Nishihiro-cho, Toyota, Aichi, Japan kosei.tanada@mail.toyota.co.jp

²Faculty of Information Science, Aichi Institute of Technology, 1247, Yachigusa, Yakusa-cho, Toyota, Aichi, Japan tyamamoto@aitech.ac.jp

This work has been submitted to the IEEE for possible publication. Copyright may be transferred without notice, after which this version may no longer be accessible.

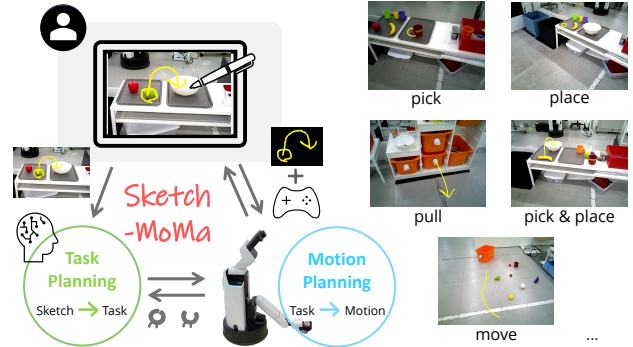


Fig. 1. We propose Sketch-MoMa: easy and intuitive teleoperation for mobile manipulation with hand-drawn sketches by combining task planning with a VLM and motion planning.

users find it difficult to carry these devices, which makes teleoperation less accessible. From these points of view, we believe that teleoperation using portable 2D devices is more user-friendly. Existing work proposes versatile teleoperation with 2D devices [5, 6], achieving precise navigation and manipulation. However, these methods require continuous interactions and a high memory load on users, decreasing the simplicity and intuitiveness of teleoperation, especially for mobile manipulation that requires various operations for navigation and manipulation. It is still challenging for mobile manipulators to achieve easy and intuitive operations with 2D devices as VR and wearable devices can.

Sketches are a user-friendly domain for robot actions [7, 8]. Users can freely communicate with the robot by drawing what they need on canvas (e.g., setting the robot’s path and a position to reach). However, it is necessary to understand what the hand-drawn sketches represent and convert the semantics into the commands for the robot. Existing work utilizes additional or detailed modality [9, 10, 8] to compensate for the lack of the semantics of the sketches. Since this requires complex inputs from the operators, the users may lose the simplicity and intuitiveness of the operations, falling into the same challenges as non-sketch 2D teleoperation methods. Recent work introduces Foundation Models (FMs) and proposes robotic policies conditioned by hand-drawn goal images [11] or sketched trajectories with grasping and releasing points [12]. Those approaches have limited intuitiveness as users still need to depict the instructions in a certain extent of detail. We believe that the required sketches should be as simple as circles and arrows to make User Interface (UI) easier and more intuitive. Such simple sketches, however, may have ambiguity in grounding to real-

world actions. For example, we need to differentiate similar arrow shapes as shown by two images in the right middle of Fig. 1 and transfer it to robot tasks, pick-and-place or pull. It is challenging to resolve such ambiguity while maintaining the simplicity and intuitiveness of the operations.

In this paper, we propose Sketch-MoMa, a teleoperation system for mobile manipulators that uses a 2D interface and simple hand-drawn sketches. Users control a mobile manipulator by drawing rough and intuitive sketches on our UI. We use the capability of Vision-Language Models (VLMs) to interpret hand-drawn sketches into downstream tasks of the robot and the sketched shapes. The user-given sketches are utilized in motion planning of the downstream tasks, achieving multiple mobile manipulations with feedback from the operator. We validate the capability of State-Of-The-Art (SOTA) VLMs with 7 simple tasks and 5 sketch shapes. We also demonstrate that our approach accurately performs the user-intended actions compared with existing code generation approaches with VLMs and Large Language Models (LLMs). Furthermore, a user study with 14 participants demonstrates competitive usability of our method compared to a baseline that controls each axis of the robot manually.

II. RELATED WORK

A. Teleoperation for Robotics

Various teleoperation methods using VR/MR [13, 2, 3, 14], wearable [4, 15], and customized devices [16, 17, 18] have been proposed. While these devices enable users to control robots flexibly as intended, they are not commonly used and affordable for end-users, making it difficult to use them for daily teleoperation. Some approaches focus on portable 2D devices [19, 6, 20, 21] that are widely used these days. Cabrera et al. [5] proposed a 2D interface for mobile manipulators that can control each robot axis using buttons on the camera image. However, the requirements of continuous interactions and a high memory burden increase the workload of the users. Our work applies hand-drawn sketches for the operation. This provides easy and intuitive task specifications with simple drawings and reduces required interactions for the operation.

B. Hand-drawn Sketches for Robot Operation

Sketches have been used for robot control to specify the map [22, 23], path [9, 24, 25, 26, 27], grasping objects [7], and tasks [8]. Lin et al. [7] used hand-drawn object sketches to detect and manipulate the objects. Since previous methods focus on teleoperation for manipulation or navigation separately, few approaches consider mobile manipulation with sketches. In addition, because of the lack of the semantics of the sketches, existing work requires additional modality (e.g., voice, text [9, 10]) or shape detection of the sketches for each task [8]). However, this requires users to input multimodality or remember all sketch shapes per task, which reduces the simplicity and intuitiveness of the operation. Our work presents a teleoperation method for mobile manipulators using simple sketches and VLMs to interpret the drawings to the desired robot tasks. This enables users to navigate

and manipulate the robot by drawing task-intended rough sketches.

C. Application of Foundation Models for Robotics

Recently, FMs have achieved significant progress in various fields, and robotics is no exception [28, 29, 30, 31, 32]. Existing work proposes robotic policies [33, 31], where they take the sensor and state observations with instructions and output robot actions (e.g., end-effector velocity). Recent work extends these policies and introduces hand-drawn sketches as goal images [11] or trajectory representations [12]. However, to ensure easy and intuitive teleoperation, we should achieve such robot actions with simpler and more intuitive sketches. Some approaches apply VLMs and LLMs for task and motion planning of the robots. Existing work grounds the common sense knowledge of VLMs and LLMs to robot data [34], a specific robotic concept [35], and code generation [36, 37]. More recently, some methods introduce visual prompting to make VLMs resolve manipulation [38] and navigation [39] in real-world settings. While much work focuses on text-based instructions with/without visual observation and prompting, few approaches propose to use instructions given on the image, such as sketches. If VLMs can interpret roughly drawn instructions on an image into robot tasks directly, the users can operate the robots by just giving simple and intuitive sketches. However, to the best of our knowledge, no proposed teleoperation methods apply and validate VLMs to understand the sketches as visual instructions for the robots. We propose a novel teleoperation method using sketches as visual instructions and VLMs to interpret the sketches into robotic tasks, achieving easy and intuitive teleoperation.

III. METHODOLOGY

A. System Overview

Fig. 2 shows the system overview of Sketch-MoMa. A user draws rough sketches on an observation image from the robot to specify the task. A VLM infers downstream tasks based on the given sketches, where the VLM takes text descriptions and the image overlaid by the sketches as inputs and outputs the tasks and the sketched shapes. The generated tasks are executed with recognition and motion planning based on the sketches. The user provides feedback at specific stages accordingly. We describe the task and motion planning in the following sections.

B. Understanding Sketched Instructions with VLMs

1) *Preliminaries*: Generally, a VLM \mathcal{V} takes a sequence of images \mathcal{I} and texts \mathcal{T}^i and outputs texts \mathcal{T}^o .

$$\mathcal{T}^o = \mathcal{V}(\mathcal{I}, \mathcal{T}^i). \quad (1)$$

In our method, $\mathcal{I} = I(o_t, S)$, where o_t is an observation image at time t , S is sketches drawn by a user, and I is a function to overlay S on o_t . \mathcal{T}^i is composed of two parts: pre-defined l_p and dynamically composed l_d . Here, $\mathcal{T}^i = [l_p, l_d]$. l_p is defined as $l_p = [l_s, l_e(l_o), l_q]$, where l_s describes the system overview including a list of possible tasks P , l_e is

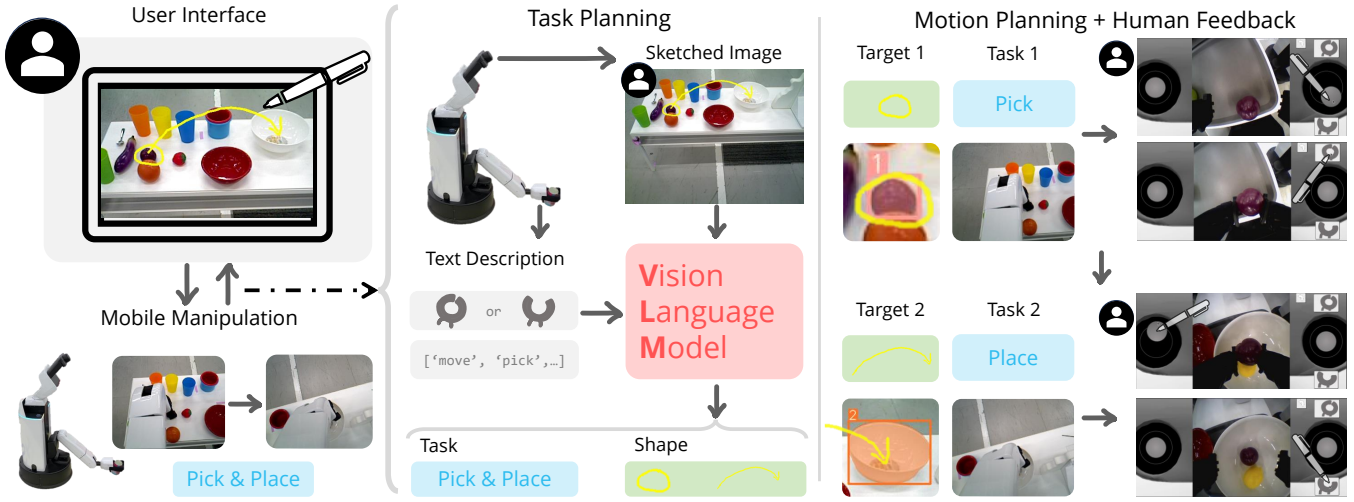


Fig. 2. Overview of Sketch-MoMa. Users can interact with a mobile manipulator via a 2D interface by some widgets and drawing sketches on the canvas (left above). We bridge sketch instructions to robot control by implementing task planning with a VLM and motion planning with user-given sketches.

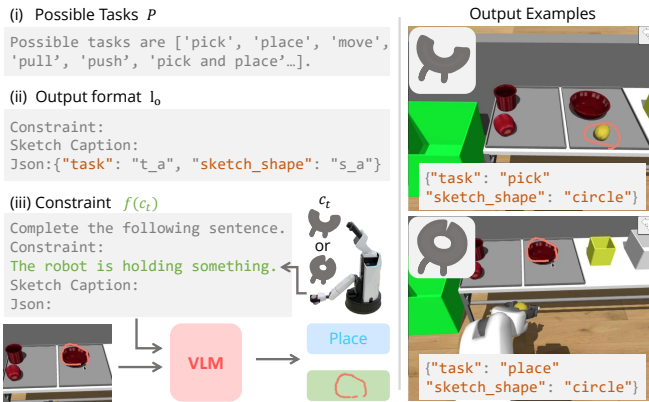


Fig. 3. Key text descriptions to ground a VLM to understand sketches.

examples of answers following a text output format l_o , and l_q asks a request to the VLM. l_d is defined as $l_d = T(f(c_t), l_o)$, where c_t is a constraint of the robot at time t , f is a mapping function from c_t to text, and T is a text-composing function. l_o has the same format provided in l_e .

2) *Grounding VLMs for Sketch Instructions:* We introduce three key prompts to understand hand-drawn instructions. Some parts of the actual prompts are shown in Fig. 3 left. (i) Possible Tasks P provides a list of tasks that can be executed. This enables VLMs to select a task according to the given sketches. We design the tasks and provide the names to the VLMs.

(ii) Output Format l_o provides a format to generate downstream tasks and sketched shapes. The format takes the form of JSON style and includes `task` and `sketch_shape` keys. The value of `task` is executed directly as a Python function, and `sketch_shape` is provided as the argument in the low-level module.

(iii) Constraint $f(c_t)$ describes the current constraint of the robot. Imagine that a user draws a circle on a bowl, as shown in Fig. 3 right. If there are the circle and task options `pick` and `place`, it is unclear which task the user intended to instruct. To resolve this ambiguity, we add a description of

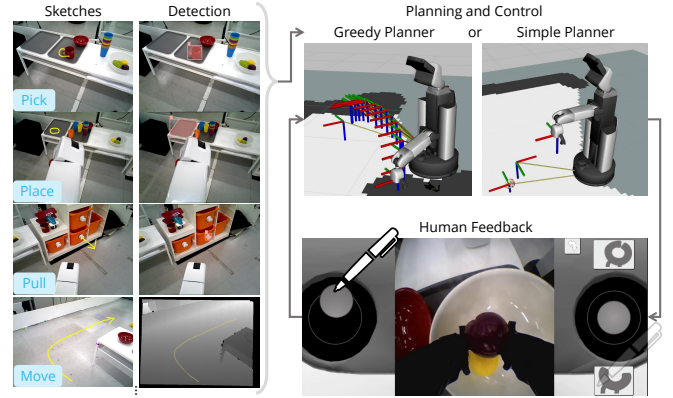


Fig. 4. In motion planning, we detect objects and their poses based on tasks, given sketches, and their shapes. We then plan the end-effector trajectory to the target objects. The robot asks for feedback from the user after reaching the target objects.

current `Constraint`. Specifically, we recognize the gripper state and describe whether the robot is holding an object or not in text format (e.g., “The robot is holding an object”). Incorporating `Constraint` prompt enables VLMs to infer tasks considering the current state of the robot.

C. Motion Planning with User-given Sketches.

We describe how we use user-given sketches and inferred sketch shapes in recognition and motion planning of downstream tasks.

1) *Manipulation: Object Detection:* We introduce object segment detection based on the sketches. We first detect all object segmentation in the scene and then extract the largest object area in bounding boxes constructed by the sketches. We use minimum and maximum pixel positions of sketches to form the bounding boxes. When the inferred sketch shape is “arrow”, we use the sketch’s starting and ending points to create the bounding boxes. We use FastSAM [40] and track the detected segmentation with XMem++ [41].

Grasp Pose Selection: We introduce grasp pose detection based on the generated sketch shape. When users draw a

TABLE I
TASK-AND-SHAPE PAIRS INCLUDED IN DATASET

	Circle	U-shape	Arrow	Path	Circle&Arrow
Pick	✓	✓			
Place	✓		✓		
Move			✓	✓	
Pull	✓	✓	✓		✓
Push			✓		✓
Drop			✓		
Pick&Place			✓		✓




Fig. 5. Variation of sketches for the instruction of detailed motions. We provide 4 directions for grasping with a U-shape and two rotations with an arrow shape. We set numbers on objects with SoM [44] for VoxPoser [36] to make VLMs understand the specified objects visually.

circle or arrow shape, we use object pose detection based on the tracked segmentation described in Sec. III-C.1. We use Scaled-Balanced-Grasp [42] to detect the grasp pose. When the user draws a U-shape, we use a heuristic approach that calculates the reaching direction from the right, left, front, or above of the object. The examples of the U-shape sketches are shown in Fig. 5(a).

Trajectory Planning and Whole-body Control: The robot plans the end-effector trajectory from the current pose to the detected target pose and performs the whole-body control. We use a static greedy planner of the end-effector trajectory inspired by Voxposer [36] and the whole-body control deployed in HSR [43]. In our user study (Sec. IV-D), we use a simple planner that approaches the target step by step for time efficiency.


Human Feedback with UI: Basically, the operator uses a left joystick for translation of the robot base and a right joystick for view control on UI (Fig. 4 right bottom). After reaching the target pose, the robot asks the operator to adjust the end-effector position and grasp or release the object using the joysticks and grasp/release buttons. In this adjustment, the left joystick controls the end-effector in the depth direction, and the right joystick supports translation in the image plane of the hand camera. After the adjustment, the robot has the control returned and moves on to the following motions.

2) *Navigation: Path Specification:* We use the sketches to set the path of the robot on the floor by extracting the depth values at the sketch points (Fig. 4 left bottom).

IV. EXPERIMENTS

We consider the following three Research Questions.

- Q1 Can SOTA VLMs interpret hand-drawn sketches to downstream robot tasks with our proposal?
- Q2 Does the proposed method achieve teleoperation as intended by the user with specific sketch shapes?
- Q3 Does the proposed teleoperation with sketches have positive user experiences in mobile manipulation?



(a) Environment (b) Task
Fig. 6. Environment and task scenes of our user study.

A. Inference Accuracy of SOTA VLMs

We validate the capability of VLMs to generate shapes and robot tasks from hand-drawn sketches. We collect a dataset containing 5000 pairs of sketched images and texts, including 7 tasks and 5 sketch shapes. Each image overlaid by sketches captures a scene similar to the World Robot Summit (WRS) competition site [45]. The texts are the ground truth of the tasks and shapes. The 7 tasks are 6 single tasks (Pick, Place, Move, Pull, Push, and Drop) and a multi-task, Pick-and-Place (P&P). The 5 sketch shapes are Circle, U-shape, Arrow, Path, and Circle-and-Arrow (C&A). Table I shows the pairs of tasks and sketch shapes included in the dataset. We provide prompts described in Sec. III-B.2 in a zero-(without examples) and few-shot (with examples) manner. We randomly select 50 pairs for each task and shape and show *inference success rate* (ISR) with them. ISR is set as a success when the VLM reasons the correct task or shape. We validate two models: GPT-4V [46] and Gemini Pro [47].

Table II left shows the validation results of task inference. Gemini gets higher ISRs on 5 tasks, and GPT-4V (GPT) scores the highest on Pick. Both models score higher in a few-shot manner than a zero-shot manner, except for Push. All ISRs on Push are low in the same way. Table II right shows the results of shape inference. Gemini scores the highest on all shapes except for Arrow in a zero-shot manner, while GPT gets a higher score on Arrow in a few-shot manner. GPT scores higher in a few-shot manner on U-shape, Arrow, and Path than in a zero-shot manner. Gemini gets higher scores in a zero-shot manner for most tasks than a few-shot manner.

B. Task Reliability in Real World.

We validate the execution for the same 6 tasks as Sec. IV-A except for Drop in real world. We draw Circle and U-shape on Pick, Circle on Place, Arrow on Pull and Push, C&A on P&P, and Path on Move. We test each task 10 times in the WRS environment and show ISR and *task success rate* (TSR). TSR is successful when the task is executed as desired. We use GPT-4V as a VLM in a few-shot manner.

Table III shows ISRs and TSRs in a real-world environment. We demonstrate high ISRs and TSRs on Pick, Place, Move, and Pick&Place. ISRs are lower on Pull and Push than the other tasks, especially on Push.

C. Robot Operation with Sketches for Detailed Motions

We test the adaptability of our method using specific sketches for detailed motions. As validation tasks, we select Pick as a verified task and Rotate as a new task. Fig. 5 shows the variation of hand-drawn sketches for each task. On Pick,

TABLE II
INFERENCE SUCCESS RATES [%] WITH 50 PAIRS ON OUR DATASET.

Task	Zero		Few		Shape	Zero		Few	
	GPT	Gemini	GPT	Gemini		GPT	Gemini	GPT	Gemini
	Pick	46	46	84*		52	Circle	72	98
Place	78	78	94	96	U-shape	24	88	58	24
Move	96	96	84	100	Arrow	70	70	84	70
Pull	50	50	80	84	Path	74	100	90	74
Push	14	14	12	4	Circle&Arrow	20	20	18	20
Drop	2	2	50	74	-	-	-	-	-
Pick&Place	36	36	58	60	-	-	-	-	-

* Bold style shows the highest score in each item.

we use U-shape sketches from 4 directions: the right, left, above, and front of the object, instructing how to grasp it. On Rotate, we use $+\pi$ and $-\pi$ Arrow sketches, instructing how and how much to rotate the object. We also draw the word “rotate” with Arrow since we observe a significant difference in the VLM’s accuracy, where the VLM incorrectly selects Pick when only drawing Arrow. Since we see this difference by chance, more explorations are necessary in the future. We set VoxPoser [36] and CodeasPolicies (CaP) [37] as baselines. These two methods achieve various robotic tasks by using LLMs and VLMs for robotic code generation. We introduce the baselines since we consider the possibility of generating function parameters considering the sketches as desired (e.g., `grasp_from("right")` or `rotate(π)`). We design text prompts for baselines with direction (right, left, above, and front) and rotation ($\pi/2$, $-\pi/2$, π , $-\pi$) parameters. For baselines, we use a VLM for the initial code generation and a LLM for the following generations. For VoxPoser, since we do not use text instructions to specify target objects, we use SoM [44] to overlay numbers on the objects and provide the list of objects’ numbers to the VLM and LLM. We use *variation success rate* (VSR) and TSR as metrics. VSR is set as a success for baselines if the VLM reasons the correct direction/rotation parameters (Cap and VoxPoser) and object (VoxPoser). VSR is successful for our method if the VLM outputs the correct sketch shapes and the parameters are calculated as desired. We set TSR to a success when the robot completes the desired task. We use GPT-4V as a VLM since ISR is higher on Pick, as shown in Table II. We also use GPT-4 [48] as an LLM because of the compatibility of implementation with GPT-4V.

Table IV shows the success rates with motion-detailed sketches. Our method demonstrates high VSRs and TSRs on both tasks, while baselines mostly fail to generate the correct parameters of the motions.

D. User Study of Teleperation

We have a user experiment¹ to investigate the usability of our method. $N = 14$ participants from our internal workers join the experiment (12 men and two women, $M_{\text{age}} = 39.6$). The participants control HSR [43] in the WRS environment (Fig. 6(a)) at most 4 hours, two hours with our method and the other two hours with a baseline [5] that controls each

¹The experiment is approved by Toyota Motor Corporation’s Research Ethic Review Board (ID: 2024TMC209).

TABLE III
TASK VALIDATION IN REAL WORLD.

Task	ISR ¹	TSR ²
Pick	10/10	7/10
Place	10/10	7/10
Move	10/10	9/10
Pull	5/10	4/10
Push	0/10	0/10
P&P	10/10	7/10

¹ inference success rate

² task success rate

axis of the robot using a 2D interface. After the participants approve an informed consent, they practice controlling HSR until they are used to it. Then, they challenge two tasks: Tidy-up and Serve (Fig. 6(b)). On Tidy-up, they clear away 7 objects on the floor into a red box. On Serve, they move three fruit toys on a tray into a white bowl and carry the bowl to a table in another room. They have 20 minutes for each task. We explain to the participants that they should perform the tasks carefully, not quickly. If the robot stops because of joint or local network errors, a staff pauses a timer, checks the robot, and restarts the experiment. After the experiments, they answer 4 questionnaires for the evaluation. The one is NASA-TLX [49]. NASA-TLX first asks participants to score workload with 6 subjective: Mental Demand, Physical Demand, Temporal Demand, Performance, Effort, and Frustration, from 0 to 100. Then, it asks which subjective the participants think is more important for all pairs of 6 subjective (15 pairs) to create an individual weight for the subjective. The other 3 questions are about difficulty, intuitiveness, and enjoyment of the operation in 5 Likert scales [50]. We use the following questions: “Was the operation of the robot difficult?” for difficulty, “Was the operation of the robot as intended?” for intuitiveness, and “Did you enjoy operating the robot?” for enjoyment. Five scales are “Strongly True”, “True”, “Neutral”, “False”, “Strongly False”. We set corresponding scales of 1 to 5 from “Strongly True” to “Strongly False”. We statistically analyze four metrics: Weighted Work Load m_w of NASA-TLX, difficulty m_d , intuitiveness m_i , and enjoyment m_e . We also measure the means of execution time, t_{tidy} and t_{serve} , and success rates, r_{tidy} and r_{serve} in both tasks. We use GPT-4V since it scores reliable ISRs on Pick, Place, and Move, as shown in Table II.

Table V shows results, means μ , corrected sample standard deviations s , p values p , and Hedge’s g of metrics. Although we do not observe statistically significant differences in all metrics, our method shows competitive scores compared with a baseline. Our method scores lower m_w and better m_d and m_e , while a baseline scores better m_i . We observe small effect sizes ($|g| > 0.2$) for all metrics. Our method scores longer time and low success rates in both tasks, as shown in Table VI. We discuss the results in Sec. IV-E.3

TABLE IV

VALIDATION WITH SKETCHES CONTAINING DETAILED SPECIFICATION.

Task	Variation	Ours		CaP [37]		VoxPoser [36]	
		VSR ¹	TSR ²	VSR	TSR	VSR	TSR
Pick	Right	9/10 ³	7/10	0/10	0/10	4/10	0/10
	Left	6/10	5/10	2/10	1/10	4/10	0/10
	Above	7/10	7/10	1/10	1/10	7/10	0/10
	Front	8/10	7/10	2/10	1/10	6/10	0/10
Rotate	$+\pi$	9/10	8/10	3/10	1/10	5/10	4/10
	$-\pi$	9/10	9/10	1/10	0/10	3/10	2/10

¹ variation success rate ² task success rate³ Bold style shows the highest score in VSRS of each item.

TABLE V

STATISTICAL RESULT OF METRICS ON USER STUDY.

Metrics	Ours		Baseline			
	μ^*	s^*	μ	s	p^*	g^*
m_w	45.2 [†]	19.0	53.4	17.0	0.09	0.45
m_d	2.93	1.00	2.50	1.09	0.16	0.41
m_i	2.71	0.99	2.35	1.01	0.13	-0.36
m_e	1.50	0.51	1.64	0.49	0.34	0.28

* μ : mean, s : corrected sample standard deviation, p : p value, g : Hedge’s g [†] Bold style shows higher scores.

E. Discussion

1) Q1. Can SOTA VLMs interpret hand-drawn sketches on an observation image to downstream robot tasks?:

The High ISRs with GPT and Gemini on tasks except for Push show that SOTA VLMs can understand operational instructions given by sketches and select correct tasks using our framework. Since both models have higher success rates in most tasks in a few-shot manner than a zero-shot manner, we can ground the VLMs in our concept. Gemini is less successful on Pick, where it hallucinates a wrong constraint of the robot, leading to incorrect task inference. Regarding sketch shapes, Gemini observes higher ISRs in a zero-shot manner on Circle, Arrow, U-shape, and Path, while GPT observes a higher ISR on Arrow in a few-shot manner. This shows that we can utilize the VLM’s capability to understand the differences of some simple sketches. We observe lower success rates for multi-shape sketches, demonstrating difficulties for VLMs in recognizing them separately. High TSRs in the real world, except for Pull and Push, show that our approach enables users to specify some simple tasks with sketches without additional modalities. We score fewer TSRs on Pull and Push since the VLM interprets the arrow sketches for Pull as Move and the arrow for Push as Pull or Move. The sketches and the robot constraint for Move, Pull, and Push are similar, making it more difficult to differentiate the instructions for the VLM. We also consider that the VLM cannot yet understand the spatial relationships related to the scene and sketches since it does not identify the spatial difference of the arrow direction between Pick and Pull.

2) Q2. Does the proposed method achieve teleoperation as intended by the user with specific sketch shapes?: Our approach effectively realizes detailed motions with sketches. A VLM tends to reason wrong parameters with CaP on both tasks. Although the VLM improves the accuracy of inference

TABLE VI

TASK PERFORMANCE ON USER STUDY.

	r_{tidy}	r_{serve}	t_{tidy}	t_{serve}
Ours	13/14	6/13	923	830
Baseline	13/14	11/13	802	463

with VoxPoser, it is still less accurate than our approach and has more difficulty generating downstream codes, leading to significantly lower TSRs than our method. This shows that it is difficult for the VLM to reason the motion parameters from visual instructions, and our approach effectively connects visual instructions to robot operation.

3) Q3. Does the proposed teleoperation with sketches have positive user experiences in mobile manipulation?:

Our method scores competitive usability compared with a baseline. Although we do not observe statistically significant differences, participants feel less m_w and better m_d and m_e when using our method. Additionally, even though participants have lower performances in completing tasks in the experiments, they feel more positive experiences about m_w , m_d , and m_e with our method than a baseline. It is possible that users find it hard to make cognitive judgments and operate the robot continuously. In this respect, the sketches show the potential of an interface that anyone can easily use. While some participants feel intuitive, our method gets lower m_i than the baseline. Although our method provides task executions with sketches, users must adjust the reaching position every time. In fact, some participants find it difficult to use our feedback system. Since the experience can be improved once the system is stabilized, we need to confirm this after the system improvement in the future. Four of 6 participants who score “Neutral” and “False” for m_i experience inaccurate autonomous movement, and the other two of 6 complain of incorrect object detection. Some participants also feel irritated about waiting for the answer from the VLM. Introducing more robust autonomous features and deploying VLMs in the local environment can improve the usability of our method. Most participants complete Tidy-up with our method, while half do not finish Serve accurately. In failure cases on Serve, 4 participants dropped objects while carrying the bowl, and three collide with the environment in navigation. In addition to stable object handling, it is essential to provide a sufficient view of the environment for the users.

V. CONCLUSIONS

We proposed Sketch-MoMa, a teleoperation system for mobile manipulation via hand-drawn sketches. We validated the capability of VLMs with 7 tasks and 5 sketch shapes. Our method was effective in specifying motion details, such as how to grasp and how much to rotate. Our user study showed the competitive usability of our method compared with a baseline and the potential of sketches as an easy interface. Our future goal is to apply various tasks based on users’ varied sketches and stabilize the system to increase usability, enabling users to operate the robot anytime and anywhere.

ACKNOWLEDGMENT

We thank Masahiro Kagi, Taro Kono, and Kota Shinjo for their contributions to the creation of the evaluation tool and Shigemichi Matsuzaki for his contribution to proofreading and reviewing of this paper.

REFERENCES

- [1] K. Hashimoto, F. Saito, T. Yamamoto, and K. Ikeda, "A field study of the human support robot in the home environment." In *Proc. of the 2013 IEEE Workshop on Advanced Robotics and its Social Impacts*, IEEE, 2013, pp. 143–150.
- [2] X. Cheng, J. Li, S. Yang, G. Yang, and X. Wang, "Open-television: Teleoperation with immersive active visual feedback." In *Proc. of the 8th Annual Conference on Robot Learning*, 2024.
- [3] A. Iyer, Z. Peng, Y. Dai, I. Guzey, S. Haldar, S. Chintala, and L. Pinto, "OPEN TEACH: A versatile teleoperation system for robotic manipulation." In *Proc. of the 8th Annual Conference on Robot Learning*, 2024.
- [4] M. Caeiro-Rodríguez, I. Otero-González, F. A. Mikic-Fonte, and M. Llamas-Nistal, "A systematic review of commercial smart gloves: Current status and applications," *Sensors*, vol. 21, p. 2667, 8 2021.
- [5] M. E. Cabrera, T. Bhattacharjee, K. Dey, and M. Cakmak, "An exploration of accessible remote tele-operation for assistive mobile manipulators in the home." In *Proc. of the 2021 30th IEEE International Conference on Robot and Human Interactive Communication, RO-MAN 2021*, Institute of Electrical and Electronics Engineers Inc., 2021, pp. 1202–1209.
- [6] D. Kent, C. Saldanha, and S. Chernova, "A comparison of remote robot teleoperation interfaces for general object manipulation." In *Proc. of the ACM/IEEE International Conference on Human-Robot Interaction*, IEEE Computer Society, 2017, pp. 371–379.
- [7] H. Lin, C. Cheang, Y. Fu, and X. Xue, "I know what you draw: Learning grasp detection conditioned on a few freehand sketches." In *Proc. of the 2022 International Conference on Robotics and Automation (ICRA)*, IEEE, 2022, pp. 8417–8423.
- [8] D. Shah, J. Schneider, and M. Campbell, "A sketch interface for robust and natural robot control," *Proceedings of the IEEE*, vol. 100, pp. 604–622, 3 2012.
- [9] D. Porfrio, L. Stegner, M. Cakmak, A. Sauppé, A. Albarghouthi, and B. Mutlu, "Sketching robot programs on the fly." In *Proc. of the ACM/IEEE International Conference on Human-Robot Interaction*, IEEE Computer Society, 2023, pp. 584–593.
- [10] W. Zu, W. Song, R. Chen, Z. Guo, F. Sun, Z. Tian, W. Pan, and J. Wang, "Language and sketching: An llm-driven interactive multimodal multitask robot navigation framework." In *Proc. of the 2024 IEEE International Conference on Robotics and Automation (ICRA)*, IEEE, 2024, pp. 1019–1025.
- [11] P. Sundaresan *et al.*, "Rt-sketch: Goal-conditioned imitation learning from hand-drawn sketches." In *Proc. of the RSS 2024 Workshop: Data Generation for Robotics*, 2024.
- [12] J. Gu *et al.*, "Rt-trajectory: Robotic task generalization via hindsight trajectory sketches." In *Proc. of the The Twelfth International Conference on Learning Representations*, 2024.
- [13] K. A. Szczurek, R. M. Prades, E. Matheson, J. Rodriguez-Nogueira, and M. D. Castro, "Multimodal multi-user mixed reality human-robot interface for remote operations in hazardous environments," *IEEE Access*, vol. 11, pp. 17 305–17 333, 2023.
- [14] S. Dass, W. Ai, Y. Jiang, S. Singh, J. Hu, R. Zhang, P. Stone, B. Abbatematteo, and R. Martín-Martín, "Telemoma: A modular and versatile teleoperation system for mobile manipulation." In *Proc. of the 2nd Workshop on Mobile Manipulation and Embodied Intelligence at ICRA 2024*, 2024.
- [15] C. Wang, H. Shi, W. Wang, R. Zhang, L. Fei-Fei, and C. K. Liu, "Dexcap: Scalable and portable mocap data collection system for dexterous manipulation." In *Proc. of the RSS 2024 Workshop: Data Generation for Robotics*, 2024.
- [16] M. Hagenow, E. Senft, R. Radwin, M. Gleicher, B. Mutlu, and M. Zinn, "Corrective shared autonomy for addressing task variability," *IEEE Robotics and Automation Letters*, vol. 6, pp. 3720–3727, 2 2021.
- [17] P. Wu, Y. Shentu, Z. Yi, X. Lin, and P. Abbeel, "Gello: A general, low-cost, and intuitive teleoperation framework for robot manipulators," Tech. Rep., 2023. [Online]. Available: <http://arxiv.org/abs/2309.13037>.
- [18] T. Zhao, V. Kumar, S. Levine, and C. Finn, "Learning fine-grained bimanual manipulation with low-cost hardware." In *Proc. of the Robotics: Science and Systems XIX*, Robotics: Science and Systems Foundation, 2023.
- [19] Y. Qin, W. Yang, B. Huang, K. Wyk, H. Su, X. Wang, Y.-W. Chao, and D. Fox, "Anyteleop: A general vision-based dexterous robot arm-hand teleoperation system." In *Proc. of the Robotics: Science and Systems XIX*, Robotics: Science and Systems Foundation, 2023.
- [20] A. E. Leeper, K. Hsiao, M. Ciocarlie, L. Takayama, and D. Gossow, "Strategies for human-in-the-loop robotic grasping." In *Proc. of the Proceedings of the seventh annual ACM/IEEE international conference on Human-Robot Interaction*, ACM, 2012, pp. 1–8.
- [21] D. Kent, C. Saldanha, and S. Chernova, "Leveraging depth data in remote robot teleoperation interfaces for general object manipulation," *The International Journal of Robotics Research*, vol. 39, pp. 39–53, 1 2020.
- [22] F. Boniardi, A. Valada, W. Burgard, and G. D. Tipaldi, "Autonomous indoor robot navigation using a sketch interface for drawing maps and routes." In *Proc. of the 2016 IEEE International Conference on Robotics and Automation (ICRA)*, IEEE, 2016, pp. 2896–2901.
- [23] F. Boniardi, B. Behzadian, W. Burgard, and G. D. Tipaldi, "Robot navigation in hand-drawn sketched maps." In *Proc. of the 2015 European Conference on Mobile Robots (ECMR)*, IEEE, 2015, pp. 1–6.
- [24] L. Chen, K. Takashima, K. Fujita, and Y. Kitamura, "Pinpointfly: An egocentric position-control drone interface using mobile ar." In *Proc. of the Conference on Human Factors in Computing Systems - Proceedings*, Association for Computing Machinery, 2021.
- [25] C. Gebhardt, B. Hepp, T. Naegeli, S. Stevsic, and O. Hilliges, "Airways: Optimization-based planning of quadrotor trajectories according to high-level user goals," 2019.
- [26] D. Sakamoto, K. Honda, M. Inami, and T. Igarashi, "Sketch and run: A stroke-based interface for home robots." In *Proc. of the Proceedings of the SIGCHI Conference on Human Factors in Computing Systems*, ACM, 2009, pp. 197–200.
- [27] T. Igarashi, R. Kadobayashi, K. Mase, and H. Tanaka, "Path drawing for 3d walkthrough." In *Proc. of the UIST (User Interface Software and Technology): Proceedings of the ACM Symposium*, Association for Computing Machinery, 1998, pp. 173–174.
- [28] Y. Hu *et al.*, "Toward general-purpose robots via foundation models: A survey and meta-analysis," Tech. Rep., 2023. [Online]. Available: <http://arxiv.org/abs/2312.08782>.
- [29] R. Firoozi *et al.*, "Foundation models in robotics: Applications, challenges, and the future," *The International Journal of Robotics Research*, 2024.
- [30] K. Kawaharazuka, T. Matsushima, A. Gambardella, J. Guo, C. Paxton, and A. Zeng, "Real-world robot applications of foundation models: A review," Tech. Rep., 2024. [Online]. Available: <http://arxiv.org/abs/2402.05741>.
- [31] B. Zitkovich *et al.*, "Rt-2: Vision-language-action models transfer web knowledge to robotic control." In *Proc. of the 7th Annual Conference on Robot Learning*, 2023.
- [32] A. O'Neill *et al.*, "Open x-embodiment: Robotic learning datasets and rt-x models : Open x-embodiment collaboration." In *Proc. of the 2024 IEEE International Conference on Robotics and Automation (ICRA)*, IEEE, 2024, pp. 6892–6903.
- [33] A. Brohan *et al.*, "Rt-1: Robotics transformer for real-world control at scale." In *Proc. of the Robotics: Science and Systems XIX*, Robotics: Science and Systems Foundation, 2023.
- [34] N. Palo and E. Johns, "Keypoint action tokens enable in-context imitation learning in robotics." In *Proc. of the Robotics: Science and Systems XX*, Robotics: Science and Systems Foundation, 2024.
- [35] K. Rana, J. Haviland, S. Garg, J. Abou-Chakra, I. Reid, and N. Suenderhauf, "Sayplan: Grounding large language models using 3d scene graphs for scalable robot task planning." In *Proc. of the 7th Annual Conference on Robot Learning*, 2023.
- [36] W. Huang, C. Wang, R. Zhang, Y. Li, J. Wu, and L. Fei-Fei, "Voxposer: Composable 3d value maps for robotic manipulation with language models." In *Proc. of the 7th Annual Conference on Robot Learning*, 2023.

- [37] J. Liang, W. Huang, F. Xia, P. Xu, K. Hausman, B. Ichter, P. Florence, and A. Zeng, "Code as policies: Language model programs for embodied control." In *Proc. of the 2023 IEEE International Conference on Robotics and Automation (ICRA)*, IEEE, 2023, pp. 9493–9500.
- [38] K. Fang, F. Liu, P. Abbeel, and S. Levine, "Moka: Open-world robotic manipulation through mark-based visual prompting." In *Proc. of the Robotics: Science and Systems XX*, Robotics: Science and Systems Foundation, 2024.
- [39] S. Nasiriany *et al.*, "Pivot: Iterative visual prompting elicits actionable knowledge for vlms." In *Proc. of the Forty-first International Conference on Machine Learning*, 2024.
- [40] X. Zhao, W. Ding, Y. An, Y. Du, T. Yu, M. Li, M. Tang, and J. Wang, "Fast segment anything," Tech. Rep., 2023. [Online]. Available: <http://arxiv.org/abs/2306.12156>.
- [41] M. Bekuzarov, A. Bermudez, J.-Y. Lee, and H. Li, "Xmem++: Production-level video segmentation from few annotated frames." In *Proc. of the 2023 IEEE/CVF International Conference on Computer Vision (ICCV)*, IEEE, 2023, pp. 635–644.
- [42] H. Ma and D. Huang, "Towards scale balanced 6-dof grasp detection in cluttered scenes." In *Proc. of the 6th Annual Conference on Robot Learning*, 2022.
- [43] T. Yamamoto *et al.*, "Development of human support robot as the research platform of a domestic mobile manipulator," vol. 6, no. 4, 2019.
- [44] J. Yang, H. Zhang, F. Li, X. Zou, C. Li, and J. Gao, "Set-of-mark prompting unleashes extraordinary visual grounding in gpt-4v," Tech. Rep., 2023. arXiv: 2310.11441 [cs.CV]. [Online]. Available: <https://arxiv.org/abs/2310.11441>.
- [45] L. Contreras, T. Yamamoto, Y. Matsusaka, and H. Okada, "Towards general purpose service robots: World robot summit – partner robot challenge," *Advanced Robotics*, vol. 36, pp. 812–824, 17-18 2022.
- [46] Openai, "Gpt-4v(ision) system card," Tech. Rep., 2023. [Online]. Available: https://cdn.openai.com/papers/GPTV_System_Card.pdf.
- [47] GeminiTeam *et al.*, "Gemini: A family of highly capable multi-modal models," Tech. Rep., 2023. [Online]. Available: <http://arxiv.org/abs/2312.11805>.
- [48] OpenAI *et al.*, "Gpt-4 technical report," Tech. Rep., 2023. [Online]. Available: <http://arxiv.org/abs/2303.08774>.
- [49] S. G. Hart and L. E. Staveland, "Development of nasa-tlx (task load index): Results of empirical and theoretical research," in. 1988, pp. 139–183.
- [50] R. Likert, "A technique for the measurement of attitudes.," *Archives of Psychology*, vol. 22 140, p. 55, 1932.