

Let the Fuzzy Rule Speak: Enhancing In-context Learning Debiasing with Interpretability

Ruixi Lin Yang You

Department of Computer Science
National University of Singapore
{ruixi,youy}@comp.nus.edu.sg

Abstract

One of the potential failures of large language models (LLMs) is their imbalanced class performances in text classification tasks. With in-context learning (ICL), LLMs yields good accuracy for some classes but low accuracy for others. This imbalance is particularly problematic when misclassifications lead to user dissatisfaction or safety risks. While the root causes may lie in the data, addressing them from the source through training is neither easy nor cost-effective. To delve deeper, the imbalance stems from certain classes consistently receiving disproportionately high ICL probabilities, while others receive lower probabilities, resulting in under-prediction and lower accuracy in the latter. Crucially, probability ranges vary in their impact on the imbalance, enabling precise corrections by range. Therefore, this work introduces an inference-time debiasing method, FuRud (**F**uzzy **R**ule **O**ptimization-based **D**ebiasing), to tackle this issue. FuRud addresses core interpretability challenges by determining why certain classes require corrections and tailoring adjustments for each sample and class probability. Tailored corrections use fuzzy sets with triangular membership functions, because they can transform per-sample class probabilities based on probability ranges. Each class selects one from 19 triangular membership functions, solving a nonlinear integer programming selection problem with simulated annealing, to minimize class accuracy bias (COBias) and maximize overall accuracy without updating LLM parameters. Notably, across seven benchmark datasets, FuRud reduces COBias by more than half (56%), while achieving a relative increase of 21% in overall accuracy, outperforming state-of-the-art debiasing methods.

1 Introduction

In-context learning (ICL) allows large language models (LLMs) to perform text classification tasks by prompting them with a few demonstrative examples. However, the classification outputs are often *biased* due to the web data used to train the models, leading to imbalanced class accuracies. Addressing such imbalance while improving overall accuracy is a compelling frontier in the realm of *debiasing*. In particular, the skewness in the output space can be alleviated by test-time corrections on output logits or probabilities. For example, prior work has explicitly targeted mitigating class accuracy differences and proposed an evaluation metric as COBias [1], which is the averaged absolute pairwise class accuracy differences, to facilitate learning correction weights for each class. While effective, the prior method treats all samples with the same set of correction weights, hindering straightforward explanations on if and which certain classes need corrections. What’s challenging is to tailor corrections in a per-sample, per-class manner.

A direct cause of COBias is that ICL tends to assign specific ranges of output probabilities to each class. When some classes receive high probabilities for any input example, others may often have lower probabilities. The consequence is that latter classes are less frequently predicted than the

former, which results in consistently lower accuracies, calling for methods that learn corrections to ICL class probability representations. On the sample level, for all instances within a ground-truth class A, it is a plain observation that instances with a low prediction probability in class A will have lower accuracy compared to those with a higher class A prediction probability. The latter instances may not need as much amplification in class A prediction probability as the former instances. This suggests that instances within the same class, but with different given probability ranges, require distinct treatments.

All these aspects facilitate the possibility of learning tailored corrections for each class and for each sample. In other words, an interpretable correction should asymmetrically amplify or reduce different ranges of an output class’s probabilities. This paper addresses the pressing need for enhanced understandings in how biased ICL predictions happen, and propose a per-sample, per-class correction method leveraging fuzzy representation techniques. Specifically, we answer the following research questions.

RQ1: What is the interpretability challenge in correcting in-context learned representations?

Given an N -class classification dataset, we denote the m -th instance’s input prompt and class as (x_m, y_m) , where x_m consists of a task instruction, few-shot demonstrative examples, the input text and a question on its class. An LLM in-context learns output class probabilities $\mathbf{p}_m = (p_{m1}, \dots, p_{mN})$ (normalized over N classes), then the prediction \hat{y}_m is $\arg \max_i p_{mi}$. The \mathbf{p}_m may need corrections in one or more of the classes, to reduce imbalance in class accuracy and improve overall accuracy. The interpretability challenges raised in this process can be specified as (1) detecting which classes need corrections, and (2) for each correction-needed class, applying range-specific amplifications/reductions.

RQ2: How can we achieve interpretable corrections with fuzzy rules? In short, we leverage membership functions to achieve interpretable corrections. For more backgrounds, interpretable machine learning systems need a human-readable subset of input attributes to generate the target [2, 3], so they often use fuzzy rules and fuzzy memberships, which provide interpretable quantifiers of given attributes (such as the size, *Small*), to learn these systems [4, 5, 6]. In classical fuzzy rule classification systems, input attributes are assigned to fuzzy sets to generate rules for pattern classification [7, 8, 9, 10, 11]. A fuzzy classification system contains multiple human-readable rules, which can be as simple as “1. If attribute Bare Nuclei is *Small* then the consequent (predicted) class is *Benign*. 2....3. If attribute Uniformity of Cell Size is *not Small* then the consequent class is *Malignant*.” [11]. Here, *Small* and *not Small* are fuzzy sets, and their corresponding membership functions quantify the level of participation of each given attribute in the respective fuzzy set. Membership functions provide the core interpretability of fuzzy systems.

In this work, we extend fuzzy membership functions to help with debiasing. A membership function is a curve that maps an input attribute to a fuzzy value between 0 and 1 [12]. We can view class probabilities as input attributes, and use membership functions to transform the given probabilities to fuzzy values, which are exactly corrected probabilities if the membership functions are selected under debiasing objectives. The key intuition is that a membership function can asymmetrically amplify or reduce different ranges of inputs. That is, a fuzzy rule based debiaser is applied to p_{mi} , denoted as $f_{A_i}(p_{mi})$, where A_i is a fuzzy set for class i , and its membership function f_{A_i} maps p_{mi} to a corrected $p'_{mi} := f_{A_i}(p_{mi})$. The debiaser can be viewed as a **single rule**:

$$\underbrace{\text{If class 1 is } A_1 \text{ and ... and class } N \text{ is } A_N}_{\text{Antecedent}} \text{ then } \underbrace{\text{predict } \arg \max_j f_{A_j}(p_{mj})}_{\text{Consequent}} \quad (1)$$

Our goal is to optimize the selection of membership functions towards mitigating COBias and improving overall accuracy. Specially, we include a *Don’t Change* membership function that will keep a class unchanged, suggesting that the LLM in-context learns an accurate probability for the class. When a correction is needed, the membership function detects the probability range that a class’s probability belongs to, and updates it with the function value.

To this end, we propose a **Fuzzy Rule Optimization based Debiasing** method, FuRud, which achieves good improvements over accuracy and COBias while providing sample-level interpretability, demonstrated by extensive experiments (Section 4) and discussions (Section 5). FuRud leverages combinatorial optimization to do the selection. Based on an optimization set of few-shot prompted instances (few-shot ICL output class probabilities with ground truths) from a downstream task, each class selects a membership function from 19 triangular membership functions, towards the multi-objectives

of COBias and accuracy. In other words, ICL probabilities across answer classes are combined with ground-truth answers, fed into the FuRud multi-objective nonlinear integer programming model, which jointly selects membership functions for each class. During inference, class probabilities for a test instance are similarly obtained. The learned membership functions apply tailored corrections to the class probabilities. Figure 1 is an overview, illustrating the corrections and resulting performance gains.

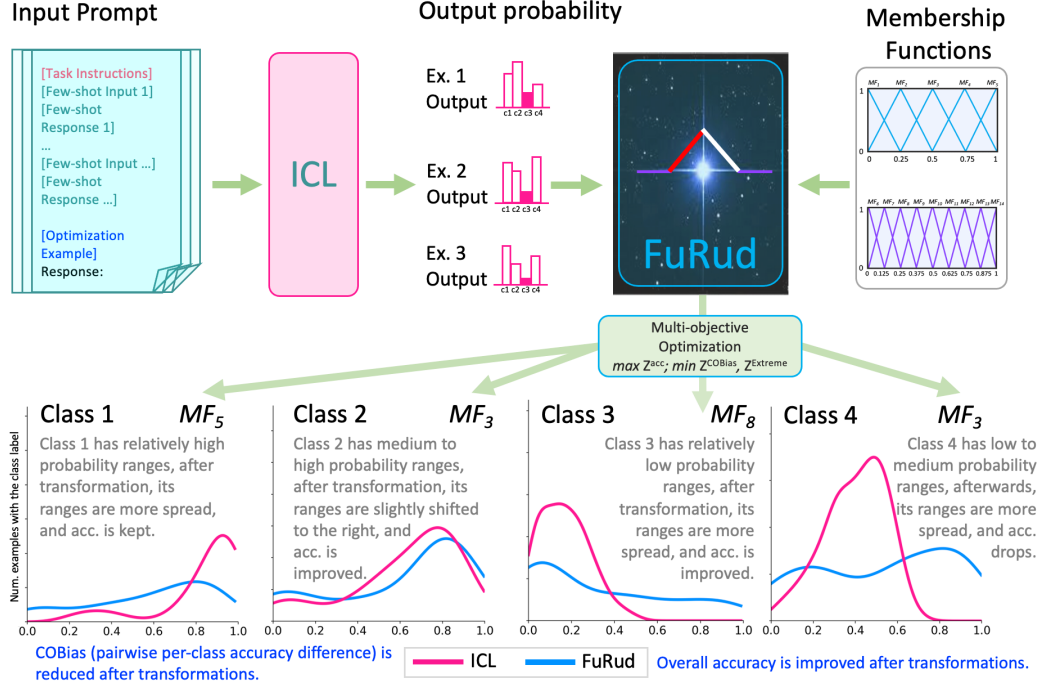


Figure 1: An overview of FuRud. For few-shot prompted instances, we measure probabilities across answer classes. These probabilities and ground-truth answers are aggregated into the FuRud multi-objective nonlinear integer programming model to jointly learn optimal membership functions for each class. During inference, class probabilities for a test instance are obtained similarly, and the learned membership functions apply tailored corrections. This figure is for illustration purposes only, we use 1-shot prompting in experiments, and actual range changes and improvements vary across datasets.

To highlight, the membership functions learned by FuRud enable sample-level interpretability. FuRud let us know whether an LLM in-context learns an accurate class probability for a given instance. For example, if *Don't Change* is selected, it means the LLM has learned relatively accurate probabilities for the class; otherwise, it means that corrections may apply. The source code will be released upon paper publication. In summary, our contributions are:

- We propose a fuzzy rule based debiasing method (FuRud) for per-sample, per-class ICL output correction.
- We formulate a multi-objective nonlinear integer programming model that selects triangular membership functions for each class, to minimize class accuracy differences (COBias) and maximize overall accuracy.
- Across seven benchmarks, FuRud has greatly reduced COBias and improved overall accuracy. For example, it reduces the original ICL COBias by a relative decrease of 56% and improves ICL accuracy by a relative increase of 21%; it also achieves higher accuracy (avg. accuracy reaching 72.0%) and competitive COBias (avg. COBias dropping to 17.8%) over state-of-the-art debiasing methods.

2 Related Work

Language Model Bias Mitigation. At the heart of debiasing is detecting biased patterns that arise in a large language model (LLM)’s outputs. Prior work has found various prediction biases in ICL, and address the biased patterns by methods of contextual prompt engineering and output adjustment [13, 14, 15]. Particularly, on classification tasks, researchers have found that LLMs’ outputs are sensitive to ICL formatting, such as prompt templates, demonstrations, and verbalizers [16, 17, 18]; besides, LLMs tend to output common tokens in the pre-training data [15]. These bias factors lead to majority label bias [15], COBias (pairwise class accuracy differences) [1], *etc.*, causing imbalanced per-class accuracies, and researchers address these biases by making output distribution calibrations [15, 19, 20], or by class probability re-weighting [1]. For example, Zhao et al. [15] calibrate the output distribution with content-free/dummy test prompts. Zhou et al. [20] calibrate the output distribution in a test-time manner, estimating a contextual correction term of each class on a batch of test examples; the proposed Batch Calibration (BC) method outperforms previous calibration methods [15, 19] on a range of text classification tasks. Lin and You [1] re-weights output probabilities by a set of class-specific weight coefficients; the proposed Debiasing as Nonlinear Integer Programming method (DNIP) achieves much lower COBias with higher accuracy than the ICL baseline. Though these debiasing methods effectively adjust ICL outputs, they do not emphasize interpretable bias handling. For example, a calibration method may not explicitly explain why a class needs corrections, or users may not fathom how a re-weighting method performs the exact corrections a class need.

3 Fuzzy Rule Optimization Based Debiasing

In the fuzzy rule setting, for N classes, each class selects a fuzzy set A_i , or equivalently, a membership function f_{A_i} , from a family of K fixed fuzzy sets. We let $F = \{f_1, \dots, f_k, \dots, f_K\}$ denote the family of membership functions. The membership function selection problem is solved using simulated annealing. FuRud is a combinatorial optimization model, so it is performed in inference time on an optimization set of ICL output class probabilities with ground-truth labels, without LLM parameter updates. The selected membership functions are directly applied to transform test-time class probabilities.

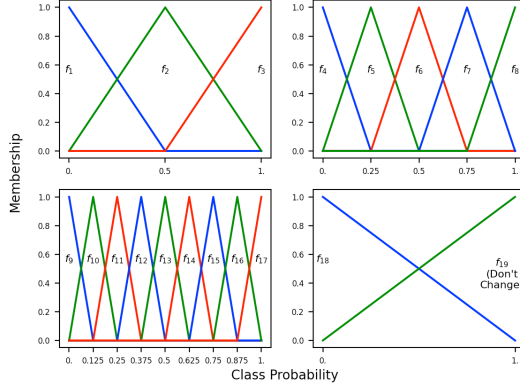


Figure 2: 19 triangular membership functions.

Membership Functions. Each class selects from 19 triangular membership functions. Triangular membership functions are popular for fuzzy rule-based classification [8], as the speed of changes is easily controlled by the slope, and the linearity is computationally efficient. Without knowing the expected fuzzy partitions in downstream datasets, we employ four fuzzy partitions, resulting in 19 triangular membership functions of different granularities, shown in Figure 2, including the *Don't Change* membership function - the identity function. Other membership functions represent a sharp or smooth transformation of the input value. More details are provided in Appendix A. The general form of a triangular membership function $f_k(\cdot)$ can be written as:

$$f_k(p_{mi}; a_k, b_k, c_k) = \begin{cases} 0, & \text{if } p_{mi} \leq a_k \\ \frac{p_{mi} - a_k}{b_k - a_k}, & a_k \leq p_{mi} \leq b_k \\ \frac{c_k - p_{mi}}{c_k - b_k}, & b_k \leq p_{mi} \leq c_k \\ 0, & \text{otherwise} \end{cases} \quad (2)$$

where a_k, b_k, c_k are the left endpoint, the input value where the peak is reached, and the right endpoint of f_k . For example, for f_{11} , the a_k, b_k, c_k values are 0.125, 0.25, 0.375 respectively.

Then, the updated probability p'_{mi} is computed by:

$$p'_{mi} = \begin{cases} p_{mi}, & \text{if } \sum_{i=1}^N p'_{mi} = 0 \\ \sum_k f_k(p_{mi}) \mathbb{1}(\kappa_i = k), & \text{otherwise} \end{cases} \quad (3)$$

where κ_i is the integer selection variable for class i . $\mathbb{1}(\cdot)$ evaluates to 1 if the condition inside is satisfied, otherwise 0. Furthermore, in case $p'_{mi} = 0$ for all classes, we reset each to be its original probability in \mathbf{p}_m . Therefore, $\hat{y}_m = \arg \max_i p'_{mi}$.

Multi-Objective Programming and Energy Function. Let $\boldsymbol{\kappa} = (\kappa_1, \dots, \kappa_N)$ be the integer selection variables for classes 1, ..., N , where κ_i is chosen from the given set of membership functions, and $\kappa_i = k$ means f_k is chosen. Our goal is to learn $\boldsymbol{\kappa}$ that improve ICL classifications under two main evaluation metrics, accuracy and COBias [1], i.e., our multi-objective spans across lowering COBias and increasing accuracy.

Crucially, we balance class accuracy by explicitly modeling COBias on the optimization set. The first objective is:

$$\min Z^{\text{COBias}} = \frac{1}{N C_2} \sum_{i=1}^{N-1} \sum_{j=i+1}^N |\text{Acc}_i - \text{Acc}_j| \quad (4)$$

where $N C_2 = N(N-1)/2$, Acc_i is the accuracy score of class i on the optimization set.

The second objective is to improve overall accuracy:

$$\max Z^{\text{Acc}} = \frac{1}{|S^{\text{Opt}}|} \sum_{m \in S^{\text{Opt}}} \mathbb{1}\{\hat{y}_m = y_m\} \quad (5)$$

where S^{Opt} is the indices of optimization instances.

To further handle extreme cases of low class accuracies, we penalize classes that fail to reach an accuracy threshold, and minimize the loss between the threshold and per-class accuracy (cut off at 0). The third objective is:

$$\min Z^{\text{Extreme}} = \sum_{i=1}^N \max\{0, \lambda - \text{Acc}_i\} \quad (6)$$

where λ is a fixed threshold value.

The above objective functions are a mix of minimization and maximization, and the resulted multi-objective programming model requires integer variables. Each of them alone corresponds to an integer programming problem, which is NP-complete [21]. Classic solutions for integer programming use operational research techniques, such as Branch-and-Bound, often used for linear integer programming problems. It could be difficult for such methods to handle nonlinear integer programming models which contain non-differentiable functions. Consequently, a series of metaheuristic algorithms have emerged, such as Simulated Annealing (SA), and each metaheuristic has their own strengths and limitations. We use one of the metaheuristics, SA, to tackle the proposed mathematical model. The SA implementation follows [1]. Since it is difficult to solve each one as an individual optimization problem and force an optimal solution, our strategy is instead to compute a weighted sum of $1 - Z^{\text{Acc}}$, Z^{COBias} , Z^{Extreme} as a single energy function E to be optimized. Hence, the multi-objectives are combined into a total minimization objective:

$$\min_{\boldsymbol{\kappa}} E(\boldsymbol{\kappa}; \boldsymbol{\lambda}, \mathbf{p}') \quad (7)$$

where $E(\boldsymbol{\kappa}; \boldsymbol{\lambda}, \mathbf{p}') = \omega + \sum_{h \in S^{\text{Obj}}} \gamma^h Z^h$, S^{Obj} is the names of the penalty functions corresponding to the individual objectives, and ω, γ^h s are penalty parameters. Therefore, the SA algorithm optimizes on E to obtain an optimal set of membership functions.

In summary, Eq. 4 targets minimizing COBias, Eq. 5 targets maximizing overall accuracy, and Eq. 6 targets maximizing per-class accuracy, which enforces it to meet a threshold; Eq. 7 combines the three objectives as a multi-objective function. Details on how Eq. 7 is optimized are described in experimental setups (Section 4.1).

4 Experiments

4.1 Experimental Setups

Evaluation Tasks and Evaluation Metrics. The proposed method is evaluated on a diverse range of text classification datasets, including AGNews [22], a 4-class news topic classification; DBpedia [23], a 14-class ontology classification dataset derived from Wikipedia; SST-5 [24], a 5-class sentiment classification dataset; TREC [25, 26], a 6-class question classification dataset; RTE [27], a binary entailment recognition dataset; and two biomedical domain-specific datasets, including DDI [28], a 5-class drug-drug interaction relation extraction dataset; PubMedQA [29], a 3-class biomedical question answering dataset. Each evaluation dataset is split into optimization/development/test sets. We follow [1] to preprocess the datasets. Evaluation metrics are accuracy and COBias.

FuRud Setups. The 19 triangular membership functions in Figure 2 form the base of selections for FuRud. We take the full or a subset of training instances from a downstream dataset to perform FuRud optimization. We prompt Llama-2-13B in 1-shot manner to obtain softmax probabilities at the output token over the entire vocabulary, which is then normalized over the classes. These ICL class probabilities and ground-truth labels are used to form the optimization set. The energy function we used is a special form of Equation 7 with $\omega = 1, \gamma^{\text{Acc}} = -1, \gamma^{\text{COBias}} = \alpha, \gamma^{\text{Extreme}} = \beta$. That is, the final multi-objective optimization function is $\min_{\kappa} Z = 1 - Z^{\text{Acc}} + \alpha Z^{\text{COBias}} + \beta Z^{\text{Extreme}}$, where we learn κ_i for class $i = 1, \dots, N$ on the optimization set. Each κ_i is selected from the given set of membership functions, and $\kappa_i = k$ denotes that membership function f_k is selected. At inference time, let $p = (p_1, \dots, p_i, \dots, p_N)$ be the ICL class probabilities of a test instance, then these probabilities are transformed by the learned membership functions, according to Eq. 3. The final corrected prediction is $\hat{y} = \arg \max_i f_{\kappa_i}(p_i)$.

The FuRud model Z is solved using simulated annealing (SA). The core step of SA is to sample a new solution $\kappa = (\kappa_1, \dots, \kappa_N)$, e.g., (16, ..., 8), which is evaluated against Z . If the new Z is smaller, FuRud accepts the new solution; otherwise, it accepts the new solution with an acceptance probability $\exp(-\Delta Z/T)$, where T is the temperature at the step. The values of α, β are tuned on the development set. Since we do not know an estimate for the expected threshold value λ in downstream tasks, we set it to 0.5 for simplicity. Prompting is done on a 80G A100 GPU. The SA algorithm executes on an AMD EPYC 7742 CPU with execution time in the scale of minutes.

We compare FuRud with the ICL baseline and two state-of-the-art ICL debiasing methods, including DNIP [1] and BC [20]. For fair comparisons, for each dataset, we prompt with three different 1-shot demonstrations and obtain three sets of initial probabilities. The demonstration is randomly sampled from optimization examples. The average test accuracy and COBias over three runs are reported.

4.2 Main Results

Method	Acc. \uparrow				COBias \downarrow			
	ICL	BC	DNIP	FuRud	ICL	BC	DNIP	FuRud
AGNews	79.9 _{7.0}	82.5 _{5.0}	87.9 _{0.7}	85.7 _{3.4}	28.3 _{16.1}	23.1 _{12.1}	6.3 _{0.6}	6.9 _{1.6}
DBpedia	88.6 _{1.7}	89.1 _{1.5}	93.4 _{0.6}	92.2 _{0.4}	16.2 _{3.7}	15.4 _{3.3}	7.7 _{0.6}	9.2 _{0.6}
SST-5	44.9 _{4.3}	47.6 _{2.3}	48.3 _{1.9}	48.8 _{3.8}	53.1 _{5.0}	49.8 _{10.7}	18.7 _{10.1}	22.2 _{8.4}
TREC	68.5 _{10.8}	72.9 _{4.4}	77.1 _{2.0}	77.3 _{3.9}	35.9 _{6.5}	31.9 _{5.1}	14.2 _{1.3}	18.5 _{1.4}
RTE	71.5 _{2.2}	76.1 _{0.6}	74.3 _{0.8}	74.5 _{1.8}	43.4 _{7.0}	16.4 _{1.9}	4.3 _{3.3}	7.1 _{5.0}
DDI	7.2 _{0.9}	14.4 _{2.5}	40.4 _{6.0}	69.3 _{6.3}	45.6 _{5.9}	32.6 _{7.6}	7.5 _{3.2}	36.8 _{4.6}
PubMedQA	55.1 _{2.9}	55.5 _{1.3}	63.1 _{14.0}	55.9 _{5.4}	61.2 _{1.9}	26.2 _{3.2}	41.1 _{29.6}	24.0 _{8.4}
Avg.	59.4	62.6	69.2	72.0	40.5	27.9	14.3	17.8

Table 1: Test accuracy and COBias (%); average scores over three runs are reported. FuRud outperforms previous methods in accuracy, and is on par with DNIP in COBias.

Table 1 shows the test accuracy and COBias of ICL, BC, DNIP, and FuRud. Comparing FuRud to the ICL baseline, the average relative accuracy increase is 21%, and the average relative COBias reduction is 56%. The average test accuracy of FuRud over seven benchmarks is 72%, which outperforms the accuracy of BC and DNIP; the average test COBias of FuRud is 17.8%, which is comparable to

Dataset, Classes	Test Sentence (w/o prompt)	Test Label	ICL Class Prob.	ICL Prediction	Membership Function	Corrected Class Prob.	Corrected Prediction	Explanations
AGNews World, Sports, Business, Tech	US unemployment claims slip but picture still murky, NEW YORK Fewer Americans lined up to claim first-time jobless benefits last week but analysts said the modest decline said very little about the current state of the labour market.	Business	[0.42, 0.01, 0.32, 0.25]	World	f_7, f_{16}, f_{11}, f_7	[0, 0, 0.47, 0]	Business	By FuRud, all classes need corrections. For this test instance, original ICL wrongly predicts <i>Busi.</i> as <i>World</i> . After correction, probability of class <i>Busi.</i> becomes highest, leading to the right prediction.
DBpedia Company, School, Artist, Athlete, Politician, Transportation, Building, Nature, Village, Animal, Plant, Album, Film, Book	Floyd Thomas Christian Sr. (December 18 1914 – May 11 1998) was Florida Commissioner of Education from 1965 to 1973. Christian was born in Bessemer Alabama. He moved to Pinellas County with his family in 1927...	Politician	[0, 0.16, 0.08, 0.64, 0.12, 0, 0, 0, 0, 0, 0, 0]	Athlete	$f_3, f_{16}, f_7, f_8, DC, f_2, f_2, f_2, f_{16}, f_{16}, DC, DC, DC$	[0, 0, 0, 0, 0.12, 0, 0, 0, 0, 0, 0, 0]	Politician	By FuRud, 4 out of 14 classes apply Don't Change (Their ICL probability is relatively accurate), including class <i>Politician</i> . Though ICL probability of the actual class <i>Polit.</i> is 0.12 and unchanged after correction, classes like <i>Ath.</i> 's probability is corrected to 0 by f_8 , leading to the right prediction.

Table 2: Examples of sample-level corrections and explanations.

DNIP with obtains the lowest COBias (14.3%) among the methods compared. It is noted that FuRud uses the full optimization set to make a fair comparison to DNIP. However, FuRud can also work in a few-shot optimization manner, as discussed in Section D. On top of that, FuRud provides per-sample, per-class interpretability, as analyzed in the following section.

4.3 Interpretability Analysis

We visualize per-class probability changes after FuRud corrections in Figure 3. AGNews and RTE are taken as examples (other datasets’ results are similar). For both, class accuracy of around half of the classes are increased or kept. More importantly, the worst-performing class by ICL significantly improves, where the relatively low to medium probability ranges of the worst-performing class gets amplified, whereas the relatively high probability ranges of other classes gets slightly reduced. This shows FuRud’s effective amplifications or reductions in the most correction-needed probability ranges of a class.

To further see this, on the all-sample level, Figure 4 shows the transformation of test instances labeled *Business* (AGNews). In addition, per-sample corrections are exemplified in Table 2, with explanations. In Figure 4, all 1,204 test instances can be divided into 5 groups by their class *Business* probability, ranging from [0.0, 0.2] to [0.8, 1.0]. Instances whose class *Business* probability is in [0.0, 0.4] have low accuracies (0 and 9%), suggesting that they need corrections most. These instances are effectively transformed by the membership function f_{11} . The red color highlights the activated pieces, resulting in corrected probability ranges of the instances and improved accuracies (9% and 66%).

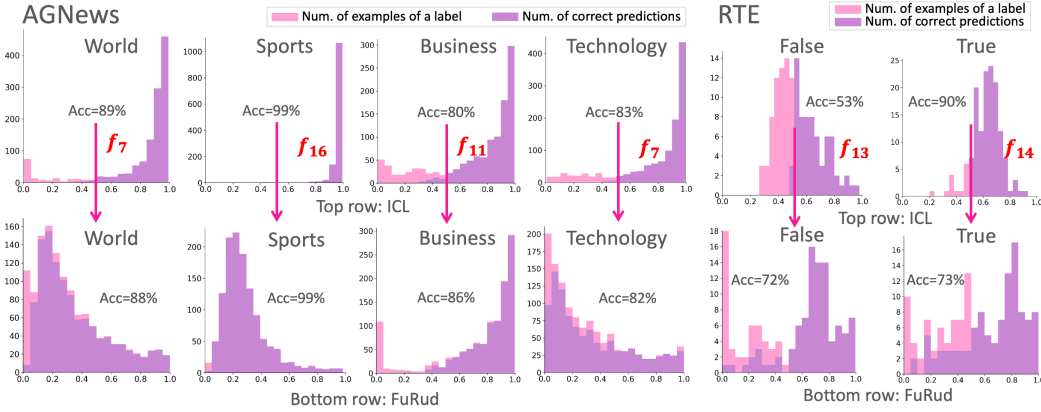


Figure 3: Class probabilities before and after applying corrections. For each task, we report results of the seed 1 run out of 3 runs. There was a stark ICL accuracy difference of 37% between *True* and *False* on RTE. FuRud addresses it by amplifying the medium range of *False* and simultaneously reducing the relatively high range of *True*.

5 Discussion

5.1 FuRud Greatly Improves Highly Skewed Letter Based ICL Outputs

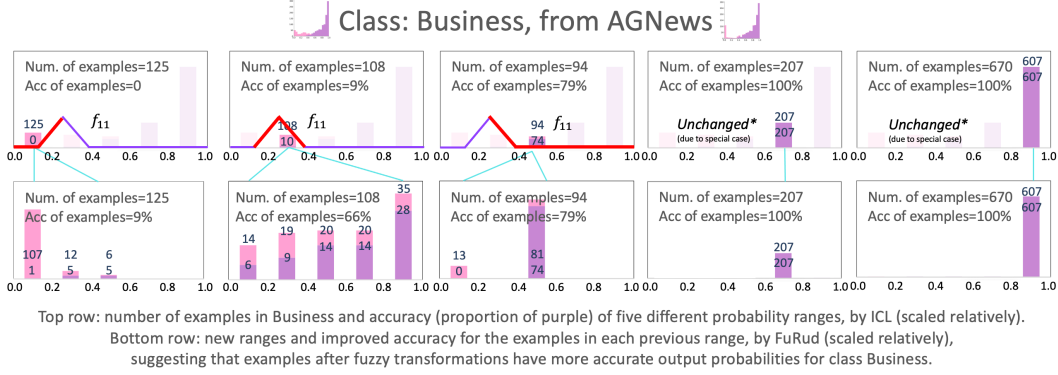


Figure 4: Zooming in on transformations applied to class *Business* from AGNews, whose accuracy increases from 80% (ICL) to 86%. The special case returns the original class probability of an example when transformed probabilities sum to 0 (Eq. 3).

FuRud greatly improves highly skewed letter based ICL Outputs, by relatively 54% COBias reduction and 44% accuracy increase. In details, we experiment with a different set of prompt output choices - the letter options, which could lead to more shallow pattern matching than using token label options. When letter label options are used in a prompt, a model is expected to output a single letter choice of “A”, “B”, etc. corresponding to a class label, resulting in highly skewed outputs. In fact, LLMs have been shown to have a tendency to select a certain letter option regardless of the content, e.g., a model could over-predict the letter “A” [30], suggesting moderate to high class accuracy imbalance. We find similar issues when evaluating the seven datasets using letter options. For example, on AGNews, the LLM is biased to predict “B” (*Sports*), leading to an average of 99% accuracy in *Sports* and 12% accuracy in *Business* over three runs.

Method	Acc.	COBias
ICL (letter)	36.9 _{13.6}	47.2 _{15.6}
FuRud (letter)	53.1 _{10.5}	21.6 _{8.2}

Table 3: Test scores (%) on letter based ICL outputs, averaged over all datasets.

Table 3 shows test accuracy and COBias for ICL and FuRud, averaged over seven datasets, where FuRud improves accuracy by a relative 44% and achieves a significant COBias reduction of a relative 54% over ICL. Besides the tabled results, on AGNews, overall test accuracy improves from 45% to 66%, COBias reduces from 54% to 10%. Class accuracy changes are: *World*, 40% → 69%; *Sports*, 99% → 70%; *Business*, 12% → 66%; *Technology*, 27% → 59%. These results suggest that FuRud can debias ICL class probabilities no matter how the input prompt may vary the outputs.

5.2 Effect of Membership Function Granularities

We experiment with different combinations of the four fuzzy partitions in Figure 2, in addition to the main results using all partitions. The partitions are characterized by different rates of change, i.e., different absolute values of slopes of the rising/falling edges. A larger slope indicates more granularities. The slopes for the top left, top right, bottom left, and bottom right partitions are ± 1 , ± 2 , ± 4 , ± 8 respectively. Specifically, the bottom right partition has the *Don't Change* function $y = x$ and its symmetric function $y = 1 - x$, which will be referred to as the DC partition. Since the *Don't Change* function plays a vital role in keeping some classes unchanged, we experiment with five combinations, including DC, and DC with each partition of slope ± 2 , ± 4 , ± 8 . The accuracy and COBias scores of five combinations are shown in Figure 5. The average score of seven datasets are reported, and for each dataset, the average accuracy and COBias over three runs is taken. COBias reduces with higher granularities and accuracy slightly decreases. DC can reach 74% accuracy, being 15% higher than ICL accuracy, but




Figure 5: Accuracy-COBias tradeoff with 5 combinations of fuzzy partitions.

The average score of seven datasets are reported, and for each dataset, the average accuracy and COBias over three runs is taken. COBias reduces with higher granularities and accuracy slightly decreases. DC can reach 74% accuracy, being 15% higher than ICL accuracy, but

the improvement is mainly from DDI, suggesting that DC alone is not enough. The optimal accuracy and COBias is achieved with mixed partitions.

In addition, the *Don't Change* function is essentially needed in debiasing. We perform an ablation analysis with the partition ± 8 only, and find that, while achieving similar accuracies, its COBias is 6% higher than using DC with partition ± 8 . Moreover, for example, 4 out of 14 classes on DBpedia are optimized with *Don't Change*, suggesting that keeping certain classes unchanged is necessary for jointly optimizing overall accuracy and COBias. This demonstrates that a dedicated *Don't Change* function is needed in the multi-objective optimization.

In summary, higher membership function granularities are good for COBias reduction. However, although it is tempting to include as many membership functions as possible to reduce COBias, there is the accuracy-COBias tradeoff. Too many membership functions may not further boost accuracy and could induce more computational costs.

5.3 More Discussions

FuRud's Performances on More LLMs. For more LLMs of varied sizes and families, FuRud consistently improves both overall accuracy and COBias, showcased by additional results on Llama-2-7B and GPT-2-XL in Appendix B.

FuRud's Performances under More ICL Demonstration Selection Strategies. To further see how demonstrations in the prompt affect performances, we additionally prompt Llama-2-13B with an additional demonstration selection strategy, k-shot prompting, where k is the number of classes; a demonstrative example from each class is randomly selected from the optimization set, and these examples are cascaded. FuRud significantly improves accuracy and COBias in this setting, as detailed in Appendix C.

Computational Costs. As for computational costs, the computational time of FuRud optimization is in the scale of minutes, from several minutes to around 30 minutes, depending on the dataset (e.g., number of classes, optimization set sizes, etc). For DNIP, the computational time is similarly in the scale of minutes. For BC, it applies an analytical calculation on all samples' ICL probabilities, introducing small computational overhead.

Interpretability compared: DNIP and FuRud. The DNIP method shows good debiasing performances, but it applies indiscriminate reduction (or relative amplification) to the probabilities, making it difficult to capture the varying degrees of influence of different probability ranges to the accuracy bias, potentially limiting its interpretability. The use of fuzzy membership functions overcomes this issue, and this is a main innovation of our paper.

Can we use the traditional fuzzy rule based systems for debiasing? That would require maintaining multiple candidate rules like " R_q : If the probability of class 1 is A_{q1} and ... and the probability of class N is A_{qN} , then predict Y_q ," where Y_q is the consequent/target class. Training such rules is computationally expensive, and inference time for a winning rule grows with the number of candidates. Additionally, calculating the product of membership values could cause issues such as overflow, and achieving high accuracy might demand an overwhelming number of rules, making the system inefficient. In contrast, FuRud could implicitly capture many rules found in traditional fuzzy classification systems. For more discussions, please refer to Section E.

6 Conclusion and Future Work

We present FuRud, an inference-time fuzzy rule based debiasing method to correct ICL output class probabilities with interpretability. FuRud learns a sample-level correction function which decides if a class needs correction and how, and the class probability correction is tailored by the function. On a diverse set of text classification benchmarks, FuRud greatly reduces COBias while enhancing overall accuracy over ICL results, outperforming state-of-the-art debiasing methods.

References

- [1] Ruixi Lin and Yang You. Cobias and debias: Minimizing language model pairwise accuracy bias via nonlinear integer programming, 2024. URL <https://arxiv.org/abs/2405.07623>.

- [2] Neil Jethani, Mukund Sudarshan, Yindalon Aphinyanaphongs, and Rajesh Ranganath. Have We Learned to Explain?: How Interpretability Methods Can Learn to Encode Predictions in their Interpretations. *Proceedings of Machine Learning Research*, 130:1459–1467, 2021. URL <https://www.ncbi.nlm.nih.gov/pmc/articles/PMC8096519>.
- [3] Diogo V. Carvalho, Eduardo M. Pereira, and Jaime S. Cardoso. Machine learning interpretability: A survey on methods and metrics. *Electronics*, 8(8), 2019. URL <https://www.mdpi.com/2079-9292/8/8/832>.
- [4] Eric M. Vernon, Naoki Masuyama, and Yusuke Nojima. Integrating white and black box techniques for interpretable machine learning. In Xin-She Yang, Simon Sherratt, Nilanjan Dey, and Amit Joshi, editors, *Proceedings of Ninth International Congress on Information and Communication Technology*, pages 639–649, 2024.
- [5] Giulia Vilone and Luca Longo. Explainable artificial intelligence: a systematic review, 2020. URL <https://arxiv.org/abs/2006.00093>.
- [6] Hisao Ishibuchi and Yusuke Nojima. Analysis of interpretability-accuracy tradeoff of fuzzy systems by multiobjective fuzzy genetics-based machine learning. *International Journal of Approximate Reasoning*, 44(1):4–31, 2007. URL <https://www.sciencedirect.com/science/article/pii/S0888613X06000405>.
- [7] Hisao Ishibuchi, Tomoharu Nakashima, and Tadahiko Murata. Performance Evaluation of Fuzzy Classifier Systems for Multidimensional Pattern Classification Problems. *IEEE Transactions on Systems, Man, and Cybernetics, Part B (Cybernetics)*, 29(5):601–618, 1999. doi: 10.1109/3477.790443. URL <https://ieeexplore.ieee.org/document/790443>.
- [8] Hisao Ishibuchi, Takashi Yamamoto, and Tomoharu Nakashima. Hybridization of Fuzzy GBML Approaches for Pattern Classification Problems. *IEEE Transactions on Systems, Man, and Cybernetics, Part B (Cybernetics)*, 35(2):359–365, 2005. URL <https://ieeexplore.ieee.org/abstract/document/1408064>.
- [9] Yusuke Nojima and Hisao Ishibuchi. Multiobjective Fuzzy Genetics-based Machine Learning with a Reject Option. In *2016 IEEE International Conference on Fuzzy Systems (FUZZ-IEEE)*, pages 1405–1412, 2016.
- [10] Filip Rudziński. A multi-objective genetic optimization of interpretability-oriented fuzzy rule-based classifiers. *Applied Soft Computing*, 38:118–133, 2016. URL <https://www.sciencedirect.com/science/article/abs/pii/S1568494615006109>.
- [11] Marian B. Gorzałczany and Filip Rudziński. Interpretable and accurate medical data classification – a multi-objective genetic-fuzzy optimization approach. *Expert Systems with Applications*, 71:26–39, 2017. doi: <https://doi.org/10.1016/j.eswa.2016.11.017>. URL <https://www.sciencedirect.com/science/article/pii/S0957417416306467>.
- [12] L.A. Zadeh. Fuzzy sets. *Information and Control*, 8(3):338–353, 1965. URL <https://www.sciencedirect.com/science/article/pii/S001999586590241X>.
- [13] Tom Brown, Benjamin Mann, Nick Ryder, Melanie Subbiah, Jared D Kaplan, Prafulla Dhariwal, Arvind Neelakantan, Pranav Shyam, Girish Sastry, Amanda Askell, Sandhini Agarwal, Ariel Herbert-Voss, Gretchen Krueger, Tom Henighan, Rewon Child, Aditya Ramesh, Daniel Ziegler, Jeffrey Wu, Clemens Winter, Chris Hesse, Mark Chen, Eric Sigler, Mateusz Litwin, Scott Gray, Benjamin Chess, Jack Clark, Christopher Berner, Sam McCandlish, Alec Radford, Ilya Sutskever, and Dario Amodei. Language models are few-shot learners. In *Advances in Neural Information Processing Systems*, volume 33, pages 1877–1901. Curran Associates, Inc., 2020. URL https://proceedings.neurips.cc/paper_files/paper/2020/file/1457c0d6bfc4967418bfb8ac142f64a-Paper.pdf.
- [14] Timo Schick, Sahana Udupa, and Hinrich Schütze. Self-Diagnosis and Self-Debiasing: A Proposal for Reducing Corpus-Based Bias in NLP. *Transactions of the Association for Computational Linguistics*, 9:1408–1424, 12 2021. URL https://doi.org/10.1162/tac1_a_00434.

- [15] Zihao Zhao, Eric Wallace, Shi Feng, Dan Klein, and Sameer Singh. Calibrate Before Use: Improving Few-shot Performance of Language Models. In *Proceedings of the 38th International Conference on Machine Learning*, pages 12697–12706, 2021. URL <https://proceedings.mlr.press/v139/zhao21c.html>.
- [16] Sewon Min, Xinxi Lyu, Ari Holtzman, Mikel Artetxe, Mike Lewis, Hannaneh Hajishirzi, and Luke Zettlemoyer. Rethinking the Role of Demonstrations: What Makes In-Context Learning Work? In *Proceedings of the 2022 Conference on Empirical Methods in Natural Language Processing*, pages 11048–11064, 2022. URL <https://aclanthology.org/2022.emnlp-main.759>.
- [17] Ari Holtzman, Peter West, Vered Shwartz, Yejin Choi, and Luke Zettlemoyer. Surface Form Competition: Why the Highest Probability Answer Isn’t Always Right. In *Proceedings of the 2021 Conference on Empirical Methods in Natural Language Processing*, pages 7038–7051, 2021. URL <https://aclanthology.org/2021.emnlp-main.564>.
- [18] Timo Schick and Hinrich Schütze. Exploiting cloze-questions for few-shot text classification and natural language inference. In Paola Merlo, Jorg Tiedemann, and Reut Tsarfaty, editors, *Proceedings of the 16th Conference of the European Chapter of the Association for Computational Linguistics: Main Volume*, pages 255–269, Online, April 2021. URL <https://aclanthology.org/2021.eacl-main.20>.
- [19] Yu Fei, Yifan Hou, Zeming Chen, and Antoine Bosselut. Mitigating label biases for in-context learning. In *Proceedings of the 61st Annual Meeting of the Association for Computational Linguistics (Volume 1: Long Papers)*, pages 14014–14031, July 2023. URL <https://aclanthology.org/2023.acl-long.783>.
- [20] Han Zhou, Xingchen Wan, Lev Proleev, Diana Mincu, Jilin Chen, Katherine A Heller, and Subhrajit Roy. Batch Calibration: Rethinking Calibration for In-Context Learning and Prompt Engineering. In *The Twelfth International Conference on Learning Representations*, 2024. URL <https://openreview.net/forum?id=L3FHM0KZcS>.
- [21] M.R. Garey and D.S. Johnson. *Computers and Intractability: A Guide to the Theory of NP-completeness*. Mathematical Sciences Series. Freeman, 1979. ISBN 9780716710448. URL <https://books.google.com.sg/books?id=fjxGAQAIAAJ>.
- [22] Xiang Zhang, Junbo Zhao, and Yann LeCun. Character-level Convolutional Networks for Text Classification. In *Advances in Neural Information Processing Systems*, 2015. URL https://proceedings.neurips.cc/paper_files/paper/2015/file/250cf8b51c773f3f8dc8b4be867a9a02-Paper.pdf.
- [23] Sören Auer, Christian Bizer, Georgi Kobilarov, Jens Lehmann, Richard Cyganiak, and Zachary Ives. DBpedia: A Nucleus for A Web of Open Data. In *Proceedings of the 6th International The Semantic Web and 2nd Asian Conference on Asian Semantic Web Conference*, pages 722–735, 2007.
- [24] Richard Socher, Alex Perelygin, Jean Wu, Jason Chuang, Christopher D. Manning, Andrew Ng, and Christopher Potts. Recursive Deep Models for Semantic Compositionality Over a Sentiment Treebank. In *Proceedings of the 2013 Conference on Empirical Methods in Natural Language Processing*, pages 1631–1642, 2013. URL <https://aclanthology.org/D13-1170>.
- [25] Ellen M. Voorhees and Dawn M. Tice. Building a question answering test collection. In *Proceedings of the 23rd Annual International ACM SIGIR Conference on Research and Development in Information Retrieval*, pages 200–207, 2000. URL <https://doi.org/10.1145/345508.345577>.
- [26] Xin Li and Dan Roth. Learning Question Classifiers. In *COLING 2002: The 19th International Conference on Computational Linguistics*, 2002. URL <https://aclanthology.org/C02-1150>.
- [27] Ido Dagan, Oren Glickman, and Bernardo Magnini. The PASCAL Recognising Textual Entailment Challenge. In *Machine Learning Challenges. Evaluating Predictive Uncertainty, Visual Object Classification, and Recognising Textual Entailment*, pages 177–190, 2006.

- [28] Isabel Segura-Bedmar, Paloma Martínez, and María Herrero-Zazo. SemEval-2013 Task 9 : Extraction of Drug-Drug Interactions from Biomedical Texts (DDIExtraction 2013). In *Second Joint Conference on Lexical and Computational Semantics (*SEM), Volume 2: Proceedings of the Seventh International Workshop on Semantic Evaluation (SemEval 2013)*, pages 341–350, 2013. URL <https://aclanthology.org/S13-2056.pdf>.
- [29] Qiao Jin, Bhuwan Dhingra, Zhengping Liu, William Cohen, and Xinghua Lu. PubMedQA: A Dataset for Biomedical Research Question Answering. In *Proceedings of the 2019 Conference on Empirical Methods in Natural Language Processing and the 9th International Joint Conference on Natural Language Processing (EMNLP-IJCNLP)*, pages 2567–2577, 2019. URL <https://aclanthology.org/D19-1259>.
- [30] Oliver Bentham, Nathan Stringham, and Ana Marasović. Chain-of-thought unfaithfulness as disguised accuracy, 2024. URL <https://arxiv.org/abs/2402.14897>.

A Details on Membership Functions

Table 4 lists the details about the membership functions used in this work.

Function	Parameters	Name	Short Form	Meaning
f_1	0, 0, 0.5	Low-2	L-2	Low-range transformation, smooth change with slope -2 , peak at 0
f_2	0, 0.5, 1	Medium-2	M-2	Medium-range transformation, smooth change with slope ± 2 , peak at 0.5
f_3	0.5, 1, 1	High-2	H-2	High-range transformation, smooth change with slope 2, peak at 1
f_4	0, 0, 0.25	Low-4	L-4	Low-range transformation, sharp change with slope -4 , peak at 0
f_5	0, 0.25, 0.5	Medium Low-4	ML-4	Low-to-medium-range transformation, sharp change with slope ± 4 , peak at 0.25
f_6	0.25, 0.5, 0.75	Medium-4	M-4	Medium-range transformation, sharp change with slope ± 4 , peak at 0.5
f_7	0.5, 0.75, 1	Medium High-4	MH-4	Medium-to-high-range transformation, sharp change with slope ± 4 , peak at 0.75
f_8	0.75, 1, 1	High-4	H-4	High-range transformation, sharp change with slope 4, peak at 1
f_9	0, 0, 0.125	Very Very Low-8	VVL-8	Very-very-low-range transformation, very sharp change with slope -8 , peak at 0
f_{10}	0, 0.125, 0.25	Very Low-8	VL-8	Very-low-range transformation, very sharp change with slope ± 8 , peak at 0.125
f_{11}	0.125, 0.25, 0.375	Low-8	L-8	Low-range transformation, very sharp change with slope ± 8 , peak at 0.25
f_{12}	0.25, 0.375, 0.5	Medium Low-8	ML-8	Low-to-medium-range transformation, very sharp change with slope ± 8 , peak at 0.375
f_{13}	0.375, 0.5, 0.625	Medium-8	M-8	Medium-range transformation, very sharp change with slope ± 8 , peak at 0.5
f_{14}	0.5, 0.625, 0.75	Medium High-8	MH-8	Medium-to-high-range transformation, very sharp change with slope ± 8 , peak at 0.625
f_{15}	0.625, 0.75, 0.875	High-8	H-8	High-range transformation, very sharp change with slope ± 8 , peak at 0.75
f_{16}	0.75, 0.875, 1	Very High-8	VH-8	Very-high-range transformation, very sharp change with slope ± 8 , peak at 0.875
f_{17}	0.875, 1, 1	Very Very High-8	VVH-8	Very-very-high-range transformation, very sharp change with slope 8, peak at 1
f_{18}	0, 0, 1	Full-1	F-1	Full-range transformation, very smooth change with slope -1 , peak at 0
f_{19}	0, 1, 1	Don't Change	Don't Change	Identity function

Table 4: Names, parameters (a, b, c), short forms, and meanings for membership functions.

B FuRud’s Performances on More LLMs

We ran experiments of FuRud on two additional models, Llama-2-7B and GPT2-XL. Results are shown in Table 5. For example, on Llama-2-7B, FuRud improves accuracy by a relative 22%, and reduces COBias by a relative 63% over ICL baselines, demonstrating that FuRud gains consistent performance improvements on various models. Indeed, our current evaluations are focused on relatively small LLMs, but our approach can also work for larger models, as long as class probabilities are available and the imbalanced per-class accuracy issue exists.

C FuRud’s Performances under More ICL Demonstration Selection Strategies

We additionally prompt Llama-2-13B with the following demonstration selection strategy: k-shot prompting, where k is the number of classes. A demonstrative example from each class is randomly selected from the optimization set and represented in the prompt. FuRud significantly improves accuracy and COBias over ICL baselines, as shown in Table 6.

Compared to the 1-shot strategy (Table 1), the k-shot strategy provides a different starting point for FuRud. For example, the average ICL accuracy by k-shot (61.9%) is slightly larger than that obtained by 1-shot (59.4%), and average COBias (25.6%) is smaller than 1-shot (40.5%). FuRud boosts average accuracy to 73.5% and reduces COBias to 13.0%. In conclusion, different example selection strategies provide different starting points to optimize, on which FuRud consistently improve.

Model	Metric	AGNews	DBpedia	SST-5	TREC	RTE	DDI	PubMedQA	Avg.
Llama-2-7B									
ICL	Acc	86.4 _{2.5}	88.9 _{2.0}	42.1 _{11.1}	66.7 _{6.6}	66.3 _{4.3}	6.7 _{0.4}	40.3 _{6.7}	56.8
	COBias	14.0 _{6.5}	13.5 _{2.1}	55.6 _{1.5}	33.2 _{10.0}	61.6 _{10.5}	41.4 _{1.7}	40.9 _{16.1}	37.2
FuRud	Acc	88.5 _{0.5}	91.5 _{0.5}	49.5 _{0.7}	73.1 _{3.9}	72.7 _{1.0}	54.4 _{6.4}	55.7 _{7.6}	69.3
	COBias	7.4 _{2.5}	8.4 _{0.6}	24.0 _{1.2}	14.1 _{1.9}	4.2 _{2.7}	16.9 _{5.0}	21.8 _{16.6}	13.8
GPT2-XL									
ICL	Acc	52.1 _{5.4}	31.8 _{9.9}	34.9 _{13.7}	27.4 _{10.5}	55.4 _{1.9}	14.5 _{4.4}	55.2 _{0.0}	38.8
	COBias	35.5 _{11.5}	40.0 _{3.6}	48.7 _{5.4}	45.6 _{8.7}	82.4 _{24.5}	40.7 _{5.9}	59.4 _{12.6}	50.3
FuRud	Acc	69.0 _{0.5}	67.7 _{11.8}	43.4 _{3.1}	41.7 _{2.7}	51.2 _{3.7}	53.2 _{17.0}	48.4 _{0.3}	53.5
	COBias	7.4 _{2.9}	23.0 _{6.5}	25.4 _{1.4}	30.2 _{7.0}	8.9 _{3.6}	23.1 _{6.5}	17.6 _{4.6}	19.4

Table 5: Test accuracy and COBias Comparisons on more LLMs.

Demonstration Selection	Metric	AGNews	DBpedia	SST-5	TREC	RTE	DDI	PubMedQA	Avg.
k-shot, ICL	Acc	83.5 _{1.5}	95.2 _{1.2}	50.3 _{2.3}	67.0 _{12.7}	75.0 _{0.8}	9.7 _{1.0}	52.3 _{5.3}	61.9
	COBias	14.9 _{5.1}	7.0 _{2.2}	36.3 _{7.2}	38.2 _{5.1}	22.5 _{13.2}	39.7 _{3.5}	20.9 _{4.2}	25.6
k-shot, FuRud	Acc	88.1 _{0.6}	96.6 _{0.4}	54.3 _{1.3}	77.9 _{6.0}	75.9 _{4.6}	62.3 _{2.1}	59.2 _{5.9}	73.5
	COBias	7.7 _{2.5}	4.4 _{0.7}	13.8 _{4.1}	11.6 _{3.3}	5.0 _{1.4}	27.0 _{2.2}	21.3 _{8.7}	13.0

Table 6: Test accuracy and COBias under the k-shot demonstration selection strategy.

D Few-shot Optimization

FuRud can optimize a downstream task with as few as 10 examples. We take few-shot optimized TREC and SST-5 results for illustration. Figure 6 shows test accuracy and COBias of FuRud (in mint green color) when used in a few-shot optimization manner, starting with 10 few-shot examples and growing to 100 and 500 examples. TREC and SST-5 are shown to illustrate that FuRud can achieve an average of 9% accuracy improvements with 18% COBias reduction over the ICL baseline at 10 few-shot optimization examples.

At 10 examples, FuRud obtains a 11% and 6% relative increase in accuracy over the ICL baseline on TREC and SST-5 respectively, at the same time, it reduces COBias by a relative 20% and 16% on each dataset. The accuracy and COBias performances gradually improve as the number of examples increases to 500. Compared to existing methods, FuRud outperforms BC in few-shot scenarios, and performs better than (TREC) or on par

(SST-5) with DNIP while being interpretable. Similar findings apply to the other five datasets, as shown in Figure 7. In short, FuRud achieves better or comparable results than DNIP, and better results than BC and the ICL baseline, while providing enhanced interpretability.

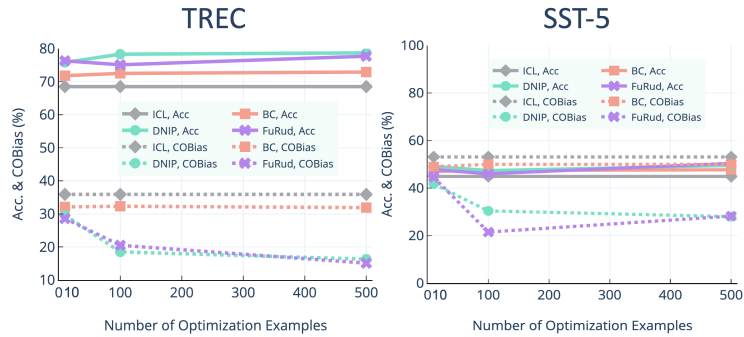


Figure 6: Few-shot optimization.

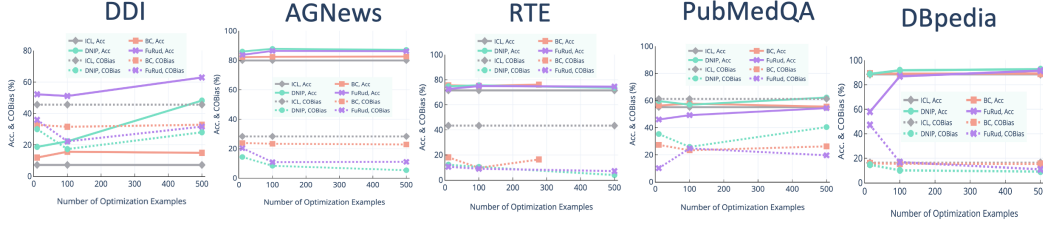


Figure 7: Additional few-shot optimization results.

E More Discussions

We have a different motivation from traditional post-hoc corrections. Some may argue that ensuring equitable accuracies across all classes is a well-studied problem in standard machine learning classifiers. It is worth emphasizing that the per-class prediction accuracy imbalance should be treated within their particular context. The accuracy bias in ICL outputs stems from completely different causes than the unequal class accuracies observed in potentially overfitted traditional classifiers, where the former is rooted in prompts and the LLMs, and the latter arises from class imbalance of supervised training data. That’s why our method is particularly applied to ICL’s output token class probabilities, pinpointing specific patterns and applying precise, targeted corrections.

In the future, more versatile rules can be explored, and we may also examine the tradeoff between the accuracy and rule complexity. Simpler rules are easier to understand, but the transformations may fail to catch the intricate interactions between class predictions. More complex rules may have better modeling capabilities, but they are harder to read. In addition, this work focuses on evaluating text classification, and we will extend interpretable ICL debiasing to more language tasks, modalities, and model architectures.