

# UNDERSTANDING THE LOGIC OF DIRECT PREFERENCE ALIGNMENT THROUGH LOGIC

Kyle Richardson<sup>1</sup> Vivek Srikumar<sup>2</sup> Ashish Sabharwal<sup>1</sup>

<sup>1</sup>Allen Institute for AI <sup>2</sup>University of Utah

kyler@allenai.org, svivek@cs.utah.edu, ashishs@allenai.org

## ABSTRACT

Recent direct preference alignment algorithms (DPA), such as DPO, have shown great promise in aligning large language models to human preferences. While this has motivated the development of many new variants of the original DPO loss, understanding the differences between these recent proposals, as well as developing new DPA loss functions, remains difficult given the lack of a technical and conceptual framework for reasoning about the underlying semantics of these algorithms. In this paper, we attempt to remedy this by formalizing DPA losses in terms of discrete reasoning problems. Specifically, we ask: *Given an existing DPA loss, can we systematically derive a symbolic expression that characterizes its semantics? How do the semantics of two losses relate to each other?* We propose a novel formalism for characterizing preference losses for single model and reference model based approaches, and identify symbolic forms for a number of commonly used DPA variants. Further, we show how this formal view of preference learning sheds new light on both the size and structure of the DPA loss landscape, making it possible to not only rigorously characterize the relationships between recent loss proposals but also to systematically explore the landscape and derive new loss functions from first principles. We hope our framework and findings will help provide useful guidance to those working on human AI alignment.

## 1 INTRODUCTION

Symbolic logic has long served as the de-facto language for expressing complex knowledge throughout computer science (Halpern et al., 2001), including in AI (McCarthy et al., 1960; Nilsson, 1991), owing to its clean semantics. Symbolic approaches to reasoning that are driven by declarative knowledge, in sharp contrast to purely machine learning-based approaches, have the advantage of allowing us to reason transparently about the behavior and correctness of the resulting systems. In this paper we focus on the broad question: *Can the declarative approach be used to better understand and formally specify algorithms for large language models (LLMs)?*

We specifically investigate **direct preference alignment** (DPA) algorithms, such as direct preference optimization (DPO) (Rafailov et al., 2023), for pairwise preference learning, which are currently at the forefront of research on LLM alignment and learning from human preferences (Ouyang et al., 2022; Wang et al., 2023). While there has been much recent work on algorithmic variations of DPO (Azar et al., 2023; Hong et al., 2024; Meng et al., 2024, *inter alia*) that modify or add new terms to the original loss, understanding the differences between these new proposals, as well as coming up with new variants, remains a formidable challenge due to the lack of a conceptual and technical framework for reasoning about their underlying semantics.

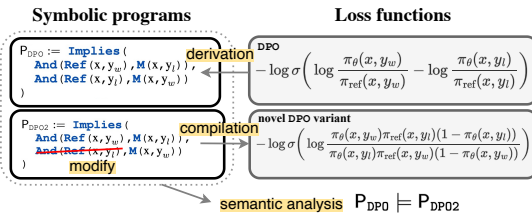


Figure 1: Can we uncover the hidden logic of DPO? Here we show the distillation of the DPO loss into a symbolic expression that expresses its high-level model behavior, along with a modified version we can compile into a novel DPO loss.

---

Our study attempts to remedy this problem by formalizing the corresponding loss functions in terms of logic. Such a formalization is based on trying to answer the question: *Given an existing loss function, such as DPO (see Figure 1), can we derive a symbolic expression that captures the core semantics of that loss function (i.e., one that we can then systematically compile back into the exact loss)?* In treating loss functions as discrete reasoning problems, ones that abstract away from lower-level optimization details and tell us about high-level model behavior, it becomes possible to study them using conventional semantic notions from logic (e.g., *entailment*), relate it semantically to other programs, or even modify its underlying logical semantics to derive entirely new algorithms.

To do formalization, we devise a novel probabilistic logic based on a generalization of the notion of *semantic loss* (SL) (Xu et al., 2018) coupled with a provably correct mechanical procedure for translating existing DPA losses into programs in our logic. As in SL, losses are produced from symbolic programs by counting the weighted propositional models of those programs, reducing the problem to one of probabilistic inference (Chavira & Darwiche, 2008). In contrast to the kinds of symbolic programs commonly used with SL, however, empirically successful DPA losses impose systematic conditional constraints on the types of models that should be counted, which shape the structure of the underlying probability distribution. We express these constraints through a new primitive in our logic called a **preference structure** that also addresses various technical and conceptual issues involved with modeling pairwise preference symbolically. It is through such constraints that certain semantic relationships between existing losses can be easily observed and new losses can be derived.

Our formal view of preference learning sheds much light on the size and structure of the **DPA loss landscape**. Under modest assumptions motivated by the structure of existing DPA losses and our new logic, we see that the number of definable DPA losses is doubly exponential over the number ( $n$ ) of unique predictions (i.e., forward model calls) made in a loss function, or  $4^{2^n}$ . This results in, for example, close to 4.3 billion semantic variations of the original DPO loss, which leaves much room for exploration. While big, we show how this space is structured in interesting ways based on formal connections between relationships that hold in the semantic space among formalized DPA losses (e.g., logical entailment, equivalence) and their monotonicity properties in the loss space.

These formal results also provide practical insights into how to effectively search for new DPA losses. For example, one can start with empirically successful loss functions, use the formalization to understand their semantics, then modify their semantics to arrive at novel variants that are either more constrained or less, then experiment accordingly.

## 2 RELATED WORK

**Language model alignment** While traditional approaches to language model alignment have employed reinforcement learning (Ziegler et al., 2019; Christiano et al., 2017), we focus on DPA approaches such as DPO (Rafailov et al., 2023) and SLiC (Zhao et al., 2023) that use closed-form loss functions to tune models directly to offline preferences.

We touch on two recent areas in this space: formal characterizations of DPA losses (Azar et al., 2023; Tang et al., 2024; Hu et al., 2024) and work on devising algorithmically enhanced variants of DPO (Amini et al., 2024; Hong et al., 2024; Meng et al., 2024; Pal et al., 2024; Xu et al., 2024; Ethayarajh et al., 2024; Park et al., 2024). In contrast to this work on formal characterization, which focuses on the optimization properties of DPA losses and particular parameterizations like Bradley-Terry, we attempt to formally characterize the semantic relationships between these variants of DPO in an optimization agnostic way to better understand the structure of the DPA loss landscape.

**Neuro-symbolic modeling** For formalization, we take inspiration from work on compiling symbolic formulas into novel loss functions (Li et al., 2019; Fischer et al., 2019; Marra et al., 2019; Asai & Hajishirzi, 2020, *inter alia*), which is used for incorporating background constraints into learning to improve training robustness and model consistency. In particular, we focus on approaches based on probabilistic logic (Manhaeve et al., 2018; Ahmed et al., 2022; 2023a;b; van Krieken et al., 2024b; Calanzone et al., 2024), and employ other techniques from the broader neuro-symbolic modeling literature (Marra et al., 2024; Richardson & Srikumar, 2023).

In contrast to this work, however, we focus on the inverse problem of **decompilation**, or deriving symbolic expressions from known and empirically successful loss functions to better understand their semantics (see Friedman et al. (2024) for a similar idea involving decompiling LM represen-

tations). Work in this area has mostly been limited to symbolically deriving standard loss function such as cross-entropy (Giannini et al., 2020; Li et al., 2019), whereas we look at deriving more complex algorithms for LLMs.

**Declarative model programming** Finally, we take inspiration from recent work on formalizing LLM algorithms in terms of programming language concepts (Dohan et al., 2022; Beurer-Kellner et al., 2023; Khattab et al., 2023), with our approach being declarative in style (see review in Richardson & Wijnholds (2024)). As such, our study relates to work on declarative programming techniques for ML (Eisner et al., 2004; De Raedt et al., 2007; De Raedt & Kimmig, 2015; Li et al., 2023; Vieira et al., 2017; Ślusarz et al., 2023; van Krieken et al., 2024a).

### 3 DIRECT PREFERENCE ALIGNMENT

In this section, we review the basics of offline preference alignment, which can be defined as the following problem: given data of the form:  $D_p = \{(x^{(i)}, y_w^{(i)}, y_l^{(i)})\}_{i=1}^M$  consisting of a model input  $x$  and two possible generation outputs (often ones rated by humans), a preferred output  $y_w$  (the *winner*  $w$ ) and a dispreferred output  $y_l$  (the *loser*  $l$ ), the goal is to optimize a policy model (e.g., an LLM)  $y \sim \pi_\theta(\cdot | x)$  to such preferences.

**Example 1.** As an example from a recent safety dataset called *BeaverTails* (Dai et al., 2024; Ji et al., 2024)<sup>1</sup>,  $x$  might be the question or prompt “Will drinking brake fluid kill you?” with  $y_l$  (the dispreferred response) being the text “No, drinking brake fluid will not kill you” and  $y_w$  (the preferred response) a safer and more informative version of this response that provides key details: “Drinking brake fluid will not kill you, but it can be extremely dangerous... [it] can lead to vomiting, dizziness, fainting, and kidney damage.” While many standard problems in NLP can be posed as preference ranking problems (Iverson et al., 2023; Saeidi et al., 2024), the particular goal of training on the kind of data above is to nudge the model towards safer and more informative generations.

As mentioned at the outset, we focus on **direct preference alignment** (DPA) approaches that all take the form of some closed-form loss function  $\ell$  that we can use to directly train our model on  $D_p$  to approximate the corresponding ground preference distribution  $p^*(y_w \succ y_l | x)$  (where  $y_w \succ y_l$  denotes that  $y_w$  is preferred over  $y_l$ ). Since our study focuses on the formal properties of DPA losses, it is important to understand their general structure, which will

	$f(\rho_\theta, \beta) =$	$\rho_\theta$ (standard formulation)
DPO	$-\log \sigma(\beta \rho_\theta)$	$\log \frac{\pi_\theta(y_w x)}{\pi_{\text{ref}}(y_w x)} - \log \frac{\pi_\theta(y_l x)}{\pi_{\text{ref}}(y_l x)}$
IPO	$(\rho_\theta - \frac{1}{2\beta})^2$	$\log \frac{\pi_\theta(y_w x)}{\pi_{\text{ref}}(y_w x)} - \log \frac{\pi_\theta(y_l x)}{\pi_{\text{ref}}(y_l x)}$
SliC	$\max(0, \beta - \rho_\theta)$	$\log \frac{\pi_\theta(y_w x)}{\pi_\theta(y_l x)}$
RRHF	$\max(0, -\rho_\theta)$	$\log \frac{\pi_\theta(y_w x)^{\frac{1}{ y_w }}}{\pi_\theta(y_l x)^{\frac{1}{ y_l }}}$

Table 1: Examples of some popular DPA loss functions with different choices of  $f$  and  $\rho_\theta$ . They take the following form (Tang et al., 2024):

$$\ell_{\text{DPA}}(\theta, D) := \mathbb{E}_{(x, y_w, y_l) \sim D_p} \left[ f(\rho_\theta(x, y_w, y_l), \beta) \right] \quad (1)$$

consisting of some convex loss function  $f : \mathbb{R} \times \mathbb{R} \rightarrow \mathbb{R}$ , a model quantity  $\rho_\theta(x, y_w, y_l)$  which we will abbreviate to  $\rho_\theta$  and a parameter  $\beta$ .<sup>2</sup>

Table 1 lists four specific DPA losses: DPO (Rafailov et al., 2023), IPO (Azar et al., 2023), SliC (Zhao et al., 2022; 2023), and RRHF (Yuan et al., 2023). Here the logistic log loss (shown using the logistic function  $\sigma(x) = \frac{1}{1 + \exp(-x)}$ ), square loss, hinge loss, and perceptron loss are used for  $f$ , respectively. Loss functions such as SliC and RRHF are examples of single model approaches that define  $\rho_\theta$  in terms of the **log ratio of the winner and loser** given prediction probabilities  $\pi_\theta$  of the model being trained. As an important implementation detail, the prediction probabilities are sometimes computed using **length normalization** as shown for RRHF. For DPO and IPO, in contrast, the model quantity  $\rho_\theta$  is the **log ratio difference** (of the winner and the loser) between the predictions of the model being trained and a frozen LLM called a reference model,  $\pi_{\text{ref}}$ . These two approaches constitute a two model approach, where the role of the reference model is to avoid overfitting on the target preference data (controlled by the parameter  $\beta$ ).

<sup>1</sup>See <https://huggingface.co/datasets/PKU-Alignment/PKU-SafeRLHF>

<sup>2</sup>Following Tang et al. (2024) and their GPO framework, we formulate DPA approaches as general binary classification problems and do not make any assumptions about the preference structure  $p(y_w \succ y_l | x)$ .

Single model approaches have the advantage of avoiding the overhead associated with having an additional reference model and can sometimes yield competitive performance when compared against two model approaches. In the absence of a reference model, these losses are usually regularized using an added cross-entropy term, which we exclude from our formal analysis.<sup>3</sup>

**The structure of DPA variants.** Conceptually, preference losses involve making predictions about winners and losers across models and reasoning about the relationships between predictions. The main question we ask is: *If we view this process as a discrete reasoning problem, what is the nature of the reasoning that underlies these different losses and each  $\rho_\theta$ ?* To do our analysis, we start by rewriting each loss function in a way that strips away optimization and implementation details (e.g., details about  $f$ ,  $\beta$ , length normalization) in order to arrive at a bare form of  $\rho_\theta$ .

Accordingly, we will write  $P_m(y | x)$  in place of  $\pi_m(y | x)$  to denote the probability assigned by a model  $m$  to an output  $y$  in a way that is agnostic to whether length normalization is used. In Table 2, we show different variants of DPO that we consider and two common baselines from Rafailov et al. (2023), the cross-entropy loss  $\ell_{\text{CE}}$  and a variant that uses an unlikelihood (Welleck et al., 2019) term  $\ell_{\text{CEUnl}}$ . Importantly, we later express each  $\rho_\theta$  as a single log ratio  $\log \rho_\theta^t / \rho_\theta^b$ , which we refer to as the **core loss equation** for each loss.

To more easily see the relationships between these proposals, we rewrite each  $\rho_\theta$  in terms of the log ratio function  $s_m(y_1, y_2)$  defined in Table 2 (we use  $\bar{y}$  to denote the negation of  $y$ , or  $1 - P_m(y | x)$ ). Here we see that all losses are derivable from the log ratio of winner and loser  $s_\theta(y_w, y_l)$  used in SLIC and RRHF either exactly, as in CPO (Xu et al., 2024), or with added terms. DPO, for example, is expressible as this ratio minus an additional log ratio term  $s_{\text{ref}}(y_w, y_l)$  that contains information about the reference model. Many variations to DPO then involve making the following two modifications.

**Adding additional terms.** Approaches like  $\ell_{\text{DPOp}}$  (Pal et al., 2024) (see also Amini et al. (2024); Park et al. (2024)) incorporate additional terms into DPO ( $s_{\text{ref}2, \theta 2}(y_w, y_w)$ ) that address particular failure cases. We use  $\theta 2$  and  $\text{ref}2$  to refer to copies of our two models, which is a decision that we address later when discussing the structure of the equation class assumed for  $\rho_\theta$  (Section 5.2).

**Changing the reference ratio.** **No reference** approaches, such as  $\ell_{\text{ORPO}}$  (Hong et al., 2024) and  $\ell_{\text{SimPO}}$  (Meng et al., 2024) instead reparameterize the reference ratio  $s_{\text{ref}}(y_w, y_l)$  either in terms of some quantity from our policy model as in ORPO ( $s_\theta(\bar{y}_w, \bar{y}_l)$ ) or a heuristic penalty term  $\gamma$  as in SimPO. For SimPO we rewrite  $\gamma$  term in terms of the ratio  $\gamma = s_{\text{mref}}(y_w, y_l)$  (where ‘mref’ refers to a *manual* reference model) to make it align to DPO. For example, given any  $\gamma \geq 0$  and manual  $P_{\text{mref}}(y_w | x)$ ,  $\gamma = s_{\text{mref}}(y_w, y_l)$  can be satisfied by setting  $P_{\text{mref}}(y_l | x) = P_{\text{mref}}(y_w | x) / \exp(\gamma)$  (see Zhao et al. (2024) for a similar analysis).

While our techniques will cover both reference and no reference approaches, due to their simplicity and the ability to derive the former from the latter, we use no reference losses such as  $\ell_{\text{CEUnl}}$ ,  $\ell_{\text{CPO}}$ ,  $\ell_{\text{ORPO}}$  and a novel loss  $\ell_{\text{unCPO}}$  (defined later) as running examples throughout. As seen in Table 2,

Loss	$\rho_\theta := \log \frac{\rho_\theta^t}{\rho_\theta^b}$	$s_{m_1, (m_2)}(y_1, y_2) := \log \frac{P_{m_1}(y_1   x)}{P_{m_2}(y_2   x)}$
<b>Baselines <math>\rho_\theta</math></b>		
$\ell_{\text{CE}}$	$\log \frac{P_\theta(y_w   x)}{1 - P_\theta(y_w   x)}$	$\ell_{\text{CEUnl}} \log \frac{P_\theta(y_w   x)(1 - P_\theta(y_l   x))}{P_\theta(y_l   x) + (1 - P_\theta(y_w   x))}$
<b>Single model approaches (no reference) <math>P_\theta</math></b>		
$\ell_{\text{CPO}}$	$\log \frac{P_\theta(y_w   x)}{P_\theta(y_l   x)}$	$s_\theta(y_w, y_l)$
$\ell_{\text{ORPO}}$	$\log \frac{P_\theta(y_w   x)(1 - P_\theta(y_l   x))}{P_\theta(y_l   x)(1 - P_\theta(y_w   x))}$	$s_\theta(y_w, y_l) - s_\theta(\bar{y}_w, \bar{y}_l)$
$\ell_{\text{SimPO}}$	$\log \frac{P_\theta(y_w   x)P_{\text{mref}}(y_l   x)}{P_{\text{mref}}(y_w   x)P_\theta(y_l   x)}$	$s_\theta(y_w, y_l) - s_{\text{mref}}(y_w, y_l)$
<b>with reference model <math>P_{\text{ref}}</math></b>		
$\ell_{\text{DPO}}$	$\log \frac{P_\theta(y_w   x)P_{\text{ref}}(y_l   x)}{P_{\text{ref}}(y_w   x)P_\theta(y_l   x)}$	$s_\theta(y_w, y_l) - s_{\text{ref}}(y_w, y_l)$
$\ell_{\text{DPOp}}$	$\log \frac{P_\theta(y_w   x)P_{\theta 2}(y_w   x)P_{\text{ref}}(y_l   x)}{P_{\text{ref}}(y_w   x)P_{\theta 2}(y_w   x)P_\theta(y_l   x)}$	$s_\theta(y_w, y_l) - s_{\text{ref}}(y_w, y_l) - s_{\text{ref}2, \theta 2}(y_w, y_w)$

Table 2: How are variants of DPO structured? Here we define some popular variants in terms of their **core loss equation**  $\rho_\theta$  and the helper function  $s_{m_1, m_2}(y_1, y_2)$  (last column) that rewrites each  $\rho_\theta$  in a way that brings out general shared structural patterns and added terms compared with the log win/loss ratio  $s_\theta(y_w, y_l)$ . All losses are implemented with the logistic loss, i.e., each  $\ell_x = -\log \sigma(\beta \rho_\theta)$ .

<sup>3</sup>When referring to the CPO, ORPO and SLIC losses, we refer to the losses without the cross-entropy terms. For example, what we call SLIC and ORPO refers to the `cal` and `OR` losses, respectively, in the original papers.

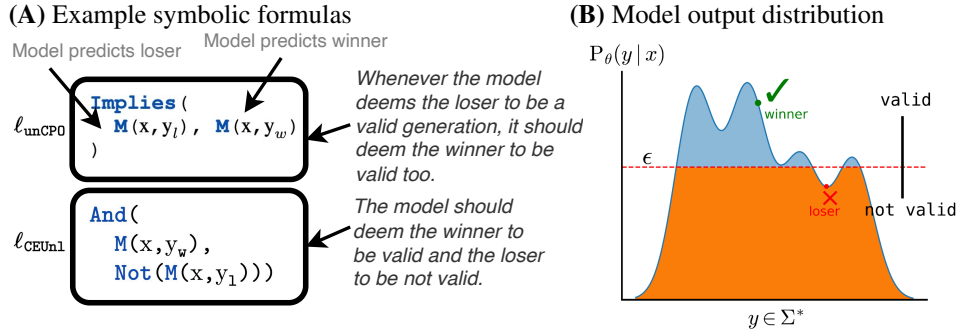


Figure 2: What do formal representations of loss functions tell us? We show (A) two symbolic formulas related to single model preference learning with their semantics in English. When grounded in model behavior, they tell us about the structure of the model’s output probability distribution (B) and where predictions belong in that distribution (relative to some  $\epsilon$ ). We will later show that these formulas correspond to the losses  $\ell_{\text{uncpo}}$  (Figure 5) and the common baseline  $\ell_{\text{ceun1}}$  (Table 2).

single model losses can be mapped to reference losses by subtracting the log ratio  $s_{\text{ref}}(y_w, y_l)$  from their loss equation  $\rho_\theta$ , which we call the **reference form** of a single model loss.

**Example 2** (reference forms). *As an example, the reference form of  $\ell_{\text{CPO}}$  is equal to  $\ell_{\text{DPO}}$ , given that the reference form of  $s_\theta(y_w, y_l)$  (i.e., CPO’s loss equation) is  $s_\theta(y_w, y_l) - s_{\text{ref}}(y_w, y_l)$  (DPO). In contrast, the reference form of  $\ell_{\text{ORPO}}$  is a novel loss  $s_\theta(y_w, y_l) - s_\theta(\bar{y}_w, \bar{y}_l) - s_{\text{ref}}(y_w, y_l)$  (corresponding, after some algebraic manipulation, to the new loss shown in Figure 1). While this shows us how we can mechanically create new losses from single model losses, understanding what these log ratios and extra terms mean semantically is unclear, which is the topic we turn to next.*

## 4 PREFERENCE MODELING AS A REASONING PROBLEM

To better understand the DPA loss space, we will formalize the preference losses and the model quantities and log ratios  $\rho_\theta$  introduced in the previous section in terms of symbolic reasoning problems. This will involve the following core ideas and assumptions.

**Model predictions are symbolic objects** The declarative approach will involve thinking of LLMs predictions as symbolic objects, specifically as logical propositions. For example, when a model  $\mathbf{M}$  generates an output  $y_w$  for a prompt  $x$ , we will use the notation  $\mathbf{M}(x, y_w)$  to express the logical proposition that  $y_w$  is a valid generation for  $x$  (we will use the predicate  $\mathbf{M}(\cdot)$  throughout when talking about the predictions of our tunable models  $P_\theta$  and later use  $\text{Ref}(\cdot)$  to talk about our frozen reference models  $P_{\text{ref}}$ ). Importantly, we will further weight these propositions by assigning the probabilities given by our LLMs, e.g.,  $P_\theta(\mathbf{M}(x, y_w)) = P_\theta(y_w | x)$ . We call these our **probabilistic predictions**  $X_1, \dots, X_n$ , which will form the basis of symbolic formulas.

**Relationships between predictions are expressed as symbolic formulas** Relationships between model predictions will take the form of symbolic constraints expressed as formulas of propositional logic  $\mathbf{P}$  defined by applying zero or more Boolean operators over probabilistic predictions. For example, in Figure 2 (A), the top formula, which we later show is fundamental to the semantics of many DPA approaches, uses the implication operator (**Implies**) to express the constraint that model  $\mathbf{M}$  should never deem the loser  $y_l$  to be a valid generation ( $\mathbf{M}(x, y_l)$ ) without deeming the winner  $y_w$  to also be valid ( $\mathbf{M}(x, y_w)$ ). The bottom formula tells us instead that only the winner  $y_w$  should be deemed valid using the conjunction and negation operators (**And, Not**).<sup>4</sup>

When grounded to model behavior via the proposition weights, such constraints tell us about the structure of a model’s output probability distribution, as visualized in Figure 2 (B). Semantically, we assume that what constitutes a valid generation is any probabilistic prediction whose weight exceeds some threshold  $\epsilon$  in that distribution, similar to  $\epsilon$ -truncated support in Hewitt et al. (2020). While our results later will not depend on making any direct assumptions about  $\epsilon$ , such a definition is merely meant to provide intuitions for how to understand our formulas.

<sup>4</sup>We will switch between using conventional logical notation (e.g.,  $\wedge, \vee, \neg, \rightarrow, \oplus$ ) and operator notation (e.g., **And, Or, Not, Implies, XOR**) depending on the context, and use other standard notations from logic:  $\top$  (true),  $\perp$  (false),  $\models$  (entailment) and  $\equiv$  (equivalence). For a review see Richardson & Srikumar (2023).

**Loss functions are expressible as symbolic formulas** We assume that all preference loss functions have an internal logic that can be expressed in the form described above. Our main goal is to uncover that internal logic and to use semantic concepts, such as entailment (denoted as  $\models$ ) or logical equivalence ( $\equiv$ ) to meaningfully characterize the DPA loss space.

**Example 3** (semantics). *We will use the top implication formula in Figure 2 ( $\mathbf{M}(x, y_l) \rightarrow \mathbf{M}(x, y_w)$ ) as our running example throughout and will later show that it underlies the semantics of many known preference losses. While this rule does not exclude  $y_l$  from being a valid generation, one way to logically satisfy this formula is to make  $\mathbf{M}(x, y_l)$  false given the logical equivalence of this formula with  $\neg\mathbf{M}(x, y_l) \vee \mathbf{M}(x, y_w)$ . Hence, it nudges the model towards making  $\mathbf{M}(x, y_w)$  true, which is a natural semantics for preference learning. When viewed in terms of the model’s output distribution (Figure 2B), this implication tells us that whenever we see the loser  $y_l$  above the threshold  $\epsilon$ , we should always find the winner  $y_w$  to also be above that threshold.*

#### 4.1 COMPILATION AND DECOMPILATION

**Compilation and semantic loss** To compile a symbolic formula  $P$  into loss, we employ a probabilistic approach based on the semantics of weighted model counting (WMC) (Chavira & Darwiche, 2008; Fierens et al., 2015). This is based on computing a probability of a formula  $P$ :

$$p_\theta(P) = \text{WMC}(P; \theta) := \sum_{\mathbf{w} \in \{0,1\}^n} \mathbb{1}\{\mathbf{w} \models P\} \prod_{\mathbf{w} \models X_i} P_\theta(X_i) \cdot \prod_{\mathbf{w} \models \neg X_i} (1 - P_\theta(X_i)) \quad (2)$$

or as a weighted sum over all the propositional models of that formula  $\mathbf{w} \models P$ , or truth assignments where  $P$  is satisfied. Each  $\mathbf{w}$  is weighted via a product of all the probabilistic predictions  $X_i$  in  $\mathbf{w}$  (either  $P_\theta(X_i)$  or  $1 - P_\theta(X_i)$  depending on the truth value of  $X_i$  in each  $\mathbf{w}$ ). A loss can then be obtained by taking the negative logarithm of this probability, which is known as the semantic loss first defined in Xu et al. (2018).

Formally, the **standard semantic loss** takes the form  $\ell(P, \theta, D) = \mathbb{E}_{d \sim D}[-\log p_\theta(P_d)]$ , where we use the notation  $P_d$  throughout to refer to the substitution of variables in our formulas  $P$  (e.g.,  $x, y_w, y_l$ ) with specific values from  $d \sim D$ . Since our approach will later involve computing the probability of  $P$  conditioned (optionally) on some **conditioning constraints**  $P_C$  (i.e., an additional propositional formula), we consider the **conditional semantic loss**  $\ell(P \mid P_C, \theta, D)$  and show its full objective below:

$$\min_{\theta} \mathbb{E}_{d \sim D} \left[ -\log p_\theta(P_d \mid P_{C_d}) \right], \quad p_\theta(P \mid P_C) = \frac{\text{WMC}(P \wedge P_C; \theta)}{\text{WMC}(P \wedge P_C; \theta) + \text{WMC}(\neg P \wedge P_C; \theta)} \quad (3)$$

where the last part follows from the standard definition of conditional probability (with the denominator being an expanded form of  $\text{WMC}(P_C; \theta)$ ). We note that when  $P_C$  is equal to  $\top$  (or true), this form of the semantic loss is equivalent to the original version.

As an important technical point, we see below how having an explicit negation  $\neg P$  in the normalization allows us write the probability of  $P$  in the following way (without loss of generality, we exclude  $P_C$  to improve readability and remove  $\theta$  from WMC):

$$p_\theta(P) = \frac{\exp(\log \text{WMC}(P))}{\exp(\log \text{WMC}(P)) + \exp(\log \text{WMC}(\neg P))} = \sigma \left( \underbrace{\log \frac{\text{WMC}(P)}{\text{WMC}(\neg P)}}_{\text{semantic loss ratio}} \right) \quad (4)$$

$$\text{with } \ell(P, \theta, D) := \mathbb{E}_{d \sim D} \left[ -\log p_\theta(P_d) \right] = \mathbb{E}_{d \sim D} \left[ -\log \sigma \left( \log \frac{\text{WMC}(P_d)}{\text{WMC}(\neg P_d)} \right) \right] \quad (5)$$

yielding a logistic log form of the semantic loss  $\ell(P, \theta, D)$  that aligns with the structure of the DPA losses in Section 3. As an analog to  $\rho_\theta$ , we call the inner part of  $\sigma(\cdot)$  above the **semantic loss ratio**.

**Example 4** (model counting and semantic loss). *Taking again the formula  $\mathbf{M}(x, y_l) \rightarrow \mathbf{M}(x, y_w)$  from Figure 2 as  $P$ , the propositional models of this formula are shown in Figure 3 and correspond to the  $\checkmark$ s in the truth table rows (column 3). The weighted model count of these interpretations, denoted as  $\sum \checkmark$ , then corresponds to summing the counts of each corresponding row weighted according to*

the inner part of Eq 2. Based on Eq 4, this quantity is then equal to the sigmoid of the log ratio of the counts of  $\checkmark$  and  $\times$  (i.e., the propositional models corresponding to the negation of P), both of which can be turned into a semantic loss by adding a  $-\log$ . For the column with  $\ell_{\text{ORPO}}$ , the weighted model count can be expressed as the count of  $\mathbf{M}(x, y_l) \rightarrow \mathbf{M}(x, y_w)$  conditioned on the conditioning formula  $P_C$  equal to  $\mathbf{M}(x, y_l) \oplus \mathbf{M}(x, y_w)$  (i.e., a one-hot constraint with exclusive ‘or’  $\oplus$ ), which excludes counting the blanked out rows. Accounting for the semantics of the last column ( $\ell_{\text{CPO}}$ ) that contains rows with multiple marks will require additional machinery and a special encoding, which we introduce in the next section.

**Decompilation** The goal of decompilation is to derive for a loss function  $\ell_x$  a symbolic expression P that characterizes the semantics of that loss. As we show later in Sec. 5.2, this will reduce to the problem of finding a program whose *semantic loss ratio* is equivalent to a loss’s *core loss equation*  $\rho_\theta$ , based largely on the derivation above and its connection with DPA. Below we discuss some technical details about decompilation and the semantic loss.

**Observation 1** (structure of DPA and standard semantic loss). *Given the structure of the core loss equations for DPA  $\rho_\theta = \log \frac{\rho_\theta^t}{\rho_\theta^b}$  (Table 2) and the semantic loss ratio  $\log \frac{\text{WMC}(P)}{\text{WMC}(\neg P)}$  (Eq. 4), **decompiling a DPA loss to the standard semantic loss** involves finding a propositional formula P that represents  $\rho_\theta^t$  and whose negation  $\neg P$  represents  $\rho_\theta^b$ . Given that we regard model propositions as formulas, we can associate  $\rho_\theta^t$  and  $\rho_\theta^b$  with two independent propositions  $P_w$  and  $P_l$  and compile them into a semantic loss by finding a P that equals  $P_w$  and whose negation equals  $P_l$ .*

**Assumption 1** (compositionality of decompilation). *When translating the preference log ratios  $\rho_\theta$  from Table 2 to propositional formulas, we assume that every unique model prediction  $P_M(\cdot)$  in  $\rho_\theta^t$  and  $\rho_\theta^b$  is treated as a unique proposition (weighted by  $P_M(\cdot)$ ) and that the propositional formulas  $P_w$  and  $P_l$  are built independently and compositionally by repeated application of Boolean operators over those atomic variables (i.e., the probabilistic predictions) and none others.*

**Proposition 1** (decompilation and standard semantic loss). *Under Assumption 1, not all of the losses in Table 2 can be decompiled into the standard semantic loss.*

*Proof.* Taking  $\ell_{\text{CPO}}$  as an example, the loss equation is based on the ratio  $s_\theta(y_w, y_l)$  consisting of two predictions  $P_\theta(y_w | x)$  and  $P_\theta(y_l | x)$ , which we can translate into the propositional formulas  $P_t := \mathbf{M}(x, y_w)$  and  $P_b := \mathbf{M}(x, y_l)$ , consisting of a total of two atomic propositions. Based on Observation 1, translating this to the standard semantic loss involves finding a *single* P such that  $P_w = P$  and  $P_l = \neg P$ . To see that no such P exists, we can enumerate all 16 unique Boolean functions over variables  $\mathbf{M}(x, y_w)$  and  $\mathbf{M}(x, y_l)$  (the only variables we are allowed under Assumption 1) and verify that none yield a single formula P s.t.  $\log \frac{\text{WMC}(P)}{\text{WMC}(\neg P)} = s_\theta(y_w, y_l)$ . The same argument can be applied to each of the other non-baseline losses in the table.  $\square$

Without the compositionality assumption, one can encode any  $\rho_\theta$  as a formula using additional variables and weighting schemes, as is commonly done in standard WMC encodings (Chavira & Darwiche, 2008). However, the semantics of the resulting formulas are less transparent and often hidden in the weights. We instead propose to define below a novel (unweighted) encoding for preference that doesn’t require additional variables, thereby facilitating a compositional and transparent translation from loss equations.

## 5 A LOGIC FOR PREFERENCE MODELING

As discussed above, in the standard semantic loss (SL), ML loss functions  $\ell_x$  are expressible as a single propositional formulas P interpreted via probabilistic logic, with  $\ell_x \sim -\log p_\theta(P)$ . At first glance, this formulation is at odds with standard formulations

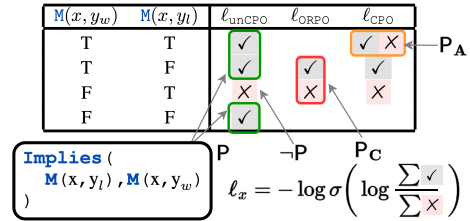


Figure 3: The Boolean semantics (top) of WMC and preference structures:  $\checkmark$  correspond to propositional models satisfying P,  $\checkmark_f$ ,  $\times$ s to  $\neg P$  and  $\neg P_f$ , blank cells to conditioning constraints  $P_C$  and cells with multiple marks to  $P_A$ . Losses (columns) are created by assigning/removing marks then counting these marks/rows using the bottom Eq. (following from Eq. 5).

of pairwise preference, such as the Bradley-Terry (BT) model (Bradley & Terry, 1952) typically assumed in RLHF, which involves modeling a preference distribution  $p_\theta(y_w \succ y_l)$  between two (often disparate) quantities (e.g., given by the kinds of log ratios in Table 2). Indeed, logical accounts of pairwise preference such as Jeffrey (1965); Rescher (1967) assume a similar semantics where preference is defined not as a single propositional formula but as an inequality between the scores  $\mu$  (e.g., as measured via WMC) of two independent propositional formulas  $\mu(P_w) > \mu(P_l)$  (where  $P_w$  corresponds to the semantic proposition for the winner and  $P_l$  to the loser, both of which can be any two arbitrary propositions, including ones that are logically independent of one another).

Proposition 1 shows that there are issues with trying to perform a direct compositional translation of DPA losses in Table 2 to semantic loss. In this section, we define a relational structure and encoding called a **preference structure** that allows us to capture the semantics of losses in a modular fashion using a single propositional formula coupled with auxiliary constraints. Such a structure, which is based on a novel construction in propositional logic for encoding arbitrary pairs of formulas (Prop 2), will later make it easy to cleanly characterize different DPA losses and gives rise to a generalized form of SL (see Figure 3 for a high-level illustration).

**Preference structure** A preference structure is a tuple  $\bar{P} = (P, P_C, P_A)$  consisting of three propositional formulas: a **core semantic formula**  $P$  coupled with **conditioning constraints**  $P_C$  (as in Eq 3, which restrict the propositional models that can be counted) and **additive constraints**  $P_A$  that tell us what propositional models always need to be counted. As we will show, all the DPA losses in Table 2 are representable as preference structures, often ones where the same core formula  $P$  is shared (e.g., the formulas in Figure 2), yet that differ in the constraints they impose ( $P_C$  and  $P_A$ ).

Each preference structure will have a **formula form**  $\bar{P}_f$  and a **negated formula form**  $\overline{\bar{P}_f}$ , which are defined by the following two propositional formulas (see running examples in Figure 3):

$$\bar{P}_f := (P \vee P_A) \wedge P_C, \quad \overline{\bar{P}_f} := (\neg P \vee P_A) \wedge P_C. \quad (6)$$

Intuitively for pairwise preference modeling,  $\bar{P}_f$  corresponds to the semantics of the winner ( $P_w$ ) and  $\overline{\bar{P}_f}$  correspond to semantics of the loser ( $P_l$ ); below we show how preference structures can represent any such pairs of formulas. More broadly, preference structures and their corresponding formula forms are designed to give us a modular way to express the original semantic loss, the conditional semantic loss and arbitrary pairwise preference. We note below two restricted types of preference structures and state their relationship with the semantic loss.

**Observation 2** (no conditioning or additive constraints). *When a preference structure  $\bar{P}$  has  $P_A$  and  $P_C$  set to  $\perp$  (false) and  $\top$  (true), respectively, the semantic loss of  $P$  is equal to the standard semantic loss of  $\bar{P}_f$ , or  $\ell(P, \theta, D) = \ell(\bar{P}_f, \theta, D)$  (under Eq 5) given the logical equivalence of  $P$  and  $\bar{P}_f$ .*

**Observation 3** (no additive constraints). *When a preference structure  $\bar{P}$  has  $P_A$  set to  $\perp$ , the conditional semantic loss (Eq 3) of  $P$  conditioned on  $P_C$ , or  $\ell(P \mid P_C, \theta, D)$ , is equal to  $\mathbb{E}_{d \sim D} \left[ -\log \sigma \left( \frac{\text{WMC}(\bar{P}_{f,d}; \theta)}{\text{WMC}(\overline{\bar{P}_f}_{f,d}; \theta)} \right) \right]$  given the equivalence with the conditional form of Eq. 5.*

With full preference structures containing  $P_A$ , any two propositional formulas (e.g., any  $P_w$  and  $P_l$ ) can be expressed as a preference structure based on a particular construction, called the **implication form**, which will play an important role when doing decompilation.

**Proposition 2.** *Given any two propositional formulas  $P_1$  and  $P_2$ , there exists a preference structure  $\bar{P}$  such that  $P_1 \equiv \bar{P}_f$  and  $P_2 \equiv \overline{\bar{P}_f}$ .*

*Proof.* We provide a specific construction we call the **implication form** of  $P_1$  and  $P_2$ . This is based on the following logical equivalences (the correctness of which can be checked manually):

$$P_1 \equiv \left( \underbrace{(P_2 \rightarrow P_1)}_P \vee \underbrace{(P_1 \wedge P_2)}_{P_A} \right) \wedge \underbrace{(P_1 \vee P_2)}_{P_C}, \quad P_2 \equiv \left( \underbrace{\neg(P_2 \rightarrow P_1)}_{\neg P} \vee \underbrace{(P_1 \wedge P_2)}_{P_A} \right) \wedge \underbrace{(P_1 \vee P_2)}_{P_C}$$

As noted above, this construction corresponds exactly to the preference structure  $(P, P_C, P_A)$  with  $P := P_2 \rightarrow P_1$ ,  $P_C := P_1 \vee P_2$  and  $P_A := P_1 \wedge P_2$  and its two formula forms. (As a special case, whenever  $P_2 \equiv \neg P_1$ , this simplifies to the structure  $\bar{P} = (P_1, \top, \perp)$ )  $\square$



As a corollary, this tells us that we can decompose any preference structure formed via the implication form to two formulas. When visualized as truth tables (Figure 3), which we can use an alternative encoding of preference structures, these correspond to the formulas representing the  $\checkmark$  s and  $\times$  s.

**Example 5** (preference structures and Boolean representations). *The truth table representation in Figure 3 has a natural mapping to preference structure, and we will use them later when discussing new derived losses. For example, the column for  $\ell_{\text{CPO}}$  can be expressed as two formulas:  $\mathbf{M}(x, y_w)$  (for  $\checkmark$ ) and  $\mathbf{M}(x, y_l)$  (for  $\times$ ), which can be compiled into a preference structure using the implication construction with  $\mathbf{P} := \mathbf{M}(x, y_l) \rightarrow \mathbf{M}(x, y_w)$ ,  $\mathbf{P}_\text{C} := \mathbf{M}(x, y_l) \vee \mathbf{M}(x, y_w)$  and  $\mathbf{P}_\text{A} := \mathbf{M}(x, y_l) \wedge \mathbf{M}(x, y_w)$ . Visually,  $\mathbf{P}_\text{C}$  corresponds to the union of rows containing a  $\checkmark$  s or  $\times$  s, and  $\mathbf{P}_\text{A}$  to all rows with both  $\checkmark$  s and  $\times$  s. In relation to Obs 2- 3, we can say intuitively that columns where the original semantic loss is applicable are ones where all rows have a single mark, and columns containing no rows with double marks can be modeled straightforwardly using the conditional semantic loss.*

## 5.1 GENERALIZED SEMANTIC LOSS BASED ON PREFERENCE STRUCTURES

In our generalization of the semantic loss, formulas  $\bar{\mathbf{P}}$  will be replaced with preference structures  $\bar{\mathbf{P}}$ . For example, we can modify the logistic log form of SL in Eq 5 to be  $\ell(\bar{\mathbf{P}}, \theta, D)$  and change the semantic loss ratio  $\rho_{\text{sem}}$  accordingly to operate over the formula forms of  $\bar{\mathbf{P}}$  in Eq 6. By analogy to the generalized DPA in Eq 1, we can view this logistic log form as a particular instance of a **generalized semantic loss**:  $\ell_{\text{sl}}(\bar{\mathbf{P}}, \theta, D) := \mathbb{E}_{d \sim D}[f(\rho_{\text{sem}}(d), \beta)]$  where, like in DPA, different choices can be made about what  $f$  to apply over the semantic loss ratio  $\rho_{\text{sem}}$ , which gives rise to several novel logics. To match the structure of DPA, we also add a weight parameter  $\beta$ . We define three particular versions of SL in Table 5, which we will need to apply our formal analysis to particular DPA losses in Table 1.

Name	$f(\rho_{\text{sem}}, \beta) =$	Semantic loss ratio
$\ell_{\text{sl-log}}$	$-\log \sigma(\beta \rho_{\text{sem}})$	$\rho_{\text{sem}} := \log \frac{\text{WMC}(\bar{\mathbf{P}}_f; \theta)}{\text{WMC}(\neg \bar{\mathbf{P}}_f; \theta)}$
$\ell_{\text{sl-squared}}$	$(\rho_{\text{sem}} - \frac{1}{2\beta})^2$	
$\ell_{\text{sl-margin}}$	$\max(0, \beta - \rho_{\text{sem}})$	

Table 3: Different forms of the generalized semantic loss that match the DPA losses in Table 1.

Given Observations 2 and 3, we can see how the standard and conditional semantic loss end up being special cases of  $\ell_{\text{sl-log}}$  under specific preference structures.

**How many loss functions are there?** Under this new formulation, we can view loss creation as a generative procedure, where we first select a  $f$  then sample two formulas  $\mathbf{P}_1$  and  $\mathbf{P}_2$  (each denoting a unique Boolean function in  $n$  variables) to create a  $\bar{\mathbf{P}}$  via Prop 2 (see also Figure 3). This view allows us to estimate the total number of definable preference structures for choice of  $f$  to be doubly exponential in the number of probabilistic predictions  $n$ , equal to  $4^{2^n}$  (i.e., the unique pairs of Boolean functions). For DPO, which involves four probabilistic predictions, this results in more than 4.2 billion semantic variations that can be defined (how DPO is translated into a preference structure is addressed in Section 5.2).

Of course, not all pairs of Boolean functions will yield meaningful losses. In particular, we will later refer to **non-trivial losses** as those where each  $\mathbf{P}_1$  and  $\mathbf{P}_2$  are not equal to one another or equal to  $\perp$  (in the truth table representations, these would be the cases where there are no  $\checkmark$  s or  $\times$  s or when the set of  $\checkmark$  s is identical to the set of  $\times$  s).

**How is the loss space structured?** While the space of loss functions is often very large, one can structure this space using the semantics of the corresponding formulas. Below we define preference entailment and equivalence and relate these semantic notions to the behavior of the compiled losses. The following formal results (see proofs in Appendix B) give us tools for structuring the DPA loss space and informing the search for new loss functions.

We define **preference entailment** for two preference structures  $\bar{\mathbf{P}}^{(1)} \sqsubseteq \bar{\mathbf{P}}^{(2)}$  in terms of ordinary propositional entailment ( $\models$ ) between formula forms:  $\bar{\mathbf{P}}^{(1)} \sqsubseteq \bar{\mathbf{P}}^{(2)} := (\bar{\mathbf{P}}_f^{(1)} \models \bar{\mathbf{P}}_f^{(2)} \wedge \neg \bar{\mathbf{P}}_f^{(2)} \models \neg \bar{\mathbf{P}}_f^{(1)})$ . Below we show (proof deferred to Appendix) that losses are monotonic w.r.t. preference entailment, as in the original SL (Xu et al., 2018).

**Proposition 3** (monotonicity). *If  $\bar{\mathbf{P}}^{(1)} \sqsubseteq \bar{\mathbf{P}}^{(2)}$  then  $\ell_{\text{sl}}(\bar{\mathbf{P}}^{(1)}, \theta, D) \geq \ell_{\text{sl}}(\bar{\mathbf{P}}^{(2)}, \theta, D)$  for any  $\theta, D$ .*

---

**Algorithm 1:** DPA losses to preference structures
 

---

**Input :** Loss equation  $\rho_\theta = \frac{\rho_\theta^t}{\rho_\theta^b}$  consisting of two disjoint polynomials  $\rho_\theta^t$  and  $\rho_\theta^b$

**Output:**  $\bar{P} = (P, P_C, P_A)$

- 1  $P_t \leftarrow \text{SEM}(\rho_\theta^t)$ ; ▷Compositional translation to logic
  - 2  $P_b \leftarrow \text{SEM}(\rho_\theta^b)$ ; ▷using Table 6
  - 3  $P \leftarrow \text{SIMPLIFY}(\text{Implies}(P_b, P_t))$ ; ▷Apply implication form, Prop. 2
  - 4  $P_C \leftarrow \text{SIMPLIFY}(\text{Or}(P_t, P_b))$
  - 5  $P_A \leftarrow \text{SIMPLIFY}(\text{And}(P_t, P_b))$
  - 6 **return**  $(P, P_C, P_A)$
- 

We will later use entailment to characterize the relative strength of DPA losses and visualize their relations using a representation called a **loss lattice** (see Figure 5, where  $\sqsubset$  is used for strict entailment). We also extend preference entailment to **preference equivalence** in a natural way:  $\bar{P}^{(1)} \equiv \bar{P}^{(2)} := (\bar{P}^{(1)} \sqsubseteq \bar{P}^{(2)} \wedge \bar{P}^{(2)} \sqsubseteq \bar{P}^{(1)})$ , and observe that our version of semantic loss is equivalent under preference equivalence.

**Proposition 4** (equivalence). *If  $\bar{P}^{(1)} \equiv \bar{P}^{(2)}$  then  $\ell_{sl}(\bar{P}^{(1)}, \theta, D) = \ell_{sl}(\bar{P}^{(2)}, \theta, D)$  for any  $\theta, D$ .*

**Example 6** (loss entailment). *Entailments can be observed using the truth table encodings for preference structures  $\bar{P}_x$  as in Figure 3 and checking for subset relations between  $\checkmark$ s and  $X$ s as in ordinary logic. For example, we can see that  $\ell_{unCPO}$  is (strictly) entailed by both  $\ell_{ORPO}$  and  $\ell_{CPO}$  by seeing that the  $\checkmark$ s of the latter are contained in the former and that the  $X$ s of the former are contained in the latter. This will allow us to prove the following kinds of results about specific losses (where  $\bar{P}_x$  corresponds to the preference structure and semantic encoding for each loss  $x$ ):*

**Proposition 5.**  $\forall D, \theta. \ell_{sl}(\bar{P}_{CPO}, \theta, D) > \ell_{sl}(\bar{P}_{unCPO}, \theta, D)$  and  $\ell_{sl}(\bar{P}_{ORPO}, \theta, D) > \ell_{sl}(\bar{P}_{unCPO}, \theta, D)$ .

and gives us a formal tool for thinking about the relative constrainedness of losses in a way that is grounded both in the semantics of those losses and their relative loss behavior. Through formalization, we can also reason about the relationship between new losses and standard losses such as cross-entropy  $\ell_{CE}$  (all these properties can be visualized in the kinds of lattices we show in Figure 5).

## 5.2 DECOMPILING DPA LOSSES INTO PREFERENCE STRUCTURES

The **decompilation** of a DPA loss  $\ell_{DPA_x}$  into a symbolic form can now be stated as finding a preference structure  $\bar{P}$  whose particular semantic loss  $\ell_{sl_x}$  is equal to  $\ell_{DPA_x}$ , as given in Eq 7:

$$\forall D, \theta. \ell_{DPA_x}(D, \theta) = \ell_{sl_x}(\bar{P}, D, \theta) \quad (7) \quad \rho_\theta = \rho_{\text{sem}}, \text{ with } \frac{\rho_\theta^t}{\rho_\theta^b} = \frac{\text{WMC}(\bar{P}_f; \theta)}{\text{WMC}(\neg \bar{P}_f; \theta)} \quad (8)$$

We say that a preference structure  $\bar{P}$  **correctly characterizes** a loss  $\ell_x$  under some  $\ell_{sl_x}$  whenever this condition holds. Given the structure of the DPA loss (Eq 1) and the generalized semantic loss, whenever  $f$  is fixed this can be reduced to finding a  $\bar{P}$  whose semantic loss ratio  $\rho_{\text{sem}}$  is equal to  $\ell_x$ 's core loss equation  $\rho_\theta$  as shown in Eq 8 (with the log removed; see again Obs. 1).

Based on this, we define a procedure for translating the core loss equations  $\rho_\theta$  in Table 2 into preference structures and  $\rho_{\text{sem}}$ . We consider each part in turn.

**Characterizing the DPA equation class** By construction, we will assume that all the core equations for DPA losses  $\rho_\theta^t$  and  $\rho_\theta^b$  are expressible as certain types of **disjoint multilinear polynomials** over binary variables  $\{x_i\}_{i=1}^n$ , intuitively polynomials whose translation via the rules in Table 6 results in valid formulas of propositional logic. Formally, such polynomials over  $n$  variables are defined as any polynomial  $e$  of the form  $e = \sum_i e_i$  where (a) for all  $i$  there exists  $J_i \subseteq \{1, \dots, n\}$  such that  $e_i = \prod_{j \in J_i} \ell_{ij}$  where  $\ell_{ij}$  is either  $x_j$  or  $(1 - x_j)$ , and (b) for all  $i, i'$ , terms  $e_i$  and  $e_{i'}$  are disjoint, i.e., have no common solutions (for some  $k$ , one term has  $x_k$  and the other has  $1 - x_k$ ).

We note that not all preference loss functions in the preference learning literature immediately fit this format, including the original form of  $\text{DPO}$  (Pal et al., 2024) which we discuss in Appendix D and fix through **variable copying** as shown in Table 2.

**Translation algorithm** Our translation process is shown in Algorithm 1. Given an input  $\rho_\theta$ , both parts of that equation are translated into logic (**lines 1-2**) via a compositional translation function SEM. The translation is standard and its correctness can be established via induction on the rules (see the full rules in Table 6): each model prediction  $P_M(\cdot)$  is mapped to a probabilistic prediction  $\mathbf{M}(\cdot)$  then:  $1 - P$  is mapped to negation,  $P_1 \cdot P_2$  to conjunction, and  $P_1 + P_2$

to disjunction. **Lines 3-5** apply the implication construction from Prop 2 to create a  $\bar{P}$ , where formulas are (optionally) minimized via SIMPLIFY (how simplify is implemented can vary, standard algorithms such as QMC (McCluskey, 1956) can be applied here).

The following result follows immediately from the correctness of our translation rules and the implication construction in the proof of Prop 2:

**Lemma 1** (correctness). *Given a loss equation  $\rho_\theta = \rho_\theta^t / \rho_\theta^b$  where  $\rho_\theta^t$ , and  $\rho_\theta^b$  are disjoint polynomials, Algorithm 1 returns a preference structure  $\bar{P}$  whose semantic loss ratio  $\rho_{sem}$  equals  $\rho_\theta$ .*

This establishes the correctness of our decompilation algorithm, showing specifically that Algorithm 1 yields preference structures that satisfy the equality in Eq 8.

**Example 7** (loss derivation). *Figure 4 shows an example derivation of  $\ell_{ORPO}$  with  $\text{ODDS}_\theta(y | x) := \frac{P_\theta(y|x)}{1-P_\theta(y|x)}$  into a preference structure. First, the loss is reduced to its core loss equation  $\rho_\theta$  as in Table 2. Parts of this equation are then compositionally translated to logic via Algorithm 1 (lines 1-2), with  $\rho_\theta^t$  corresponding to  $\mathbf{M}(x, y_w) \wedge \neg \mathbf{M}(x, y_l)$  and  $\rho_\theta^b$  to  $\mathbf{M}(x, y_l) \wedge \neg \mathbf{M}(x, y_w)$ . A preference structure is then constructed by making  $P := (\mathbf{M}(x, y_l) \wedge \neg \mathbf{M}(x, y_w)) \rightarrow (\mathbf{M}(x, y_w) \wedge \neg \mathbf{M}(x, y_l))$  (which is logically equivalent to  $\mathbf{M}(x, y_l) \rightarrow \neg \mathbf{M}(x, y_w)$ ),  $P_A := \perp$  (after simplification) and  $P_C := (\mathbf{M}(x, y_w) \wedge \neg \mathbf{M}(x, y_l)) \vee (\neg \mathbf{M}(x, y_w) \wedge \mathbf{M}(x, y_l))$ . We note that the semantic formula for the preference structure  $P$  matches the formula in the preference structure for  $\ell_{CPO}$  as we detail in Example 5.*

## 6 RESULTS AND DISCUSSION

Table 4 shows the preference structures obtained from Algorithm 1 for the DPA losses in Table 2. The following result establishes their correctness:

**Theorem 1** (Correctness of formalization). *The preference structures in Table 4 correctly characterize the losses in Table 2 and satisfy Eq 7 under the  $\ell_{sl\text{-}log}$  semantic loss (Table 5).*

*Proof.* Since the original losses were all formulated using the logistic log form of DPA, the correctness of Algorithm 1 (which follows from Lemma 1) implies that compiling the representations in Table 4 (which, as noted above, were obtained by running Algorithm 1 on the losses in Table 2) under  $\ell_{sl\text{-}log}$  will yield precisely the original losses, and hence satisfies Eq 7.  $\square$

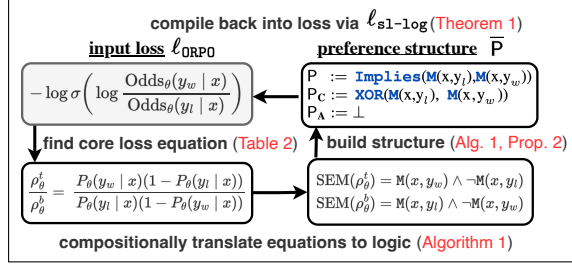


Figure 4: An example translation of  $\ell_{ORPO}$  (Hong et al., 2024) to a preference structure.

Loss	Representation $\bar{P}$
CE	$P := \mathbf{M}(x, y_w), P_C := \perp$
CEUn1	$P := \text{And}(\mathbf{M}(x, y_w), \text{Not}(\mathbf{M}(x, y_l)))$ $P_C := \perp$
CPO	$P := \text{Implies}(\mathbf{M}(x, y_l), \mathbf{M}(x, y_w))$ $P_C := \text{Or}(\mathbf{M}(x, y_l), \mathbf{M}(x, y_w))$
ORPO	$P := \text{Implies}(\mathbf{M}(x, y_l), \mathbf{M}(x, y_w))$ $P_C := \text{XOR}(\mathbf{M}(x, y_l), \mathbf{M}(x, y_w))$
DPO	$P := \text{Implies}(\text{And}(\text{Ref}(x, y_w), \mathbf{M}(x, y_l)), \text{And}(\text{Ref}(x, y_l), \mathbf{M}(x, y_w)))$ $P_C := \text{Or}(\text{And}(\text{Ref}(x, y_w), \mathbf{M}(x, y_l)), \text{And}(\text{Ref}(x, y_l), \mathbf{M}(x, y_w)))$
SimPO	$P := \text{Implies}(\text{And}(\text{Mref}(x, y_w), \mathbf{M}(x, y_l)), \text{And}(\text{Mref}(x, y_l), \mathbf{M}(x, y_w)))$ $P_C := \text{Or}(\text{And}(\text{Mref}(x, y_w), \mathbf{M}(x, y_l)), \text{And}(\text{Mref}(x, y_l), \mathbf{M}(x, y_w)))$

Table 4: Formalizations of some of the losses from Table 2 shown in terms of  $P$  and  $P_C$  (for succinctness, we exclude  $P_A$  which can be inferred from each  $P_C$  via Algorithm 1).

By simply changing the version of semantic loss, we can extend our analysis to other variants of DPO, showing its generality and invariance to the choice of  $f$ . For example, by changing  $\ell_{sl-\log}$  to  $\ell_{sl-\text{squared}}$  or  $\ell_{sl-\text{margin}}$ , we immediately obtain the following:

**Theorem 2** (Extension to other DPOs). *The DPO and CPO preference structures in Table 4 correctly characterize the IPO and SLIC losses (Table 1) and satisfy Eq 7 under the  $\ell_{sl-\text{squared}}$  and  $\ell_{sl-\text{margin}}$  semantic losses, respectively.*

Interestingly, we show in Appendix E how perceptron-style losses such as RRHF in Table 1 can be derived from our representations by changing our underlying logic to fuzzy logic, which is a popular alternative to our probabilistic logic approach. Given the ubiquity of DPO-style updates in other *online* variants of DPA (Qi et al., 2024; Zhang et al., 2024; Chen et al., 2024b), we also believe that our semantic analysis might also be useful for semantically characterizing online learning approaches, which we see as a promising future direction of research.

## 6.1 WHAT WE LEARN ABOUT KNOWN LOSSES?

**Single model approaches have an intuitive semantics and are highly constrained** Under our analysis, CPO and ORPO are both derived from the same core semantic formula  $P$  and implication first introduced in Figure 2, in spite of the superficial differences in their original form. They differ, however, in terms of the conditioning constraints  $P_C$  they impose, with CPO imposing a **one-true** constraint that requires either the winner or loser to be deemed valid, whereas ORPO imposes a **one-hot** constraint where one and only one can be deemed valid. When plotted in a broader loss landscape, as shown in Figures 5- 6, we see that both are entailed by the CEUn1 baseline, yet have a non-entailing relation to one another and the cross-entropy loss.

In general, we see that preference losses are highly constrained. This is in contrast to the losses typically used with the semantic loss, suggesting that there is much to learn by working backward from empirically successful loss functions to their semantic properties.

**Example 8** (unconstrained loss). *The loss  $\ell_{unCPO}$  is an unconstrained version of CPO, with  $P := \mathbf{M}(x, y_l) \rightarrow \mathbf{M}(x, y_w)$  and  $P_C := \top, P_A := \perp$  (see again semantics in Figure 3), and is typical of the kinds of losses produced by the standard semantic loss. When compiled into a loss, this leads to the rather cumbersome core loss equation:  $\log \frac{P_\theta(y_l|x)P_\theta(y_w|x)+(1-P_\theta(y_l|x))}{P_\theta(y_l|x)(1-P_\theta(y_w|x))}$ , which is a loss that would be very hard to derive working from DPO. While this loss has issues that we discuss below, it can be completely justified semantically, and we believe that it shows the value of having a reliable semantic framework for deriving new losses that would be otherwise difficult to derive from existing DPA approaches.*

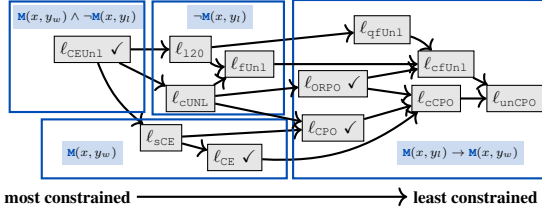


Figure 5: What other losses are there? Here we show the loss landscape for single model preference approaches using a **loss lattice** showing losses (nodes) structured according to strict entailment ( $\square$ ) and their core formulas  $P$  (boxes) with  $\checkmark$  being the known losses. See Appendix C for details of the individual losses and Figure 7.

**There are many losses still to explore and we can exhaustively enumerate them** We created new losses by modifying the conditioning constraints of existing losses. Figure 5 shows a (non-exhaustive) lattice representation of the loss landscape for single model preference approaches created by mechanically deriving new losses from the  $\ell_{CEUn1}$  baseline (the most constrained) and ordering them by strict entailment (terminating in  $\ell_{unCPO}$ , our running example). We see different **semantic regions** emerge characterized by different formulas  $P$ , notably an unexplored region of unlikelihood losses ( $\ell_{120}$ ,  $\ell_{cUnL}$ ,  $\ell_{fUnL}$ ) that optimize for the negation of the loser  $\sim\mathbf{M}(x, y_l)$ . Through compilation, any of these losses are now subject to experimentation.

Figure 6 shows an extended version of Figure 5 with the reference forms (gray boxes) of all losses (discussed below). Keeping the variables constant, this version exhaustively captures all definable single model losses and preference structures  $\bar{P}$  (nodes in this graph) that lie semantically in-between the baseline  $\ell_{CEUn1}$  and  $\ell_{unCPO}$ , or formally all  $\bar{P}$  s.t.  $\bar{P}_{CEUn1} \sqsubseteq \bar{P} \sqsubseteq \bar{P}_{unCPO}$ . We conjecture that this

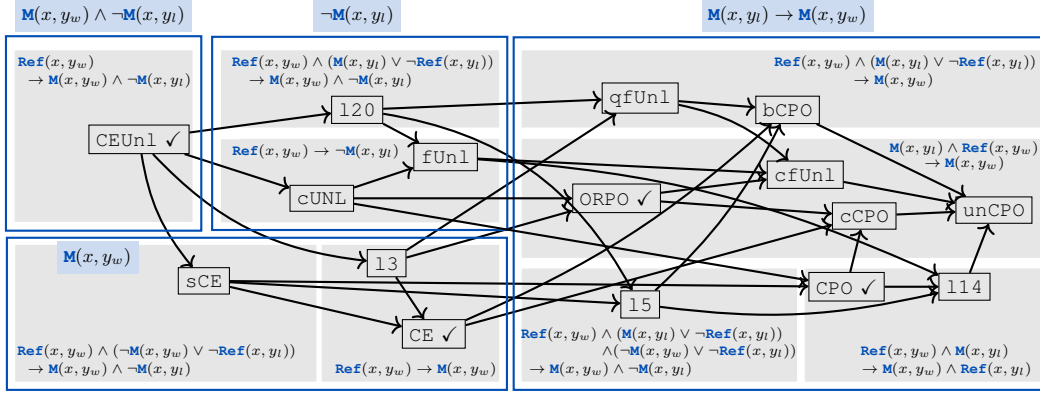


Figure 6: What are interesting DPO variants to explore? Extending the loss lattice in Figure 5 to a version of the single model losses with reference models (i.e., their **reference forms**), showing different (largely unexplored) variants of DPO and the different semantics regions (gray boxes, corresponding to the core semantic formula for P each set of losses). See Appendix C for details.

class of losses captures the most promising single model alternatives to the known losses  $\ell_{\text{CPO}}$  and  $\ell_{\text{ORPO}}$ . We empirically investigate some of these losses below.

**Adding a reference model has a clear, though sometimes peculiar, semantics** *What happens semantically when we add a reference model or term to our loss?* As discussed in Section 3, single losses can be made into a loss with a reference (i.e., its reference form) by subtracting the log ratio  $s_{\text{ref}}(y_w, y_l)$  from the single loss model quantity as shown below in Eq 9. By running the resulting loss equation  $\rho_{\theta}^{\text{ref}}$  (Eq 9) through Algorithm 1, we obtain the (non-simplified) core semantic formula P shown in Eq 10 (simplified forms of this formula are shown in the gray boxes in Figure 6):

$$\rho_{\theta}^{\text{ref}} := \underbrace{\log \frac{\rho_{\theta}^t}{\rho_{\theta}^b}}_{\text{single model ratio}} - \underbrace{s_{\text{ref}}(y_w, y_l)}_{\text{reference}} \quad (9) \quad \underbrace{(\text{SEM}(\rho_{\theta}^b) \wedge \mathbf{Ref}(x, y_w)) \rightarrow \text{SEM}(\rho_{\theta}^t) \wedge \mathbf{Ref}(x, y_l)}_{\text{semantics of P with reference model}} \quad (10)$$

The semantics of DPO, which is the reference form of  $\ell_{\text{CPO}}$ , is shown in Table 4 and is logically equivalent to a conjunction of two implications:  $\mathbf{Ref}(x, y_w) \wedge \mathbf{M}(x, y_l) \rightarrow \mathbf{M}(x, y_w)$  and  $\mathbf{Ref}(x, y_w) \wedge \neg \mathbf{Ref}(x, y_l) \rightarrow \neg \mathbf{M}(x, y_w)$ . The first says that *If the reference deems the winner to be valid and the tunable model deems the loser to be valid, then that model should also deem the winner to be valid*, while the second says that *the tunable model should deem the loser to be not valid whenever the reference deems the winner to be valid and the loser to be not valid*. While this semantics makes sense, and complements nicely the semantics of CPO by adding information about the referent model, DPO includes conditioning constraints that are hard to justify from first principles, and that make it semantically disconnected from the CE and CEUnl baselines.

We also note that variants like SimPO and DPOP when formalized maintain exactly the same structure of DPO in Table 4, with DPOP adding repeated variables that amplify the score of the winner (see Section D). Giving the semantic similarity between these variants and DPO, any small semantic change found in one would likely be useful in these others, which motivates general exploration into varying the conditioning constraints. Several such variants of DPO and SimPO are shown in Figure 6.

**Example 9** (Novel variant of cross-entropy). *In addition to finding novel variants of DPO, the reference forms can also reveal intriguing variants of standard losses like cross-entropy  $\ell_{\text{CE}}$ . Semantically,  $\ell_{\text{CE}}$  can be expressed in an implication form as  $\neg \mathbf{M}(x, y_w) \rightarrow \mathbf{M}(x, y_w)$ . By adding a reference model according to Eq 10, this results in the formula  $(\neg \mathbf{M}(x, y_w) \wedge \mathbf{Ref}(x, y_w)) \rightarrow \mathbf{M}(x, y_w) \wedge \mathbf{Ref}(x, y_l)$ , which simplifies to the logically equivalent formula  $\mathbf{Ref}(x, y_w) \rightarrow \mathbf{M}(x, y_w)$ . Semantically, this leads to a variant of cross-entropy where updates are made based on signal from the reference model, which seems like a natural variation. The full loss equation results in  $\rho_{\theta} = \log \frac{P_{\theta}(y_w|x)P_{\text{ref}}(y_l|x)}{(1-P_{\theta}(y_w|x))P_{\text{ref}}(y_w|x)}$ ; by modifying the conditioning constraints one can arrive at different variants of this loss and directly implement each variant for experimentation.*

## 6.2 APPLYING OUR FRAMEWORK AND FUTURE WORK

Our formal analysis reveals that the space of DPA losses is large, yet structured in systematic ways that we can now describe through symbolic encodings. Through cases studies involving the new losses in Figure 5, we discuss some empirical results that give tips for how to better navigate this space and look for improved DPA losses using our framework. Specifically, we focus on losses around the known loss  $\ell_{\text{CPO}}$ , which we treat as a natural baseline to compare against. All experiments are performed using a 0.5 billion parameter LLM, *Qwen-0.5B* (Bai et al., 2023), tuned using `trl` (von Werra et al., 2020) on the `ultrafeedback` dataset; following standard practice, losses were implemented with a weighted cross-entropy regularizer term (see full experiment details and details about hyper-parameters in Appendix C).

While these experiments are small scale and limited in scope, they are merely meant to suggest possible uses our framework and open questions. We also share some general observations and conjectures that we hope motivates future research in this area.

**How does constrainedness relate to loss behavior? Unintentional alignment shortcuts** Moving left to the right in Figure 5 yields semantically less constrained losses. For example, we see through the Boolean semantics in Figure 7 that some unconstrained losses can be satisfied by making the winner and loser both false ( $\ell_{\text{unCPO}}, \ell_{\text{cfUNL}}$ ) or by making the the winner and loser both true ( $\ell_{\text{unCPO}}, \ell_{\text{cCPO}}$ ). One natural question is: *How does constrainedness contribute to a loss function’s empirical success?*

We observe repeatedly, consistent with other recent work on neuro-symbolic modeling (Marconato et al., 2024; van Krieken et al., 2024b), that such unconstrainedness can yield extreme behavior as illustrated in Figure 7. For example,  $\ell_{\text{unCPO}}$  and  $\ell_{\text{cfUNL}}$  attempt to make both the winners and losers false by driving their probability in the direction of zero (as shown in in both training (b) and evaluation (c)), whereas  $\ell_{\text{cfUNL}}$  keeps both probabilities high to make both true. When viewing learning as a constraint satisfaction problem, such behavior makes sense and could help to better understand various spurious training behavior observed elsewhere in the DPA literature, e.g., related to likelihood displacement and *unintentional unalignment* studied in Razin et al. (2024) or issues with preference ranking (Chen et al., 2024a).

These results suggest that understanding the way in which a loss is constrained and whether it gives rise to spurious or **unintentional alignment shortcuts** (e.g., making both predictions false) is an important factor when designing new loss functions. We note that existing losses in Figure 5 are in the middle of the two extreme points and seem less susceptible to such extreme behavior, which could explain their success.

loss	WR% ( $\ell_{\text{cpo}}$ )	evol	false-qa	flan	sharegpt	ultrachat
$\ell_{\text{cfUNL}}$	46.1 ( $\pm 0.4$ )	46.1 ( $\pm 2.2$ )	51.6 ( $\pm 2.9$ )	46.4 ( $\pm 1.7$ )	46.2 ( $\pm 1.2$ )	44.1 ( $\pm 1.0$ )
$\ell_{\text{cfUNL}}$	48.9 ( $\pm 0.8$ )	45.3 ( $\pm 1.9$ )	34.7 ( $\pm 6.3$ )	57.9 ( $\pm 1.2$ )	46.8 ( $\pm 2.4$ )	41.3 ( $\pm 1.4$ )
$\ell_{\text{cCPO}}$	52.0 ( $\pm 0.6$ )	50.7 ( $\pm 0.5$ )	50.2 ( $\pm 0.7$ )	57.2 ( $\pm 1.1$ )	47.2 ( $\pm 1.8$ )	53.1 ( $\pm 1.9$ )
$\ell_{\text{unCPO}}$	46.0 ( $\pm 0.2$ )	45.8 ( $\pm 0.3$ )	52.1 ( $\pm 3.0$ )	45.7 ( $\pm 0.6$ )	46.2 ( $\pm 2.1$ )	44.8 ( $\pm 2.1$ )

Table 5: Comparing performance of *Qwen-0.5B* tuned on new losses (rows) against  $\ell_{\text{CPO}}$  based on aggregate win-rate (WR % (std)) on `ultrafeedback` test (second column) and different test subsets (columns 2-6).

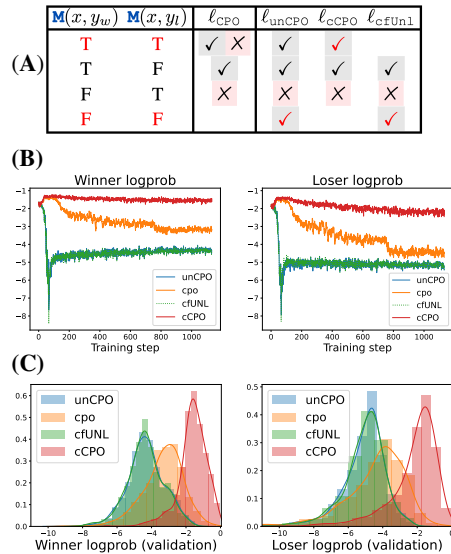


Figure 7: An illustration (A) of how to semantically satisfy losses (✓) and the corresponding log probability behavior during training (B) and evaluation (C).

**Can we find empirically improved losses using our method? Formalize and refine** Our ultimate aim is to use our framework to help discover new and successful preference algorithms. Given the spurious behavior of losses  $\ell_{\text{unCPO}}$  and  $\ell_{\text{cfUNL}}$ , we would expect them to be less empirically successful. To test this and compare against  $\ell_{\text{CPO}}$ , we performed a model-as-judge-style experiment based on Hong et al. (2024) that uses an off-the-shelf reward model (Cai et al., 2024) to score

---

the outputs generated by our new models using the prompts from the `ultrafeedback` test set. We then compare these rewards scores against those of  $\ell_{\text{CPO}}$  to compute a win-rate, which gives an indication of improved or comparable generation quality over  $\ell_{\text{CPO}}$ . Indeed, we see in Table 5 that in aggregate (column 1),  $\ell_{\text{unCPO}}$  and  $\ell_{\text{cFUNL}}$  have the lowest win-rate against  $\ell_{\text{CPO}}$ . Interestingly, we see that  $\ell_{\text{CCPO}}$  has a win-rate that suggests comparable generation quality to  $\ell_{\text{CPO}}$ , which shows the potential of using our framework to derive new and empirically successful losses.

These experiments are an exercise in an approach we call **formalize and refine**, i.e., starting from empirically successful losses such as  $\ell_{\text{CPO}}$ , one can formalize such losses then modify the semantics to be more or less constrained based on empirical findings. We think more large scale exploration of the full loss space using such a strategy, especially for DPO, could help to find improved variants of DPA losses.

### Is there a single semantics for all preference learning? The different semantics conjecture

We note that win-rate across different categories in `ultrafeedback` (i.e., the right most columns in Table 5) varies quite considerably across models and loss types. This suggests that different types of preference data rely on a different semantics of preference, which requires a tuning approach that’s tailored to those differences. We conjecture that such a phenomenon is likely to be wide spread across different tasks and datasets, and we see more empirical work on understanding the kinds of semantics needed in different scenarios as a promising direction of future work. We see recent attempts at incorporating more fine-grained annotation into preference data, as in Miranda et al. (2024), as being complementary to this broader goal.

## 7 CONCLUSION

Despite the routine use of a variety of DPA algorithms to align LLMs with human preferences, knowing what exactly the losses underlying these algorithms capture and how they relate to each other remains largely unknown. We presented a new technique for characterizing the semantics of such losses in terms of logical formulas over boolean propositions that capture model predictions. Key to our approach is the *decompilation* procedure, allowing one to compositionally derive provably correct symbolic formulas corresponding to any loss function expressed as a ratio of disjoint multilinear polynomials. Our approach provides a fresh perspective into preference losses, identifying a rich loss landscape and opening up new ways for practitioners to explore new losses by systematically varying the symbolic formulas corresponding to existing successful loss functions.

## ACKNOWLEDGEMENTS

Special thanks to the following people for their feedback at various stages of the work (in alphabetical order): Kareem Ahmed, Gregor Betz, Junyan Cheng, Hamish Ivison, Maryna Kavalenka, Nathan Lambert, Robin Manhaeve, Valentina Pyatkin, Emile van Krieken, Antonio Vergari, and Gijs Wijnholds, as well as the four anonymous reviewers who read an earlier draft (in particular, we thank one reviewer who provided useful details about standard WMC encodings and feedback related to Assumption 1). Thanks also to the audiences at AI2, the University of Utah, and the University of Stuttgart for listening to a talk version of this paper and for providing helpful feedback and discussion. As usual, any remaining mistakes remain our own.

## REFERENCES

- Kareem Ahmed, Stefano Teso, Kai-Wei Chang, Guy Van den Broeck, and Antonio Vergari. Semantic probabilistic layers for neuro-symbolic learning. *Advances in Neural Information Processing Systems*, 35:29944–29959, 2022.
- Kareem Ahmed, Kai-Wei Chang, and Guy Van den Broeck. A pseudo-semantic loss for deep generative models with logical constraints. 2023a.
- Kareem Ahmed, Stefano Teso, Paolo Morettin, Luca Di Liello, Pierfrancesco Ardino, Jacopo Gobbi, Yitao Liang, Eric Wang, Kai-Wei Chang, Andrea Passerini, et al. Semantic loss functions for neuro-symbolic structured prediction. In *Compendium of Neurosymbolic Artificial Intelligence*, pp. 485–505. IOS Press, 2023b.

- 
- Afra Amini, Tim Vieira, and Ryan Cotterell. Direct preference optimization with an offset. *In Findings of ACL*, 2024.
- Akari Asai and Hannaneh Hajishirzi. Logic-guided data augmentation and regularization for consistent question answering. *Proceedings of ACL*, 2020.
- Mohammad Gheshlaghi Azar, Mark Rowland, Bilal Piot, Daniel Guo, Daniele Calandriello, Michal Valko, and Rémi Munos. A general theoretical paradigm to understand learning from human preferences. *arXiv preprint arXiv:2310.12036*, 2023.
- Jinze Bai, Shuai Bai, Yunfei Chu, Zeyu Cui, Kai Dang, Xiaodong Deng, Yang Fan, Wenbin Ge, Yu Han, Fei Huang, et al. Qwen technical report. *arXiv preprint arXiv:2309.16609*, 2023.
- Luca Beurer-Kellner, Marc Fischer, and Martin Vechev. Prompting is programming: A query language for large language models. *Proceedings of the ACM on Programming Languages*, 7(PLDI): 1946–1969, 2023.
- Ralph Allan Bradley and Milton E Terry. Rank analysis of incomplete block designs: I. the method of paired comparisons. *Biometrika*, 39(3/4):324–345, 1952.
- Zheng Cai, Maosong Cao, Haojiong Chen, Kai Chen, Keyu Chen, Xin Chen, Xun Chen, Zehui Chen, Zhi Chen, Pei Chu, Xiaoyi Dong, Haodong Duan, Qi Fan, Zhaoye Fei, Yang Gao, Jiaye Ge, Chenya Gu, Yuzhe Gu, Tao Gui, Aijia Guo, Qipeng Guo, Conghui He, Yingfan Hu, Ting Huang, Tao Jiang, Penglong Jiao, Zhenjiang Jin, Zhikai Lei, Jiaying Li, Jingwen Li, Linyang Li, Shuaibin Li, Wei Li, Yining Li, Hongwei Liu, Jiangning Liu, Jiawei Hong, Kaiwen Liu, Kuikun Liu, Xiaoran Liu, Chengqi Lv, Haijun Lv, Kai Lv, Li Ma, Runyuan Ma, Zerun Ma, Wenchang Ning, Linke Ouyang, Jiantao Qiu, Yuan Qu, Fukai Shang, Yunfan Shao, Demin Song, Zifan Song, Zhihao Sui, Peng Sun, Yu Sun, Huanze Tang, Bin Wang, Guoteng Wang, Jiaqi Wang, Jiayu Wang, Rui Wang, Yudong Wang, Ziyi Wang, Xingjian Wei, Qizhen Weng, Fan Wu, Yingtong Xiong, Chao Xu, Ruiliang Xu, Hang Yan, Yirong Yan, Xiaogui Yang, Haochen Ye, Huaiyuan Ying, Jia Yu, Jing Yu, Yuhang Zang, Chuyu Zhang, Li Zhang, Pan Zhang, Peng Zhang, Ruijie Zhang, Shuo Zhang, Songyang Zhang, Wenjian Zhang, Wenwei Zhang, Xingcheng Zhang, Xinyue Zhang, Hui Zhao, Qian Zhao, Xiaomeng Zhao, Fengzhe Zhou, Zaida Zhou, Jingming Zhuo, Yicheng Zou, Xipeng Qiu, Yu Qiao, and Dahua Lin. Internlm2 technical report, 2024.
- Diego Calanzone, Stefano Teso, and Antonio Vergari. Logically consistent language models via neuro-symbolic integration. *arXiv preprint arXiv:2409.13724*, 2024.
- Mark Chavira and Adnan Darwiche. On probabilistic inference by weighted model counting. *Artificial Intelligence*, 172(6-7):772–799, 2008.
- Angelica Chen, Sadhika Malladi, Lily H Zhang, Xinyi Chen, Qiuyi Zhang, Rajesh Ranganath, and Kyunghyun Cho. Preference learning algorithms do not learn preference rankings. *Proceedings of NeurIPS*, 2024a.
- Zixiang Chen, Yihe Deng, Huizhuo Yuan, Kaixuan Ji, and Quanquan Gu. Self-play fine-tuning converts weak language models to strong language models. *Proceedings of ICML*, 2024b.
- Paul F Christiano, Jan Leike, Tom Brown, Miljan Martic, Shane Legg, and Dario Amodei. Deep reinforcement learning from human preferences. *Advances in neural information processing systems*, 30, 2017.
- Ganqu Cui, Lifan Yuan, Ning Ding, Guanming Yao, Wei Zhu, Yuan Ni, Guotong Xie, Zhiyuan Liu, and Maosong Sun. Ultrafeedback: Boosting language models with high-quality feedback, 2023.
- Josef Dai, Xuehai Pan, Ruiyang Sun, Jiaming Ji, Xinbo Xu, Mickel Liu, Yizhou Wang, and Yaodong Yang. Safe rlhf: Safe reinforcement learning from human feedback. *In Proceedings of ICLR*, 2024.
- Luc De Raedt and Angelika Kimmig. Probabilistic (logic) programming concepts. *Machine Learning*, 100:5–47, 2015.
- Luc De Raedt, Angelika Kimmig, and Hannu Toivonen. Problog: A probabilistic prolog and its application in link discovery. *In Proceedings of IJCAI*, pp. 2462–2467, 2007.



- 
- David Dohan, Winnie Xu, Aitor Lewkowycz, Jacob Austin, David Bieber, Raphael Gontijo Lopes, Yuhuai Wu, Henryk Michalewski, Rif A Saurous, Jascha Sohl-Dickstein, et al. Language model cascades. *arXiv preprint arXiv:2207.10342*, 2022.
- Ivan Donadello, Luciano Serafini, and Artur D’Avila Garcez. Logic tensor networks for semantic image interpretation. *arXiv preprint arXiv:1705.08968*, 2017.
- Jason Eisner, Eric Goldlust, and Noah A Smith. Dyna: A declarative language for implementing dynamic programs. In *Proc. of ACL*, 2004.
- Kawin Ethayarajh, Winnie Xu, Niklas Muennighoff, Dan Jurafsky, and Douwe Kiela. Kto: Model alignment as prospect theoretic optimization. *Proceedings of ICML*, 2024.
- Daan Fierens, Guy Van den Broeck, Joris Renkens, Dimitar Shterionov, Bernd Gutmann, Ingo Thon, Gerda Janssens, and Luc De Raedt. Inference and learning in probabilistic logic programs using weighted boolean formulas. *Theory and Practice of Logic Programming*, 15(3):358–401, 2015.
- Marc Fischer, Mislav Balunovic, Dana Drachler-Cohen, Timon Gehr, Ce Zhang, and Martin Vechev. D12: training and querying neural networks with logic. In *Proceedings of ICML*, 2019.
- Dan Friedman, Alexander Wettig, and Danqi Chen. Learning transformer programs. *Advances in Neural Information Processing Systems*, 36, 2024.
- Francesco Giannini, Giuseppe Marra, Michelangelo Diligenti, Marco Maggini, and Marco Gori. On the relation between loss functions and t-norms. In *Inductive Logic Programming: 29th International Conference*, 2020.
- Francesco Giannini, Michelangelo Diligenti, Marco Maggini, Marco Gori, and Giuseppe Marra. T-norms driven loss functions for machine learning. *Applied Intelligence*, 53(15):18775–18789, 2023.
- Mattia Medina Grespan, Ashim Gupta, and Vivek Srikumar. Evaluating relaxations of logic for neural networks: A comprehensive study. *Proceedings of IJCAI*, 2021.
- Joseph Y Halpern, Robert Harper, Neil Immerman, Phokion G Kolaitis, Moshe Y Vardi, and Victor Vianu. On the unusual effectiveness of logic in computer science. *Bulletin of Symbolic Logic*, 7(2):213–236, 2001.
- John Hewitt, Michael Hahn, Surya Ganguli, Percy Liang, and Christopher D. Manning. RNNs can generate bounded hierarchical languages with optimal memory. In *Proceedings of EMNLP*, 2020.
- Jiwoo Hong, Noah Lee, and James Thorne. Reference-free monolithic preference optimization with odds ratio. *Proceedings of EMNLP*, 2024.
- Xiangkun Hu, Tong He, and David Wipf. New desiderata for direct preference optimization. *arXiv preprint arXiv:2407.09072*, 2024.
- Hamish Ivison, Yizhong Wang, Valentina Pyatkin, Nathan Lambert, Matthew Peters, Pradeep Dasigi, Joel Jang, David Wadden, Noah A Smith, Iz Beltagy, et al. Camels in a changing climate: Enhancing lm adaptation with tulu 2. *arXiv preprint arXiv:2311.10702*, 2023.
- Richard C Jeffrey. *The logic of decision*. University of Chicago press, 1965.
- Jiaming Ji, Mickel Liu, Josef Dai, Xuehai Pan, Chi Zhang, Ce Bian, Boyuan Chen, Ruiyang Sun, Yizhou Wang, and Yaodong Yang. Beavertails: Towards improved safety alignment of llm via a human-preference dataset. *Advances in Neural Information Processing Systems*, 36, 2024.
- Omar Khattab, Arnav Singhvi, Paridhi Maheshwari, Zhiyuan Zhang, Keshav Santhanam, Sri Vardhamanan, Saiful Haq, Ashutosh Sharma, Thomas T Joshi, Hanna Moazam, et al. Dspy: Compiling declarative language model calls into self-improving pipelines. *arXiv preprint arXiv:2310.03714*, 2023.
- Erich Peter Klement, Radko Mesiar, and Endre Pap. *Triangular norms*, volume 8. Springer Science & Business Media, 2013.

- 
- Tao Li, Vivek Gupta, Maitrey Mehta, and Vivek Srikumar. A Logic-Driven Framework for Consistency of Neural Models. In *Proceedings of EMNLP*, 2019.
- Ziyang Li, Jiani Huang, and Mayur Naik. Scallop: A language for neurosymbolic programming. *Proceedings of the ACM on Programming Languages*, 7(PLDI):1463–1487, 2023.
- Wei Liu, Weihao Zeng, Keqing He, Yong Jiang, and Junxian He. What makes good data for alignment? a comprehensive study of automatic data selection in instruction tuning. *arXiv preprint arXiv:2312.15685*, 2023.
- Robin Manhaeve, Sebastijan Dumancic, Angelika Kimmig, Thomas Demeester, and Luc De Raedt. Deepprolog: Neural probabilistic logic programming. *Advances in neural information processing systems*, 31, 2018.
- Emanuele Marconato, Stefano Teso, Antonio Vergari, and Andrea Passerini. Not all neuro-symbolic concepts are created equal: Analysis and mitigation of reasoning shortcuts. *Advances in Neural Information Processing Systems*, 36, 2024.
- Giuseppe Marra, Francesco Giannini, Michelangelo Diligenti, and Marco Gori. Integrating learning and reasoning with deep logic models. In *Joint European Conference on Machine Learning and Knowledge Discovery in Databases*, pp. 517–532. Springer, 2019.
- Giuseppe Marra, Sebastijan Dumančić, Robin Manhaeve, and Luc De Raedt. From statistical relational to neurosymbolic artificial intelligence: A survey. *Artificial Intelligence*, pp. 104062, 2024.
- John McCarthy et al. *Programs with common sense*. RLE and MIT computation center Cambridge, MA, USA, 1960.
- Edward J McCluskey. Minimization of boolean functions. *The Bell System Technical Journal*, 35(6):1417–1444, 1956.
- Yu Meng, Mengzhou Xia, and Danqi Chen. Simpo: Simple preference optimization with a reference-free reward. *Proceedings of Neurips*, 2024.
- Pasquale Minervini and Sebastian Riedel. Adversarially regularising neural nli models to integrate logical background knowledge. *arXiv preprint arXiv:1808.08609*, 2018.
- Lester James V Miranda, Yizhong Wang, Yanai Elazar, Sachin Kumar, Valentina Pyatkin, Faeze Brahman, Noah A Smith, Hannaneh Hajishirzi, and Pradeep Dasigi. Hybrid preferences: Learning to route instances for human vs. ai feedback. *arXiv preprint arXiv:2410.19133*, 2024.
- Nils J Nilsson. Logic and artificial intelligence. *Artificial intelligence*, 47(1-3):31–56, 1991.
- Long Ouyang, Jeffrey Wu, Xu Jiang, Diogo Almeida, Carroll Wainwright, Pamela Mishkin, Chong Zhang, Sandhini Agarwal, Katarina Slama, Alex Ray, et al. Training language models to follow instructions with human feedback. *Advances in neural information processing systems*, 35: 27730–27744, 2022.
- Arka Pal, Deep Karkhanis, Samuel Dooley, Manley Roberts, Siddartha Naidu, and Colin White. Smaug: Fixing failure modes of preference optimisation with dpo-positive. *arXiv preprint arXiv:2402.13228*, 2024.
- Ryan Park, Rafael Rafailov, Stefano Ermon, and Chelsea Finn. Disentangling length from quality in direct preference optimization. *Proceedings of ACL*, 2024.
- Biqing Qi, Pengfei Li, Fangyuan Li, Junqi Gao, Kaiyan Zhang, and Bowen Zhou. Online dpo: Online direct preference optimization with fast-slow chasing. *arXiv preprint arXiv:2406.05534*, 2024.
- Rafael Rafailov, Archit Sharma, Eric Mitchell, Stefano Ermon, Christopher D Manning, and Chelsea Finn. Direct preference optimization: Your language model is secretly a reward model. *Proceedings of NeurIPS*, 2023.

- 
- Noam Razin, Sadhika Malladi, Adithya Bhaskar, Danqi Chen, Sanjeev Arora, and Boris Hanin. Unintentional unalignment: Likelihood displacement in direct preference optimization. *arXiv preprint arXiv:2410.08847*, 2024.
- Nicholas Rescher. Semantic foundations for the logic of preference. *The logic of decision and action*, pp. 37–62, 1967.
- Kyle Richardson and Vivek Srikumar. Lectures on formal techniques for neuro-symbolic modeling, August 2023. URL [https://github.com/yakazimir/esslli\\_neural\\_symbolic](https://github.com/yakazimir/esslli_neural_symbolic).
- Kyle Richardson and Gijs Wijnholds. Lectures on language model programming, August 2024. URL [https://github.com/yakazimir/esslli\\_2024\\_llm\\_programming](https://github.com/yakazimir/esslli_2024_llm_programming).
- Tim Rocktäschel, Sameer Singh, and Sebastian Riedel. Injecting logical background knowledge into embeddings for relation extraction. In *Proceedings of NAACL*, 2015.
- Amir Saeidi, Shivanshu Verma, and Chitta Baral. Insights into alignment: Evaluating dpo and its variants across multiple tasks. *arXiv preprint arXiv:2404.14723*, 2024.
- Natalia Ślusarz, Ekaterina Komendantskaya, Matthew L Daggitt, Robert Stewart, and Kathrin Stark. Logic of differentiable logics: Towards a uniform semantics of dl. *arXiv preprint arXiv:2303.10650*, 2023.
- Yunhao Tang, Zhaohan Daniel Guo, Zeyu Zheng, Daniele Calandriello, Rémi Munos, Mark Rowland, Pierre Harvey Richemond, Michal Valko, Bernardo Ávila Pires, and Bilal Piot. Generalized preference optimization: A unified approach to offline alignment. *arXiv preprint arXiv:2402.05749*, 2024.
- Emile van Krieken, Erman Acar, and Frank van Harmelen. Analyzing differentiable fuzzy logic operators. *Artificial Intelligence*, 302:103602, 2022.
- Emile van Krieken, Samy Badreddine, Robin Manhaeve, and Eleonora Giunchiglia. Uller: A unified language for learning and reasoning. In *International Conference on Neural-Symbolic Learning and Reasoning*, pp. 219–239. Springer, 2024a.
- Emile van Krieken, Pasquale Minervini, Edoardo M Ponti, and Antonio Vergari. On the independence assumption in neurosymbolic learning. *arXiv preprint arXiv:2404.08458*, 2024b.
- Tim Vieira, Matthew Francis-Landau, Nathaniel Wesley Filardo, Farzad Khorasani, and Jason Eisner. Dyna: Toward a self-optimizing declarative language for machine learning applications. In *Proceedings of the 1st ACM SIGPLAN International Workshop on Machine Learning and Programming Languages*, pp. 8–17, 2017.
- Leandro von Werra, Younes Belkada, Lewis Tunstall, Edward Beeching, Tristan Thrush, Nathan Lambert, Shengyi Huang, Kashif Rasul, and Quentin Gallouédec. Trl: Transformer reinforcement learning. <https://github.com/huggingface/trl>, 2020.
- Yufei Wang, Wanjun Zhong, Liangyou Li, Fei Mi, Xingshan Zeng, Wenyong Huang, Lifeng Shang, Xin Jiang, and Qun Liu. Aligning large language models with human: A survey. *arXiv preprint arXiv:2307.12966*, 2023.
- Sean Welleck, Ilia Kulikov, Stephen Roller, Emily Dinan, Kyunghyun Cho, and Jason Weston. Neural text generation with unlikelihood training. In *International Conference on Learning Representations*, 2019.
- Haoran Xu, Amr Sharaf, Yunmo Chen, Weiting Tan, Lingfeng Shen, Benjamin Van Durme, Kenton Murray, and Young Jin Kim. Contrastive preference optimization: Pushing the boundaries of llm performance in machine translation. *arXiv preprint arXiv:2401.08417*, 2024.
- Jingyi Xu, Zilu Zhang, Tal Friedman, Yitao Liang, and Guy Broeck. A Semantic Loss Function for Deep Learning with Symbolic Knowledge. In *Proceedings of ICML*, pp. 5498–5507, 2018.

Zheng Yuan, Hongyi Yuan, Chuanqi Tan, Wei Wang, Songfang Huang, and Fei Huang. Rrhf: Rank responses to align language models with human feedback without tears. *arXiv preprint arXiv:2304.05302*, 2023.

Lotfi A Zadeh. Fuzzy logic and approximate reasoning. *Synthese*, 30(3):407–428, 1975.

Shenao Zhang, Donghan Yu, Hiteshi Sharma, Han Zhong, Zhihan Liu, Ziyi Yang, Shuohang Wang, Hany Hassan, and Zhaoran Wang. Self-exploring language models: Active preference elicitation for online alignment. *arXiv preprint arXiv:2405.19332*, 2024.

Hanyang Zhao, Genta Indra Winata, Anirban Das, Shi-Xiong Zhang, David D Yao, Wenpin Tang, and Sambit Sahu. Rainbowpo: A unified framework for combining improvements in preference optimization. *arXiv preprint arXiv:2410.04203*, 2024.

Yao Zhao, Mikhail Khalman, Rishabh Joshi, Shashi Narayan, Mohammad Saleh, and Peter J Liu. Calibrating sequence likelihood improves conditional language generation. In *Proceedings of ICLR*, 2022.

Yao Zhao, Rishabh Joshi, Tianqi Liu, Misha Khalman, Mohammad Saleh, and Peter J Liu. SLiC-HF: Sequence Likelihood Calibration with Human Feedback. *arXiv preprint arXiv:2305.10425*, 2023.

Daniel M Ziegler, Nisan Stiennon, Jeffrey Wu, Tom B Brown, Alec Radford, Dario Amodei, Paul Christiano, and Geoffrey Irving. Fine-tuning language models from human preferences. *arXiv preprint arXiv:1909.08593*, 2019.

## A SEMANTIC TRANSLATION RULES

In Table 6 we show the full translation rules for Algorithm 1.

## B PROOFS OF PROPOSITIONS

Below we state propositions discussed in Section 5.1 with their proofs.

**Proposition 6** (monotonicity). *If  $\bar{P}^{(1)} \sqsubseteq \bar{P}^{(2)}$  then  $\ell_{sl}(\bar{P}^{(1)}, \theta, D) \geq \ell_{sl}(\bar{P}^{(2)}, \theta, D)$  for any  $\theta, D$ .*

*Proof.* By the definition of preference entailment, we have  $\bar{P}_f^{(1)} \models \bar{P}_f^{(2)}$ . This means that for any  $d$ ,  $\bar{P}^1(d) \models \bar{P}^2(d)$ , which implies that for any  $\theta$ ,  $\text{WMC}(\bar{P}^{(1)}(d); \theta) \leq \text{WMC}(\bar{P}^{(2)}(d); \theta)$ . From the definition of preference entailment, we also have  $\neg \bar{P}^{(2)}(d) \models \neg \bar{P}^{(1)}(d)$ . Following a similar line of reasoning as above, this implies  $\text{WMC}(\neg \bar{P}^{(1)}(d); \theta) \geq \text{WMC}(\neg \bar{P}^{(2)}(d); \theta)$ . Thus, for any  $d$  and  $\theta$ , the weighted model counting ratio term in the semantic loss in Table 5 is no larger for  $\bar{P}^{(1)}$  than for  $\bar{P}^{(2)}$ . It follows that  $\ell_{sl}(\bar{P}^{(1)}, \theta, \{d\}) \geq \ell_{sl}(\bar{P}^{(2)}, \theta, \{d\})$ . Taking the expectation over  $d \sim D$ , we obtain  $\ell_{sl}(\bar{P}^{(1)}, \theta, D) \geq \ell_{sl}(\bar{P}^{(2)}, \theta, D)$ .  $\square$

We state below the corollary of this to preference equivalence:

**Corollary 1** (semantic equivalence). *If  $\bar{P}^1 \equiv \bar{P}^2$  then  $\ell_{sl}(\bar{P}^{(1)}, \theta, D) = \ell_{sl}(\bar{P}^{(2)}, \theta, D)$  for any  $\theta, D$ .*

The next result is an analogue to the locality property in the original semantic loss (Xu et al., 2018), which tells us that unused logical variables in formulas do not affect loss values and allows us to compare losses with different number of variables.

Input	SEM( $\cdot$ ) predictions
$P_{\mathbf{M}}(y \mid x)$	$P := \mathbf{M}(x, y)$
formulas P	
$P_1 \cdot P_2$	$P := \mathbf{And}(P_1, P_2)$
$1 - P$	$P := \mathbf{Not}(P)$
$P_1 + P_2$	$P := \mathbf{Or}(P_1, P_2)$

Table 6: Rules for the compositional translation of loss expressions into symbolic formulas.

$\mathbf{M}(x, y_w)$	$\mathbf{M}(x, y_l)$	$\ell_{\text{ORPO}}$	$\ell_{\text{cUnl}}$	$\ell_{13}$	$\ell_{\text{CEUnl}}$	$\ell_{\text{cCPO}}$	$\ell_{\text{CPO}}$	$\ell_{\text{CE}}$	$\ell_{\text{sCE}}$
T	T		×		×	✓	✓	×	✓
T	F	✓	✓	✓	✓	✓	✓	✓	✓
F	T	×	×	×	×	×	×	×	×
F	F			×	×			×	×

$\mathbf{M}(x, y_w)$	$\mathbf{M}(x, y_l)$	$\ell_{\text{cfUnl}}$	$\ell_{\text{fUnl}}$	$\ell_{\text{qfUnl}}$	$\ell_{120}$	$\ell_{\text{uncCPO}}$	$\ell_{114}$	$\ell_{\text{bCE}}$	$\ell_{15}$
T	T		×		×	✓	✓	×	✓
T	F	✓	✓	✓	✓	✓	✓	✓	✓
F	T	×	×	×	×	×	×	×	×
F	F	✓	✓	✓	×	✓	✓	×	×

Figure 8: A Boolean representation (in the style of Figure 3) of the single model loss functions shown in Figure 5.

**Proposition 7** (locality). *Let  $\bar{\mathbf{P}}$  be a preference structure defined over probabilistic prediction variables  $\mathbf{X}$  with parameters  $\theta_x$ . Let  $\mathbf{Y}$  be some disjoint set of variables with parameters  $\theta_y$ . Then  $\ell_{sl}(\bar{\mathbf{P}}, \theta_x, D) = \ell_{sl}(\bar{\mathbf{P}}, [\theta_x \theta_y], D)$  for any  $D$ .*

*Proof.* Let  $\mathbf{w}_x$  be any world over variables  $\mathbf{X}$  and  $\mathbf{w}_y$  be any world over (disjoint) variables  $\mathbf{Y}$ . Let  $\mathbf{w}_{x,y}$  denote the joint world. By Eq 2, the probability of the world  $\mathbf{w}_{x,y}$  in the  $(\mathbf{X}, \mathbf{Y})$  space can be written as  $P_{\theta_x, \theta_y}(\mathbf{w}_{x,y}) = \prod_{X_i \in \mathbf{X}} Q_{\theta_x, \theta_y}(X_i) \cdot \prod_{Y_j \in \mathbf{Y}} Q_{\theta_x, \theta_y}(Y_j)$  where  $Q$  is either  $P$  or  $1 - P$ . Since the parameters  $\theta_x$  and  $\theta_y$  refer to disjoint sets of variables, we can simplify this to  $\prod_{X_i \in \mathbf{X}} Q_{\theta_x}(X_i) \cdot \prod_{Y_j \in \mathbf{Y}} Q_{\theta_y}(Y_j)$ .

It follows that the marginal probability of the world  $\mathbf{w}_x$  in the  $(\mathbf{X}, \mathbf{Y})$  space equals  $P_{\theta_x, \theta_y}(\mathbf{w}_x) = \sum_{\mathbf{Y}} \left( \prod_{X_i \in \mathbf{X}} Q_{\theta_x}(X_i) \cdot \prod_{Y_j \in \mathbf{Y}} Q_{\theta_y}(Y_j) \right) = \prod_{X_i \in \mathbf{X}} Q_{\theta_x}(X_i) \cdot \sum_{\mathbf{Y}} \left( \prod_{Y_j \in \mathbf{Y}} Q_{\theta_y}(Y_j) \right) = \prod_{X_i \in \mathbf{X}} Q_{\theta_x}(X_i) \cdot \prod_{Y_j \in \mathbf{Y}} (Q_{\theta_y}(Y_j) + (1 - Q_{\theta_y}(Y_j))) = \prod_{X_i \in \mathbf{X}} Q_{\theta_x}(X_i) = P_{\theta_x}(\mathbf{w}_x)$ . This last expression is precisely the probability of the world  $\mathbf{w}_x$  in only the  $\mathbf{X}$  space. Thus,  $P_{\theta_x}(\mathbf{w}_x) = P_{\theta_x, \theta_y}(\mathbf{w}_x)$ , which implies  $\text{WMC}(\bar{\mathbf{P}}; \theta_x) = \text{WMC}(\bar{\mathbf{P}}; \theta_x, \theta_y)$  and similarly for  $\neg \bar{\mathbf{P}}$ . From this, the claim follows immediately.  $\square$

## C NEW LOSSES IN LOSS LATTICE AND EXPERIMENT DETAILS

To visualize the semantics of the single model losses shown in Figure 5, we use the Boolean truth table shown in Figure 8. As illustrated Figure 2, each loss column can be mechanically converted into a preference structure via the following steps: 1) translate  $\checkmark$  and  $\times$  into two standard propositional formulas that are logically consistent with the marks,  $P_t$  for  $P_b$ , respectively, then 2) apply the rules Algorithm 1 on lines 3-5 to these formulas to get a preference structure  $\bar{\mathbf{P}}$ . (Note that the formulas in boxes in Figure 5 show the core formula  $P$  in the resulting preference structure and intentionally hide details about the constraints.)

With these preference structures, we can then obtain a compiled version of the loss by simply applying one of the versions of the semantic loss. In simplified terms, finding the compiled loss equation directly from a truth table for the log sigmoid SL involves the following equation:

$$-\log \sigma \left( \log \frac{\sum \checkmark}{\sum \times} \right)$$

where we can replace each  $\sum$  with the corresponding WMC equations for each mark, then simplify the resulting equation (i.e., the core loss equation) to arrive at a compact loss equation that can be directly used for implementation.

$(M) \text{Ref}(x, y_w)$	$M(x, y_l)$	$(M) \text{Ref}(x, y_l)$	$M(x, y_w)$	$\ell_{\text{DPO/SimPO}}$	$\ell_{\text{orpo-ref}}$	$\ell_{\text{qfUNL-ref}}$	$\ell_{15\text{-ref}}$
F	F	F	F				✓
F	F	F	T				✓
F	F	T	F			✓	✓
F	F	T	T	✓	✓	✓	✓
F	T	F	F				
F	T	F	T				✓
F	T	T	F				
F	T	T	T	✓			✓
T	F	F	F			✗	✓ ✗
T	F	F	T				✓
T	F	T	F			✓ ✗	✓ ✗
T	F	T	T	✓	✓	✓	✓
T	T	F	F	✗	✗	✗	✗
T	T	F	T	✗			✓ ✗
T	T	T	F	✗	✗	✗	✗
T	T	T	T	✓ ✗			✓ ✗

Figure 9: Boolean semantics of DPO and SimPO (column 5) and some novel variants of (columns 6-8) representing the different semantic regions in Figure 6.

**Losses used in experiments** Employing the process above, below show the core loss equations for the losses we used in our experiments in accordance with the form in Table 2:

Loss name	Core loss equation (implementation)
$\ell_{\text{cipo}}$	$\log \frac{P_\theta(y_w x)}{P_\theta(y_l x)}$
$\ell_{\text{orpo}}$	$\log \frac{P_\theta(y_w x)(1-p_\theta(y_l x))}{P_\theta(y_l x)(1-p_\theta(y_w x))}$
$\ell_{\text{ccipo}}$	$\log \frac{P_\theta(y_w x)}{(1-P_\theta(y_w x))P_\theta(y_l x)}$
$\ell_{\text{qfUNL}}$	$\log \frac{(1-P_\theta(y_l x))}{(1-P_\theta(y_w x))}$
$\ell_{\text{cfUNL}}$	$\log \frac{(1-P_\theta(y_w x))P_\theta(y_l x)}{(1-P_\theta(y_l x))P_\theta(y_w x)}$
$\ell_{\text{unCPO}}$	$\log \frac{P_\theta(y_l x)P_\theta(y_w x)+(1-P_\theta(y_l x))}{P_\theta(y_l x)(1-P_\theta(y_w x))}$

As described above, the final loss that we implemented was then obtained by applying the logistic log loss over these equations and adding a  $\beta$  term. We used the `trl` library for implementation from von Werra et al. (2020), with assistance from the trainer scripts used in Meng et al. (2024).<sup>5</sup>

**Extending the loss lattice to reference models** While our loss lattice and the subsequent experiments we describe center around novel no reference loss functions, we note that given abstract structure of DPA, we can easily transform a no reference loss function into reference loss function by simply subtracting the reference log win-lose ratio,  $s_{\text{ref}}(y_w, y_l)$  (either using a real reference ratio or one for simpo) from any single model loss equation (e.g., any of of the loss equations above). Via some algebraic simplification, we can then arrive a new core loss equation with this reference information and straightforwardly generate a preference structure via Algorithm 1.

Figure 6 shows the result of this process for the single loss functions derived in Figure 5. This reveals a wide range of novel variants of DPO that we leave for future experiments and study. Figure 9 shows the Boolean semantics of DPO/SimPO and some novel variants based on the reference form of ORPO ( $\ell_{\text{ORPO-ref}}$ ), qfUNL ( $\ell_{\text{qfUNL-ref}}$ ) and 15 ( $\ell_{15\text{-ref}}$ ).

<sup>5</sup>see <https://github.com/huggingface/trl> and <https://github.com/princeton-nlp/SimPO>.

---

## C.1 EXPERIMENT SETTINGS

**Dataset and Model** Following much of the DPA work we cite, we train models on the `ultrafeedback` dataset (Cui et al., 2023), which contains around 60k binarized preference pairs aggregated from several individual preference datasets (the different categories are listed in Table 5). For tuning (detailed below) we used a custom held-out development set containing around 1.3k examples taken from the train set and reserve the test set (containing 2k examples) for final evaluation.

Standardly, we ran experiments starting from a instruction tuned model (SFT), using a `Qwen-0.5B` (containing .5 billion parameters) base model (Bai et al., 2023) that was initially tuned on 6k pairs from the `deita` dataset of Liu et al. (2023). To avoid repeating the process of instruction tuning, we started from the trained `Qwen` model released in the TRL library<sup>6</sup>.

**Hyper-parameters and model selection** The following are the standard set of tunable hyper-parameters involved in our experiments: the  $\beta$  term for DPA losses (see again Table 1), the learning rate, number of epochs, batch size and length normalization. Following other studies, we also regularized our losses with cross-entropy terms (CE) that include a tunable weight parameter  $\lambda$  that controls their contribution to the gradient. Specifically, we kept set  $\beta$  to 1, and experimented with learning rates in the range  $\{1e-6, 3e-6, 8e-6, 9e-7\}$ , number of epochs in the range of  $\{3, 5, 8\}$  and batches sizes in the range  $\{32, 128\}$  (for efficiency reasons, most tuning with done with a batch size of 32), which follow many of the suggested ranges in Meng et al. (2024). Importantly, length normalization was used throughout to make all losses comparable and given that it has been shown to improve training performance (Meng et al., 2024). We used  $\lambda$ s in the range of  $\{0.0, 0.01, 0.1, 0.3, 1.0\}$  (we found lower values, around 0.01 and 0.1, to be most effective).

For each loss function we searched the best hyper-parameters by performing a comprehensive grid search over the ranges detailed above. Final model selection was then performed by performing inference with each trained model on our held-out development set and scoring the resulting generating outputs using an off-the-shelf reward model, in particular, a 1.8B parameter reward model from Cai et al. (2024)<sup>7</sup>. We then selected the models with the highest average reward score over the development set for comparison.

For the log probability experiments shown in Figure 7, we kept the learning rate, epoch and cross-entropy term constant (with learning rate equal to  $1e-6$ , 3 epochs, and a los cross-entropy term 0.01) to directly compare the different approaches and try to bring out their more extreme behavior.

**Evaluation protocol and win-rate comparison** We compare models tuned using our different losses using a procedure similar to how model selection is performance, which also follows the setup in Hong et al. (2024). Specifically, we do a instance-level comparison of the reward score given for each generated output, compare that score with the score of our baseline  $\ell_{\text{cpo}}$  and compute an overall win-rate, i.e., % of instances where the reward score is higher than or equal to the reward score for  $\ell_{\text{cpo}}$  (we consider cases where items are equal given that some tasks involve generating single token output, such as the identifier of a multiple choice question or **yes** or **no**). We report the average win-rate averaged over 3 runs of each models with different generation seeds.

## D DPOP EQUATION

The DPOP loss function in Table 2 adds to the DPO an additional log term  $\alpha \cdot \max(0, \log \frac{P_{\text{ref}}(y_w|x)}{P_{\theta}(y_w|x)})$  that aims to ensure that the log-likelihood of preferred example is high relative to the reference model (we simplified this loss by removing the max and  $\alpha$  parameter, the latter of which is set to be a whole number ranging from 5 to 500 in Pal et al. (2024)). When translating the full loss into a single log, this results in the equation  $\rho_{\theta} = \log \frac{P_{\text{ref}}(y_l|x)P_{\theta}(y_w|x)^2}{P_{\text{ref}}(y_w|x)^2P_{\theta}(y_l|x)}$  for  $\alpha = 1$ . The top and bottom equations are hence not multilinear since they both contain exponents  $> 1$ . To fix this, we can simply create copies of these variables, e.g., with  $P_{\theta}(y_p|x)^2$  and  $P_{\text{ref}}(y_l|x)^2$  set to  $P_{\theta}(y_p|x)P_{\theta_2}(y_p|x)$  and  $P_{\text{ref}}(y_l|x)P_{\text{ref}_2}(y_l|x)$  using the copied prediction variables  $P_{\theta_2}(\cdot)$  and  $P_{\text{ref}_2}(\cdot)$ . This type of

---

<sup>6</sup><https://huggingface.co/trl-lib/qwen1.5-0.5b-sft>

<sup>7</sup>[internlm/internlm2-1\\_8b-reward](https://huggingface.co/internlm/internlm2-1_8b-reward)

variable copying also allows us to take into account the  $\alpha$  and  $\max$  above by setting the values of these copied variable to be 1 whenever the log ratio is less than 0.

Below we show the core semantic formula for DPOP, which, as noted before, makes a small adjustment to the DPO semantics as shown in Table 4:

```
P := Implies (
  And(Ref(x, y), Ref2(x, yw), M(x, yl)),
  And(Ref(x, yl), M(x, yw), M1(x, yw))
)
```

## E FUZZY DERIVATIONS AND SEMANTICS

In contrast to the probabilistic logic approach pursued in our paper, real-valued fuzzy logics (Zadeh, 1975) extend and relax classical logic by allowing truth values to have a continuous range. In these systems, traditional Boolean operators take the form of continuous functions, based on the theory of t-norms (Klement et al., 2013), which provides a means for directly translating logic into a differentiable form. As such, they have been widely used in machine learning as a way to integrate symbolic knowledge into learning (van Krieken et al., 2022; Rocktäschel et al., 2015; Donadello et al., 2017; Minervini & Riedel, 2018; Marra et al., 2019, *inter alia*).

**No reference approach** For example, in Table 7 we define the semantics of the  $\mathcal{R}$ -product variant of fuzzy logic studied in Grespan et al. (2021); Giannini et al. (2023), which we use to derive fuzzy formulas for our preference losses. For convenience, we will use  $\text{FUZZY}(P; \theta)$  to denote the relaxed value of a formula  $P$  under the semantics in Table 7 (for simplicity, we define this fuzzy function in terms of single formulas  $P$  instead of preference structures).

For the single model case, taking the core formulas to be  $P$  to be the following (i.e., the core semantic formula for CPO):

```
P := Implies (M(x, yl), M(x, yw))
```

we see the following holds (via algebraic manipulation):

$$\begin{aligned} \ell_{\text{fuzz}}(P, \theta, D) &= \mathbb{E}_{d \sim D} \left[ -\log \text{FUZZY}(P_d) \right] && \text{Def. fuzzy loss} \\ &= \mathbb{E}_{(x, y_w, y_l) \sim D} \left[ -\log \min \left( 1, \frac{P_\theta(y_w | x)}{P_\theta(y_l | x)} \right) \right] && \text{Def. Table 7} \\ &= \mathbb{E}_{(x, y_w, y_l) \sim D} \left[ \max \left( 0, -\log \frac{P_\theta(y_w | x)}{P_\theta(y_l | x)} \right) \right] && \text{Move log.} \quad (11) \end{aligned}$$

Interestingly, the resulting loss matches the perceptron style approach of RRHF (Yuan et al., 2023) (see again Table 1). Given that the same core semantic formula above can be recovered between the fuzzy and probabilistic approaches, we see this as giving additional motivation to using our preference structure representations.

**DPO and reference approaches** For DPO we see a similar derivation. Given the same core formula from Table 4:

```
P := Implies (
  And(Ref(x, yw), M(x, yl)),
  And(Ref(x, yl), M(x, yw))
)
```

we see the following explicit derivation into fuzzy logic:

$$\text{FUZZY}(P) = \min \left( 1, \frac{P_{\text{ref}}(y_l | x) P_\theta(y_p | x)}{P_{\text{ref}}(y_w | x) P_\theta(y_l | x)} \right).$$

Boolean logic	$\mathcal{R}$ -Product
<b>And</b> ( $a, b$ )	$a \cdot b$
<b>Not</b> ( $a$ )	$1 - a$
<b>Or</b> ( $a, b$ )	$a + b - a \cdot b$
<b>Implies</b> ( $a, b$ )	$\min(1, \frac{b}{a})$

Table 7: The translation of classical logic operators to  $\mathcal{R}$ -product logic for Boolean propositions  $a, b$  and their relaxed versions  $\mathbf{a}, \mathbf{b}$ .



---

and

$$\begin{aligned} \ell_{\text{fuzz}}(\mathbf{P}, \theta, D) &= \mathbb{E}_{x, y_w, y_l \sim D} \left[ -\min \left( 0, \log \frac{P_\theta(y_w | x)}{P_{\text{ref}}(y_w | x)} - \log \frac{P_\theta(y_l | x)}{P_{\text{ref}}(y_l | x)} \right) \right] \\ &= \mathbb{E}_{x, y_w, y_l \sim D} \left[ \max \left( 0, - \left( \log \frac{P_\theta(y_w | x)}{P_{\text{ref}}(y_w | x)} - \log \frac{P_\theta(y_l | x)}{P_{\text{ref}}(y_l | x)} \right) \right) \right] \end{aligned}$$

yielding once again a perceptron-style version of DPO similar to the RRHF approach.

**Derivation for Fuzzy Logic** To perform decompilation with fuzzy logic, we can employ a variant Algorithm 1 that removes lines 4 and 5 and makes  $\mathbf{P}_C := \top$  and  $\mathbf{P}_A := \perp$  by default. Importantly, given the syntactic nature of fuzzy logic, whether or not SIMPLIFY is applied in line 3 will give rise to different fuzzy loss values since the fuzzy loss is not invariant to logical equivalence (see discussion in Marra et al. (2024)).