

Better Think with Tables: Leveraging Tables to Enhance Large Language Model Comprehension

Jio Oh^{*†1}, Geon Heo^{*1}, Seungjun Oh¹, Jindong Wang², Xing Xie², Steven Euijong Whang^{†1}

¹KAIST, ²Microsoft Research Asia

Abstract

Despite the recent advancement of Large Language Models (LLMs), they struggle with complex queries often involving multiple conditions, common in real-world scenarios. We propose *Thinking with Tables*, a technique that assists LLMs to leverage tables for intermediate thinking aligning with human cognitive behavior. By introducing a pre-instruction that triggers an LLM to organize information in tables, our approach achieves a 40.29% average relative performance increase, higher robustness, and show generalizability to different requests, conditions, or scenarios. We additionally show the influence of data structuredness for the model by comparing results from four distinct structuring levels that we introduce.

1 Introduction

The recent advancements in Large Language Models (LLMs) have significantly transformed the field of natural language processing, leading to substantial improvements in various tasks. For instance, models like GPT and Gemini (Brown, 2020; OpenAI, 2024; Chowdhery et al., 2023; Team, 2024) have shown remarkable abilities to produce human-like text, generating coherent and contextually appropriate responses across a variety of domains (Zhang et al., 2021; Liu and Lapata, 2019; Rajpurkar et al., 2018; Karpukhin et al., 2020; Yu et al., 2022; Wei et al., 2022).

In real-world applications, users expect LLMs to handle sophisticated requests with additional conditions and details (Sen et al., 2022). For example, factual retrieval requests in practical scenarios contains several conditions and details like "Give me the soccer players with nationality Argentina and preferred foot is left foot." Many prior works simplify task objectives to minimize randomness

in model outputs, often ignoring specific settings. However, LLMs are relatively less effective for their requests when adding multiple conditions or details (He et al., 2024d; Xiong et al., 2020; Zhang et al., 2024a). Such detailed requests are seldom found in text used to train LLMs, making it even more challenging for the model to generate accurate responses (He et al., 2024c; Zhou et al., 2023). Thus, these requests effectively assess the model's ability to generalize to unseen tasks (Aksu et al., 2023; Yin et al., 2023).

In real-world scenarios, information organized in *structured* formats such as tables often facilitates humans in dealing with complicated or detailed tasks, also known as functional thinking (Blanton and Kaput, 2011; Cloutier and Ravasi, 2021). This thought process highlights relationships and conditions, hence simplifying key concepts, prioritizing action, and making problems more manageable, which lead to better performance.

Particularly for the task with additional conditions, drawing a table with rows and columns makes it easier to identify elements that satisfy multiple criteria. Building on this cognitive strategy, we propose that LLMs can similarly benefit from *Thinking with Tables*, which provides a *pre-instruction* to request a table of related information (Figure 1). This method leverages the advantages of simple, yet rich, tabular representations. Tables consist of comprehensive information comparable to that found in texts, while offering a potentially more accessible format for LLMs to interpret.

Recent research show prompts significantly influence LLM performance (Sclar et al., 2023; He et al., 2024a,d; Tam et al., 2024). While these studies provide valuable insights into the impact of prompt engineering, they often focus on single-dimensional or ad-hoc prompt designs. The primary challenge lies in structuring and presenting information in a way that enhances model understanding while maintaining generalization across

^{*}Equal contribution {harryoh99, geon.heo}@kaist.ac.kr.

[†]Corresponding author {swhang@kaist.ac.kr}

[‡]Work done during internship in Microsoft Research Asia

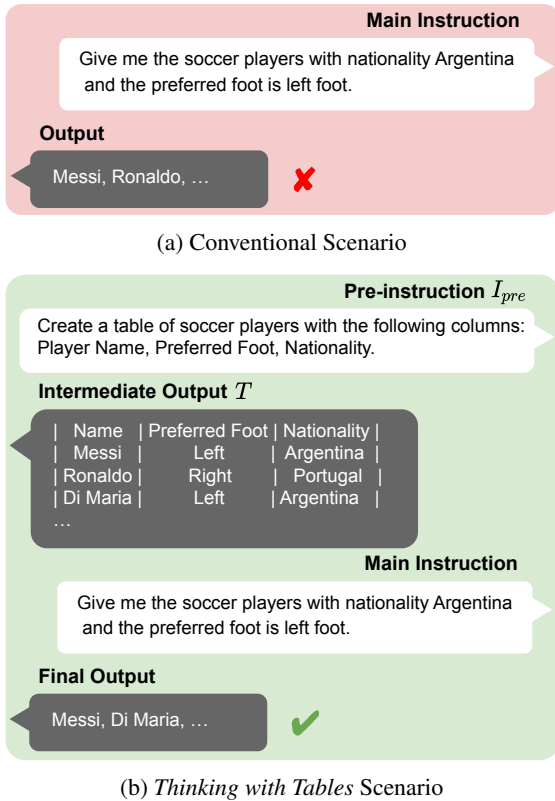


Figure 1: Comparison between conventional and *Thinking with Tables* scenario with the simple example. Providing a pre-instruction I_{pre} before the main instruction can improve LLM performance on requests with multiple conditions. This step helps the model internally structure information in a tabular format, enhancing clarity and consistency in the final output.

diverse tasks with multiple conditions. In this paper, we address and overcome these limitations by nudging the model to organize information into a two-dimensional structured format, which improves both the performance and robustness of LLMs. Unlike prior work, our approach demonstrates that structurizing knowledge can mitigate common failures in LLM responses on the detailed requests. A natural language format often involves diverse expressions and phrasing, which can lead to inconsistencies and inaccuracies in LLM responses. By introducing a structured pre-processing step before delivering the main instructions, we can help LLMs produce more consistent and accurate answers. This approach not only aligns with the cognitive strategy, but also provides a reliable method for handling diverse inputs, ensuring that detailed instructions are interpreted and executed correctly.

In this paper, we demonstrate that internally structuring information in a tabular format can improve LLM performance when addressing complex requests with multiple conditions. Specifically, we

focus on request types derived from *structurable* data that are prevalent across LLM benchmarks. *Thinking with Tables* improves the baseline for all request types, on average by 40.29%. We show that this behavior remains consistent across varying levels of difficulty by differing numbers of conditions. We also empirically show that our method remains effective even when the model fails to structure all the information completely.

In addition, our model analysis reveals that LLMs exhibit higher attention scores when *Thinking with Tables* compared to the baseline. Higher attention implies that the model better focus on relevant features, enhancing contextual understanding with tables. We also demonstrate how widely-used requests on structurable data have fundamental connections to database querying languages like SQL and are quite expressive.

Our main contributions are as follows:

- We demonstrate that *Thinking with Tables* improves LLM performance and robustness for widely used requests with multiple conditions.
- We generate four distinct structuring levels of information between table and natural text, and show that the structuring level impacts performance through experimental results.
- We provide extensive analyses across various top-performing models along with ablation studies showing generalizability.

2 Related Work

LLM on Complex Instructions Recently, many works have been conducted on how difficult LLMs understand and generate accurate outputs for complex instructions, including the development of benchmarks (He et al., 2024d; Xiong et al., 2020; Zhang et al., 2024a). The most relevant work is presented by He et al. (2024c), which also proposed the method to enhance LLM performance on complex instructions. However, their focus is primarily on how to obtain and utilize effective training data, while we demonstrate the impact of data structuredness on requests with multiple constraints.

LLM with Tables Tabular structure is an organized format that contains large amounts of information. This systematic characteristic makes tabular data essential for many applications (Deng et al., 2022a,b; Chen et al., 2020a,b). Researchers have explored different methods to represent and encode tabular data. Wang et al. (2024) suggest a

multi-step tabular reasoning approach with table evolution to improve table understanding. Deng et al. (2024) systemically evaluate how different text-based or image-based prompt methods affect LLMs’ performances on table-related tasks. The most relevant work is Tab-CoT (Jin and Lu, 2023), a variation of the Chain-of-Thoughts (CoT) (Kojima et al., 2022) approach that adopts a tabular reasoning scheme to generate answers. However, they mainly focus on arithmetic tasks, and the questions they address lack constraints or detailed conditions. **LLM-assisted Table Management** Recently, approaches to utilize LLM for effectively managing data with tables are also suggested. Sun et al. (2023); Hong et al. (2024a,b) propose techniques for generating SQL queries using LLMs and provide insights into improving the interaction between user queries and database schemas. Arora et al. (2023); Wu et al. (2021); Zhang et al. (2024b) investigate to extract tables from diverse data sources including semi-structured tables, texts, and images. Our goal is to improve model performance on instructions with detailed conditions, which LLMs often fail to answer correctly, rather than utilizing LLMs as table management tools.

3 Method

3.1 Thinking with Tables

When interacting with LLMs, we typically give commands and requests in text. LLMs usually provide high-quality answers, but often output incorrect results when the requests include detailed conditions or constraints (He et al., 2024c,d).

To resolve this problem, we propose *Thinking with Tables* that internally structures information in a tabular format. In this paper, we specifically focus on the request types derived from *structurable* data, where tables are most likely to be effective (see Sec. 5.7 for details). These request types, related to factual information retrieval or manipulation, are widely used by users in interaction with LLMs and present in various benchmarks (see Sec. 4.2 for detailed explanations on request types) (Joshi et al., 2017; Sen et al., 2022; et al., 2023; Li et al., 2023; Oh et al., 2024; Chen et al., 2024; Sun et al., 2024). **Tables in LLMs** We utilize the delimiter “|” for table formatting introduced by Jin and Lu (2023). They demonstrated that proper formatting is crucial for LLMs to accurately interpret tabular structures, while alternative delimiters, such as “;”, lead to failure in capturing the inherent structure of tables.

Method Formalization As mentioned in previous sections, users often provide complex instructions that involve multiple conditions in real-world applications. In this part, we specify these requests and introduce how to trigger the model to think with tables. To begin with, we break down a complex instruction into two components: a main request and conditions. If the instruction is "Give me the soccer players with nationality Argentina and preferred foot is left foot, " the main request is "Give me the soccer players " and the two conditions are "nationality is Argentina " and "preferred foot is left foot. " Generally, when a complex instruction is directly given as input to the LLM, we express the model output, A_{direct} , as follows:

$$A_{direct} = LLM(R_M \oplus c_1 \oplus \dots \oplus c_n) \quad (1)$$

where R_M denotes the main request and $c_{i \in [1..n]}$ denotes i th condition among the total n additional conditions. \oplus represents the concatenation of the main request and the conditions (He et al., 2024c). A logical operator, either “and” or “or”, can be placed between two conditions.

To enhance LLM performance, we suggest adding a *pre-instruction* that prompts the LLM to internally organize information before providing the main instruction. For example, a pre-instruction could be: “Create a table of soccer players.” With the pre-instruction, the model output, A_{TwT} , can be expressed as:

$$A_{TwT} = LLM(R_M \oplus c_1 \oplus \dots \oplus c_n | T), \quad (2)$$

where table T is the intermediate output of the LLM on the pre-instruction I_{pre} (The details about I_{pre} are in Sec. 3.3). Before the model executes the main instruction directly, this process allows the model to load and structure the information that will be used for that instruction.

However, the formulation (Eq. (2)) is implausible for extensive evaluation due to different internal knowledge each model possesses. Even when the pre-instruction I_{pre} is fixed to minimize randomness, the intermediate output T will vary across different models. This variability makes it inefficient to consistently calculate an accurate gold answer for the table each time a request is made. Therefore, we predefine the surrogate table \tilde{T} and prepare the requests along with their corresponding gold answers for evaluation (the details of the requests are in Sec. 4.2). Thus, the model output \tilde{A}_{TwT} for evaluation is as follows:

$$\tilde{A}_{TwT} = LLM(R_M \oplus c_1 \oplus \dots \oplus c_n, \tilde{T}) \quad (3)$$

where the surrogate table \tilde{T} is given and fixed across models. We compare the results when the format of \tilde{T} is either *Text* or *Table* in Sec. 5, and we explain the details in the following section.

3.2 Comparison between Text and Table

To fairly evaluate the effectiveness of the tabular format, we must compare results when the data type is either text or table, ensuring both contain the same amount of information. In practice, natural and long texts often include extra expressions and content beyond the essential information needed to answer the user’s request.

Intuitively, it seems more challenging to extract information and provide appropriate analyses from natural texts than from tables. Therefore, we adopt two approaches to facilitate the construction of text-table pairs for a fair comparison. The first method is called a *text-based* construction, which involves removing extraneous information from the natural text. After extracting the information and constructing tables, irrelevant sentences are eliminated. This method is straightforward and intuitive, but has limitations when it comes to accurately analyzing experimental results. (1) The first limitation is that the difficulty of extracting and analyzing information can vary depending on the complexity of each sentence. (2) The second limitation is that irrelevant information may remain if it appears within the same sentence as essential information.

To address these limitations, we also employ a reverse approach called a *table-based* construction, which constructs natural sentences based on the attributes in the table. By using this method, we can generate multiple levels of text that include exactly the same amount of information as the table, as described in Tbl. 1. We construct three levels of text and denote them as Template-based, Order-fixed, and Natural text.

We fix the positions of attribute values and expressions within each sentence for Template-based text, but without using a table. For example, in Tbl. 1, each sentence follows the structure: "{Name} is a soccer player from {Nationality} playing for {Club} with uniform number {Number}." For Order-fixed text, we paraphrase the expressions of attribute values, such as changing *Portugal* to *Portuguese* and *uniform number* to *jersey number* in Tbl. 1, while keeping the order fixed. A key difference from Template-based text is that paraphrased expressions vary for each attribute. Finally, we reorder and paraphrase entire sentences for Natu-

ral text, mimicking realistic settings. In this paper “text” generally refers to *Natural* text in Tbl. 1.

In Sec. 5, we generate text-table pairs using the *table-based* method for *Soccer* and *Movie* datasets and the *text-based* method for *PII* dataset.

3.3 Pre-instruction I_{pre}

In addition to analyzing the effect of tabular format, we conduct an experiment for the pre-instruction I_{pre} in Eq. 2. As mentioned in Sec. 3.1, the intermediate output of the model can vary depending on the pre-instruction, which is particularly relevant in real-world applications where such variations might impact usability and consistency. Given this variability, we separately analyze the impact of the pre-instruction to better understand its influence on model behavior and output structure.

The primary role of the pre-instruction is to guide the model in structuring its internal knowledge. By setting a clear framework or initial guidance, the pre-instruction directs the model to format information in a way that aligns with the intended tabular structure. Therefore, we evaluate an LLM’s ability to convert information into a tabular format according to the given pre-instruction as follows:

$$\Pr[LLM(I_{pre} | D_{internal}) = T] \approx \Pr[LLM(I_{pre}, \tilde{D}_{input}) = \tilde{D}_{table}]$$

where $D_{internal}$ denotes true internal knowledge that cannot be observed, and \tilde{D}_{input} and \tilde{D}_{table} represent the surrogate data of $D_{internal}$ in natural text and table formats, respectively. This setup allows us to systematically observe how well the model can structure the surrogate input data into the desired tabular output, reflecting its adaptability and effectiveness in structured formatting tasks.

In Sec. 5, we demonstrate that LLMs can robustly generate tables based on information initially presented in a natural text format. Notably, the conversion is achieved even without explicit column specifications or predefined schemas, highlighting the model’s capacity for flexibly organizing information internally. LLMs can autonomously infer columnar structures, which has important implications for applications where predefined formats may not be practical or possible.

4 Experimental Setup

In this section, we provide the models and datasets utilized in our experiments. We describe the specific types of requests formulated to assess the

Table 1: Data structuring levels. To evaluate the influence of data structuredness, we further subdivided the levels instead of simply categorizing them into text and table. In this paper, “Text” refers to *Natural* text.

	Fixed Order	Fixed Expression	Tabular Format	Example
Natural (Text)	✗	✗	✗	Ronaldo , a player from Juventus , wore jersey number 7 and is from Portugal . Messi is a player from Argentina playing for Barcelona with uniform number 10 .
Order-fixed	✓	✗	✗	Ronaldo , a Portuguese player, was with Juventus , while wearing jersey No. 7 . Messi is a player from Argentina playing for Barcelona with uniform number 10 .
Template-based	✓	✓	✗	Ronaldo is a player from Portugal playing for Juventus with uniform number 7 . Messi is a player from Argentina playing for Barcelona with uniform number 10 .
Table	✓	✓	✓	Name Number Nationality Club Ronaldo 7 Portugal Juventus Messi 10 Argentina Barcelona

model’s performance and outline the evaluation criteria applied to each request.

4.1 Large Language Models and Datasets

LLMs Compared To evaluate the general applicability of our approach, we assessed the top-performing models, five proprietary (GPT-3.5, GPT-4 (OpenAI, 2024), GPT-4o, Gemini-1.5-Flash (Team, 2024), and Claude-3.5-Sonnet) and three open-source models (LLaMA-3.1-70B, Mixtral-8x22B, Gemma-2-27B).

Datasets In experiments, we use three datasets presenting different domains: Soccer (Leone, 2019), Movie (Paul, 2018), and PII (Paullier, 2024) (Details are in Sec. A.2).

4.2 Main Instruction and Evaluations

As noted in Sec. 3.1, a main instruction comprises a main request R_M and additional conditions c_i . In this section, we show how we select main requests and generate conditions in the experiments.

Condition Generation Among all attributes in the dataset, we randomly select an attribute and corresponding value for generating each condition. For example, if *nationality* attribute is chosen, one value is randomly selected among the unique values of *nationality* in the dataset, such as *Spain*, *England*, or *Portugal*. This strategy ensures the generation of diverse and unbiased set of questions. Additionally, we verify that the prompted table and text have mainly entities that satisfy the generated conditions. This approach allows us to evaluate the model’s capability to respond to valid data scenarios, rather than frequently encountering edge cases where no entities satisfy the conditions.

For the main experiment, we generate two conditions and concatenate these conditions with one of two logical operators, “and” or “or”. We vary

the number of conditions as an ablation study, described in Sec. 5.4. Since condition types are diverse in the real world, we vary the condition types as well. For the *Soccer* dataset, conditions are based on exact equality, whereas for the *Movie* and *PII* datasets, we use inequality and partial equality. For example, “Nationality is Argentina” is based on equality, while “Rating is higher than 3.0” and “E-mail domain is gmail” are based on inequality and partial equality, respectively.

Request Types With the generated conditions, we formulate instructions for six request types inspired by complex QA and complex instruction benchmarks (Sen et al., 2022; He et al., 2024d; Zhang et al., 2024a). Following Sec. 3.1, we cover widely used instructions with completeness that can be derived from structurable data. Instructions can be expanded with database querying languages as explained in more detail in Sec. 5.7.

To ensure a comprehensive evaluation of the model’s performance, we generate three different prompt templates for each request type like Figure 2. This approach mitigates the risk of performance bias on a certain template, enhancing the robustness of our evaluation scheme. We generate 100 condition pairs each concatenated with both “and” and “or” for all templates, resulting in a total of 600 instructions for each request type.

- **Retrieval:** Requests to retrieve entities satisfying given conditions. For example, “Give me soccer players of {Conditions}.”
- **Deletion:** Requests to delete all information about entities satisfying given conditions. For example, “Forget soccer players of {Conditions}.”
- **Update:** Requests to redact specific information of entities satisfying given conditions.

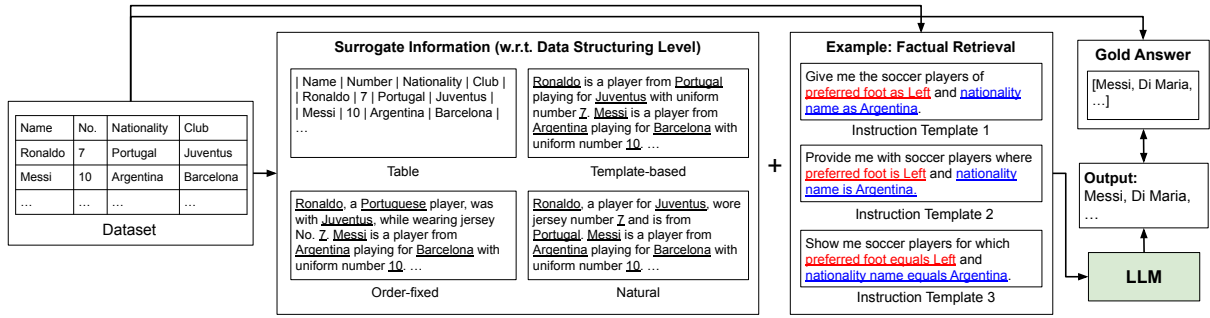


Figure 2: Evaluation diagram. Based on tabular dataset, we generate surrogate information with diverse structuring levels and three different instruction templates.

For example, "Replace the jersey numbers of soccer players to N/A if {Conditions}."

- **Superlative:** Requests to retrieve information based on an entity's position in an ordered list. For example, "Give me one soccer player with the highest jersey number among soccer players {Conditions}."
- **Aggregation (Sum):** Requests to calculate the sum of the specific information (numerical attributes) for entities satisfying given conditions. For example, "Sum the jersey number of soccer players {Conditions}."
- **Aggregation (Count):** Requests to count the number of entities satisfying given conditions. For example, "Count the number of soccer players {Conditions}."

Evaluation We employ different metrics tailored to each request type to fairly evaluate model performance. For tasks where true/false positives and negatives are applicable (*Retrieval*, *Deletion*, and *Update*), we calculate F1 scores. We compute accuracy measures for requests that require a single answer (*Superlative* and *Sum*), whereas for *Count* requests, we compute absolute difference values to account for cases where the model's output is close to the gold answer. This approach allows better performance evaluation over the traditional answer-based accuracy metrics.

5 Results

5.1 Main Results

We evaluate the effectiveness of *Thinking with Tables* by comparing performance when surrogate information is presented in either text or table format, as described in Sec. 3.1. Tbl. 2 summarizes the performance of eight models across six request types. *Thinking with Tables* outperforms the baseline for all request types, with an average relative in-

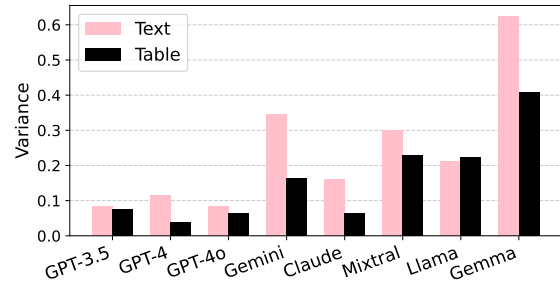


Figure 3: Variance of each model's performance across different templates.

crease of 40.29% (5.34 pp, percentage points). Notably, *Thinking with Tables* enhances performance by 11.96 pp for *Update*, which is the most challenging among the request types. In particular, the GPT-family models which are known to be pretrained with tables (Jin and Lu, 2023) benefit significantly.

Beyond performance improvement, tables help models to produce stable results. Even for the same request, a model's result may vary depending on the wording of the request. *Thinking with Tables* reduces the variability in results by structuring the relationship between the entities or attributes with schemas, increasing the robustness of the model. The results are shown in Fig. 3. For most models the variance is reduced significantly when the model thinks with tables compared to text.

5.2 How does structuring level impact LLMs?

Continuing from Sec. 3.2, we compare average performances between different structuring levels for *Soccer* dataset in Tbl. 3 (see full results in Tbl. 6).

As described in Tbl. 1, *Table* represents the most structured level, while *Natural* text represents the least structured level, where all expressions are paraphrased, and the order of attributes is completely randomized. On average, *Table* achieves the best performance, and model performance improves as the information becomes more structured.

Table 2: Performance comparison between two formats of surrogate information. The table format results in better performance in most cases. (“Text” refers to *Natural* text in Tbl. 1.)

Request Type	Data Type	GPT-3.5	GPT-4	GPT-4o	Gemini	Claude	Mixtral	Llama	Gemma	Avg.
Retrieval (F1 score, %)	Text	19.9	67.5	65.9	54.1	72.9	49.5	59.0	55.5	55.5
	Table	30.0	77.2	71.5	65.1	76.2	54.0	63.5	59.5	62.1
Deletion (F1 score, %)	Text	27.4	53.9	48.5	25.9	32.5	19.9	35.3	23.0	33.3
	Table	32.9	55.8	55.8	35.0	34.7	30.3	37.3	30.3	39.0
Update (F1 score, %)	Text	2.8	14.8	16.1	21.9	2.0	3.0	5.4	2.3	8.5
	Table	10.8	21.7	32.6	70.4	12.8	3.4	5.1	7.2	20.5
Superlative (Accuracy, %)	Text	8.2	27.2	23.3	21.6	60.4	22.9	22.7	12.5	24.8
	Table	9.8	30.9	25.8	18.8	67.2	24.2	18.4	13.4	26.0
Sum (Accuracy, %)	Text	3.2	15.2	9.3	4.3	36.6	17.0	7.7	3.3	12.1
	Table	3.1	16.5	11.4	5.4	39.9	19.1	8.4	2.6	13.3
Count (Abs. Diff. ↓)	Text	8.75	5.01	3.87	6.22	3.61	7.86	7.68	8.39	6.42
	Table	8.59	3.23	3.52	5.77	2.58	6.29	7.39	6.78	5.52

Table 3: Performance comparison between four data structuring levels (**Natural**, **Order-fixed**, **Template-based**, **Table**). Bold and underlined fonts indicate the best and second-best performances, respectively.

Requests	Natural	Order	Template	Table
Retrieval	68.3	69.5	<u>70.6</u>	74.0
Deletion	43.2	43.9	<u>45.8</u>	50.4
Update	12.7	<u>14.3</u>	<u>14.3</u>	29.8
Superlative	30.9	29.9	32.0	<u>31.3</u>
Sum	13.9	15.0	16.5	<u>15.6</u>
Count	8.05	7.40	<u>6.92</u>	6.28

Comparing *Natural* and *Order-fixed* text, a fixed order of attributes helps LLMs organize information more effectively, even when the expressions differ. Since *Template-based* text also maintains fixed expressions and attribute orders similar to *Table*, it demonstrates strong performance, occasionally even surpassing *Table*. However, the shared schema in *Table* offers advantages in spatial and cost efficiency along with robust performance.

5.3 Why does *Thinking with Tables* work?

We take a closer look within the model investigating why tables contribute to better performance within Llama3.1:70B model through attention analysis. For requests in *Retrieval* task for the *Soccer* dataset, we compute the attention values of (1) table components (schema and row) and the request and (2) corresponding textual sentences and the request. We aggregate the attention values across all heads and layers and average them for comparison. *Thinking with Tables* shows higher attention values compared to text, as demonstrated in

Table 4: Attention results for Llama3.1, *Retrieval* task, *Soccer* dataset (Text: *Natural* in Tbl. 1).

$\times 10^{-2}$	Text	Table
Avg. Attention	2.48 ± 0.30	5.56 ± 0.04

Tbl. 4. Moreover, it also shows lower standard deviation, indicating higher stability. These results suggest that tables assist models to better focus on its knowledge leading to better results.

5.4 Can *Thinking with Tables* generalize across varying condition numbers?

To demonstrate the generalizability of our approach, we apply it to *Retrieval* requests with different number of conditions for the *Soccer* dataset. Note that we concatenate the conditions with an “or” operator as the intersection will mostly result in null when the number of conditions increases. We conduct the experiment on all eight models and illustrate the results of three models in Fig. 4 (Others are shown in Tbl. 5). For all models, model performance decreases as the number of conditions increases. However, our approach consistently outperforms the baseline even with five conditions.

5.5 Is it still beneficial if the knowledge is incompletely structured?

In real-world scenarios, the model’s internal text-based knowledge is vast and diverse. It might be impractical to represent them as a single table. To simulate this, we design experiments where only a limited subset of tables are appended with text for *Retrieval* requests on the *Soccer* dataset. We

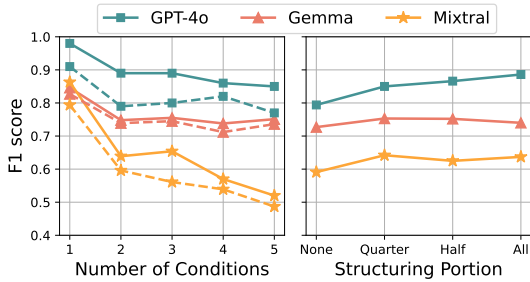


Figure 4: Performance of three LLMs based on the number of conditions (Left) and the portion of structuredness (Right). Full results are in Tbl. 5 and 7.

conduct the experiment for eight LLMs, with the results for three models shown in Fig. 4 (others are in Tbl. 7). As illustrated in the figure, even structuring a quarter of the information improves performance for most models (3.4pp improvement in average). Moreover, converting all information into a *Table* format enhances performance by about 10pp for GPT-4o (6.4pp in average for all models).

5.6 Can LLMs structure knowledge?

We test the models to check whether they can successfully structure knowledge. We prompt the models to convert the text into a table for all three datasets as mentioned in Sec. 3.3. Based on the text given, LLMs are able to correctly fill in 98.6% of the rows and columns (entities and attributes) on average, with and without explicit columns given. This implies the intrinsic ability of LLMs to structure knowledge.

5.7 Extensions

Natural language prompts involving structurable data or retrieving information based on conditions often inherently rely on the principles of relational algebra or tuple relational calculus along with SQL functions (see Sec. A.6.1 for details). Additional to the requests in the main experiment that are known to be widely used in real-world scenarios, we provide three additional query types to show completeness and generalizability of our work. For all extensions, *Thinking with Tables* boosts model performance and robustness across all models.

Existence Oh et al. (2024) generates requests from based on database theories, where the binary requests can be expressed with an existential quantification with and without negation in tuple relational calculus. Aligning with the prior work, that emphasizes the importance of model rationales for better evaluation, we report rationale accuracy (**R**) (see Tbl. 10 for an exemplar response) to assess model

performance. The results are shown in Tbl. 8.

Projection Beyond Retrieval, one might want to extract an entity’s attributes or properties, where these requests can be generated with a projection operation in relational algebra. The results are shown in Fig. 5.

Difference Condition Going beyond the “and (\wedge)” and “or (\vee)” logical operators for condition generation, “set difference (\setminus)” can be used to merge two elements in relational algebra operations from set theory (Franchitti, 2015). $A \setminus B$ can be expressed as $A \wedge \neg B$, hence an example of a condition will be preferred foot is left and nationality is not Argentina. The results are shown in Tbl. 9.

6 Discussion

Beyond Requests Based on Structurable Data

The request types that we currently test on are focused on requests that can be derived from data that are structurable. However, tables have the potential to benefit models across a wide range of prompts extending beyond request types that can be converted to database languages that we use in our work. For example, Jin and Lu (2023) demonstrates that even Zero-Shot CoT can benefit from table structures. Moreover, He et al. (2024b) shows that structuring prompt formats help increase model performance and stability. Hence we believe that tables can be used to improve the performances of unexpected tasks as well.

Beyond Evaluation Our approach leverages an in-context method to help LLMs internally organize unstructured data. We observe that GPT models that are pretrained with tables (Jin and Lu, 2023), benefit the most from *Thinking with Tables*. Thus, we believe that utilizing tables in the pre-training phase, for instance text to table conversion or next cell prediction, will boost model performance.

7 Conclusion

We propose *Thinking with Tables*, which enhances LLM comprehension for complex requests with multiple conditions on structurable data. The key intuition is to align with human cognitive preferences, where humans benefit from organizing information as an intermediate step when dealing with complex tasks. We show through extensive experiments that *Thinking with Tables* significantly improves LLM performance and robustness (less variability). Moreover, through ample ablation studies, we show the generalizability and complete-

ness of our approach and possible future extensions, highlighting the potential of structured representations to address intrinsic limitations of text. Hence, *Thinking with Tables* can lead to more reliable LLMs in complex real-world scenarios.

Limitations

We state a few limitations of our work. First, as explained in Eq. (3), we evaluate the model performance using fixed surrogate tables for better consistency, but the surrogate tables themselves may not be what exactly an LLM thinks internally. Second, *Thinking with Tables* mainly focuses on request types on structurable data, although there are opportunities to expand to other common and complex request types as we discussed in Sec. 6.

References

- Taha Aksu, Devamanyu Hazarika, Shikib Mehri, Seokhwan Kim, Dilek Hakkani-Tür, Yang Liu, and Mahdi Namazifar. 2023. Cesar: Automatic induction of compositional instructions for multi-turn dialogs. *arXiv preprint arXiv:2311.17376*.
- Simran Arora, Brandon Yang, Sabri Eyuboglu, Avanika Narayan, Andrew Hojel, Immanuel Trummer, and Christopher Ré. 2023. Language models enable simple systems for generating structured views of heterogeneous data lakes. *arXiv preprint arXiv:2304.09433*.
- Maria L Blanton and James J Kaput. 2011. Functional thinking as a route into algebra in the elementary grades. In *Early algebraization: A global dialogue from multiple perspectives*, pages 5–23. Springer.
- Tom B Brown. 2020. Language models are few-shot learners. *arXiv preprint arXiv:2005.14165*.
- Sanxing Chen, Xiaodong Liu, Jianfeng Gao, Jian Jiao, Ruofei Zhang, and Yangfeng Ji. 2020a. Hitter: Hierarchical transformers for knowledge graph embeddings. *arXiv preprint arXiv:2008.12813*.
- Wenhu Chen, Jianshu Chen, Yu Su, Zhiyu Chen, and William Yang Wang. 2020b. Logical natural language generation from open-domain tables. *arXiv preprint arXiv:2004.10404*.
- Xiang Chen, Duanzheng Song, Honghao Gui, Chenxi Wang, Ningyu Zhang, Yong Jiang, Fei Huang, Chengfei Lv, Dan Zhang, and Huajun Chen. 2024. [Facthd: Benchmarking fact-conflicting hallucination detection](#). *Preprint*, arXiv:2310.12086.
- Aakanksha Chowdhery, Sharan Narang, Jacob Devlin, Maarten Bosma, Gaurav Mishra, Adam Roberts, Paul Barham, Hyung Won Chung, Charles Sutton, Sebastian Gehrmann, et al. 2023. Palm: Scaling language modeling with pathways. *Journal of Machine Learning Research*, 24(240):1–113.
- Charlotte Cloutier and Davide Ravasi. 2021. Using tables to enhance trustworthiness in qualitative research. *Strategic Organization*, 19(1):113–133.
- Naihao Deng, Yulong Chen, and Yue Zhang. 2022a. Recent advances in text-to-sql: a survey of what we have and what we expect. *arXiv preprint arXiv:2208.10099*.
- Naihao Deng, Zhenjie Sun, Ruiqi He, Aman Sikka, Yulong Chen, Lin Ma, Yue Zhang, and Rada Mihalcea. 2024. Tables as texts or images: Evaluating the table reasoning ability of llms and mllms. In *Findings of the Association for Computational Linguistics ACL 2024*, pages 407–426.
- Xiang Deng, Huan Sun, Alyssa Lees, You Wu, and Cong Yu. 2022b. Turl: Table understanding through representation learning. *ACM SIGMOD Record*, 51(1):33–40.
- Aarohi Srivastava et al. 2023. [Beyond the imitation game: Quantifying and extrapolating the capabilities of language models](#). *Transactions on Machine Learning Research*.
- J. Franchitti. 2015. Relational algebra, relational calculus, and sql. https://cs.nyu.edu/~jcf/classes/CSCI-GA.2433-001_sp15/slides/session5/RelationalAlgebra-RelationalCalculus-SQL.pdf. Accessed: 2024-11-04.
- Jia He, Mukund Rungta, David Koleczek, Arshdeep Sekhon, Franklin X Wang, and Sadid Hasan. 2024a. [Does prompt formatting have any impact on llm performance?](#) *Preprint*, arXiv:2411.10541.
- Jia He, Mukund Rungta, David Koleczek, Arshdeep Sekhon, Franklin X Wang, and Sadid Hasan. 2024b. [Does prompt formatting have any impact on llm performance?](#) *arXiv preprint arXiv:2411.10541*.
- Qianyu He, Jie Zeng, Qianxi He, Jiaqing Liang, and Yanghua Xiao. 2024c. From complex to simple: Enhancing multi-constraint complex instruction following ability of large language models. *arXiv preprint arXiv:2404.15846*.
- Qianyu He, Jie Zeng, Wenhao Huang, Lina Chen, Jin Xiao, Qianxi He, Xunzhe Zhou, Jiaqing Liang, and Yanghua Xiao. 2024d. Can large language models understand real-world complex instructions? In *Proceedings of the AAAI Conference on Artificial Intelligence*, volume 38, pages 18188–18196.
- Zijin Hong, Zheng Yuan, Hao Chen, Qinggang Zhang, Feiran Huang, and Xiao Huang. 2024a. Knowledge-to-sql: Enhancing sql generation with data expert llm. *arXiv preprint arXiv:2402.11517*.

- Zijin Hong, Zheng Yuan, Qinggang Zhang, Hao Chen, Junnan Dong, Feiran Huang, and Xiao Huang. 2024b. Next-generation database interfaces: A survey of llm-based text-to-sql. *arXiv preprint arXiv:2406.08426*.
- Ziqi Jin and Wei Lu. 2023. Tab-cot: Zero-shot tabular chain of thought. *arXiv preprint arXiv:2305.17812*.
- Mandar Joshi, Eunsol Choi, Daniel Weld, and Luke Zettlemoyer. 2017. TriviaQA: A large scale distantly supervised challenge dataset for reading comprehension. In *Proceedings of the 55th Annual Meeting of the Association for Computational Linguistics (Volume 1: Long Papers)*, pages 1601–1611, Vancouver, Canada. Association for Computational Linguistics.
- Vladimir Karpukhin, Barlas Oguz, Wenyi Yin, and et al. 2020. Dense passage retrieval for open-domain question answering. In *Conference on Empirical Methods in Natural Language Processing*.
- Takeshi Kojima, Shixiang Shane Gu, Machel Reid, Yutaka Matsuo, and Yusuke Iwasawa. 2022. Large language models are zero-shot reasoners. *Advances in neural information processing systems*, 35:22199–22213.
- Stefano Leone. 2019. Fifa 20 complete player dataset. <https://www.kaggle.com/datasets/stefanoleone992/fifa-20-complete-player-dataset>.
- Junyi Li, Xiaoxue Cheng, Xin Zhao, Jian-Yun Nie, and Ji-Rong Wen. 2023. HaluEval: A large-scale hallucination evaluation benchmark for large language models. In *Proceedings of the 2023 Conference on Empirical Methods in Natural Language Processing*, pages 6449–6464, Singapore. Association for Computational Linguistics.
- Yichuan Liu and Mirella Lapata. 2019. Fine-tune bert for extractive summarization. In *Association for Computational Linguistics*.
- Niels Mündler, Jingxuan He, Slobodan Jenko, and Martin Vechev. 2024. Self-contradictory hallucinations of large language models: Evaluation, detection and mitigation. In *The Twelfth International Conference on Learning Representations*.
- Jio Oh, Soyeon Kim, Junseok Seo, Jindong Wang, Ruo Chen Xu, Xing Xie, and Steven Euijong Whang. 2024. ERBench: An entity-relationship based automatically verifiable hallucination benchmark for large language models. In *The Thirty-eight Conference on Neural Information Processing Systems Datasets and Benchmarks Track*.
- OpenAI. 2024. Gpt-4 technical report. *Preprint*, arXiv:2303.08774.
- Himanshu Sekhar Paul. 2018. Imdb movie ratings dataset. <https://www.kaggle.com/datasets/thedevastator/imdb-movie-ratings-dataset>.
- Alejo Paullier. 2024. Pii | external dataset. <https://www.kaggle.com/datasets/alejopaullier/pii-external-dataset/data>.
- Pranav Rajpurkar, Jian Zhang, Konstantin Lopyrev, and Percy Liang. 2018. Know what you don’t know: Unanswerable questions for squad. In *Empirical Methods in Natural Language Processing*.
- Melanie Sclar, Yejin Choi, Yulia Tsvetkov, and Alane Suhr. 2023. Quantifying language models’ sensitivity to spurious features in prompt design or: How i learned to start worrying about prompt formatting. *arXiv preprint arXiv:2310.11324*.
- Priyanka Sen, Alham Fikri Aji, and Amir Saffari. 2022. Mintaka: A complex, natural, and multilingual dataset for end-to-end question answering. In *Proceedings of the 29th International Conference on Computational Linguistics*, pages 1604–1619, Gyeongju, Republic of Korea. International Committee on Computational Linguistics.
- Kai Sun, Yifan Xu, Hanwen Zha, Yue Liu, and Xin Luna Dong. 2024. Head-to-tail: How knowledgeable are large language models (LLMs)? A.K.A. will LLMs replace knowledge graphs? In *Proceedings of the 2024 Conference of the North American Chapter of the Association for Computational Linguistics: Human Language Technologies (Volume 1: Long Papers)*, pages 311–325, Mexico City, Mexico. Association for Computational Linguistics.
- Ruoxi Sun, Sercan Ö Arik, Alex Muzio, Lesly Miculicich, Satya Gundabathula, Pengcheng Yin, Hanjun Dai, Hootan Nakhost, Rajarishi Sinha, Zifeng Wang, et al. 2023. Sql-palm: Improved large language model adaptation for text-to-sql (extended). *arXiv preprint arXiv:2306.00739*.
- Zhi Rui Tam, Cheng-Kuang Wu, Yi-Lin Tsai, Chieh-Yen Lin, Hung-yi Lee, and Yun-Nung Chen. 2024. Let me speak freely? a study on the impact of format restrictions on performance of large language models. *arXiv preprint arXiv:2408.02442*.
- Gemini Team. 2024. Gemini 1.5: Unlocking multimodal understanding across millions of tokens of context. *Preprint*, arXiv:2403.05530.
- Zilong Wang, Hao Zhang, Chun-Liang Li, Julian Martin Eisenschlos, Vincent Perot, Zifeng Wang, Lesly Miculicich, Yasuhisa Fujii, Jingbo Shang, Chen-Yu Lee, et al. 2024. Chain-of-table: Evolving tables in the reasoning chain for table understanding. *arXiv preprint arXiv:2401.04398*.
- Jason Wei, Xuezhi Wang, Dale Schuurmans, Maarten Bosma, Fei Xia, Ed Chi, Quoc V Le, Denny Zhou, et al. 2022. Chain-of-thought prompting elicits reasoning in large language models. *Advances in neural information processing systems*, 35:24824–24837.
- Xueqing Wu, Jiacheng Zhang, and Hang Li. 2021. Text-to-table: A new way of information extraction. *arXiv preprint arXiv:2109.02707*.

- Wenhan Xiong, Xiang Lorraine Li, Srini Iyer, Jingfei Du, Patrick Lewis, William Yang Wang, Yashar Mehdad, Wen-tau Yih, Sebastian Riedel, Douwe Kiela, et al. 2020. Answering complex open-domain questions with multi-hop dense retrieval. *arXiv preprint arXiv:2009.12756*.
- Wenpeng Yin, Qinyuan Ye, Pengfei Liu, Xiang Ren, and Hinrich Schütze. 2023. [LLM-driven instruction following: Progresses and concerns](#). In *Proceedings of the 2023 Conference on Empirical Methods in Natural Language Processing: Tutorial Abstracts*, pages 19–25, Singapore. Association for Computational Linguistics.
- Wenhao Yu, Dan Iter, Shuohang Wang, Yichong Xu, Mingxuan Ju, Soumya Sanyal, Chenguang Zhu, Michael Zeng, and Meng Jiang. 2022. Generate rather than retrieve: Large language models are strong context generators. *arXiv preprint arXiv:2209.10063*.
- Jingqing Zhang, Yaoyuan Yang, Kirk Liu, and et al. 2021. Pegasus: Pre-training with extracted gap-sentences for abstractive summarization. In *International Conference on Machine Learning*.
- Tao Zhang, Yanjun Shen, Wenjing Luo, Yan Zhang, Hao Liang, Fan Yang, Mingan Lin, Yujing Qiao, Weipeng Chen, Bin Cui, et al. 2024a. Cfbench: A comprehensive constraints-following benchmark for llms. *arXiv preprint arXiv:2408.01122*.
- Xiaokang Zhang, Jing Zhang, Zeyao Ma, Yang Li, Bohan Zhang, Guanlin Li, Zijun Yao, Kangli Xu, Jinchang Zhou, Daniel Zhang-Li, et al. 2024b. Tablellm: Enabling tabular data manipulation by llms in real office usage scenarios. *arXiv preprint arXiv:2403.19318*.
- Chunting Zhou, Pengfei Liu, Puxin Xu, Srini Iyer, Jiao Sun, Yuning Mao, Xuezhe Ma, Avia Efrat, Ping Yu, LILI YU, Susan Zhang, Gargi Ghosh, Mike Lewis, Luke Zettlemoyer, and Omer Levy. 2023. [LIMA: Less is more for alignment](#). In *Thirty-seventh Conference on Neural Information Processing Systems*.

A Appendix

A.1 Models and Hyperparameter Details

GPT-3.5, GPT-4, and GPT-4o were run through Azure OpenAI API. Gemini-1.5-Flash and Claude-3.5-Sonnet were run through Google and Anthropic APIs respectively. Open sourced models, Mixtral-8x22B, Llama-3.1:70B, and Gemma2-27B were run on 16 A100 GPUs without parallelism for better speed. All the models’ temperature parameters were set to zero to control randomness.

A.2 Dataset Details

Continuing from Sec. 4.1, we use three datasets presenting different domains. *Soccer* and *Movie* datasets are tabular datasets; and the *PII* dataset consists of AI-generated text and the table extracted from the text. We selected 100 entities for each dataset in the experiments.

- **Soccer (Leone, 2019):** We use a relation with the attributes *player name*, *club*, *jersey number*, *nationality*, *league*, and *preferred foot*.
- **Movie (Paul, 2018):** We use a relation with the attributes *movie title*, *director name*, *movie length*, *actor name*, *released year*, *movie*, and *rating*.
- **PII (Paullier, 2024):** This dataset contains AI-generated texts and several information extracted from those texts. The extracted relation has the attributes *name*, *email*, *phone number*, *job*, *address*, *hobby*, and *job experience years*.

All datasets are publicly available allowing any usages on Kaggle with CC0: Public Domain license for the *Soccer* dataset, Public Domain license for the *Movie* dataset, and Apache 2.0 license for the *PII* dataset. All datasets are mostly in English with no privacy or ethical concerns.

A.3 More Results from Sec. 5.2

We present the results between different structuring levels in Table 6. Bold and underlined fonts indicate the best and second-best performances, respectively. In general, models show the best or second-best performance when thinking with tables. *Template*-based text also demonstrates competitive performance compared to *Table*. Regarding model types, structuring information proves more effective for high-end models.

Table 5: Extensive results of Figure 4 across the varying number of conditions. The numbers are F1 scores, scaled into a percentage scale.

Model	Data Type	Number of Conditions				
		1	2	3	4	5
GPT-3.5	Text	56.1	18.3	17.3	17.8	17.6
	Table	79.7	26.8	28.2	29.9	27.5
GPT-4	Text	92.4	85.7	84.5	83.0	79.4
	Table	94.6	93.6	90.3	88.6	86.5
GPT-4o	Text	91.3	79.9	80.5	81.9	76.7
	Table	97.7	89.6	89.3	86.2	85.1
Gemini	Text	96.7	75.9	82.6	77.6	78.4
	Table	92.9	88.0	81.9	79.2	80.3
Claude	Text	80.4	76.9	67.6	66.8	63.4
	Table	87.9	73.9	69.3	67.7	68.2
Mixtral	Text	79.4	59.6	56.1	53.9	48.7
	Table	.863	63.9	65.4	57.0	52.0
Llama	Text	86.7	78.6	76.8	73.7	74.3
	Table	90.3	83.1	75.0	70.4	70.0
Gemma	Text	82.7	73.9	74.5	71.2	73.6
	Table	84.6	74.8	75.5	73.8	75.1

A.4 More Results from Sec. 5.4

We present extensive results when the number of conditions varies in Table 5. In most cases, *Thinking with Tables* outperforms the baseline with natural text. Gemini and Claude perform well with natural text when the number of conditions is small, but their performances improve with tables as the number of conditions increases.

A.5 More Results from Sec. 5.5

Table 7 shows extensive results adding five models not included in Figure 4. In average, most models shows gradually improvements across the portion of structuredness. Especially, the advanced models like GPT-4o and Gemini are dramatically improved by structuring only a quarter of the entire natural text (up to 14pp). Moreover, open-source models like Mixtral, Llama, and Gemma also show improvements ranging from 0.6pp to 4.9pp.

A.6 More Results from Sec. 5.7

A.6.1 Expanding Requests to DB Theory

The requests that commonly arise from structurable data, which we test on, often inherently rely on principles of database querying languages such as relational algebra, relational calculus, and SQL. As shown in Tbl. 11, all requests tested in this paper

Table 6: Performance comparison of different structured level on *Soccer* dataset.

Request Type	Data Type	GPT-3.5	GPT-4	GPT-4o	Gemini	Claude	Mixtral	Llama	Gemma
Retrieval (F1 score, %)	Natural	20.3	85.0	79.4	75.9	76.5	59.1	77.5	<u>72.7</u>
	Order-fixed	20.1	83.6	81.5	82.2	73.1	<u>61.5</u>	82.6	71.5
	Template	<u>27.8</u>	<u>91.5</u>	<u>84.5</u>	<u>84.6</u>	<u>74.1</u>	58.5	73.4	70.0
	Table	30.1	92.8	88.6	87.2	74.0	63.7	<u>81.8</u>	74.0
Deletion (F1 score, %)	Natural	29.1	70.1	62.9	56.3	39.0	17.8	<u>51.1</u>	19.0
	Order-fixed	29.3	67.5	70.6	68.4	37.3	12.4	47.3	18.0
	Template	31.0	59.6	<u>68.8</u>	71.0	35.3	<u>20.4</u>	52.8	<u>27.5</u>
	Table	38.8	<u>69.2</u>	70.6	63.5	<u>38.4</u>	35.9	45.9	40.7
Update (F1 score, %)	Natural	2.1	<u>27.4</u>	30.0	29.8	2.4	1.2	6.4	1.9
	Order-fixed	3.4	21.0	<u>32.5</u>	<u>40.3</u>	4.6	2.0	7.2	3.2
	Template	<u>7.9</u>	20.1	29.5	30.5	<u>7.2</u>	<u>3.1</u>	12.4	<u>4.0</u>
	Table	17.4	46.1	55.0	81.7	15.9	4.3	<u>7.9</u>	10.4
Superlative (Accuracy, %)	Natural	9.2	37.2	<u>27.3</u>	31.3	76.2	<u>23.0</u>	28.8	14.2
	Order-fixed	<u>8.5</u>	41.8	24.0	25.3	75.8	21.8	26.3	15.5
	Template	9.2	<u>44.8</u>	26.2	<u>30.3</u>	82.0	21.5	<u>26.8</u>	<u>15.2</u>
	Table	7.7	46.8	30.2	25.8	<u>80.2</u>	25.0	22.7	11.7
Sum (Accuracy, %)	Natural	1.7	18.0	13.2	5.7	48.2	15.3	6.5	2.8
	Order-fixed	<u>2.3</u>	20.3	<u>13.0</u>	<u>6.5</u>	50.3	<u>16.2</u>	<u>8.2</u>	<u>3.5</u>
	Template	1.8	<u>22.3</u>	16.7	6.3	54.7	14.2	9.7	6.0
	Table	3.7	22.7	<u>13.0</u>	7.2	<u>51.0</u>	16.3	8.0	3.2
Count (Abs. Diff., ↓)	Natural	12.70	5.92	4.25	<u>5.80</u>	2.24	12.50	10.74	10.25
	Order-fixed	12.58	4.62	4.36	6.17	2.38	10.13	10.17	8.74
	Template	11.80	4.28	3.74	6.34	1.17	<u>10.07</u>	9.95	<u>7.99</u>
	Table	<u>12.52</u>	3.20	<u>3.99</u>	4.44	<u>1.50</u>	7.98	9.62	7.00

Table 7: Extensive results of Figure 4 for partially structured information. The numbers are F1 scores, scaled into a percentage scale.

Model	Structuring Portion			
	None	Quarter	Half	All
GPT-3.5	20.3	18.8	20.1	30.1
GPT-4	85.0	88.5	87.2	92.8
GPT-4o	79.4	85.0	86.6	88.6
Gemini	73.9	87.9	88.3	87.2
Claude	69.0	66.2	67.7	69.4
Mixtral	59.1	64.2	62.5	63.7
Llama	77.5	78.1	78.0	81.8
Gemma	72.7	75.3	75.2	74.0
Avg.	67.1	70.5	70.7	73.5

can be converted into a database querying language. Note that this conversion can also be done in an opposite direction (i.e. database querying language to request) diversifying request types. In our paper we test *Thinking with Tables* for the most commonly and widely used request types in our main

experiment (Sec. 5.1) and show in Sec. 5.7 that our work consistently outperforms the baseline even for extended requests.

A.6.2 Case Study of Existence Requests

We show an exemplar model response of the *Existence* requests in Tbl. 10 that demonstrates the importance of rationale evaluation.

A.6.3 Results of Existence Requests

As shown in Tbl. 11, questions proposed in Oh et al. (2024) can be also expressed with an existential operator in relational calculus. We test whether *Thinking with Tables* improves the model performance on the *Soccer* dataset shown in Tbl. 8. The red numbers in the parenthesis in the table indicate the performance difference between the original and negated request template (BN(Y) and BN(N) in Oh et al. (2024), respectively), where lower values indicate higher robustness. *Thinking with Tables* outperforms the baseline for most models, 6.5pp and 6.9pp in average for original and negated requests respectively and 4.1pp reduction in variance

between the original and negated requests.

A.6.4 Results of Projection Requests

Consistent to the results for existence request types, LLMs show better performance and robustness when *Thinking with Tables* as shown in Figure 5. GPT-4 and Gemini shows large amounts of performance improvements compared to using natural text. On the other hand, for GPT-3.5, Claude, and Mixtral, the enhancements are relatively smaller, but they shows much better stability across the different instruction templates.

A.6.5 Results of Difference Conditions

We show that the requests can be extended also in terms of conditions introducing an additional logical operator, “\” (set difference). Tbl. 9 shows the experimental results for three request types for the *Soccer* dataset. *Thinking with Tables* outperforms the baseline with an average relative increase of 26.45% (4.83pp).

Table 8: Performance for requests based on the existence operator on *Soccer* dataset. Note that the accuracy numbers are in a decimal format.

Data Type	GPT-3.5	GPT-4	GPT-4o	Gemini	Claude	Mixtral	Llama	Gemma
Text	0.36	0.85	0.98	0.97	0.98	0.92	0.98	0.88
Table	0.70	0.94	0.99	0.95	1.00	0.94	0.97	0.95
Text Negated	0.53 (0.18)	0.89 (0.04)	0.98 (0.00)	0.90 (0.07)	0.97 (0.01)	0.61 (0.31)	0.92 (0.06)	0.76 (0.12)
Table Negated	0.75 (0.05)	0.95 (0.01)	0.99 (0.00)	0.90 (0.05)	0.97 (0.03)	0.90 (0.02)	0.82 (0.15)	0.83 (0.12)

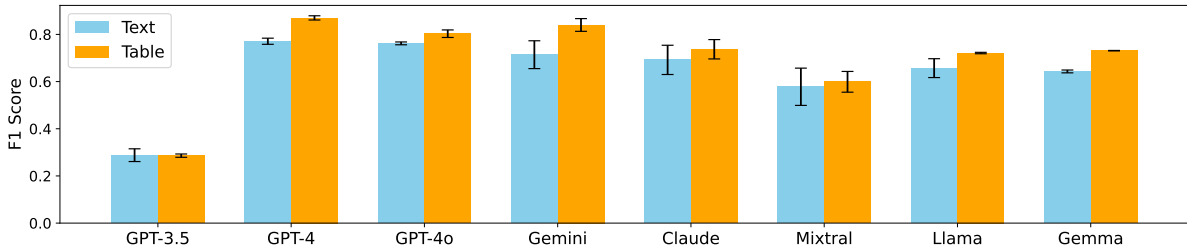


Figure 5: Projection (“Text” refers to *Natural* text in Table 1.)

Table 9: Performance comparison requests with the set difference conditions on *Soccer* dataset.

Request Type	Data Type	GPT-3.5	GPT-4	GPT-4o	Gemini	Claude	Mixtral	Llama	Gemma
Retrieval (F1 score, %)	Text	46.5	85.9	83.4	89.8	82.7	66.6	72.4	70.2
	Table	58.1	90.0	89.7	85.6	76.3	67.9	81.8	78.9
Sum (Accuracy, %)	Text	3.7	15.7	12.0	2.7	50.0	11.7	7.3	1.7
	Table	9.3	30.3	17.0	4.7	61.3	15.7	11.0	3.3
Count (Abs. Diff., ↓)	Text	5.48	3.70	3.51	4.08	1.42	9.41	3.90	7.50
	Table	4.09	3.11	3.18	5.73	1.31	6.04	4.55	9.50

Table 10: Case study showing the need for evaluation of rationale accuracy (**R**), aligning with Oh et al. (2024). This self-contradictory behavior (Mündler et al., 2024) shows that while the model eventually derives a correct reasoning, the answer is evaluated to be wrong. Evaluating the rationale allows better evaluation.

CASE STUDY FOR GPT4

Q: Is it true that there are no soccer players from Belgium who played for Manchester City with uniform number 17 in Manchester City?

A: Yes, it is true.

R: According to the table, the player from Belgium who played for Manchester City is Kevin De Bruyne and his uniform number is 17. However, there are no other players from Belgium who played for Manchester City listed in the table.

Table 11

Type	Language	Context
Retrieval	Request	Give me soccer players of nationality name as Germany and preferred foot as Right.
	Relational Algebra	$\sigma_{\text{nationality}=\text{Germany}\wedge\text{preferred_foot}=\text{Right}}(\text{Soccer})$
Deletion	Request	Forget soccer players of nationality name as Germany and preferred foot as Right.
	Relational Algebra	$\text{Soccer} := \text{Soccer} - \sigma_{\text{Nationality}=\text{Argentina}\wedge\text{Preferred_Foot}=\text{Left}}(\text{Soccer})$
Update	Request	Update the names of soccer players to N/A, while leaving all other attributes unchanged, if their nationality name is Germany and their preferred foot is Right.
	Relational Algebra + SQL	$S1 \leftarrow \sigma_{\text{nationality}=\text{Germany}\wedge\text{preferred_foot}=\text{Right}}(\text{Soccer})$ $S2 \leftarrow \sigma_{\text{nationality}\neq\text{Germany}\vee\text{preferred_foot}\neq\text{Right}}(\text{Soccer})$ $S1 \leftarrow \text{UPDATE } S1 \text{ SET name} = \text{"N/A"}$ $\text{Soccer} \leftarrow S1 \cup S2$
Count	Request	Count the number of soccer players, nationality name as Germany and preferred foot not as Right.
	Relational Algebra + SQL	$\text{COUNT}(\sigma_{\text{nationality}=\text{Germany}\wedge\text{preferred_foot}=\text{Right}}(\text{Soccer}))$
Sum	Request	Sum the club jersey number of soccer players nationality name as Germany and preferred foot as Right.
	Relational Algebra + SQL	$\text{SUM}(\pi_{\text{jersey_number}}(\sigma_{\text{nationality}=\text{Germany}\wedge\text{preferred_foot}=\text{Right}}(\text{Soccer})))$
Superlative	Request	Among soccer players nationality name as Germany and preferred foot as Right, give me one soccer player with the highest uniform jersey number. If multiple players satisfy the condition, give me the player with the long name that comes first in alphabetical order.
	Relational Algebra + SQL	$S \leftarrow \sigma_{\text{nationality}=\text{Germany}\wedge\text{preferred_foot}=\text{Right}}(\text{Soccer})$ $M \leftarrow \text{MAX}(\pi_{\text{jersey_number}}(S))$ $T \leftarrow \sigma_{\text{jersey_number}=M}(S)$ $R \leftarrow \sigma_{\text{name}=\text{MIN}(\pi_{\text{name}}(T))}(T)$
Existence	Request	Is there a soccer player from Argentina who played for FC Barcelona with uniform number 10 in FC Barcelona?
	Relational Calculus	$\exists t \in \text{Soccer} (t.\text{nationality} = \text{Argentina} \wedge t.\text{club} = \text{FC Barcelona} \wedge t.\text{club_jersey_number} = 10)$
Projection	Request	Provide me with soccer players' name and club jersey number of nationality name as Germany and preferred foot as Right.
	Relational Algebra	$\pi_{\text{name},\text{club_jersey_number}}(\sigma_{\text{nationality}=\text{Germany}\wedge\text{preferred_foot}=\text{Right}}(\text{Soccer}))$