

A Parameter-Efficient Quantum Anomaly Detection Method on a Superconducting Quantum Processor

Maida Wang¹, Jinyang Jiang², and Peter V. Coveney^{1,3,4}

¹Centre for Computational Science, Department of Chemistry, University College London, London, UK

²Guanghua School of Management, Peking University, Beijing, China

³Advanced Research Computing Centre, University College London, UK

⁴Institute for Informatics, University of Amsterdam, The Netherlands

Quantum machine learning has gained attention for its potential to address computational challenges. However, whether those algorithms can effectively solve practical problems and outperform their classical counterparts, especially on current quantum hardware, remains a critical question. In this work, we propose a novel quantum machine learning method, called Quantum Support Vector Data Description (QSVDD), for practical image anomaly detection, which aims to achieve both parameter efficiency and superior accuracy compared to classical models. Emulation results indicate that QSVDD demonstrates favourable recognition capabilities compared to classical baselines, achieving an average accuracy of over 90% on benchmarks with significantly fewer trainable parameters. Theoretical analysis confirms that QSVDD has a comparable expressivity to classical counterparts while requiring only a fraction of the parameters. Furthermore, we demonstrate the first implementation of a quantum anomaly detection method for general image datasets on a superconducting quantum processor. Specifically, we achieve an accuracy of over 80% with only 16 parameters on the device, providing initial evidence of QSVDD’s practical viability in the noisy intermediate-scale quantum era and highlighting its significant reduction in parameter requirements.

1 Introduction

In recent years, research on quantum computing has seen rapid development across multiple areas [1, 2, 3]. For instance, research teams like that at the University of Science and Technology of China have demonstrated quantum advantage in boson sampling problems [4]. These achievements mark the advent of the Noisy Intermediate-Scale Quantum (NISQ) era [5], where quantum computing systems can integrate dozens of noisy qubits. Despite the influence of noise, which limits these systems’ capability for fault-tolerant universal quantum computation, they have demonstrated the potential to achieve performance beyond that of conventional computing in specific tasks. This has led current research to focus on leveraging quantum algorithms to achieve practical quantum advantage, with quantum machine learning being one of the most promising candidates and an active research hotspot.

Quantum machine learning (QML) aims to leverage quantum computing principles to enhance classical machine learning algorithms and address complex computational problems [6]. Recent advancements in quantum algorithms and hardware have enabled the exploration of quantum-enhanced models for a wide range of applications, such as quantum autoencoders for data compression, quantum Boltzmann machines for generative modelling, and quantum kernel methods for pattern recognition [7, 8].

However, applying QML to datasets with complex and diverse characteristics remains challenging [9], particularly in practical scenarios involving noisy and limited quantum devices. Therefore, there is an urgent need for more examples demonstrating the practical feasibility of QML

Peter V. Coveney: p.v.coveney@ucl.ac.uk

arXiv:2412.16867v2 [quant-ph] 14 Jan 2025

on widely recognized classical datasets, especially given the limitations of quantum hardware, such as the small number of available qubits. While QML shows potential, more work is needed to explore its capabilities within realistic constraints, using well-known datasets and conducting practical implementations on contemporary quantum devices [10].

To date, many QML studies have focused on standard machine learning tasks, such as binary or multi-class classification. However, this paper aims to investigate the feasibility and efficacy of QML in anomaly detection. Anomaly detection is a crucial machine learning field that seeks to identify unusual patterns or outliers in data, which can have significant implications for applications such as machinery monitoring, system intrusion detection, financial fraud prevention, and medical diagnostics [11, 12, 13, 14]. This importance has motivated the development of numerous effective anomaly detection algorithms [15, 16, 17, 18]. While various models have been proposed for anomaly detection on conventional computing platforms, the application of quantum machine learning to this task remains relatively unexplored. Only a handful of recent models attempt to use QML for anomaly detection [19, 20], and existing algorithms have often struggled to achieve the performance levels of conventional machine learning methods, particularly on practical datasets [10]. Indeed, it has been demonstrated that a number of prevalent quantum models, as documented in the literature, exhibit comparable or inferior performance to classical machine learning on both classical and quantum datasets, even when utilizing emulators [21]. This highlights the challenge of developing a QML algorithm that consistently outperforms classical methods for practical tasks.

The motivation of our research is threefold. First, we aim to develop a novel quantum machine learning method for anomaly detection, striving to achieve competitive or even superior performance compared to classical methods in accuracy. Second, we explore the expressivity of QSVDD and conclude that QSVDD may have a larger learning space even with significantly fewer parameters. Thus, we intentionally constrained the number of learnable parameters in QSVDD to a mere fraction—often just a few percent—of those used in typical classical deep learn-

ing models to investigate the potential parameter efficiency better. We also investigate the performance of QSVDD in scenarios with limited training data, as many real-world anomaly detection applications do not have large amounts of labelled data, requiring models that can learn effectively from small datasets.

Finally, we implement QSVDD on quantum hardware, making it, to the best of our knowledge, the first quantum anomaly detection algorithm applied to general image datasets realized on a quantum device. Unlike prior studies that employed established methods and focused on domain-specific datasets, such as those from high-energy physics, our study demonstrates the versatility and scalability of QSVDD for general image datasets, with an emphasis on parameter efficiency. This experimental implementation serves multiple purposes: it demonstrates the compatibility of QSVDD on real hardware architecture and highlights its potential parameter efficiency in real quantum environments.

Our paper is organized as follows. In Section 2, we provide an overview of related work, including recent developments in quantum machine learning, anomaly detection, and quantum anomaly detection approaches. Section 3 covers the preliminaries of quantum computing, introducing the basics of variational quantum circuits. In Section 4, we describe the structure of our proposed quantum machine learning algorithm, QSVDD, including its training process and data encoding strategy. Section 5 presents a theoretical analysis of QSVDD’s expressivity, comparing it to classical deep neural networks. In Section 6, we report its noiseless emulation and implementation on a superconducting quantum hardware platform. Finally, Section 7 concludes the paper with a summary and discussion of future research directions.

2 Related Work

Quantum Machine Learning. QML has undergone rapid development, driven by advancements in quantum algorithms and hardware, allowing for the exploration of quantum-enhanced models across various applications. For instance, quantum autoencoders have been used for data compression and noise reduction in quantum systems, demonstrating the utility of QML in ef-

efficiently encoding quantum data with minimal qubit usage [22, 23, 24]. Quantum Boltzmann machines have been proposed for quantum-state tomography and generative modelling, where they can learn complex quantum distributions [25, 26]. Quantum generative adversarial learning has shown promise in learning and generating quantum states, with some successful applications in emulating quantum systems and verifying entanglement properties [27, 28, 7, 29]. Additionally, quantum kernel methods have been explored for pattern recognition tasks, leveraging quantum computing to improve the representational power of kernels for supervised learning [30, 31, 8].

While QML has shown considerable potential in addressing challenges involving quantum data, such as improving the efficiency of learning quantum systems or emulating complex quantum states [32, 33, 34], its practical application to datasets with complex and diverse characteristics remains challenging [9]. For instance, a recent experiment conducted by a collaboration between Caltech and Google demonstrated that a 40-qubit quantum computer could learn from significantly fewer samples compared to a conventional computer [32]. Although this experiment was carefully controlled and not a practical case, it provides an encouraging glimpse into the potential of quantum machine learning. Therefore, it remains essential to present more compelling and practical examples that showcase the strong performance of quantum machine learning on widely recognized and classical tasks.

Anomaly Detection. Anomaly Detection aims to identify anomalous patterns or outliers in data and has applications in monitoring machinery, detecting system intrusions, identifying financial fraud, and aiding medical diagnoses [11, 12, 13, 14]. Traditional anomaly detection algorithms include Parzen’s density estimate [35], One-Class Support Vector Machine (OC-SVM) [36], and Support Vector Data Description (SVDD) [37]. With the progress of deep learning, deep AD algorithms such as AutoEncoders [15], Deep SVDD (DSVDD) [16], Deep Convolutional AutoEncoder (DCAE) [17], and one class generative adversarial network (OC-GAN) [18] have emerged, leveraging advanced representation learning techniques.

Quantum Anomaly Detection. Applying QML to anomaly detection tasks remains relatively unexplored. Only a few recent models, such as vari-

ational quantum one-class classifier (VQOCC) [19] and a kernel-based quantum anomaly detection method applied to the latent space of proton collision events at the LHC [20], have been proposed to utilize QML for anomaly detection. The former does not explore hardware implementation, whereas the latter achieves implementation but uses a quantum kernel method tailored to high-energy physics datasets, with 300-dimensional input reduced to 4, 8, or 16 dimensions via autoencoders. In contrast, our work introduces QSVDD, a novel QML algorithm designed explicitly for anomaly detection on NISQ hardware, targeting general image datasets with original input sizes of 784 dimensions, reduced to 16 dimensions for hardware implementation. By emphasizing parameter efficiency and providing theoretical analysis, our study highlights the versatility of QSVDD in addressing general image anomaly detection tasks, making it more readily extendable to other tasks and larger scales. In numerical emulations, QSVDD consistently outperforms classical and existing quantum anomaly detection methods on benchmark datasets with fewer parameters. Unlike previous works that mainly focus on emulation, we extended our study to real quantum hardware, where QSVDD achieved comparable performance with significantly fewer parameters. This aligns with our theoretical analysis, which suggests that QSVDD possesses a larger expressive capacity, even with only a fraction of the parameters used in classical models. Our hardware experiments further demonstrate the feasibility and robustness of QSVDD, showing its effectiveness in noisy quantum environments while maintaining low parameter requirements. These features make QSVDD particularly suited for small-scale quantum hardware and for addressing complex, high-dimensional anomaly detection tasks.

3 Quantum Computing

Quantum computing operates on principles rooted in quantum mechanics, utilizing quantum bits, or qubits, as the fundamental units of information. These qubits exist in a superposition of two basis states, commonly referred to as $|0\rangle$ and $|1\rangle$. A qubit state ψ can be expressed as $\psi = \alpha|0\rangle + \beta|1\rangle$, where α and β are complex amplitudes satisfying $|\alpha|^2 + |\beta|^2 = 1$. Measurement

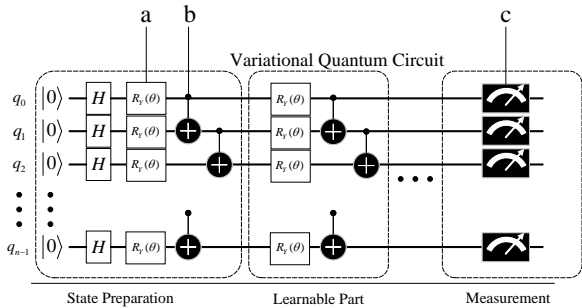


Figure 1: Diagram of the variational quantum circuit. (a) The first set of parameter-containing gates is used to embed classical features into the quantum circuit, and the rest of them are trainable gates. (b) CNOT gates for entanglement. (c) The measurement part maps quantum states back to classical vectors.

of a qubit causes the collapse of its superposition, with $|\alpha|^2$ and $|\beta|^2$ representing the probabilities of observing $|0\rangle$ and $|1\rangle$, respectively.

Extending this concept to n qubits results in a composite state $|s\rangle = \sum_{i=0}^{2^n-1} \alpha_i |i\rangle$, where $|i\rangle$ denotes the i -th computational basis states for n qubits. The complex amplitudes $\{\alpha_i\}$ satisfy the normalization condition $\sum_{i=0}^{2^n-1} |\alpha_i|^2 = 1$, representing the probability distribution of the state. Quantum circuits utilize quantum gates to manipulate qubits. As illustrated in Fig. 1, a variational quantum circuit (VQC) typically comprises several quantum gates, some of which are parameterized. Quantum gates operate as unitary transformations. Thus, a general parametric single-qubit quantum gate can be represented by a unitary matrix as follows:

$$U(\boldsymbol{\theta}) = \begin{bmatrix} e^{i(\alpha+\beta)} \cos(\frac{\gamma}{2}) & -e^{i(\alpha-\beta)} \sin(\frac{\gamma}{2}) \\ e^{i(\alpha-\beta)} \sin(\frac{\gamma}{2}) & e^{i(\alpha+\beta)} \cos(\frac{\gamma}{2}) \end{bmatrix},$$

where $\boldsymbol{\theta} = (\alpha, \beta, \gamma)$ denotes parameters of the gate. These gates, represented as matrices, form the building blocks of quantum circuits. They manipulate qubits to perform operations and computations within the quantum computing framework. Those quantum gates transform one quantum state $|x\rangle$ into another output state $|y\rangle$ as denoted by $|y\rangle = U(\boldsymbol{\theta})|x\rangle$, where quantum gate parameters control the functional relationship. Increasing the number of trainable gates allows for more complicated models. Certain quantum gates, such as the CNOT gate, enable qubit entanglement, establishing dependencies between qubit states. When a CNOT gate is applied, the state of the “target” qubit $|t\rangle$ is flipped based on

the state of the “control” qubit $|c\rangle$, i.e.,

$$\text{CNOT } |c, t\rangle = |c, t \oplus c\rangle,$$

where \oplus denotes the XOR operation. If the control qubit is in the state $|1\rangle$, the target qubit is flipped; if it is $|0\rangle$, the target remains unchanged. After executing the circuit, qubits are measured, yielding output probabilities for specific states. In VQC, this measurement process converts quantum states back into classical data. The combination of trainable quantum gates and fixed ones is widely adopted in VQC, as well as in variational quantum eigensolvers, due to the convenience it offers in optimizing such variational structures. This variational approach, involving a mix of trainable and fixed components, has become a standard choice in many quantum neural networks (QNN), allowing them to extract complex data features and solve a wide range of problems [22, 23, 24, 8]. Nevertheless, VQC is not without its limitations. Chief among these is the fact that the optimisation scale and depth are constrained by what is known as the barren plateaux problem [38].

4 Methods

This section details the design, architecture, and training methodology of our Quantum Support Vector Data Description (QSVDD), a novel QML algorithm specified for anomaly detection tasks.

4.1 Modelling

The main idea of QSVDD is illustrated by the conceptual diagram depicted in Fig. 2. To be specific, QSVDD utilizes a QNN to transform raw data into a feature space, where the data points are supposed to be mapped into a hypersphere. The primary purpose of finding a hypersphere is to encompass a maximal amount of normal data while occupying a minimal volume. During the training stage of anomaly detection, normal data refers to the one class of data selected, while anomalies are considered unknown. Subsequently, the training process culminates in the acquisition of a learned hypersphere. During the testing process, data points whose QNN output falls outside the learned hypersphere are classified as anomalies, while those inside are considered normal.

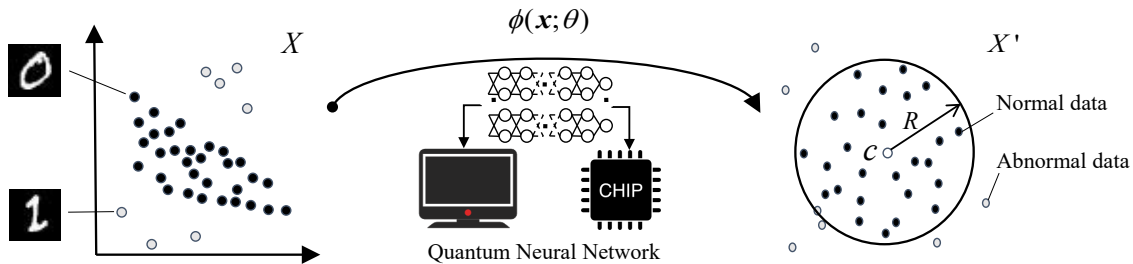


Figure 2: Conceptual diagram of Quantum Support Vector Data Description (QSVDD), which is a quantum-based anomaly detection algorithm that adopts QNN to map “normal data” into the hypersphere. Data points residing within the interior of the hypersphere will be labelled as “normal data”, whereas those outside the hypersphere will be considered “abnormal data”.

Let us denote the given classical training data set as $X \subseteq \mathbb{R}^d$. $\phi(\cdot; \Theta)$ is a QNN that encodes the real-valued vector $\mathbf{x} \in X$ into a corresponding quantum state $|x\rangle$ and then maps it back into the classical embedding set $X' \subseteq \mathbb{R}^p$ in the new feature space. The encoding process will be discussed in the next subsection. The QNN consists of a series of quantum gates, and some of them contain trainable parameters $\boldsymbol{\theta} = \{\theta^1, \theta^2, \dots, \theta^m\}$. Thus, $\phi(\mathbf{x}; \boldsymbol{\theta}) \in X'$ is the mapped representation of $\mathbf{x} \in X$ given by the network structure ϕ with parameters $\boldsymbol{\theta}$. The hypersphere in the new feature space is characterized by a centre $\mathbf{c} \in X'$ and radius post-training $R > 0$, which can be acquired in two ways during training [16]. In our case, the radius is calculated as the mean distance between the centre of the hypersphere and the mapped points of the training dataset in the trained network’s feature space.

For the training data set $X = \{\mathbf{x}_1, \mathbf{x}_2, \dots, \mathbf{x}_n\}$, the training of the QNN embedding model as well as the optimal hypersphere radius searching can be described as the following optimization:

$$\min_{R, \boldsymbol{\theta}} R^2 + \frac{1}{vn} \sum_{i=1}^n \max\{0, \|\phi(\mathbf{x}_i; \boldsymbol{\theta}) - \mathbf{c}\|^2 - R^2\} + \frac{\alpha}{2} \sum_{j=1}^m \|\theta^j\|_F^2, \quad (1)$$

where $\mathbf{c} = \frac{1}{n} \sum_{i=1}^n \phi(\mathbf{x}_i; \boldsymbol{\theta})$, the second term is the penalty for points falling outside the hypersphere boundary, and the last term is the regularization term to prevent overfitting on the training data. The trade-off between the sphere volume and violations of the boundary constraint is controlled by $v \in (0, 1]$, while $\alpha > 0$ is the regularization coefficient.

To solve Eq. (1) more effectively, a simplified formulation of QSVDD training can be defined in

a manner analogous to that employed in [16]:

$$\min_{\boldsymbol{\theta}} \frac{1}{n} \sum_{i=1}^n \|\phi(\mathbf{x}_i; \boldsymbol{\theta}) - \mathbf{c}\|^2 + \frac{\alpha}{2} \sum_{j=1}^m \|\theta^j\|_F^2, \quad (2)$$

where QSVDD shrinks the hypersphere by minimizing the collective distance of all data representations to the centre \mathbf{c} . Eq. (2) pushes the mapped data closer to the centre point, compelling the QNN to uncover shared patterns among elements in the dataset. Penalizing the overall distance across all data points, rather than excluding any outliers, supports the assumption that the bulk of the training data originates from one class. While testing, we define the anomaly score of the input data $\mathbf{x} \in X$ according to its calculated distance from the centre of the hypersphere, i.e.,

$$S(X) = \mathbf{1}\{\|\phi(\mathbf{x}; \boldsymbol{\theta}^*) - \mathbf{c}\|^2 - R^2 \geq a\}, \quad (3)$$

where $R = \frac{1}{n} \sum_{i=1}^n \|\phi(\mathbf{x}_i; \boldsymbol{\theta}) - \mathbf{c}\|$, $\mathbf{1}\{\cdot\}$ denotes the indicator function, and $a > 0$ is an adjustable threshold. When $S(X) = 0$, QSVDD recognizes the test data as normal; otherwise, it is considered abnormal data. Next, we continue to describe the execution steps of QSVDD.

4.2 Data Encoding and *Ansätze*

To handle classical data, a QML algorithm needs a procedure that encodes them into quantum states [39, 40, 41]. A straightforward way is to encode the data into the amplitudes of a state, i.e.,

$$x = (x_1, x_2, \dots, x_N)^\top \Rightarrow |x\rangle = \frac{1}{\|x\|} \sum_{i=1}^N x_i |i\rangle,$$

where $N = 2^n$, and n is the least number of the qubits required. This can be implemented on various quantum computing platforms [42, 43] and is

predominantly performed on emulators. The reason is that implementing amplitude encoding on actual quantum hardware requires a number of quantum gates that scale quadratically with the number of qubits, making it significantly more challenging for systems with a large number of qubits. To date, as far as we are aware, no successful implementation of this encoding method on hardware has been reported. However, because our algorithm requires fewer qubits, it becomes feasible to implement this process on hardware without introducing excessive noise. With the amplitude encoding, we can greatly reduce the qubits used for data encoding to a logarithmic number $n = \lceil \log(D_c) \rceil$, where D_c represents the dimensionality of classical data.

Following the quantum data encoding, a VQC is employed for optimization. Specifically, we adopt the *ansätze* of the VQC shown in Fig. 3, which is derived from [44]. The *ansätze* comprise layers with parameterized single-qubit rotations $R_Y(\theta) = e^{-i\theta Y/2}$, followed by CNOT gates. These CNOT gates are arranged alternately between adjacent qubits. By employing these *ansätze*, we can reduce the required hardware scale, which has several positive impacts. First, it helps mitigate the risk of barren plateaux [38], thereby facilitating the optimization process. Second, it helps us to use fewer learnable parameters, as the number of quantum gates required to train scales linearly with increased qubits when assuming a fixed number of quantum circuit layers.

4.3 Training Process

Pre-training: As depicted in Fig. 3 (a), the pre-training stage employs an encoder-decoder structure. The model for pre-training consists of a quantum encoding layer and a classical decoding layer, where the quantum one is synchronized with the QSVDD’s network. During pre-training, the encoder maps the input data \mathbf{x} to an embedding \mathbf{x}' , while the decoder aims to recover the original \mathbf{x} from \mathbf{x}' . The parameters of the encoder are adjusted to minimize reconstruction errors by parameter shift rules [45]. The centre of the hypersphere \mathbf{c} is also initialized by averaging all the embeddings in X' . Both model parameters and a preliminary hypersphere centre are warmed up in this phase, accelerating the subsequent training stage.

Training: From this step onward, the QSVDD

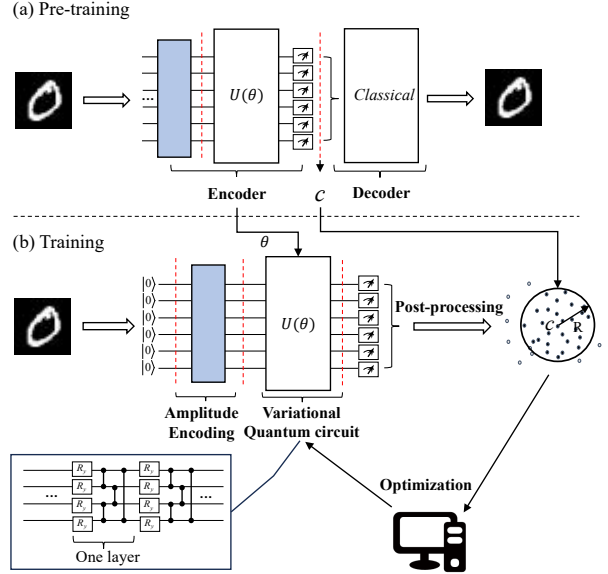


Figure 3: Training process of the QSVDD algorithm. (a) The pre-training neural network of the method consists of two parts: a quantum encoding layer and a classical decoding layer, where the quantum encoding layer is consistent with the QSVDD network. After the quantum encoding layer, the centre of the hypersphere mapped by QSVDD can be obtained. (b) The QSVDD neural network is composed of an amplitude encoding part (blue part), a VQC part, a measurement part and a QSVDD post-processing part.

neural network is used for training and testing. Its structural details are illustrated in Fig. 3(b). The network comprises an amplitude encoding part, a VQC part, a measurement part (represented by the dashboard), and a QSVDD post-processing part. The training stage mainly involves fine-tuning the QSVDD network. The optimization defined in Eq. (2) is utilized to minimize the volume of the hypersphere. Meanwhile, the hypersphere effectively encapsulates normal data patterns by reducing the average distance of all embeddings to the centre. The ratio of the time consumption between pre-training and training is found to be approximately 1.025 : 1.

5 Characterization of QSVDD’s Expressivity

To provide a theoretical basis and gain a better understanding of its performance, we analyze the expressivity of the QSVDD model. Expressivity is a crucial concept in quantum algorithms and has been extensively studied to understand the underlying theoretical foundations of effective

machine learning models. Recent studies [e.g., 46, 47] also focus on the expressivity of variational quantum algorithms (VQA). Understanding the theoretical expressivity of QSVDD is essential for gaining insights into its capabilities and potential advantages. We aim to reveal how QSVDD’s expressivity influences its performance in tasks that may not conform to independently and identically distributed data rather than deriving generalization error bounds under such conditions. In this section, we leverage the covering number [48], a powerful concept from statistical learning theory, to investigate the expressive power of QSVDD. This analysis examines how the complexity of the hypothesis space influences QSVDD’s ability to capture intricate data relationships. We target comparing QSVDD with other classical or quantum anomaly detection algorithms from different perspectives. By integrating empirical results with theoretical insights, we can have a comprehensive assessment of QSVDD’s efficacy and its potential applications in QML.

We begin by describing the process of the VQAs, which combine a q -qubit quantum circuit with a classical optimizer. During the training, the trainable parameters of the *ansätze* are optimized iteratively based on the quantum circuit’s outputs to minimize the objective function $\mathcal{L}(\cdot, \cdot)$. The parameter update rule at iteration t is given by

$$\boldsymbol{\theta}^{(t+1)} = \boldsymbol{\theta}^{(t)} - \eta \left[\frac{\partial \mathcal{L}(h(\boldsymbol{\theta}^{(t)}), O, \rho), c_1)}{\partial \boldsymbol{\theta}} \right],$$

where η is the learning rate, $c_1 \in \mathbb{R}$ is the target label, and $h(\boldsymbol{\theta}^{(t)}), O, \rho$ is the quantum circuit’s output. The gradient information $\partial \mathcal{L}(h(\boldsymbol{\theta}^{(t)}), O, \rho), c_1) / \partial \boldsymbol{\theta}$ can be obtained using the parameter shift rule or other methods.

In the context of anomaly detection, $\rho \in \mathbb{C}^{d^q \times d^q}$ represents the q -qubit input quantum state, $O \in \mathbb{C}^{d^q \times d^q}$ is the quantum observable, and $U(\boldsymbol{\theta}) = \prod_{l=1}^P u_l(\boldsymbol{\theta}) \in \mathbb{U}(d^q)$ denotes the *ansätze*, with $\boldsymbol{\theta} \in \Theta$ being the trainable parameters. We denote the l -th quantum gate acting on at most $k \leq q$ qubits as $u_l(\boldsymbol{\theta}) \in \mathbb{U}(d^k)$, and $\mathbb{U}(d^q)$ is the unitary group of dimension d^q . Generally, the *ansätze* consists of P trainable gates, which correspond to the number of trainable parameters, i.e., $\Theta \subseteq [0, 2\pi)^P$. The ideal output of the quantum circuit is given by:

$$h(\boldsymbol{\theta}^{(t)}, O, \rho) = \text{Tr} \left(U(\boldsymbol{\theta}^{(t)})^\dagger O U(\boldsymbol{\theta}^{(t)}) \rho \right).$$

The definition of $h(\boldsymbol{\theta}^{(t)}, O, \rho)$ can be generic. We now elucidate the connection between expressivity and model complexity in the context of QSVDD. The primary objective of QSVDD is to identify the best hypothesis $h^*(\boldsymbol{\theta}, O, \rho) = \arg \min_{h(\boldsymbol{\theta}, O, \rho) \in \mathcal{H}} \mathcal{L}(h(\boldsymbol{\theta}, O, \rho), c_1)$ that can adeptly approximate the target concept, where $h(\boldsymbol{\theta}, O, \rho)$ and c_1 correspond to $\phi(\mathbf{x}_i; \boldsymbol{\theta})$ and \mathbf{c} in QSVDD modelling. We denote the hypothesis space of QSVDD as \mathcal{H} , i.e.,

$$\mathcal{H} = \left\{ (\text{Tr}(U(\boldsymbol{\theta})^\dagger O U(\boldsymbol{\theta}) \rho) - \mathbf{c})^2 - R^2 \mid \boldsymbol{\theta} \in \Theta \right\},$$

where R and \mathbf{c} retain the same definitions in previous sections.

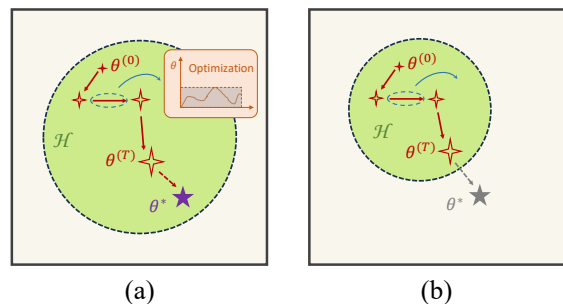


Figure 4: Expressivity of QSVDD. If \mathcal{H} is of moderate size and effectively encompasses the target concepts (purple solid star), the inferred hypothesis may closely approximate the target concept.

The geometric representation of QSVDD’s expressivity is illustrated in Fig. 4, where the expressivity of the utilized *ansätze* in QSVDD governs its hypothesis space denoted as \mathcal{H} (solid green ellipse). If \mathcal{H} is of a moderate size—meaning it is large enough to encompass the target concepts effectively but not excessively large—the inferred hypothesis may closely approximate the target concept. Conversely, if \mathcal{H} is too limited in complexity, there will be a substantial discrepancy between the estimated hypothesis and the target concept (grey solid star). Furthermore, if \mathcal{H} encompasses an excessively large space, optimization can become challenging. Both overly high and low expressivities of QSVDD can result in suboptimal performance. Therefore, understanding and controlling the expressivity of QSVDD is a crucial task and requires an effective metric for evaluating the complexity of \mathcal{H} . We utilize the covering number to establish an upper bound on the complexity of \mathcal{H} , thereby quantifying the expressivity of QSVDD. This approach allows us to rigorously evaluate

QSVDD’s capacity to model complex distributions and highlight its theoretical capabilities.

Definition 1 *The covering number $N(U, \varepsilon, \|\cdot\|)$ represents the minimum cardinality of any subset $V \subset U$ that effectively encompasses U with a scale of ε using the norm $\|\cdot\|$, i.e., $\sup_{A \in U} \min_{B \in V} \|A - B\| \leq \varepsilon$.*

The covering number $N(\mathcal{H}, \varepsilon, \|\cdot\|)$ signifies the minimal count of spherical balls, each with a radius of ε , necessary to cover a designated space, allowing for potential overlaps comprehensively. $\varepsilon > 0$ is a predefined small constant, which remains independent of any specific factors [48]. This convention is commonly embraced in the machine learning domain to assess model capacity in diverse learning scenarios [49]. The subsequent theorem provides the upper bound of $N(\mathcal{H}, \varepsilon, \|\cdot\|)$ for QSVDD.

Theorem 1 *For $\varepsilon \in (0, \frac{1}{10})$, the covering number of the hypothesis space of QSVDD can be represented as follows:*

$$N(\mathcal{H}, \varepsilon, \|\cdot\|) \leq \left(\frac{7P(2\|O\| + 2\|c\|)\|O\|}{\varepsilon} \right)^{q^{2k}P},$$

where \mathcal{H} denotes the function space represented by QSVDD, $N(\mathcal{H}, \varepsilon, \|\cdot\|)$ represents its covering number, and c is the centre of the hypersphere.

Theorem 1 implies that the primary factor influencing the complexity of \mathcal{H} is the quantum gates incorporated into $U(\theta)$. This is evidenced by the fact that the term $q^{2k}P$ contributes to an exponential increase in the complexity $N(\mathcal{H}, \varepsilon, \|\cdot\|)$. In contrast, the operator norm $\|O\|$ and the centre $\|c\|$ affect the complexity in a polynomial manner.

Theorem 2 *For $\varepsilon \in (0, \frac{1}{10})$, the supremum of the covering number of the hypothesis space of QSVDD is bounded as follows:*

$$\begin{aligned} \left(\frac{7P\|O\|}{\varepsilon} \right)^{q^{2k}P} &\leq \sup N(\mathcal{H}, \varepsilon, \|\cdot\|) \\ &\leq \left(\frac{7P(2\|O\| + 2\|c\|)\|O\|}{\varepsilon} \right)^{q^{2k}P}. \end{aligned}$$

Theorem 2 establishes that the supreme expressive capacity of our method is strictly greater than that of normal VQC-based anomaly

detection models without post-processing like VQOCC. The lower bound shows that QSVDD can express at least the same function space as VQOCC, while the upper bound highlights its ability to capture a broader range of patterns due to its more flexible structure. This increased expressivity is crucial for more effective anomaly detection, particularly in complex real-world scenarios. QSVDD’s ability to model richer data distributions may offer an advantage over simpler VQC methods.

Theorem 3 *For a local depolarizing noise channel with depolarization rate p , the expressivity of QSVDD on noisy quantum devices is bounded by:*

$$N(\mathcal{H}, \varepsilon, \|\cdot\|) \leq (1-p)^{N_g} \left(\frac{7P(2\|O\| + 2\|c\|)\|O\|}{\varepsilon} \right)^{q^{2k}P},$$

where N_g is the number of gates affected by noise.

Theorem 3 illustrates how noise, specifically modelled by the factor $(1-p)^{N_g}$, reduces the expressivity of QSVDD. Here, p represents the noise rate in a depolarizing noise channel, and N is the number of quantum gates affected by the noise. As the noise rate p increases (i.e., as p approaches 1), the noise factor $(1-p)^{N_g}$ approaches zero, which implies a significant reduction in the effective hypothesis space. This shrinking of the hypothesis space limits the QSVDD model’s ability to learn and represent complex patterns, particularly in noisy quantum environments. Nevertheless, given that QSVDD encompasses a more expansive expressivity than other VQC anomaly detection algorithms with an equivalent number of parameters, it is more resilient to noise. The theorems above establish a theoretical upper bound on QSVDD’s expressivity under different circumstances, demonstrating its capability to model functions in high-dimensional spaces. Detailed mathematical foundations supporting these findings are provided in the appendices.

Limitation. Since our work mainly considers anomaly detection tasks, the training set typically lacks outliers in general anomaly detection scenarios, while the test set includes outlier data. Consequently, statistical analysis of these sets is limited to analyzing the model’s complexity, which is the focus of this subsection. That is, we are unable to exhibit the superiority of QSVDD further using an expression for the generalization error of the same distribution. However, integrating theoretical and experimental results allows

us to demonstrate that the theoretical analysis aligns well with the emulation and experimental outcomes. This consistency provides deeper insights into QSVDD’s superior expressive capacity, which enables it to effectively capture complex patterns, leading to better performance in practical anomaly detection tasks. The detailed discussion in the appendices elaborates on how the enhanced expressivity of QSVDD could further help harness the power of QML to address anomaly detection challenges.

To compare the expressivity of QSVDD with classical algorithms such as DSVDD, we also provide the theoretical covering number bound for classical models. This bound originally comes from Bartlett et al.’s work [50], and we further derived its form to focus on the impact of parameters on the model’s expressivity. These derivations are presented in the supplementary materials, and the resulting bound is as follows:

Theorem 4 *For a fixed training set with data norm bounded by a constant t , and for $\varepsilon \in (0, \frac{1}{10})$, the covering number of the hypothesis space of DSVDD and other classical deep networks, denoted as \mathcal{H}_c , can be represented as follows:*

$$\ln N(\mathcal{H}_c, \varepsilon, \|\cdot\|_2) \leq \frac{t^2 (\ln(2) + 2 \ln(\max(m_j \times n_j)))}{\varepsilon^2} \times \left(\prod_{j=1}^L m_j n_j \|W_j\|_\infty^2 \right) \left(\sum_{i=1}^L \left(\frac{\sqrt{m_i}}{\sqrt{n_i}} \right)^{2/3} \right)^3,$$

where $N(\mathcal{H}_c, \varepsilon, \|\cdot\|_2)$ represents the covering number of hypothesis space \mathcal{H}_c of a classical neural network, m_j and n_j are the dimensions of the weight matrices in each layer, W_j is the weight matrix of the j -th layer, and $\|W_j\|_\infty$ represents the maximum absolute value of the elements in W_j . The constant t is the norm of the data matrix, and L is the number of layers in the network.

An important consideration is that increasing the expressive power of a QML algorithm generally increases the likelihood of encountering the barren plateaux problem. To examine this potential issue, we conduct a theoretical analysis to assess whether our algorithm is particularly prone to the barren plateaux. We find that, for our QSVDD algorithm, assuming the unitaries in the circuit form a t -design with $t \geq 2$, the algorithm remains susceptible to the barren plateaux phenomenon. However, the rate of gradient decay of the method is not accelerated compared to other

variational quantum methods under similar conditions. This indicates that QSVDD enhances expressivity without significantly exacerbating the BP problem, maintaining optimization stability even for large-scale quantum circuits.

Based on the results above, we derive the following specific conclusion regarding the expressivity of QSVDD compared to classical models.

Conclusion. QSVDD can achieve comparable or even superior performance using significantly fewer learning parameters, offering a potential advantage for scaling quantum machine learning in practical applications. We validate this observation both theoretically and experimentally. In the experimental section, we show that QSVDD, with only 16 parameters, achieves recognition performance equivalent to that of a classical neural network with approximately 400 parameters. In the supplementary theoretical analysis, we provide evidence suggesting that the expressivity of QSVDD, even with 16 parameters on quantum hardware, can reach a similar level to that of a classical neural network with hundreds of parameters. Additionally, we demonstrate that this enhanced expressivity does not accelerate the occurrence of the BP phenomenon, further supporting the practical viability of QSVDD.

6 Implementation and Results

6.1 Noiseless Emulation Results

Considering that the vast majority of QML algorithms, including quantum anomaly detection approaches, are typically evaluated in emulated, noise-free environments, we also provide results in this way to establish a fair comparison. Specifically, we first implement our QSVDD on three widely recognized image datasets: MNIST [51], FashionMNIST [52], and CIFAR-10 [53]. For each dataset, data from a single class is used as the normal training set, while the other classes are treated as anomalies. Performance is assessed based on ten independently replicated emulations using the Area Under the Curve (AUC) metric, which is standard in anomaly detection [54]. It represents the area under the Receiver Operating Characteristic curve. It serves as a standard metric to assess the model’s ability to distinguish between normal and anomalous data points, ranging from 0.5 (random guess) to 1.0 (perfect classification). Given the com-

putational overhead of quantum measurement, we constrain the size of each training set S_M by randomly sampling 300 images from the original class, which contains normal images from class $M \in \{0, \dots, 9\}$, respectively. Emulations are conducted using the PennyLane emulator integrated with a PyTorch-based Adam optimizer [55, 56], enabling efficient parameter optimization through auto-differentiation. We use a batch size of 50, a learning rate of 1×10^{-3} , and 150 epochs for Adam to optimize the model. We vary the number of VQC parameters P from 120 to 280 and that of qubits Q from 10 to 16. If not specified, P and Q are set to 200 and 10 as default in the subsequent discussions. We benchmark QSVDD against established anomaly detection methods such as DCAE [17], OC-GAN [17], LSP-CAE [17], DSVDD [16], and QHSVDD [44] to evaluate its efficacy rigorously. These comparisons aim to uncover QSVDD’s advantages over both classical and hybrid quantum approaches, offering insights into its potential applications.

Table 1: Comparison via emulation results.

Dataset	Network	Train size	Q	P	AUC
MNIST	OC-GAN	all	/	>6500	90.57%
	DCAE	all	/	>6500	89.96%
	DSVDD	all	/	>6500	94.80%
	DSVDD	300	/	6500	86.59%
	QHDSVDD	300	16	6500	88.24%
	DSVDD	300	/	200	79.44%
	QSVDD (Ours)	300	10	200	92.26%
	QSVDD (Ours)	all	10	200	92.31%
Fashion MNIST	OC-GAN	all	/	>6500	86.93%
	DCAE	all	/	>6500	90.73%
	DSVDD	all	/	>6500	88.50%
	DSVDD	300	/	6500	88.20%
	QHDSVDD	300	16	6500	88.19%
	DSVDD	300	/	200	81.59%
	QSVDD (Ours)	300	10	200	91.35%
	QSVDD (Ours)	all	10	200	91.81%
CIFAR-10	OC-GAN	all	/	>6500	65.63%
	LSP-CAE	all	/	>6500	67.63%
	DSVDD	all	/	>6500	64.81%
	DSVDD	300	/	6500	63.95%
	DSVDD	300	/	200	57.25%
	QSVDD (Ours)	300	10	200	64.65%
	QSVDD (Ours)	all	10	200	63.31%

In Tab. 1, we exhibit the overall AUC scores averaged among multiple independent emulations for each method mentioned above on three datasets, where different classes of data are selected as the normal input each time. We denote the number of trainable parameters in our QSVDD and other classical deep anomaly detection neural networks as P , while Q stands for the number of qubits if applicable.

QSVDD consistently outperforms classical solutions across most evaluations, even when the latter employs significantly more parameters. For instance, on the MNIST dataset, QSVDD achieves an AUC of 92.26% with only 200 parameters and 300 training data, surpassing DSVDD by 5.67%. This relative improvement widens to 12.82% when both methods use an equal number of parameters. Similar trends are observed on FashionMNIST, where QSVDD achieves an AUC of 91.35% with 200 parameters and 300 data, outperforming DSVDD by 6.76%. Furthermore, QSVDD demonstrates superior performance to DSVDD on the FashionMNIST dataset when utilizing the complete training set. The MNIST and Cifar-10 datasets exhibit slightly inferior results compared to DSVDD, which has 6500 parameters. Nevertheless, it still exhibits considerably enhanced performance compared to DSVDD with 200 parameters. Compared to other deep neural networks like DCAE, which utilizes over 6500 parameters to achieve an AUC of 89.96% on MNIST, QSVDD demonstrates superior performance with significantly fewer computational resources. Even under more substantial training conditions, QSVDD maintains higher accuracy levels, showcasing its efficiency in anomaly detection tasks. QSVDD also exhibits competitive performance with much lower consumption on the CIFAR-10 dataset, demonstrating its ability to handle complex data structures. The robust and scalable performance of QSVDD in our emulations indicates a potential for quantum advantage in anomaly detection tasks. However, further investigation and experimental verification are required to demonstrate this advantage conclusively. These emulation results demonstrate QSVDD’s viability for practical applications and indicate that it is a perfect candidate for future experiments on NISQ devices, which will be discussed in the next section. To further investigate the effect of different configurations, we performed an ablation study as shown in Fig. 5, which will be detailed in the following discussion.

Depth of VQC. We vary the depth D of the VQC within specified ranges, and Fig. 5a illustrates how the performance of QSVDD changes with different values of D . When D ranges from 12 to 24, QSVDD consistently achieves satisfactory AUC scores (above 80%) on both datasets. Optimal results on both MNIST and FashionM-

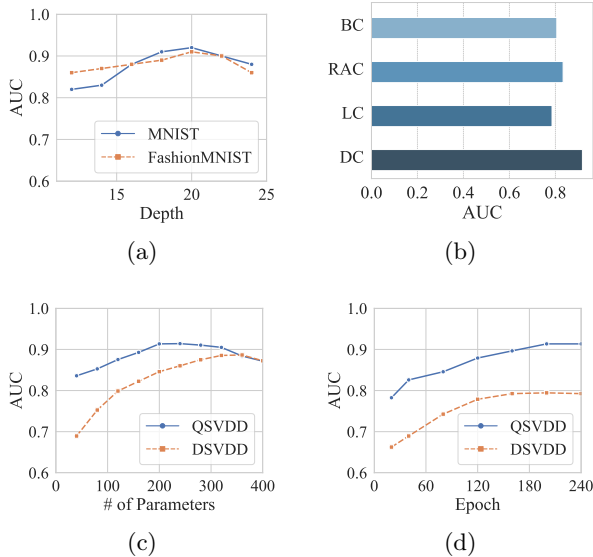


Figure 5: Ablation study on the effects of VQC’s depth, structure, number of parameters, and training epochs. Although the effect of the QSVDD and its conventional counterpart DSVDD varies with settings variation, QSVDD always outperforms DSVDD under the same conditions.

NIST are observed at $D = 20$. However, increasing D beyond 20 leads to a decline in AUC, likely due to overfitting caused by excessive trainable parameters. Therefore, we default to setting D to 20 for subsequent analyses.

Different VQC Structures. We conduct emulations using various VQC architectures: Real Amplitudes Circuit (RAC) [57], Bellman Circuit (BC) [57], Ladder-Like Circuit (LC) [58], and Dressed Quantum Circuit (DC) [59]. The results are depicted in Fig. 5b, demonstrating that varying VQC structures yield different performance outcomes. DC notably outperforms other structures, which is attributed to its alternating arrangement of entanglement gates across adjacent qubits, thereby enhancing the stability of circuit-wide entanglement and resulting in superior performance. Therefore, we use DC as the VQC structure in the emulations if not specifically stated.

Parameters and Epochs. The number of parameters and epochs can influence the performance of our QSVDD solution and other anomaly detection methods. Fig. 5c demonstrates that QSVDD achieves robust performance on the FashionMNIST dataset when the number of parameters varies from 100 to 400, showing higher stability compared to its classical counterpart, DSVDD. Additionally, Fig. 5d illustrates that

varying the number of training epochs from 40 to 240 consistently maintains QSVDD’s high-performance level. However, beyond 200 epochs, both QSVDD and classical DSVDD experience a decline in AUC, which may be attributed to overfitting. Notably, QSVDD exhibits superior and more stable performance under most settings than its classical counterpart.

QSVDD and other QML anomaly detection methods. As illustrated in Fig. 6, the comparison between QSVDD and another QML anomaly detection method, Variational Quantum One-Class Classifier [19], shows the performance difference within the quantum-based algorithm family on specific anomaly detection tasks. QSVDD consistently achieves results comparable to the variational quantum one-class classifier across most categories and significantly outperforms it in challenging scenarios where the variational quantum one-class classifier fails (e.g., Classes 5 and 6), demonstrating its superior robustness and reliability. Another promising quantum anomaly detection algorithm has recently been published, which uses kernel-based methods [20]. However, as it has only been tested on specific high-energy datasets, a direct comparison with our work is not currently feasible. These results underscore the effectiveness of QSVDD and its suitability for a wider range of anomaly detection tasks.

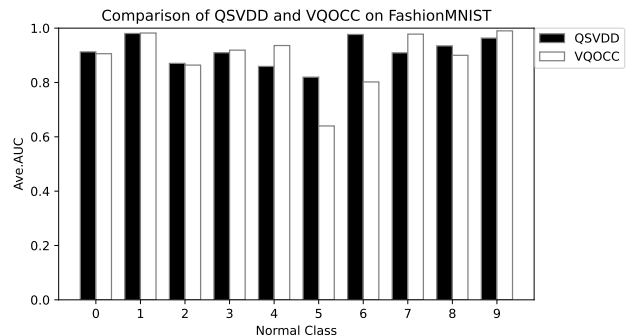


Figure 6: Comparison of QSVDD and Variational Quantum One Class Classifier (VQOCC).

6.2 Results on a Superconducting Quantum Processor

For the first time, we implement a quantum anomaly detection method for general image datasets on quantum hardware. To thoroughly evaluate the performance of QSVDD, we conducted experiments on a 12-qubit superconducting processor oneD12 provided by the Institute of

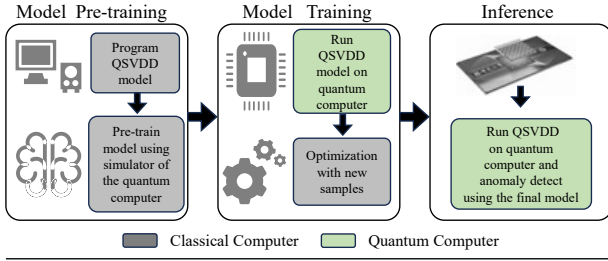


Figure 7: Practical pipeline to address anomaly detection tasks on a quantum computer in the NISQ era.

Quantum Information and Quantum Technology Innovation, Chinese Academy of Sciences (CAS) [60]. To ensure fairness, we kept all experimental emulation settings, including datasets and training conditions, consistent across the hardware platform and emulators. Specifically, we used only four qubits for the hardware implementation, facilitating the realization of amplitude encoding. The fidelity of the device used in our experiments can be found on the official websites of the Institute of Quantum Information and Quantum Technology Innovation, CAS. For instance, the single-qubit gate fidelity for state 0 of the oneD12 chip we used averages at 0.9965 (ranging from 0.9946 to 0.9997), while the CZ gate fidelity averages at 0.9634 (with a range from 0.9354 to 0.9885). In order to provide a comprehensive demonstration of the performance and robustness of our algorithm in the presence of noise, and given the limited scale of the superconducting chip employed, we elected not to apply any noise reduction techniques or error mitigation methods to the implementation of our method on the quantum device.

During training on the quantum processor, post-processing was applied to the measurement data to map learned states onto the hypersphere, following Eq. (2). Once training was completed, the model was evaluated on the test set using Eq. (3) to determine if the data points were anomalies. The overall experimental pipeline for implementing QSVDD on quantum hardware in the NISQ era is illustrated in Fig. 7.

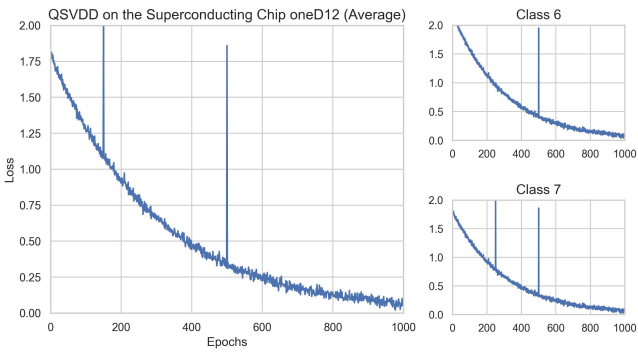
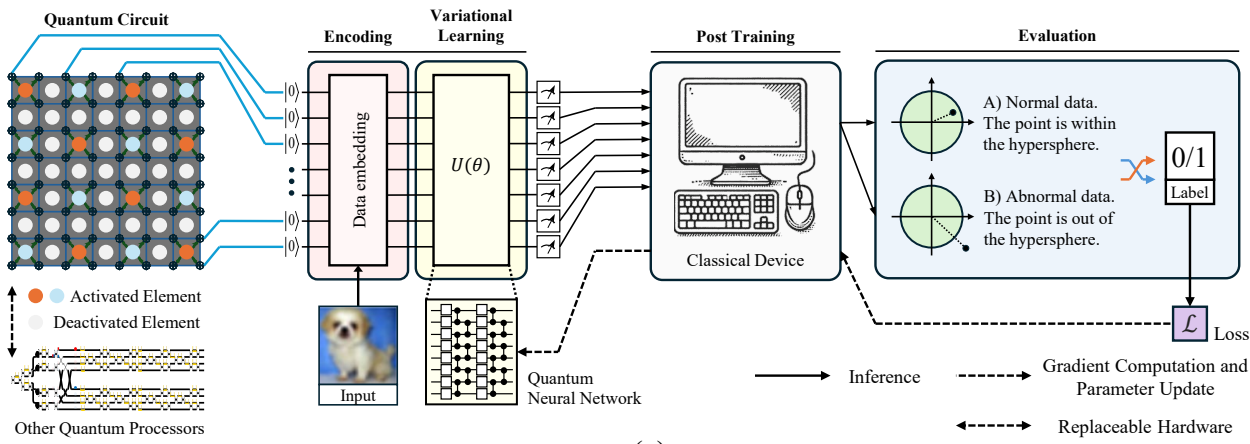
The implementation of QSVDD on the quantum hardware platform is shown in Fig. 8 (a). To perform the VQC, each qubit is first initialized in the ground state, and encoding is applied in the pink region of the quantum processor to encode the input data. In the yellow region, the circuit is parameterized with single-qubit rota-

tions and entangling gates between neighbouring qubits to create a trainable variational quantum circuit. After executing the VQC, we apply the pre-processing step of QSVDD by calculating the anomaly detection score based on the output quantum states. The results are then compared to a pre-determined threshold to classify the states, completing the implementation of QSVDD on the quantum processor.

We compare the performance of QSVDD across different quantum platforms, including emulators and the real superconducting quantum processor, namely the VQC emulator, the superconducting emulator, and the actual superconducting quantum processor oneD12. The superconducting emulator is implemented to replicate its respective chip structure accurately. In contrast, the VQC emulator is designed to resemble the general configuration of the hardware setups closely. For the VQC emulation, we employed two different structures: one using a global 4-qubit unitary with amplitude embedding (denoted as VQC) and one using rotation embedding (denoted as VQC (RE)). VQC and VQC (RE) are designed to mirror the configurations of the superconducting processor oneD12 closely but using different encoding methods. This approach allows us to evaluate the algorithm’s adaptability to different quantum hardware structures and ansätze.

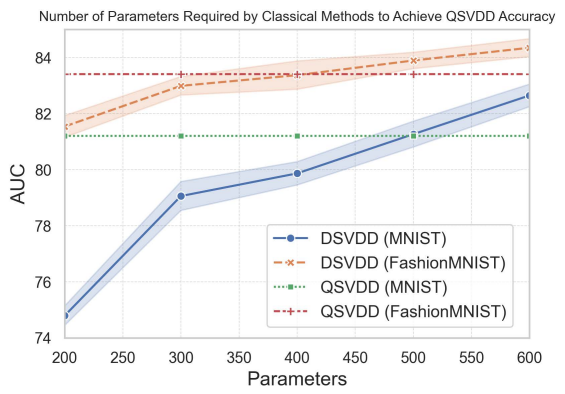
All experiments were conducted under consistent conditions to ensure fairness, each using 100 randomly selected normal samples for training and another 100 for testing. All emulators were allocated computational resources equivalent to 4 qubits. The MNIST and FashionMNIST datasets, originally consisting of 196 dimensions (after normalization and first initialization), were downsampled to 16 using a pooling technique. This reduction was done to facilitate efficient data encoding on the quantum hardware, which is constrained by the number of available qubits and their connectivity. The training was performed over 200 – 1000 epochs with a learning rate of 1×10^{-2} . For the optimization of QSVDD on the quantum processor, we utilized Adam and simultaneous perturbation stochastic approximation [61]. We continue to use AUC (Area Under the Curve) as the evaluation metric in this part.

The experimental and emulation results of QSVDD are summarized in Table 2. We observed that the performance of QSVDD on the



(b)

(a)



(c)

Figure 8: (a) Conceptual diagram of deploying QSVDD on a quantum processor. (b) The optimization process of QSVDD on the superconducting processor oneD12 shows some fluctuations due to hardware instability. Despite these, the final loss is minimized effectively. (c) The parameter efficiency comparison between QSVDD on the superconducting quantum processor and DSVDD on a conventional computer. Dashed lines represent QSVDD hardware results using 16 parameters on MNIST or FashionMNIST, while solid lines show DSVDD performance as parameters increase. DSVDD requires significantly more parameters to match QSVDD performance.

Table 2: Results on the superconducting processor and the corresponding emulators.

Dataset	Device	Q	P	AUC
MNIST	VQC	4	16	84.8%
	oneD12 emulator	4	16	83.2%
	oneD12 processor	4	16	81.2%
	VQC (RE)	4	16	75.6%
	oneD12 processor (RE)	4	16	73.4%
	DSVDD	/	500+	81.2%
FashionMNIST	DSVDD	/	600+	83.6%
	VQC	4	16	87.5%
	oneD12 emulator	4	16	85.2%
	oneD12 processor	4	16	83.4%
	VQC (RE)	4	16	82.1%
	oneD12 processor (RE)	4	16	77.4%
	DSVDD	/	300+	83.4%
	DSVDD	/	800+	85.3%

superconducting processor is generally comparable to that obtained using emulators, including the superconducting emulator and VQC emulator. On the MNIST dataset, QSVDD achieved an accuracy of 81.2% on the superconducting processor, closely matching the 84.8% accuracy obtained with the VQC emulator and surpassing the 75.6% achieved with VQC (RE). On the Fashion-MNIST dataset, the accuracy reached 83.4% on the superconducting processor, aligning well with the 87.5% from VQC and 82.1% from VQC (RE). Moreover, rotation encoding has been observed to markedly diminish the accuracy of recognition, both on the emulator and on the hardware. This outcome is likely attributable to the markedly insufficient exploitation of Hilbert space by this encoding method. Overall, despite a slight decline in accuracy when implemented on actual quantum hardware compared to emulators, the results from the superconducting processor demonstrated favourable performance, highlighting QSVDD’s robustness on the real quantum platform. The observed discrepancies between hardware and emulation results can likely be attributed to the noisy conditions typical of NISQ devices and the limited number of qubits, which constrains the quantum model’s expressivity. Importantly, QSVDD performed consistently well without any error mitigation techniques, demonstrating its resilience in realistic quantum computing environments.

It is important to note that our experiments indicate that QSVDD can achieve competitive performance with a much smaller number of parameters compared to its classical counterpart, DSVDD. To provide a fair comparison be-

tween QSVDD and its conventional counterpart, DSVDD, experiments and emulations were conducted under identical conditions, differing only in the number of model parameters. As illustrated in Fig. 8 (c), we progressively augmented the number of parameters in DSVDD, commencing from a modest value until its performance reached a level commensurate with QSVDD. DSVDD necessitates a parameter count that is more than a few tens of times greater than required to achieve the results of our 16-parameter experiment in hardware. The specific parameter numbers are presented in the accompanying table. As shown in Table 2, the findings demonstrated that DSVDD necessitated a minimum of 300 parameters to attain comparable recognition accuracy, whereas QSVDD only required four qubits and 16 learnable parameters.

This notable reduction in the number of required parameters exemplifies the parameter efficiency of QSVDD, even within the constraints of current quantum hardware, such as limited gate depth and qubit count. A reduction in the number of parameters also results in a reduction in the complexity and difficulty of the training process, which is a crucial factor for machine learning algorithms. Moreover, the capacity to attain robust performance with a reduced number of parameters suggests that our approach can readily scale as quantum hardware advances, ultimately facilitating the utilisation of more sophisticated and profound quantum models. These insights highlight the potential of QSVDD in real-world quantum machine learning tasks and provide guidance for the design of future experiments aimed at further exploring the capabilities of quantum computing.

Furthermore, during the experiments on the superconducting processor oneD12, as shown in Fig. 8 (b), we observed some fluctuations in the loss function during optimization, which may be due to hardware instability inherent in the superconducting quantum device. Nevertheless, these fluctuations did not affect the final optimization result, largely due to the algorithm’s incorporation of post-processing techniques such as regularization, which conferred robustness against such perturbations.

All the findings above underscore the practical potential of QSVDD and suggest that QML methods have the potential to be effectively im-

plemented on quantum hardware. The decision to forgo error mitigation is deliberate, as we aimed to highlight the inherent noise tolerance of QML algorithms. This demonstrates the progress made in quantum machine learning and indicates that QML methods, when carefully designed, may be well-suited for the NISQ era, where noise and limited quantum circuit depth remain significant challenges.

7 Conclusion

In this work, we present several contributions that have advanced the field of quantum machine learning for anomaly detection. First, we develop QSVDD, a novel quantum machine learning algorithm designed to be compatible with the NISQ device while effectively handling general image datasets. To establish a theoretical foundation, we provide a comprehensive examination of its expressivity, which offers a basis for its implementation on quantum hardware. We further validate the effectiveness and robustness of QSVDD by evaluating it on practical datasets, including different benchmarks, where it shows superior performance compared to various classical methods. Furthermore, we successfully implemented QSVDD on the superconducting quantum device, demonstrating the feasibility of quantum-based anomaly detection and highlighting the potential benefits of reduced parameter requirements in quantum computing for this domain. By bridging quantum machine learning and anomaly detection, we demonstrate the use of quantum machine learning on widely relevant datasets, showcasing its diverse applications and reinforcing its role as a viable tool for addressing more real-world challenges. In summary, our method advances quantum anomaly detection by integrating parameter efficiency, scalability, and adaptability to general image datasets. Distinct from prior quantum anomaly methods, our approach

demonstrates versatility and practicality across general image datasets, supported by theoretical analysis and validated through hardware experiments, emphasizing its parameter efficiency.

In the next phase of our work, we will focus on developing robust statistical techniques for anomaly detection and deriving generalization bounds to enhance algorithm robustness and applicability. We plan to incorporate error mitigation techniques and scale our experiments to larger and different quantum chips. We hope these improvements yield even more promising results, further showcasing the capabilities of QSVDD. QML offers potential advantages in terms of accuracy, parameter efficiency, and scalability concerning training set size, all of which are particularly relevant advantages when applied to real-world classical datasets.

8 Acknowledge

The authors acknowledge funding support from the UK Engineering and Physical Sciences Research Council (EPSRC) under the project “Software Environment for Actionable & VVUQ-evaluated Exascale Applications (SEAVEA)” (Grant No. EP/W007711/1). M.W. is grateful for the research studentship funded by the China Scholarship Council-UCL Joint Research Scholarship. The authors acknowledge Tim Weaving for his insightful comments and suggestions regarding the submission process. The authors also thank the members of the Qchemistry (Quantum Chemistry) Group in the Centre for Computational Science of University College London for their helpful input during our research. The authors acknowledge hardware support from the Institute of Quantum Information and Quantum Technology Innovation, Chinese Academy of Sciences in Shanghai, China. The authors also acknowledge using PennyLane AI and Qiskit software for this work.

A Amplitude encoding

Amplitude encoding is a technique in which classical data is encoded in the amplitudes of a quantum state. In the context of encoding a $2^{n/2} \times 2^{n/2}$ pixel image into a quantum state, the input data can be represented as $x = (x_1, x_2, \dots, x_N)^\top$, where $N = 2^n$. It can then be encoded into a n -qubit quantum state $|x\rangle$ as follows:

$$|x\rangle = \frac{1}{\|x\|} \sum_{i=1}^N x_i |i\rangle,$$

where $|i\rangle$ represents the computational basis states of the n -qubit system, and $\|x\|$ is the normalization factor in ensuring that the quantum state is appropriately normalized.

B Expressivity of Quantum Support Vector Data Description

The intuition of the proof is as follows. The proof of Theorem 1 employs the definition of the operator norm.

Definition 2 (Operator norm) *Assume that A is an $n \times n$ matrix. The operator norm of A is defined as*

$$\|A\| = \sup_{\|x\|_2=1, x \in \mathbb{C}^n} \|Ax\|.$$

Alternatively, $\|A\| = \sqrt{\lambda_1(AA^\dagger)}$, where $\lambda_i(AA^\dagger)$ is the i -th largest eigenvalue of the matrix AA^\dagger .

Besides the above definition, the proof of Theorem 1 leverages the following two lemmas. In particular, the first lemma allows us to employ the covering number of one metric space (\mathcal{H}_1, d_1) to bound the covering number of another metric space (\mathcal{H}_2, d_2) .

Lemma 1 (Lemma 5, [62]) *Let (\mathcal{H}_1, d_1) and (\mathcal{H}_2, d_2) be metric spaces, and $f : \mathcal{H}_1 \rightarrow \mathcal{H}_2$ be K -Lipschitz continuous such that*

$$d_2(f(\mathbf{x}), f(\mathbf{y})) \leq K d_1(\mathbf{x}, \mathbf{y}), \quad \forall \mathbf{x}, \mathbf{y} \in \mathcal{H}_1.$$

Then, their covering numbers satisfy

$$N(\mathcal{H}_2, \varepsilon, d_2) \leq N(\mathcal{H}_1, \varepsilon/K, d_1).$$

The second lemma presents the covering number of the operator group

$$\mathcal{H}_{\text{circ}} := \{U(\theta)^\dagger O U(\theta) \mid \theta \in \Theta\},$$

where $U(\theta) = \prod_{i=1}^k u_i(\theta_i)$ and only P parameters in $U(\theta)$ are trainable. The detail can be found in [46].

Lemma 2 (Lemma 2, [46]) *Following notations in Theorem 1, suppose that the q -qubit ansätze used contains a total of q trainable parameters, with each gate acting on at most k qubits. The ε -covering number for the operator group $\mathcal{H}_{\text{circ}}$ with respect to the operator-norm distance satisfies:*

$$N(\mathcal{H}_{\text{circ}}, \varepsilon, \|\cdot\|) \leq \left(\frac{7P\|O\|}{\varepsilon} \right)^{q^{2k}P}.$$

where P is the number of trainable parameters in the quantum circuit, $\|O\|$ is the operator norm of the observable O , and q is the number of qubits.

The covering number, $N(\mathcal{H}, \varepsilon, \|\cdot\|)$, provides a measure of the complexity of the hypothesis space \mathcal{H} . In the context of QML, this is particularly useful as it helps quantify the expressivity of quantum models by determining how well the hypothesis space can approximate different data distributions. The

above formulas are derived following [46] and apply to all postprocessing-free VQAs, which means they can be used for theoretical calculations of expressivities for postprocessing-free variational quantum one-class algorithms such as VQOCC.

Next, we proceed with the derivation to prove Theorem 1. Recall the definition of the hypothesis space \mathcal{H} in Eq. (2) and Lemma 1. When \mathcal{H}_1 refers to the hypothesis space \mathcal{H} and \mathcal{H}_2 refers to the unitary group $U(d^N)$, the upper bound of the covering number of \mathcal{H} , i.e., $N(\mathcal{H}, \varepsilon, d_2)$, can be derived by first quantifying the Lipschitz constant K and then relating this to the covering number of the operator group $\mathcal{H}_{\text{circ}}$ from Lemma 2. Under these observations, we now analyze the upper bound of the covering number $N(\mathcal{H}, \varepsilon, \|\cdot\|)$. Consider an arbitrary element U from the function space $\mathcal{H}_{\text{circ}}$. Since the function space $\mathcal{H}_{\text{circ}}$ is bounded and can be covered by a finite number of elements concerning the operator norm $\|\cdot\|$, for any $\varepsilon > 0$, there exists an element U_ε in the covering set such that the distance between U and U_ε satisfies

$$\|U^\dagger OU - U_\varepsilon^\dagger OU_\varepsilon\| \leq \varepsilon.$$

This follows from the definition of the covering number, which ensures that for every element U in $\mathcal{H}_{\text{circ}}$, there exists an adjacent element U_ε in the covering set whose distance from U is bounded by ε . Therefore, we can derive the relation between $d_2(S_{\text{QSVDD}}(U), S_{\text{QSVDD}}(U_\varepsilon))$ and $d_1(U(\theta)^\dagger OU(\theta), (U_\varepsilon(\theta))^\dagger O(U_\varepsilon(\theta)))$ as follows:

$$\begin{aligned} d_2(S_{\text{QSVDD}}(U), S_{\text{QSVDD}}(U_\varepsilon)) &= |(\text{Tr}(U(\theta)^\dagger OU(\theta)\rho) - \mathbf{c})^2 - R^2 \\ &\quad - ((\text{Tr}((U_\varepsilon(\theta))^\dagger O(U_\varepsilon(\theta))\rho) - \mathbf{c})^2 - R^2)|, \end{aligned}$$

where $\text{Tr}(U(\theta)^\dagger OU(\theta)\rho)$ represents the expectation value of the observable O concerning the quantum state ρ transformed by the unitary $U(\theta)$. This expectation value is a critical component in determining the anomaly score S_{QSVDD} , as it encodes the feature transformation performed by the VQC. S_{QSVDD} represents the anomaly score in the article. This is the final function output by QSVDD for determining whether the data is anomalous, which is the function we have learned. We abbreviate $\text{Tr}(U(\theta)^\dagger OU(\theta)\rho)$ as Tr and $\text{Tr}((U_\varepsilon(\theta))^\dagger O(U_\varepsilon(\theta))\rho)$ as $\text{Tr}\varepsilon$. Under this notation, the original equations can be written as follows:

$$\begin{aligned} d_2(S_{\text{QSVDD}}(U), S_{\text{QSVDD}}(U_\varepsilon)) &= |(\text{Tr} - \mathbf{c})^2 - (\text{Tr}\varepsilon - \mathbf{c})^2| \\ &= |(\text{Tr} + \text{Tr}\varepsilon - 2\mathbf{c})(\text{Tr} - \text{Tr}\varepsilon)| \\ &\leq \|U(\theta)^\dagger OU(\theta) + (U_\varepsilon(\theta))^\dagger O(U_\varepsilon(\theta)) - 2\mathbf{c}\| \\ &\quad \cdot \|(U(\theta)^\dagger OU(\theta)) - (U_\varepsilon(\theta))^\dagger O(U_\varepsilon(\theta))\| \cdot \text{Tr}^2(\rho) \\ &\leq |(2\|O\| - 2\|\mathbf{c}\|)| \cdot d_1(U(\theta)^\dagger OU(\theta), \\ &\quad (U_\varepsilon(\theta))^\dagger O(U_\varepsilon(\theta))), \end{aligned}$$

where the first inequality uses the triangle inequality once and the Cauchy-Schwartz inequality twice, and the second inequality employs the triangle inequality, $\text{Tr}^2(\rho) = 1$, $\|U\| = 1$ and also:

$$\|U^\dagger OU - U_\varepsilon^\dagger OU_\varepsilon\| = d_1(U^\dagger OU, U_\varepsilon^\dagger OU_\varepsilon).$$

By applying the triangle inequality and the Cauchy-Schwarz inequality, we bound the difference between the anomaly scores $S_{\text{QSVDD}}(U)$ and $S_{\text{QSVDD}}(U_\varepsilon)$. The triangle inequality allows us to separate the difference into terms involving the operator norms of $U(\theta)^\dagger OU(\theta)$ and $(U_\varepsilon(\theta))^\dagger OU_\varepsilon(\theta)$, which are further bounded using the properties of operator norms. From here, we obtain the relationship between (\mathcal{H}, d_2) and $(\mathcal{H}_{\text{circ}}, d_1)$.

Next, we use Lemmas 1 and 2 and consider that

$$d_2(S_{\text{QSVDD}}(\mathbf{x}), S_{\text{QSVDD}}(\mathbf{y})) \leq K d_1(\mathbf{x}, \mathbf{y}),$$

where $K = |(2\|O\| - 2\|c\|)|$. In our case, K is determined by the operator norm of O and the c . Specifically, we can derive that $K = |2\|O\| - 2\|c\|| \leq 2\|O\| + 2\|c\|$ by removing the absolute value. Now we have $K \leq 2\|O\| + 2\|c\|$, and can further obtain:

$$N(\mathcal{H}, \varepsilon, \|\cdot\|) \leq N(H_{\text{circ}}, \varepsilon/K, \|\cdot\|).$$

Substituting the value of $N(\mathcal{H}_{\text{circ}}, \varepsilon, \|\cdot\|)$ from Lemma 2, we get

$$N(\mathcal{H}, \varepsilon, \|\cdot\|) \leq \left(\frac{7P(2\|O\| + 2\|c\|)\|O\|}{\varepsilon} \right)^{q^{2k}P}.$$

Therefore, we have obtained Theorem 1.

For further consideration, VQC is a fully flexible component of our model. QSVDD can express the entire space that VQC is capable of. According to Lemma 2, assuming that the maximum theoretical covering number for VQC is:

$$\sup N(\mathcal{H}_{\text{circ}}, \varepsilon, \|\cdot\|) = \left(\frac{7P'\|O\|}{\varepsilon} \right)^{q^{2k}P'},$$

where P' represents the number of trainable parameters in the VQC model and q is the number of qubits.

Since QSVDD contains VQC as a subset, the supremum of the covering number of QSVDD must be greater than or equal to that of VQC. Therefore, we can have $P' = P$ and establish the following inequality for the covering number of QSVDD:

$$\sup N(\mathcal{H}, \varepsilon, \|\cdot\|) \geq \sup N(\mathcal{H}_{\text{circ}}, \varepsilon, \|\cdot\|) = \left(\frac{7P\|O\|}{\varepsilon} \right)^{q^{2k}P}.$$

At the same time, the upper bound of the expressivity of QSVDD can be constrained by the following expression derived from the theoretical analysis of its function space:

$$\sup N(\mathcal{H}, \varepsilon, \|\cdot\|) \leq \left(\frac{7P(2\|O\| + 2\|c\|)\|O\|}{\varepsilon} \right)^{q^{2k}P}.$$

Therefore, the expressivity of QSVDD is bounded as follows:

$$\left(\frac{7P\|O\|}{\varepsilon} \right)^{q^{2k}P} \leq \sup N(\mathcal{H}, \varepsilon, \|\cdot\|) \leq \left(\frac{7P(2\|O\| + 2\|c\|)\|O\|}{\varepsilon} \right)^{q^{2k}P}.$$

This is Theorem 2. In particular, considering that $\|O\| = 1$ in our emulations and experiments, the upper bound of QSVDD's expressivity is larger than that of its counterparts. Compared to post-processing-free variational quantum algorithms such as VQOCC, the expressivity of QSVDD benefits from the additional structure provided by the hypersphere constraint in the anomaly detection setting. Rather than reducing the hypothesis space, this constraint expands the expressive capacity of QSVDD, allowing it to capture a broader range of patterns. As a result, the expressivity of QSVDD is greater than other VQA-based anomaly detection methods, providing a more flexible framework for detecting complex anomalies. Intuitively, the expressivity of a quantum model, much like in classical machine learning, dictates its ability to model complex data distributions. While excessive expressivity can lead to overfitting in some cases, QSVDD's design balances this by utilizing a QNN architecture that enhances flexibility without succumbing to overfitting.

C Expressivity of Quantum Support Vector Data Description on Noisy Devices

In this section, we extend the expressivity analysis of QSVDD to quantum devices operating under noisy conditions. Similar to the proof of expressivity in the ideal case, we derive the covering number of QSVDD when the quantum operations are subject to noise.

We begin by recalling the covering number for QSVDD in the ideal (noise-free) case:

$$N(\mathcal{H}, \varepsilon, \|\cdot\|) \leq \left(\frac{7P(2\|O\| + 2\|\mathbf{c}\|)\|O\|}{\varepsilon} \right)^{q^{2k}P},$$

where \mathcal{H} denotes the hypothesis space spanned by the QSVDD model, P is the number of trainable parameters, and q is the number of qubits.

Next, we consider the noisy case. Under noisy conditions, the relation between the distance in the output states and the distance in the unitary operators becomes more complex, i.e., the depolarization channel $\mathcal{E}_p(\cdot)$ is applied to each quantum gate in $U(\cdot)$. Following the explicit form of the depolarization channel, the distance d_2 between the noisy output states and the distance d_1 between the unitary operators satisfy the following relation:

$$\begin{aligned} d_2 \left(\text{Tr} \left(O \mathcal{E}_p(U \rho U^\dagger) \right), \text{Tr} \left(O \mathcal{E}_p(U_\varepsilon \rho U_\varepsilon^\dagger) \right) \right) &= \text{Tr} \left(O \mathcal{E}_p(U \rho U^\dagger) - O \mathcal{E}_p(U_\varepsilon \rho U_\varepsilon^\dagger) \right) \\ &= (1-p)^{N_g} \text{Tr} \left(O \left(U \rho U^\dagger - U_\varepsilon \rho U_\varepsilon^\dagger \right) \right) \\ &\leq (1-p)^{N_g} \|U^\dagger O U - U_\varepsilon^\dagger O U_\varepsilon\| \text{Tr}(\rho) \\ &= (1-p)^{N_g} \|U^\dagger O U - U_\varepsilon^\dagger O U_\varepsilon\| \\ &= (1-p)^{N_g} d_1(U, U_\varepsilon), \end{aligned}$$

where N_g is the number of gates that are influenced by noise.

The second equality uses the depolarizing noise property. The inequality follows from applying the contractive property of the trace norm, and $\text{Tr}(\rho) = 1$ is used to simplify the expression.

This result indicates that the term K is:

$$K = (1-p)^{N_g}.$$

Using Lemma 2, the covering number of the VQA under depolarizing noise is then upper bounded by:

$$N(\mathcal{H}_{\text{circ}}, \varepsilon, \|\cdot\|) \leq (1-p)^{N_g} \left(\frac{7P\|O\|}{\varepsilon} \right)^{q^{2k}P}.$$

The bound reflects how the presence of depolarizing noise reduces the expressivity of the quantum variational circuit.

Following the same reasoning as in Theorem 1, we obtain that the expressivity of QSVDD in the presence of noise is bounded by:

$$N(\mathcal{H}, \varepsilon, \|\cdot\|) \leq (1-p)^{N_g} \left(\frac{7P(2\|O\| + 2\|\mathbf{c}\|)\|O\|}{\varepsilon} \right)^{q^{2k}P},$$

where p represents the noise rate. This equation quantifies the effect of noise on the expressive power of QSVDD and offers insight into its limitations in practical, noisy quantum devices.

In this way, we derive Theorem 3. This bound demonstrates that the expressivity of QSVDD is reduced in noisy environments due to the noise factor $(1-p)^{N_g}$. As the noise level increases (i.e., as p approaches 1), the effective hypothesis space is reduced, limiting the model's ability to capture complex patterns.

D Expressivity of the Classical Machine Learning Counterparts

To compare the expressivity of QSVDD with classical counterparts, we provide the detailed derivation of the covering number bound for classical neural networks based on Bartlett et al.'s [50] Theorem 3.3. The covering number bound for a classical neural network is given by:

$$\ln N(\mathcal{H}_c, \varepsilon, \|\cdot\|_2) \leq \frac{t^2 \ln(2W^2)}{\varepsilon^2} \left(\prod_{j=1}^L s_j^2 \rho_j^2 \right) \left(\sum_{i=1}^L \left(\frac{b_i}{s_i} \right)^{2/3} \right)^3,$$

where t is the norm of the data matrix. Since the training set is fixed in our comparison emulations and experiments, we treat the norm of the data matrix as a constant t to simplify our analysis. s_i represents the spectral norm bound of the weight matrix at layer i . b_i represents the (2,1) matrix norm bound of the weight matrix at layer i . ρ_i represents the Lipschitz constant of the activation function at layer i . W is the maximum dimension of the matrices in the network layers. We can express s_i and b_i regarding network structure to further analyze their impact.

Spectral norm bound s_i can be estimated as:

$$s_i \leq \sqrt{m_i n_i} \|W_i\|_\infty,$$

where m_i and n_i are the output and input dimensions of the weight matrix W_i at layer i , respectively, and $\|W_i\|_\infty$ represents the maximum absolute value of the elements in the weight matrix W_i .

For the (2,1) norm bound b_i of the weight matrix at layer i :

$$b_i \leq n_i \sqrt{m_i} \|W_i\|_\infty.$$

Substituting the upper bounds of s_i and b_i into the original covering number bound, we have:

$$\begin{aligned} \ln N(\mathcal{H}_c, \varepsilon, \|\cdot\|_2) &\leq \frac{t^2 \ln(2W^2)}{\varepsilon^2} \left(\prod_{j=1}^L (\sqrt{m_j n_j} \|W_j\|_\infty)^2 \rho_j^2 \right) \\ &\quad \times \left(\sum_{i=1}^L \left(\frac{n_i \sqrt{m_i} \|W_i\|_\infty}{\sqrt{m_i n_i} \|W_i\|_\infty} \right)^{2/3} \right)^3. \end{aligned}$$

Further simplifying:

$$\begin{aligned} \ln N(\mathcal{H}_c, \varepsilon, \|\cdot\|_2) &\leq \frac{t^2 \ln(2W^2)}{\varepsilon^2} \left(\prod_{j=1}^L m_j n_j \|W_j\|_\infty^2 \rho_j^2 \right) \\ &\quad \times \left(\sum_{i=1}^L \left(\frac{\sqrt{m_i}}{\sqrt{n_i}} \right)^{2/3} \right)^3. \end{aligned}$$

Finally, we can represent W as the maximum of $m_j \times n_j$:

$$W = \max(m_j \times n_j).$$

We also note that the Lipschitz constant of the activation functions used in our networks is always less than or equal to 1. For example, the ReLU activation function has a Lipschitz constant of 1, commonly used in deep networks. Thus, the covering number bound becomes:

$$\begin{aligned} \ln N(\mathcal{H}_c, \varepsilon, \|\cdot\|_2) &\leq \frac{t^2 (\ln(2) + 2 \ln(\max(m_j \times n_j)))}{\varepsilon^2} \\ &\quad \times \left(\prod_{j=1}^L m_j n_j \|W_j\|_\infty^2 \right) \left(\sum_{i=1}^L \left(\frac{\sqrt{m_i}}{\sqrt{n_i}} \right)^{2/3} \right)^3. \end{aligned}$$

Thus, we obtained Theorem 4.

E Analysis and Comparison of QSVDD and Classical Methods

In this section, we provide a detailed comparison of the expressivity bounds of QSVDD and classical deep machine learning anomaly detection models, focusing on their respective covering number bounds. Recall that the expressivity of QSVDD can be characterized by the following covering number bound:

$$N(\mathcal{H}_q, \varepsilon, |\cdot|) \leq \left(\frac{7P(2\|O\| + 2\|c\|)\|O\|}{\varepsilon} \right)^{q^{2k}P}.$$

Taking the natural logarithm of both sides, we obtain:

$$\ln N(\mathcal{H}_q, \varepsilon, |\cdot|) \leq q^{2k}P \cdot \ln \left(\frac{7P(2\|O\| + 2\|c\|)\|O\|}{\varepsilon} \right).$$

This logarithmic form facilitates a direct comparison with the expressivity bound of classical models. For a classical neural network consisting of two layers, where the first layer has an input dimension of 40 and an output dimension of 10, and the second layer has an input dimension of 10 and an output dimension of 2, the covering number bound can be expressed as:

$$\ln N(\mathcal{H}_c, \varepsilon, \|\cdot\|_2) \leq \frac{t^2 (\ln(2) + 2 \ln(400))}{\varepsilon^2} \times 8000 \times \|W_1\|_\infty^2 \|W_2\|_\infty^2 \times \left(2^{-2/3} + 5^{-1/3} \right)^3.$$

This bound indicates that the expressivity of classical neural networks depends on a polynomial relationship between various network parameters, including input-output dimensions, the number of layers, and the number of trainable parameters.

For QSVDD with four qubits ($q = 4$), 16 trainable parameters ($P = 16$), and a maximum gate interaction involving two qubits ($k = 2$), the covering number bound can be simplified to:

$$\ln N(\mathcal{H}_q, \varepsilon, |\cdot|) \leq 4096 \cdot \ln \left(\frac{7 \times 16(2\|O\| + 2\|c\|)\|O\|}{\varepsilon} \right).$$

Although it is difficult to compare the two directly, this bound shows that the expressivity of QSVDD scales in a polynomial fashion, similar to the classical model. However, QSVDD achieves this level of expressivity with significantly fewer parameters compared to the classical model. In both models, expressivity is influenced by the number of parameters. Still, in different forms, the classical model's expressivity depends on input-output dimensions, layer size, and the magnitude of the weights, forming a complex polynomial relationship, while QSVDD's expressivity also has a polynomial dependence on the number of trainable parameters P and the number of qubits q . Under the given conditions—4 qubits and 16 trainable parameters for QSVDD versus a classical two-layer network—the expressivity bounds can be comparable. This suggests that QSVDD can achieve an expressivity similar to classical networks, even with fewer parameters. Moreover, the true strength of QSVDD lies in its potential to leverage quantum properties such as entanglement and superposition, which might provide practical advantages in certain scenarios, particularly for high-dimensional problems or complex data distributions. Thus, we illustrate the comparison of the expressivity of our algorithm and a classical deep machine learning anomaly detection through this specific example, which is part of the conclusion. In the experimental section, we further validate the capability of our algorithm through empirical results.

F Barren Plateaux Phenomenon for QSVDD

In this section, we will show that even if our algorithm increases the expressive power using post-processing, it does not accelerate the barren plateaux (BP) phenomenon [38]. We provide the detailed derivation showing that the QSVDD loss function $(E(\theta) - c)^2 - R^2$ exhibits the BP phenomenon under a 1-design unitary distribution. While the expected gradient vanishes, the presence of the factor $(E(\theta) - c)$ can modulate the rate of decay, which provides a nuanced understanding of QSVDD's expressivity without exacerbating the BP problem.

The QSVDD loss function is defined as:

$$L(\theta) = (E(\theta) - \mathbf{c})^2 - R^2,$$

where R^2 is a constant. Since R^2 does not depend on θ , it does not contribute to the gradient. Thus, for gradient analysis, we simplify the loss function to:

$$L(\theta) = (E(\theta) - \mathbf{c})^2.$$

Here, $E(\theta)$ is the expectation value:

$$E(\theta) = \langle 0|U^\dagger(\theta)OU(\theta)|0\rangle.$$

The gradient of $L(\theta)$, with respect to the k -th parameterized quantum gate, is given by:

$$\partial_k L(\theta) = 2(E(\theta) - \mathbf{c}) \cdot \partial_k E(\theta).$$

Here, the gradient of $E(\theta)$, with respect to the k -th parameterized quantum gate, is expressed as:

$$\partial_k E(\theta) = \frac{\partial}{\partial \theta_k} \langle 0|U^\dagger(\theta)OU(\theta)|0\rangle.$$

Using the parameterized unitary decomposition $U(\theta) = U_+U_-$, where U_+ represents the product of gates from the $(k+1)$ -th to the last parameterized gate, and U_- represents the product of gates from the first to the k -th parameterized gate, we have:

$$V_k = \frac{\partial U_+}{\partial \theta_k} U_+^\dagger.$$

The derivative of $E(\theta)$ is given by:

$$\partial_k E(\theta) = \frac{\partial}{\partial \theta_k} \langle 0|U^\dagger(\theta)OU(\theta)|0\rangle.$$

Using the decomposition $U(\theta) = U_+U_-$, we write:

$$\frac{\partial U(\theta)}{\partial \theta_k} = U_+ \frac{\partial U_-}{\partial \theta_k} + \frac{\partial U_+}{\partial \theta_k} U_-.$$

Substituting this into $\partial_k E(\theta)$, we have:

$$\partial_k E(\theta) = \langle 0|\frac{\partial U^\dagger(\theta)}{\partial \theta_k}OU(\theta)|0\rangle + \langle 0|U^\dagger(\theta)O\frac{\partial U(\theta)}{\partial \theta_k}|0\rangle.$$

For the first term:

$$\frac{\partial U^\dagger(\theta)}{\partial \theta_k} = \frac{\partial U_-^\dagger}{\partial \theta_k} U_+^\dagger + U_-^\dagger \frac{\partial U_+^\dagger}{\partial \theta_k}.$$

Thus:

$$\langle 0|\frac{\partial U^\dagger(\theta)}{\partial \theta_k}OU(\theta)|0\rangle = \langle 0|\frac{\partial U_-^\dagger}{\partial \theta_k}U_+^\dagger OU_+U_-|0\rangle + \langle 0|U_-^\dagger \frac{\partial U_+^\dagger}{\partial \theta_k}OU_+U_-|0\rangle.$$

For the second term:

$$\langle 0|U^\dagger(\theta)O\frac{\partial U(\theta)}{\partial \theta_k}|0\rangle = \langle 0|U_-^\dagger U_+^\dagger O U_+ \frac{\partial U_-}{\partial \theta_k}|0\rangle + \langle 0|U_-^\dagger U_+^\dagger O \frac{\partial U_+}{\partial \theta_k} U_-|0\rangle.$$

Combining these terms and simplifying using the commutator, we obtain:

$$\partial_k E(\theta) = i\langle 0|U_-^\dagger [V_k, U_+^\dagger OU_+]U_-|0\rangle,$$

where $V_k = \frac{\partial U_+}{\partial \theta_k} U_+^\dagger$.

Recall the loss function $L(\theta) = (E(\theta) - c)^2$, where:

$$\partial_k L(\theta) = 2(E(\theta) - c)\partial_k E(\theta).$$

Consider the parameterized unitary $U(\theta) = U_+ U_-$, with the distribution defined by $p(U_+)$ and $p(U_-)$. For the overall unitary distribution $p(U)$, we write:

$$p(U) = \int dU_+ p(U_+) \int dU_- p(U_-) \delta(U_+ U_- - U),$$

where δ is the delta function over the unitary group, ensuring $U = U_+ U_-$.

The expectation of $\partial_k L(\theta)$ over the unitary group distribution is:

$$\langle \partial_k L(\theta) \rangle = \int dU p(U) \partial_k L(\theta).$$

Substituting the decomposition of $p(U)$:

$$\langle \partial_k L(\theta) \rangle = \int dU_+ p(U_+) \int dU_- p(U_-) \int dU \delta(U_+ U_- - U) 2(E(\theta) - c) \partial_k E(\theta).$$

Since $\delta(U_+ U_- - U)$ ensures $U = U_+ U_-$, this simplifies to:

$$\langle \partial_k L(\theta) \rangle = \int dU_+ p(U_+) \int dU_- p(U_-) 2(E(\theta) - c) \partial_k E(\theta).$$

Substituting the expression for $\partial_k E(\theta)$:

$$\langle \partial_k L(\theta) \rangle = \int dU_+ p(U_+) \int dU_- p(U_-) 2(E(\theta) - c) \cdot i \langle 0 | U_-^\dagger [V_k, U_+^\dagger O U_+] U_- | 0 \rangle.$$

With $\rho_- = U_- |0\rangle \langle 0| U_-^\dagger$, we rewrite:

$$\langle \partial_k L(\theta) \rangle = 2i \int dU_+ p(U_+) \int dU_- p(U_-) (E(\theta) - c) \text{Tr}([V_k, U_+^\dagger O U_+] \rho_-).$$

Recall:

$$E(\theta) = \text{Tr}(O U_+ \rho_- U_+^\dagger).$$

Case 1: if U_- is a 1- design unitary matrix: Averaging over U_- , we use the 1-design property:

$$\int dU_- p(U_-) \rho_- = \frac{I}{D}, \quad D = 2^q \text{ is the Hilbert space dimension.}$$

In the averaged sense, $\rho_- \rightarrow I/D$. Substituting, we have:

$$\langle \partial_k L(\theta) \rangle = 2i \int dU_+ p(U_+) \left(\frac{\text{Tr}(O)}{D} - c \right) \text{Tr}([V_k, U_+^\dagger O U_+] \frac{I}{D}).$$

Since the commutator's trace vanishes:

$$\text{Tr}([V_k, X]) = 0 \quad \forall X.$$

Thus:

$$\langle \partial_k L(\theta) \rangle = 0.$$

Case 2: U_+ is a 1-design unitary matrix. Using the 1-design property for U_+ :

$$\int dU_+ p(U_+) U_+^\dagger O U_+ = \frac{\text{Tr}(O)}{D} I.$$

Substituting, we have:

$$\langle \partial_k L(\theta) \rangle = 2i \int dU_{-p}(U_-) \left(\frac{\text{Tr}(O)}{D} - c \right) \text{Tr}([V_k, U_+^\dagger O U_+] \frac{\text{Tr}(O)}{D} I).$$

The commutator $[V_k, U_+^\dagger O U_+]$ vanishes, as $[V_k, I] = 0$.

Thus:

$$\langle \partial_k L(\theta) \rangle = 0.$$

Combining these results, we have: As long as any portion of the circuit approaches a 1-design, the gradient expectation will vanish, resulting in $\langle \partial_k L(\theta) \rangle = 0$. Although the expected gradient vanishes, the presence of $(E(\theta) - c)$ modulates the gradient's decay rate. One of the key observations is that when $|E(\theta) - c| > 1$, the decay of the gradient is slower, which helps maintain a balance between expressivity and optimization. In our emulations, this condition is satisfied in most cases, indicating that QSVDD generally operates in a regime where the gradient decay is mitigated, allowing for enhanced expressivity without significantly exacerbating the BP phenomenon. Even in scenarios where $|E(\theta) - c| \leq 1$, our results indicate that the algorithm does not exhibit a substantial acceleration of the BP issue.

Below, we provide a mathematical derivation to extend the scaling results of the variance of $\partial_k E(\theta)$ under 2-design Haar distributions to the case of $\partial_k L(\theta)$, where

$$L(\theta) = (E(\theta) - c)^2.$$

The variance of $\partial_k L(\theta)$ is:

$$\text{Var}[\partial_k L] = \langle (\partial_k L)^2 \rangle - \langle \partial_k L \rangle^2.$$

For the first term,

$$(\partial_k L)^2 = 4(E(\theta) - c)^2 \cdot (\partial_k E(\theta))^2.$$

Taking the expectation over the 2-design distributions for U_- and U_+ , we write:

$$\langle (\partial_k L)^2 \rangle = 4 \langle (E(\theta) - c)^2 \cdot (\partial_k E(\theta))^2 \rangle.$$

From standard results for 2-design distributions: The variance of $\partial_k E(\theta)$ scales as [38]:

$$\text{Var}[\partial_k E(\theta)] = O\left(\frac{1}{D^2}\right), \quad D = 2^q \text{ is the Hilbert space dimension.}$$

For $(E(\theta) - c)^2$, the second moment remains constant so that it can be bounded as:

$$\langle (E(\theta) - c)^2 \rangle = O(1).$$

Substituting:

$$\langle (E(\theta) - c)^2 \rangle = O(1), \quad \langle (\partial_k E(\theta))^2 \rangle = O\left(\frac{1}{D^2}\right).$$

Thus, we find the worst case is that:

$$\langle (\partial_k L)^2 \rangle = O\left(1 \cdot \frac{1}{D^2}\right) = O\left(\frac{1}{D^2}\right).$$

For the second term:

$$\langle \partial_k L \rangle = \langle 2(E(\theta) - c) \cdot \partial_k E(\theta) \rangle.$$

From the properties of 2-design unitaries:

$$\langle \partial_k E(\theta) \rangle = 0.$$

Since $(E(\theta) - c)$ is independent of the specific gradient distribution $\partial_k E(\theta)$:

$$\langle (E(\theta) - c) \cdot \partial_k E(\theta) \rangle = \langle (E(\theta) - c) \rangle \cdot \langle \partial_k E(\theta) \rangle = 0.$$

Thus:

$$\langle \partial_k L \rangle = 0, \quad \langle \partial_k L \rangle^2 = 0.$$

The variance of $\partial_k L(\theta)$ scales as:

$$\text{Var}[\partial_k L] = O\left(\frac{1}{D^2}\right).$$

Since $D = 2^q$, the scaling becomes:

$$O\left(\frac{1}{D^2}\right) = O\left(\frac{1}{2^{2q}}\right).$$

Using Chebyshev’s inequality, we can bound the probability of observing significant deviations of $\partial_k C$ from its mean:

$$P(|\partial_k C - \langle \partial_k C \rangle| \geq c') \leq \frac{\text{Var}[\partial_k C]}{c'^2}.$$

Given that:

$$\text{Var}[\partial_k C] = O\left(\frac{1}{2^{2q}}\right),$$

we have:

$$P(|\partial_k C| \geq c') \leq \frac{O\left(\frac{1}{2^{2q}}\right)}{c'^2}.$$

This result demonstrates that the gradient variance decays exponentially with the number of qubits q , consistent with the barren plateaux phenomenon in normal variational quantum circuits.

In conclusion, the QSVDD loss function retains the BP phenomenon inherent in its underlying variational structure under t -design ($t \geq 2$) unitary distributions. However, our earlier supplemental analysis demonstrated that the post-processing mechanism in QSVDD may increase the expressive capacity of the model, providing a larger hypothesis space for learning. Crucially, as shown in this section, the enhanced expressive capacity of QSVDD does not significantly exacerbate the BP phenomenon. The loss function structure ensures manageable gradient decay, balancing expressivity and optimization stability. This provides a viable path for improving variational quantum circuits under practical constraints, showcasing the robustness and adaptability of QSVDD in both theoretical and experimental contexts.

G Analysis of the Theoretical Expressivity of QSVDD and Emulation Agreement

The analysis of the theoretical expressivity of QSVDD and its agreement with emulation results reveals several important insights. Based on the data presented in Figure 9 and the theoretical analysis, we can observe that when the expressivity of QSVDD is relatively weak, i.e., when the target concept is excluded, training remains stable but yields unsatisfactory results, i.e., underfitting. In such cases, increasing the number of trainable parameters increases the expressivity. This leads to improved performance, as shown in the figure when we incrementally increased the number of trainable parameters from 10 to 70, resulting in an increase in AUC. Conversely, too much expressivity leads to a worse AUC, i.e., overfitting. This can be seen in the figure, where the QSVDD model with 60 trainable parameters outperforms the model with 240 parameters. In summary, finding the right balance of expressivity in QSVDD is essential. The results of our emulations underscore the importance of carefully tuning expressivity to achieve optimal performance in anomaly detection tasks.

Furthermore, the results presented in Fig. 9a and Fig. 9b offer significant insights into the expressivity of QML compared to deep classical machine learning, as theoretically derived earlier. Classical neural networks are characterised by their strong expressivity, unlike conventional QML methods, which frequently exhibit a more constrained expressivity range during target function learning. This restricted range enhances trainability but concomitantly increases the probability of failing to fully capture the learning target. However, when the optimal solution is within reach, lower expressivity

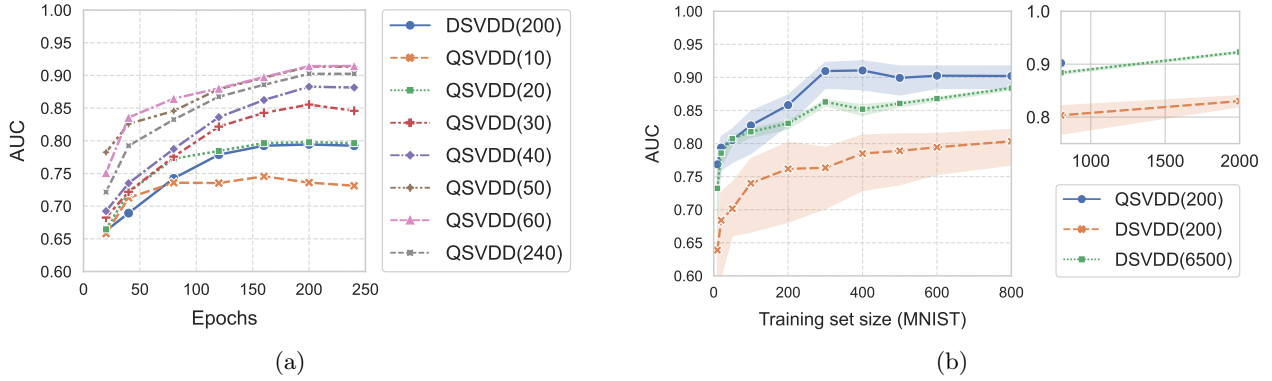


Figure 9: Comparison of QSVDD and DSVDD on FashionMNIST and MNIST datasets. (a) shows the AUC trends with different trainable parameters on FashionMNIST. As the number of trainable parameters in QSVDD increases from 10 to 70, its AUC shows an upward trend. However, when the number of parameters becomes excessively large, leading to over-expressivity, optimisation becomes more challenging. Specifically, this is reflected in the AUC dropping at the same epoch. For instance, as shown in the figure, when the parameter count reaches 240, the AUC of QSVDD performs worse than with 60 parameters. (b) highlights the performance under varying training set sizes on MNIST. When the number of samples in the training set is small (less than 400 in this case), QSVDD outperforms DSVDD significantly, even though DSVDD has more trainable parameters.

frequently translates to better performance. The proposed parameter-efficient QSVDD addresses this issue by achieving superior expressivity with a minimal number of parameters. When the complexity of the dataset challenges the expressivity of QML methods, the results demonstrate that the dynamic adjustment of trainable parameters in QSVDD, coupled with appropriate post-processing techniques, can extend the expressivity of QML algorithms. This enables them to encompass the learning target while minimizing the expressivity space. Furthermore, the low parameter requirement of our approach makes deployment on quantum hardware feasible. Under the constraint of limiting the number of trainable parameters to fewer than 1000, QSVDD consistently exhibits superior performance, often surpassing DSVDD in most scenarios. As demonstrated in Fig. 9a, QSVDD attains comparable outcomes to DSVDD with a mere 200 parameters, utilising a mere 20 parameters. Moreover, augmenting the trainable parameters in QSVDD amplifies its efficacy by enhancing its expressivity. As shown in Fig. 9a, As the number of trainable parameters in QSVDD rises from 10 to 70, its AUC exhibits an upward trend. However, this enhancement is constrained. When the parameter count becomes excessively large, leading to over-expressivity, optimisation becomes more challenging, as evidenced by the AUC dropping at the same epoch. For instance, when the parameter count reaches 240, the AUC of QSVDD performs worse than with 60 parameters. Beyond the number of parameters, QSVDD demonstrates a particular advantage in handling small datasets compared to classical deep learning algorithms. As shown in Fig. 9b, when the number of samples in the training set is small (fewer than 400 in this case), QSVDD significantly outperforms classical DSVDD, even though DSVDD has more trainable parameters. As the training set size increases and reaches 400 samples, the performance of QSVDD stabilizes with no further improvement. On the other hand, DSVDD, with its larger number of trainable parameters, continues to improve as the training set size grows. Since the performance of QSVDD has already stabilized, we have not reported its performance beyond 800 samples, but we continue to track the performance of DSVDD.

It is worth noting that QSVDD incorporates an additional post-processing step, contributing to increased expressivity. This enhancement in expressivity is likely the reason behind QSVDD’s overall superior performance on the FashionMNIST dataset compared to VQOCC. Especially on data (classes 5 and 6) that VQOCC finds difficult to handle, QSVDD still performs well. Including the post-processing step provides QSVDD with the capacity to capture intricate features and patterns in the data, resulting in enhanced anomaly detection accuracy. This result showcases the significance of careful model design in optimizing the performance of QML algorithms.

As shown in Figure 6, the comparison between QSVDD and VQOCC highlights that greater expressivity can enhance the performance of quantum anomaly detection algorithms. QSVDD’s superior expressive capacity enables it to capture more complex patterns, translating to better performance in practical anomaly detection tasks across diverse applications. By using QSVDD to gain more powerful expressivity, researchers can further harness the power of QML to address practical anomaly detection challenges in diverse applications. Combining theoretical insights and empirical validation helps advance the understanding and practical application of QSVDD and other QML algorithms. The insights gained from this study pave the way for more robust and powerful QML techniques, bringing us closer to realizing the full potential of quantum computing in various domains.

H Datasets and Code

All datasets used in this paper are publicly accessible: MNIST can be downloaded from <http://yann.lecun.com/exdb/mnist/>, Fashion-MNIST from <https://github.com/zalandoresearch/fashion-mnist>, and CIFAR-10 from <https://www.cs.toronto.edu/~kriz/cifar.html>. The code for QSVDD is available at <https://github.com/UCL-CCS/QSVDD.git> or <https://github.com/MaidaWang/QSVDD.git>.

References

- [1] Ethan Bernstein and Umesh Vazirani. Quantum complexity theory. In *Proceedings of the 25th annual ACM symposium on theory of computing*, pages 11–20. ACM, 1993.
- [2] Lov K Grover. A fast quantum mechanical algorithm for database search. In *Proceedings of the 28th Annual ACM Symposium on Theory of Computing (STOC)*, pages 212–219. ACM, 1996.
- [3] P. W. Shor. Algorithms for quantum computation: discrete logarithms and factoring. In *Proceedings of the 35th Annual Symposium on Foundations of Computer Science*, pages 124–134, 1994.
- [4] Han-Sen Zhong, Hui Wang, Yu-Hao Deng, Ming-Cheng Chen, Li-Chao Peng, Yi-Han Luo, Jian Qin, Dian Wu, Xing Ding, Yi Hu, Peng Hu, Xiao-Yan Yang, Wei-Jun Zhang, Hao Li, Yuxuan Li, Xiao Jiang, Lin Gan, Guangwen Yang, Lixing You, Zhen Wang, Li Li, Nai-Le Liu, Chao-Yang Lu, and Jian-Wei Pan. Quantum computational advantage using photons. *Science*, 370(6523):1460–1463, 2020.
- [5] John Preskill. Quantum computing in the NISQ era and beyond. *Quantum*, 2:79, 2018.
- [6] Jacob Biamonte, Peter Wittek, Nicola Pancotti, Patrick Rebentrost, Nathan Wiebe, and Seth Lloyd. Quantum machine learning. *Nature*, 549(7671):195–202, 2017.
- [7] Jonathan Romero and Alán Aspuru-Guzik. Variational quantum generators: Generative adversarial quantum machine learning for continuous distributions. *Advanced Quantum Technologies*, 4(1):2000003, 2021.
- [8] Hsin-Yuan Huang, Michael Broughton, Masoud Mohseni, Ryan Babbush, Sergio Boixo, Hartmut Neven, and Jarrod R McClean. Power of data in quantum machine learning. *Nature communications*, 12(1):1–9, 2021.
- [9] Jonas Kübler, Simon Buchholz, and Bernhard Schölkopf. The inductive bias of quantum kernels. *Advances in Neural Information Processing Systems*, 34:12661–12673, 2021.
- [10] Marco Cerezo, Guillaume Verdon, Hsin-Yuan Huang, Lukasz Cincio, and Patrick J Coles. Challenges and opportunities in quantum machine learning. *Nature Computational Science*, 2(9):567–576, 2022.
- [11] Alexander Lavin and Subutai Ahmad. Evaluating real-time anomaly detection algorithms—the numenta anomaly benchmark. In *2015 IEEE 14th international conference on machine learning and applications (ICMLA)*, pages 38–44. IEEE, 2015.

- [12] Pedro Garcia-Teodoro, Jesus Diaz-Verdejo, Gabriel Maciá-Fernández, and Enrique Vázquez. Anomaly-based network intrusion detection: Techniques, systems and challenges. *computers & security*, 28(1-2):18–28, 2009.
- [13] Clifton Phua, Vincent Lee, Kate Smith, and Ross Gayler. A comprehensive survey of data mining-based fraud detection research, 2010. arXiv:1009.6119.
- [14] Thomas Schlegl, Philipp Seeböck, Sebastian M Waldstein, Ursula Schmidt-Erfurth, and Georg Langs. Unsupervised anomaly detection with generative adversarial networks to guide marker discovery. In *International conference on information processing in medical imaging*, pages 146–157, 2017.
- [15] Jinwon An and Sungzoon Cho. Variational autoencoder based anomaly detection using reconstruction probability. *Special lecture on IE*, 2(1):1–18, 2015.
- [16] Lukas Ruff, Robert Vandermeulen, Nico Goernitz, Lucas Deecke, Shoaib Ahmed Siddiqui, Alexander Binder, Emmanuel Müller, and Marius Kloft. Deep one-class classification. In *International conference on machine learning*, pages 4393–4402. PMLR, 2018.
- [17] Qien Yu, Chen Li, Ye Zhu, and Takio Kurita. Convolutional autoencoder based on latent subspace projection for anomaly detection. *Methods*, 214:48–59, 2023.
- [18] Joshua J Engelsma and Anil K Jain. Generalizing fingerprint spoof detector: Learning a one-class classifier. In *2019 International Conference on Biometrics (ICB)*, pages 1–8. IEEE, 2019.
- [19] Gunhee Park, Joonsuk Huh, and Daniel K Park. Variational quantum one-class classifier. *Machine Learning: Science and Technology*, 4(1):015006, 2023.
- [20] Vasilis Belis, Kinga Anna Woźniak, Ema Puljak, Panagiotis Barkoutsos, Günther Dissertori, Michele Grossi, Maurizio Pierini, Florentin Reiter, Ivano Tavernelli, and Sofia Vallecorsa. Quantum anomaly detection in the latent space of proton collision events at the lhc. *Communications Physics*, 7(1):334, 2024.
- [21] Hsin-Yuan Huang, Michael Broughton, Masoud Mohseni, Ryan Babbush, Sergio Boixo, Hartmut Neven, and Jarrod R McClean. Power of data in quantum machine learning. *Nature communications*, 12(1):2631, 2021.
- [22] Jonathan Romero, Jonathan P Olson, and Alan Aspuru-Guzik. Quantum autoencoders for efficient compression of quantum data. *Quantum Science and Technology*, 2(4):045001, 2017.
- [23] Lucas Lamata, Unai Alvarez-Rodriguez, José David Martín-Guerrero, Mikel Sanz, and Enrique Solano. Quantum autoencoders via quantum adders with genetic algorithms. *Quantum Science and Technology*, 4(1):014007, 2018.
- [24] Yongcheng Ding, Lucas Lamata, Mikel Sanz, Xi Chen, and Enrique Solano. Experimental implementation of a quantum autoencoder via quantum adders. *Advanced Quantum Technologies*, 2(7-8):1800065, 2019.
- [25] Mária Kieferová and Nathan Wiebe. Tomography and generative training with quantum boltzmann machines. *Physical Review A*, 96(6):062327, 2017.
- [26] Siddhant Jain, Jalal Ziauddin, Paul Leonchyk, Shashibushan Yenkanchi, and Joseph Geraci. Quantum and classical machine learning for the classification of non-small-cell lung cancer patients. *SN Applied Sciences*, 2(6):1–10, 2020.
- [27] Pierre-Luc Dallaire-Demers and Nathan Killoran. Quantum generative adversarial networks. *Physical Review A*, 98(1):012324, 2018.
- [28] Seth Lloyd and Christian Weedbrook. Quantum generative adversarial learning. *Physical Review Letters*, 121(4):040502.1–040502.5, 2018.
- [29] Jinfeng Zeng, Yufeng Wu, Jin-Guo Liu, Lei Wang, and Jiangping Hu. Learning and inference on generative adversarial quantum circuits. *Physical Review A*, 99(5):052306, 2019.
- [30] Patrick Rebentrost, Masoud Mohseni, and Seth Lloyd. Quantum support vector machine for big data classification. *Physical review letters*, 113(13):130503, 2014.
- [31] Riccardo Mengoni and Alessandra Di Pierro. Kernel methods in quantum machine learning. *Quantum Machine Intelligence*, 1(3):65–71, 2019.

- [32] Hsin-Yuan Huang, Michael Broughton, Jordan Cotler, Sitan Chen, Jerry Li, Masoud Mohseni, Hartmut Neven, Ryan Babbush, Richard Kueng, John Preskill, et al. Quantum advantage in learning from experiments. *Science*, 376(6598):1182–1186, 2022.
- [33] Jordan Cotler, Hsin-Yuan Huang, and Jarrod R McClean. Revisiting dequantization and quantum advantage in learning tasks, 2021. arXiv:2112.00811.
- [34] Sitan Chen, Jordan Cotler, Hsin-Yuan Huang, and Jerry Li. A hierarchy for replica quantum advantage, 2021. arXiv:2111.05874.
- [35] Emanuel Parzen. On estimation of a probability density function and mode. *The annals of mathematical statistics*, 33(3):1065–1076, 1962.
- [36] Bernhard Schölkopf, John C Platt, John Shawe-Taylor, Alex J Smola, and Robert C Williamson. Estimating the support of a high-dimensional distribution. *Neural computation*, 13(7):1443–1471, 2001.
- [37] David MJ Tax and Robert PW Duin. Support vector data description. *Machine learning*, 54(1):45–66, 2004.
- [38] Jarrod R McClean, Sergio Boixo, Vadim N Smelyanskiy, Ryan Babbush, and Hartmut Neven. Barren plateaus in quantum neural network training landscapes. *Nature communications*, 9(1):4812, 2018.
- [39] Vittorio Giovannetti, Seth Lloyd, and Lorenzo Maccone. Quantum random access memory. *Physical review letters*, 100(16):160501, 2008.
- [40] Maria Schuld and Nathan Killoran. Quantum machine learning in feature hilbert spaces. *Physical review letters*, 122(4):040504, 2019.
- [41] Seth Lloyd, Maria Schuld, Aroosa Ijaz, Josh Izaac, and Nathan Killoran. Quantum embeddings for machine learning, 2020. arXiv:2001.03622.
- [42] Daniel Silver, Tirthak Patel, and Devesh Tiwari. Quilt: Effective multi-class classification on quantum computers using an ensemble of diverse quantum classifiers. In *Proceedings of the AAAI Conference on Artificial Intelligence*, volume 36, pages 8324–8332, 2022.
- [43] Tirthak Patel, Daniel Silver, and Devesh Tiwari. Optic: a practical quantum binary classifier for near-term quantum computers. In *2022 Design, Automation & Test in Europe Conference & Exhibition (DATE)*, pages 334–339. IEEE, 2022.
- [44] Maida Wang, Anqi Huang, Yong Liu, Xuming Yi, Junjie Wu, and Siqi Wang. A quantum-classical hybrid solution for deep anomaly detection. *Entropy*, 25(3):427, 2023.
- [45] David Wierichs, Josh Izaac, Cody Wang, and Cedric Yen-Yu Lin. General parameter-shift rules for quantum gradients. *Quantum*, 6:677, 2022.
- [46] Yuxuan Du, Zhuozhuo Tu, Xiao Yuan, and Dacheng Tao. Efficient measure for the expressivity of variational quantum algorithms. *Physical Review Letters*, 128(8):080506, 2022.
- [47] Zoë Holmes, Kunal Sharma, Marco Cerezo, and Patrick J Coles. Connecting ansatz expressibility to gradient magnitudes and barren plateaus. *PRX Quantum*, 3(1):010313, 2022.
- [48] Vladimir Vapnik. *The nature of statistical learning theory*. Springer science & business media, 2013.
- [49] Mehryar Mohri, Afshin Rostamizadeh, and Ameet Talwalkar. *Foundations of machine learning*. MIT press, 2018.
- [50] Peter L Bartlett, Dylan J Foster, and Matus J Telgarsky. Spectrally-normalized margin bounds for neural networks. In I. Guyon, U. Von Luxburg, S. Bengio, H. Wallach, R. Fergus, S. Vishwanathan, and R. Garnett, editors, *Advances in Neural Information Processing Systems*, volume 30. Curran Associates, Inc., 2017.
- [51] Yann LeCun, Léon Bottou, Yoshua Bengio, and Patrick Haffner. Gradient-based learning applied to document recognition. *Proceedings of the IEEE*, 86(11):2278–2324, 1998.
- [52] Han Xiao, Kashif Rasul, and Roland Vollgraf. Fashion-mnist: A novel image dataset for benchmarking machine learning algorithms, 2017. arXiv:1708.07747.
- [53] Alex Krizhevsky and Geoffrey Hinton. Learning multiple layers of features from tiny images. Technical report, University of Toronto, 2009.

- [54] Pramuditha Perera, Poojan Oza, and Vishal M Patel. One-class classification: A survey, 2021. arXiv:2101.03064.
- [55] Ville Bergholm, Josh Izaac, Maria Schuld, Christian Gogolin, Shah Nawaz Ahmed, Vishnu Ajith, M Sohaib Alam, Guillermo Alonso-Linaje, B Akash Narayanan, Ali Asadi, et al. PennyLane: Automatic differentiation of hybrid quantum-classical computations, 2018. arXiv:1811.04968.
- [56] Diederik P. Kingma and Jimmy Ba. Adam: A method for stochastic optimization, 2014. arXiv:1412.6980.
- [57] Alessandro Sebastianelli, Daniela Alessandra Zaidenberg, Dario Spiller, Bertrand Le Saux, and Silvia Liberata Ullo. On circuit-based hybrid quantum neural networks for remote sensing imagery classification. *IEEE Journal of Selected Topics in Applied Earth Observations and Remote Sensing*, 15:565–580, 2021.
- [58] Yi Zeng, Hao Wang, Jin He, Qijun Huang, and Sheng Chang. A multi-classification hybrid quantum neural network using an all-qubit multi-observable measurement strategy. *Entropy*, 24(3):394, 2022.
- [59] Andrea Mari, Thomas R Bromley, Josh Izaac, Maria Schuld, and Nathan Killoran. Transfer learning in hybrid classical-quantum neural networks. *Quantum*, 4:340, 2020.
- [60] Institute of Quantum Information and Chinese Academy of Sciences (CAS) Quantum Technology Innovation. oned12: A 12-qubit superconducting quantum processor.
- [61] James C Spall. Multivariate stochastic approximation using a simultaneous perturbation gradient approximation. *IEEE transactions on automatic control*, 37(3):332–341, 1992.
- [62] Thomas Barthel and Jianfeng Lu. Fundamental limitations for measurements in quantum many-body systems. *Physical Review Letters*, 121(8):080406, 2018.