

Large Language Model assisted Hybrid Fuzzing

RUIJIE MENG, National University of Singapore, Singapore

GREGORY J. DUCK, National University of Singapore, Singapore

ABHIK ROYCHOUDHURY, National University of Singapore, Singapore

Greybox fuzzing is one of the most popular methods for detecting software vulnerabilities, which conducts a biased random search within the program input space. To enhance its effectiveness in achieving deep coverage of program behaviors, greybox fuzzing is often combined with concolic execution, which performs a path-sensitive search over the domain of program inputs. In hybrid fuzzing, conventional greybox fuzzing is followed by concolic execution in an iterative loop, where reachability roadblocks encountered by greybox fuzzing are tackled by concolic execution. However, such hybrid fuzzing still suffers from difficulties conventionally faced by symbolic execution, such as the need for environment modeling and system call support. In this work, we show how to achieve the effect of concolic execution without having to compute and solve symbolic path constraints. When coverage-based greybox fuzzing reaches a roadblock in terms of reaching certain branches, we conduct a slicing on the execution trace and suggest modifications of the input to reach the relevant branches. A Large Language Model (LLM) is used as a solver to generate the modified input for reaching the desired branches. Compared with both the vanilla greybox fuzzer AFL and hybrid fuzzers INTRIGUER and QSYM, our LLM-based hybrid fuzzer HyLLFUZZ (pronounced "hill fuzz") demonstrates superior coverage. Furthermore, the LLM-based concolic execution in HyLLFUZZ takes a time that is 4-19 times faster than the concolic execution running in existing hybrid fuzzing tools. This experience shows that LLMs can be effectively inserted into the iterative loop of hybrid fuzzers, to efficiently expose more program behaviors.

CCS Concepts: • **Software and its engineering** → **Software testing and debugging**; • **Security and privacy** → **Software security engineering**.

Additional Key Words and Phrases: Hybrid Fuzzing, Concolic Execution, Large Language Models

ACM Reference Format:

Ruijie Meng, Gregory J. Duck, and Abhik Roychoudhury. 2024. Large Language Model assisted Hybrid Fuzzing. 1, 1 (December 2024), 20 pages. <https://doi.org/10.1145/nnnnnnnn.nnnnnnnn>

1 INTRODUCTION

Greybox fuzzing [4] is one of the most widely used techniques today to detect security vulnerabilities in software systems. At its core, greybox fuzzing conducts an adaptive and biased random search over the domain of program inputs to find crashing inputs. The technique is called *greybox* since it conducts lightweight compile-time instrumentation on selected program elements (such as program branches), and at run-time records which of the instrumented elements were executed in the course of execution for a given input. Based on the occurrence of instrumented elements in execution, the fuzzing search decides how to mutate a given program input to generate new program inputs. As a result, the search within a fuzzing campaign becomes an adaptive and biased random search, with the bias provided by feedback from instrumented elements being executed along the current input.

Although greybox fuzzing is highly effective, it may get stuck at certain branches that have a low probability of being evaluated as true, such as those with equality constraints: `if (input==magic)`. For these branches, concolic execution is often more effective at finding the inputs necessary to evaluate them along both directions. Concolic execution [16] can be considered as a search

Authors' addresses: Ruijie Meng, National University of Singapore, Singapore, ruijie_meng@u.nus.edu; Gregory J. Duck, National University of Singapore, Singapore, gregory@comp.nus.edu.sg; Abhik Roychoudhury, National University of Singapore, Singapore, abhik@comp.nus.edu.sg.

2024. ACM XXXX-XXXX/2024/12-ART
<https://doi.org/10.1145/nnnnnnnn.nnnnnnnn>

over the domain of inputs like greybox fuzzing, except that the navigation over the input space is achieved by mutating path constraints instead of mutating inputs. Path constraints are represented as quantifier-free first-order logic formulas, which can be reasoned over by satisfiability modulo theories (SMT) solvers. In concolic execution, the search starts from a random input or a provided seed input just like greybox fuzzing. By mutating a path constraint, concolic execution thus moves from a collection of program inputs to another disjoint collection of program inputs. An SMT solver is then invoked to solve path constraints and generate concrete inputs. While concolic execution can ensure that each generated input visited covers a different program path, it suffers from potential inefficiency due to the need to compute and solve path constraints. Thus, there is a need to combine greybox fuzzing with concolic execution.

Hybrid fuzzing provides approaches to combine greybox fuzzing with concolic execution. It was first proposed in [34] and has subsequently been followed up by many testing engines such as QSYM [37] and INTRIGUER [11]. In hybrid fuzzing, greybox fuzzing is conducted until it reaches roadblocks in unraveling a program branch (which is evaluated to be either true most of the time, or false most of the time). Such a roadblock branch then captures the frontier of the fuzzing search. Progress is then made past the frontier via concolic execution. Once the roadblock is overcome, greybox fuzzing can take over again, until another roadblock is encountered. Even though hybrid fuzzing provides a useful combination of two different testing techniques (namely greybox fuzzing and concolic execution) - it still faces several challenges, including:

- The usage of the greybox fuzzing technique often involves a low barrier to entry, while the use of concolic/symbolic execution engines typically involves much effort since it needs to support the symbolic modeling of different instructions present in the program. Hence, incorporating a concolic execution engine into the workflow, the hybrid fuzzers are less usable by regular engineers as compared to vanilla greybox fuzzers. Concolic execution engines typically need environment modeling and system call support, and this is the case for hybrid fuzzers as well.
- Even though hybrid fuzzing uses concolic execution sparingly, the need for computing and solving path constraints incurs expensive computational overheads. Concolic execution uses the SMT solvers as its back end and translates path constraints from high-level programming languages to first-order logic formulas that the solvers can reason over and generate new inputs based on. Unfortunately, this translation and subsequent solving are both time-consuming and challenging.

The recent advances in Large language models (LLMs) open up new opportunities for *lightweight* concolic execution. Instead of relying solely on mechanized constraint translation and solving, LLMs could empower hybrid fuzzers to directly interpret program semantics and generate program inputs accordingly. Both LLMs and SMT solvers can analyze program execution and generate inputs. However, SMT solvers are limited to reasoning within specific logic formulas, whereas LLMs are more adaptive and capable of reasoning directly over high-level programming languages. This adaptability allows LLM-based approaches to bypass the need for translating high-level programming languages into logic formulas, thus avoiding associated issues during translation. Nonetheless, LLMs may have challenges in providing mathematically precise solutions. Our insight is that, in the fuzzing domain, near-correct or plausible inputs are often sufficient for exploring new code paths in many real-world software applications.

Building on this, we propose HyLLFUZZ (pronounced "*hill fuzz*"), a hybrid fuzzer that combines an "*intelligent*" yet *lightweight* concolic execution engine with greybox fuzzing, with the aim to enhance testing tools by enabling an understanding of the programs under test during input generation. Specifically, when greybox fuzzing reaches a coverage plateau, where it is not able to cover new code paths within a given time period, HyLLFUZZ is invoked to identify the roadblocks. The subsequent

steps align with the principles of traditional concolic execution. HYLLFUZZ executes the input that reaches but fails to overcome the roadblocks. At the same time, HYLLFUZZ constructs a dynamic slice of the relevant execution path. However, instead of translating the path constraints into logic formulas, HYLLFUZZ preserves them “as-is”. The LLM is then prompted to modify the input based on this code slice and generate new inputs to overcome the roadblocks. These LLM-generated inputs are added to the seed corpus, where they are retrieved and evaluated by greybox fuzzing. Whenever greybox fuzzing is stuck again, this process is repeated.

The embodiment of our approach in the form of the HYLLFUZZ fuzzer, shows strong promise in delivering *efficiency*, *effectiveness* as well as *usability*. We feel that previous academic works on hybrid fuzzing have not considered all three of these important dimensions. In terms of effectiveness, HYLLFUZZ achieves 40-50% more branch coverage as compared to state-of-the-art hybrid fuzzers (which in turn achieve more branch coverage than vanilla greybox fuzzers like AFL). In terms of efficiency (median time), each concolic execution run of HYLLFUZZ consumes 4-19 times less time as compared to those of state-of-the-art hybrid fuzzers. Finally, in terms of usability, HYLLFUZZ by definition does not involve any symbolic modeling of instructions or building hand-crafted environment models, thereby naturally lowering the entry barrier.

2 BACKGROUND AND MOTIVATION

We start by introducing the core technical concepts of hybrid fuzzing, along with the inherent limitations of concolic execution. We then provide our motivation for addressing these limitations to achieve lightweight concolic execution, thereby improving the efficiency of hybrid fuzzing. The code fragment shown in [Figure 1](#), adapted from the `cJSON.c` file in the `cJSON`¹ subject, is used to illustrate this section.

2.1 Hybrid Fuzzing

Hybrid fuzzing [11, 34, 37] combines greybox fuzzing [2, 14, 38] with concolic execution [7, 16, 32] to generate inputs. It leverages the strengths of both methods to maximize code coverage, thereby increasing the likelihood of exposing bugs and vulnerabilities. Greybox fuzzing conducts a biased random search over program inputs. A greybox fuzzer like AFL [38] starts with an initial queue of seed inputs provided by the user. It iteratively selects inputs from the seed queue, applies mutations (e.g., flipping bits and inserting bytes), and generates new inputs. The fuzzer then runs the program on the generated inputs and collects the code coverage information. The inputs that cover new code paths are added to the seed corpus for further examination. However, as noted by previous works [1, 11, 37], while greybox fuzzing can efficiently cover simple branch conditions (e.g., `*input_ptr != '\'` in [Figure 1](#)), it struggles with tight branch conditions (e.g., `memcmp(first_seq, "\uDB16\uDC06", 12)`) and deep branch conditions (e.g., reaching line 31 in [Figure 1](#)), which pose roadblocks for greybox fuzzing.

Concolic execution is integrated into hybrid fuzzing to overcome roadblocks and enhance the efficacy of greybox fuzzing. Concolic execution performs symbolic execution alongside a concrete execution path. A concolic execution engine executes the program with a concrete input, while simultaneously symbolically emulating the program along the same execution trace. During this symbolic emulation, the engine tracks symbolic variables and generates symbolic constraints from branch predicates, representing these constraints as *first-order logic* formulas. At the end of the path, the engine negates the last path constraint and invokes a *satisfiability modulo theories* (SMT) solver to infer variants of the previous input in order to cover alternative program paths. Concolic execution excels at solving complex constraints; however, its effectiveness comes at the cost of

¹Available at <https://github.com/DaveGamble/cJSON>; 10.8k stars on Github at the time of writing

```

1 int main(){
2   char input[S];
3   fread(input, sizeof(char), S, f);
4   ...
5   while(input_ptr < input_end){
6     if(*input_ptr != '\\'){ ... }
7     else{
8       switch(input_ptr[1]){
9         ...
10        case 'u':
11          len = utf16_literal_to_utf8
12            (input_ptr, input_end);
13          ...
14          input_ptr += len;
15        }
16      }
17      ...
18    }
19    unsigned char utf16_literal_to_utf8(...){
20      ...
21      first = parse_hex4(first_seq + 2);
22      if (((first >= 0xDC00)&&(first <= 0xDFFF)))
23        goto fail;
24      if ((first >= 0xD800)&&(first <= 0xDBFF)){
25        char *second_seq = first_seq + 6;
26        if ((input_end - second_seq) < 6)
27          goto fail;
28        if ((second_seq[0] != '\\') ||
29            (second_seq[1] != 'u'))
30          goto fail;
31        second = parse_hex4(second_seq + 2);
32        if ((second < 0xDC00) || (second > 0xDFFF))
33          goto fail;
34        if (memcmp(first_seq, "\uDB16\uDC06", 12))
35          target();
36      }

```

Fig. 1. Code fragment adapted from the cJSON.c file within the cJSON subject.

efficiency. As a result, the performance bottlenecks inherent in concolic execution remain a primary limiting factor for hybrid fuzzing.

2.2 Limitations on Concolic Execution

Concolic execution spends considerable time on heavy-weight symbolic emulation and constraint solving. A concolic execution engine relies on constraint solvers as its back end to resolve symbolic constraints and generate concrete inputs. However, because constraint solving is generally an NP-complete problem, this process can be computationally expensive. Furthermore, traditional constraint solvers, such as SMT solvers, are limited to reason within specific logical frameworks, like first-order logic formulas. In contrast, the programs under test are typically written in high-level programming languages, such as C, C++, or Java. As a result, the concolic execution engine must translate the high-level semantics of the program into the logic formulas that the solvers can interpret. For example, upon reaching line 10 of Figure 1, the engine translates the path conditions into SMT formulas such as $(!(\text{inpt}[0] \neq \backslash)) \wedge \text{inpt}[1] = \text{'u'}$ if input is labeled as the symbolic variable `inpt`. This language translation is computationally costly and can significantly slow down the entire concolic execution process.

This translation process is inherently complex and has several challenges. One key challenge arises from the semantic gap between high-level programming languages and formal logic. Constructs such as pointer arithmetic, dynamic memory allocation, or exception handling in languages like C and C++ are particularly difficult to map into logical formulas, leading to imprecise or overly conservative symbolic representations. Another challenge lies in handling interactions between the program and the execution environment. Programs frequently call external functions and libraries (e.g., `fread` and `memcmp` in Figure 1) to receive and process environmental inputs. To generate accurate symbolic constraints, most concolic execution engines abstract the environment into models. However, constructing these models is non-trivial, requiring extensive manual effort and typically resulting in only a small portion and the most basic functionalities of the environment being modeled [5]. Moreover, even for small code snippets, this translation may introduce scalability issues. Symbolically encoding loops, recursive functions, and deeply nested branches can cause an exponential growth in constraints, exacerbating the path explosion problem. While recent work [10, 11, 20, 37] has made advances in mitigating these issues, the fundamental problems remain.

2.3 Motivation

Large Language Models (LLMs) have shown remarkable capabilities across various software engineering tasks, including code understanding [17], code reasoning [17, 19, 26, 29], and test generation [13, 24, 35]. These capabilities open up new opportunities for enhancing concolic execution. Essentially, LLMs and constraint solvers perform similarly in that they can answer queries about the program under test and its execution. Constraint solvers, while powerful, suffer from several inherent limitations, particularly requiring translating high-level programming languages to logic formulas. LLMs, by contrast, have the flexibility to understand both natural and programming languages, providing a broader and more adaptive approach to reasoning about program execution. With the additional ability demonstrated in test generation, LLMs have the potential to act as expressive solvers.

In this paper, we investigate the opportunity for developing a lightweight concolic execution engine powered by LLMs. We introduce HyLLFUZZ, which is designed to work within hybrid fuzzing and assist greybox fuzzing by overcoming roadblocks. Our approach explores the possibility of eliminating the need for language translation and reliance on traditional constraint solvers. Following the principles from traditional concolic execution, HyLLFUZZ starts with a concrete input selected from the seed corpus, which reaches but fails to satisfy specific constraints. HyLLFUZZ executes the program using this input, while simultaneously constructing a *dynamic slice* of the relevant execution path. Rather than translating the code path into logic formulas, as in traditional concolic execution, HyLLFUZZ preserves the path in its original form as a program slice of relevant statements. The LLM is then prompted to reason about the slice and generate a new input, allowing it to satisfy the constraints and explore alternative code paths.

HyLLFUZZ can reduce the time typically spent on language translation in concolic execution. Moreover, it mitigates the associated limitations imposed by language translation. Since there is no language translation needed, the semantic gap between languages can be naturally avoided. Furthermore, LLMs are trained on extensive corpora, they thus have the ability to reason over widely-used external libraries (e.g., `fopen` and `memcpy`), thereby eliminating the need for environment modeling. Even in cases where LLMs lack knowledge of certain libraries (e.g., `parse_hex4` in Figure 1), LLMs are still capable of doing some forms of heuristic-based reasoning, such as inferring the likely purpose of function calls based on function names, comments, and even code context. In addition, there is no need for loop unrolling, as LLMs can reason over loops “as-is”, which can partially relieve the problem of path explosion. While LLMs may not always provide mathematically precise solutions, our insight is that, for many real-world applications, near-correct or plausible inputs are sufficient to explore new program paths.

cJSON Example. We now illustrate how HyLLFUZZ works in the cJSON example. cJSON is a lightweight JSON parser and the code snippet in Figure 1 is adapted from the cJSON subject. While the greybox fuzzer is running, HyLLFUZZ continuously analyzes the code coverage information and monitors whether the greybox fuzzer reaches a coverage plateau (i.e., unable to cover new branches within a given time). At one point, the greybox fuzzer randomly inserted the bytes ‘\u’ in the seed input as shown in Figure 2 and covered line 10 in Figure 1. Following this, the function `utf16_literal_to_utf8` is called to convert a UTF-16 literal to UTF-8. The input segment “\8879” bypasses the failure check at line 22 and reaches the condition `(first ≥ 0xD800) && (first ≤ 0xDBFF)`. However, the greybox fuzzer fails to cover any further branches within the allotted time. At this point, HyLLFUZZ activates the LLM-based concolic execution engine.

The following process is demonstrated in Figure 2. HyLLFUZZ first identifies the uncovered condition at `cJSON.c:24` based on its analysis, and finds the corresponding input that reaches but fails to satisfy this branch. This seed is labeled as seed 1 by the greybox fuzzer. All this information

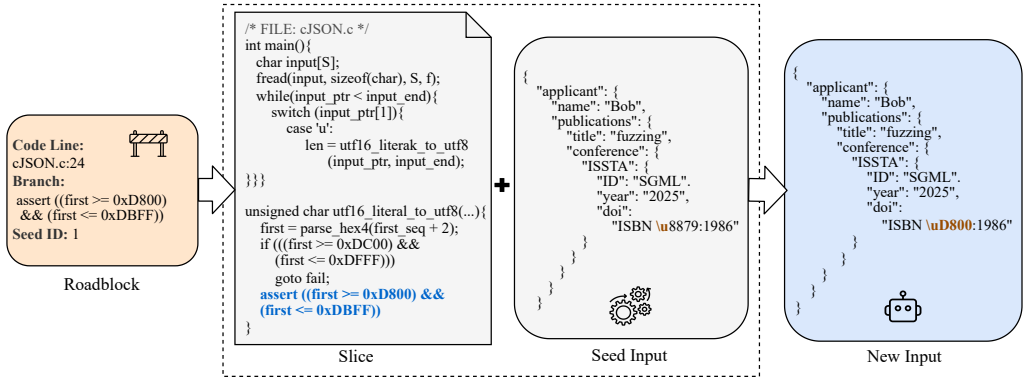


Fig. 2. Workflow of solving the roadblock at `cJSON.c:24` based on a seed input (selected from the seed corpus of the greybox fuzzer) and the constraints related to the roadblock (sliced from source code), and the new input is generated by the LLM.

forms the *Roadblock* item. Next, `HYLLFUZZ` runs the program using the selected input and collects the execution trace. Afterward, `HYLLFUZZ` performs a backward code slicing along with the execution trace. The slicing criterion is as follows: `cJSON.c:24` is the control location l , and $\{first\}$ is the set of relevant variables V . The slice contains all code affecting the values of V at l , through control and data flow, and is shown in *Slice*. Unlike traditional concolic execution, the slice is represented in the original source language `C`, and is not further translated into SMT logic formulas. We also represent the target branch as an assertion. Based on the slice and the seed input, `HYLLFUZZ` prompts the LLM to modify the seed input to satisfy the assertion. The new input generated by the LLM is shown in [Figure 2](#).

`HYLLFUZZ` then adds the newly generated input to the seed corpus and the greybox fuzzer evaluates whether this input can cover new code paths. When the greybox fuzzer re-enters the coverage plateau, the process is repeated. In this example, the new input generated by `HYLLFUZZ` could successfully satisfy the constraint at `cJSON.c:24`. The seed input was randomly created by us, and `'\u'` was randomly inserted by the greybox fuzzer, which are both unlikely to be part of the LLM’s training dataset. Therefore, this demonstrates the promise of our LLM-based concolic execution engine.

3 LLM-ASSISTED HYBRID FUZZING

In this section, we introduce the details of `HYLLFUZZ`, including branch coverage analysis, slicing relevant code, and leveraging the LLM to generate new inputs.

3.1 Overview

`HYLLFUZZ` is a hybrid fuzzer that combines greybox fuzzing with LLM-based concolic execution to enhance the efficacy of test generation. It is designed as a plug-in that can seamlessly integrate with various greybox fuzzers without requiring any modifications to the greybox fuzzers themselves. The overall workflow of `HYLLFUZZ` is illustrated in [Figure 3](#). The whole process of `HYLLFUZZ` is initiated by a greybox fuzzer, which takes in as inputs the program under test and initial input seeds provided by the user. The greybox fuzzer iteratively generates and selects inputs, saving “interesting” inputs that cover new branches into the seed corpus for further examination.

Running in parallel with the greybox fuzzer, `HYLLFUZZ` continuously analyzes the code coverage based on the seed corpus and maintains a report of uncovered branches ([Section 3.2](#)). When

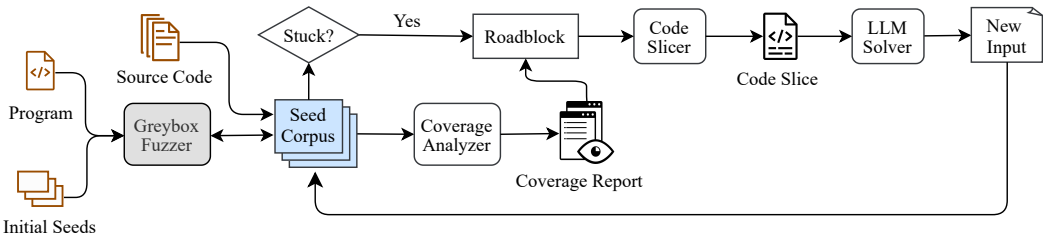


Fig. 3. Overall workflow of HyLLFUZZ including greybox fuzzing and LLM-based concolic execution.

the greybox fuzzer struggles to cover new branches within a given time, HyLLFUZZ steps in by identifying roadblocks from its maintained coverage report, which include uncovered branches and the inputs that reach but fail to satisfy the path conditions. Afterward, HyLLFUZZ simulates traditional concolic execution by executing the program with the input and generating the relevant slice from the source code (Section 3.3). Hence, the additional input, the source code of the subject under test, is required by HyLLFUZZ. The LLM is subsequently prompted to generate an input that satisfies these conditions (Section 3.4). The newly generated input is added to the seed corpus, assisting the greybox fuzzer in overcoming the roadblocks and improving overall coverage. The seed corpus thus forms the bridge between greybox fuzzing and LLM-based concolic execution.

3.2 Code Coverage Analysis

Generating Coverage Report. The first step of HyLLFUZZ is to analyze code coverage using inputs in the seed corpus generated by the greybox fuzzer. This aims to identify the path conditions that are reached but not yet satisfied by the greybox fuzzer, which may become potential solving targets for LLM-based concolic execution. While the greybox fuzzer logs branch coverage in a bitmap file saved in the seed corpus, HyLLFUZZ does not rely directly on this logging information for coverage analysis due to several considerations. The bitmap provides only an approximation measure of code coverage, introducing the path-collision problem [15], where different code branches may have the same branch IDs. Although there are methods to improve coverage precision, they typically require modifications to the greybox fuzzer and can further affect its performance, which is not the ideal solution. As a result, HyLLFUZZ maintains a separate code coverage report by analyzing the inputs in the seed corpus. The details of this process are illustrated in Algorithm 1.

While maintaining code coverage information, HyLLFUZZ performs the role of a coverage analyzer. During this process, HyLLFUZZ first builds the Abstract Syntax Tree (AST) for the source code of the program under test (line 3). Next, HyLLFUZZ retrieves the seeds from the seed corpus of the greybox fuzzer and executes each one to collect the corresponding execution trace. For the lines in the execution trace, HyLLFUZZ checks whether they represent path conditions (e.g., `if` statements or `switch` statements) (line 7). If a path condition is detected, HyLLFUZZ further checks which branches are covered by the execution trace (line 8). Simultaneously, it computes the total number of branches for this condition based on the AST, which is used to determine whether the branches for this condition are fully covered. This information is then added to the coverage report \mathcal{R} (line 9). Additionally, HyLLFUZZ records which seeds cover specific branches in \mathcal{R} , which facilitates generating the roadblock later.

It is worth noting that HyLLFUZZ only tracks path conditions that are reached by the seeds, whether fully or partially covered. The conditions that are completely unreachable are not maintained, as they are not solving targets for concolic execution. This follows the idea of traditional concolic

Algorithm 1: Analysis of Code Coverage and Roadblocks**Input** : Program under Test \mathcal{P} , Source Code C , Seed Corpus S **Globals** : Interestingness of Path Conditions \mathcal{I} **Output** : Code Coverage Report \mathcal{R}

```

1  $\mathcal{R} \leftarrow \emptyset; \mathcal{I} \leftarrow \emptyset$ 
2 func AnalyzeCodeCoverage():
3    $ast \leftarrow \text{BuildAST}(C)$ 
4   for  $seed \in S$  do
5      $trace \leftarrow \text{execute}(\mathcal{P}, seed)$ 
6     foreach  $line$  in  $trace$  do
7       if  $\text{isCond}(line, ast)$  then
8          $branch \leftarrow \text{AnalyzeCoveredBranch}(line, ast, trace)$ 
9          $\mathcal{R} \leftarrow \mathcal{R} \cup \{line, branch, seed\}$  ▷ Maintain code coverage status
10        if  $\text{isFullyCovered}(line, \mathcal{R})$  then  $\mathcal{I} \leftarrow \mathcal{I} \setminus line$ 
11        else if  $line \notin \mathcal{I}$  then  $\mathcal{I} \cup \{line, 0\}$  ▷ Maintain interestingness of path conditions
12 func RetrieveRoadblock():
13    $line \leftarrow \text{random}(\text{maxValue}(\mathcal{I}))$  ▷ Round-robin condition selection
14    $branch \leftarrow \text{GetCoveredBranch}(\mathcal{R}, line)$ 
15    $seed \leftarrow \text{GetSeedToBranch}(\mathcal{R}, line, branch)$ 
16    $\mathcal{I} \leftarrow \text{ReduceInterest}(\mathcal{I}, line)$  ▷ Reduce interestingness after selected
17   return Roadblock( $line, branch, seed$ )

```

execution. When solving conditions, the concolic execution engine negates and attempts to solve partially covered conditions to explore the neighborhood code paths.

Selecting a Roadblock. Furthermore, HyLLFUZZ continuously monitors whether the greybox fuzzer is unable to cover new code paths within the given time. To achieve this, it checks the time elapsed since finding the last code path from the fuzzing log. If the time exceeds the allotted period, HyLLFUZZ considers the greybox fuzzer has entered a coverage plateau. At this point, HyLLFUZZ identifies the path conditions that remain not fully covered by the greybox fuzzer. To minimize this overhead, HyLLFUZZ maintains these conditions in a separate structure \mathcal{I} during analysis (line 10).

To facilitate the selection of a path condition to solve, HyLLFUZZ maintains an “interestingness” value for each condition in \mathcal{I} , initially set to 0 (line 11). HyLLFUZZ then mainly follows the round-robin strategy for selecting a path condition, giving higher priority to those that have not yet been selected. Once a condition is selected, its interestingness value is decreased correspondingly (line 16). However, if solving a path condition leads to an increase of code coverage, as validated by the greybox fuzzer (illustrated in Section 3.4), its interestingness is increased, as solving it has the potential to cover more code. During condition selection, HyLLFUZZ prioritizes the conditions with the highest interestingness value (line 13).

After a condition is selected, HyLLFUZZ collects the branch coverage status (line 14). For example, for an if statement, it checks which branch (i.e., if or else) has been covered, with the goal of negating the branch condition later on. Additionally, it retrieves the seed that covered this branch (line 16). The selected path condition, its branch coverage status, and the corresponding seed together form the three entries of a *roadblock* (line 17).

Algorithm 2: Relevant Code Slice Generation**Input:** Program \mathcal{P} , execution trace $\mathcal{T} = \langle s_1, \dots, s_n, c \rangle$, target conditional c **Output:** Dynamic Slice \mathcal{S}

```

1 func BuildSlice():
2    $\mathcal{T}_{slice} \leftarrow \{\text{assert}(!c)\}$  ▷ Initialize sliced trace  $\mathcal{T}_{slice} \subseteq \mathcal{T}$ 
3    $Vars \leftarrow \text{getVars}(c)$  ▷ Initialize the variables of interest
4   for  $i \in n..1$  do
5     if  $s_i$  modifies any variable  $v \in Vars$ , or
6       any condition from  $s_i$  reads any  $v \in Vars$ 
7       then
8          $\mathcal{T}_{slice} \leftarrow \mathcal{T}_{slice} \cup \{s_i\}$  ▷ Add dependent statement  $s_i$ 
9          $Vars \leftarrow Vars \cup \text{getDependencies}(v, s_i)$ 
10   $\mathcal{S} \leftarrow \emptyset$ 
11  for  $s \in \mathcal{T}_{slice}$  do
12     $\mathcal{S} \leftarrow \mathcal{S} \cup \{s\} \cup \text{getContext}(\mathcal{P}, s)$  ▷ Add statements and context
13  return FlattenSlice( $\mathcal{S}$ )

```

3.3 Code Slice Generation

Once the roadblock is selected, the next step is to generate a representation of the relevant path constraint. Since our ultimate goal is LLM prompt generation, the path ought to be represented in the original source programming language, such as C, C++, or Java, which the LLM can directly reason over. Our approach differs from traditional concolic execution, which typically uses some translated representation of the path constraint, such as SMT formulae.

Algorithm. To achieve our goal, we propose a modified *dynamic back slicing* algorithm over a concrete execution trace, as shown in [Algorithm 2](#). The roadblock selected includes the target condition c and an input i that reaches this condition (see [Section 3.2](#)). We build an *execution trace* \mathcal{T} by executing the input i using a specially instrumented version of program \mathcal{P} . Here, the instrumented \mathcal{P} records the in-order sequence of executed statements into a trace file \mathcal{T} , stopping at the target condition c . Next, [Algorithm 2](#) is invoked to build a dynamic slice \mathcal{S} . Here, [line 1-line 9](#) show a modified algorithm of dynamic back slicing over the execution trace \mathcal{T} , by iterating over the statements in \mathcal{T} in reverse order, and including only statements with a data dependency to the condition c . Line 2 rewrites the target condition c into a negated assertion $\text{assert}(!c)$ based on the branch coverage status presented in the selected roadblock. This assertion represents the desired condition that the LLM-generated input ought to satisfy. Note that, [line 1-line 9](#) are a simplification for brevity. The real implementation also handles interprocedural control-flow (function calls and returns), declarations, parameters, and macro expansion.

The final step of [Algorithm 2](#) is to accumulate the slice from the sliced trace (see [line 10-line 13](#)). This essentially accumulates fragments from the original source file(s) into \mathcal{S} , represented as a set of source *file ranges*. First, for each statement $s \in \mathcal{T}_{slice}$, the algorithm accumulates the file range corresponding to the statement s . Next, the algorithm copies relevant *context* for s . Broadly, this includes all elements of the *Abstract Syntax Tree* (AST) corresponding to:

- (1) the *control-flow structure* enclosing s , including `if`-, `while`-, `for`-, and `switch`- statements;
- (2) the enclosing function definition, including types and parameters;
- (3) declarations (local and global) for each variable used by s ;
- (4) syntax necessary to parse any of the above, including braces (`{/}`) and semicolons (`;`).

You are an expert in concolic testing, working with a variant of concolic execution. In this variant, a new input is generated based on the code sliced from the program and the provided input.	①
I will provide the sliced code and an input. The provided input can be in a valid or broken format. Your task is to generate a new input that satisfies the assertion in the sliced code. The assertion is reached during execution with the provided input but is not satisfied.	②
Follow these steps to generate the new input: 1. Review the sliced code and the provided input. 2. Modify the input fields as needed or havoc the whole input to satisfy the assertion. 3. Generate a new input that satisfies the assertion.	
Note that, your task is not to correct the input format, but to generate a new input that satisfies the assertion.	③
The following is the sliced code and the provided input. Generate a new input based on the sliced code to satisfy the assertion, and your answer should be the generated input.	④
Please keep the same format with the given input. Write your answer in the consistent format: ``my_answer: <Put your answer here>``.	⑤
The sliced code is as follows: ``{sliced_code}```	⑥
The provided input is as follows: ``{seed_content}```	⑦

Fig. 4. Prompt template for generating new input based on the given input and relevant code slice.

Finally, the set of file ranges in *flattened* into a string suitable for prompt generation. This is essentially a post-processing step, and attempts to preserve the original file formatting and comments, where relevant.

Implementation. We have implemented a lightweight version of [Algorithm 2](#) on top of the *tree-sitter* parser framework, as a form of *AST-level slicing*. Conveniently, *tree-sitter* represents each syntactic object as a file range, necessary for slice accumulation ([line 10-line 13](#)). The algorithm also uses a lightweight *name resolution* heuristic, that identifies variables based on the declarations in scope. This approach is accurate for most code, and does not rely on heavyweight compiler infrastructure such as *clang* and *LLVM*.

3.4 LLM-based Input Generation

After collecting the relevant code slice, the LLM is prompted to generate a new path with the hope of satisfying these path constraints. The template of the prompt is shown in [Figure 4](#), and it consists of several parts circled by different numbers (① – ⑦).

The parts ①, ②, and ③ together form the system prompt. The part ① specifies the persona of the LLM as an expert in concolic testing working with a variant of concolic execution. Based on our observations, the LLM has sufficient knowledge about concolic execution, and *HyLLFUZZ* also simulates traditional concolic execution. Therefore, the part ① can help the LLM understand the whole task. The part ② gives a more detailed description of the task to resolve: generating a new input that satisfies the assertion in the sliced code. While the whole task of *HyLLFUZZ* is relatively complex and includes several steps, we prefer to use one single prompt to handle the whole task. Therefore, we add detailed instructions in part ③, which splits the whole task into several simpler sub-tasks and guides the LLM to solve the task step by step. To generate a new input, the LLM can choose to either slightly modify or havoc the given input. In addition, we instruct the LLM to

disregard format issues in the input and focus on solving the task itself. In practice, the LLM tends to correct input formatting before solving the task. Since most test cases generated by greybox fuzzing contain format errors, this guidance becomes necessary.

The parts ④ – ⑦ are included in the user prompt. The part ④ describes the task and highlights the answer is a concrete input instead of other formats (e.g., one program to generate inputs). Additionally, the part ④ can prevent the LLM from printing intermediate results, thereby reducing token usage. The part ⑤ further specifies the expected output format, which facilitates extracting the response and maintains reay-to-use generated inputs. The code slice and the given input are inserted into the parts ⑥ and ⑦, respectively, with delimiters to distinguish these contents. The given input is one that reaches but fails to satisfy the target path conditions. Our insight is that slightly modifying a few bytes can often satisfy the path conditions, which is simpler than generating a new input from scratch. However, if slight modifications cannot achieve the goal, havocing the input becomes necessary, though this is a secondary option. Furthermore, the provided input serves as an example to illustrate the correct input format (i.e., “one-shot” prompting) and offers more context to help the LLM reason through the task.

HyLLFUZZ adds the generated inputs into the seed corpus, where they can be automatically retrieved and executed by the greybox fuzzer. The greybox fuzzer is configured as a distributed fuzzer, with one key feature being its ability to analyze seeds from its collaborators. Once an input is generated, there is no additional validation before it is added to the seed corpus; instead, this task is delegated to the greybox fuzzer. The greybox fuzzer then evaluates whether the input is useful. The greybox fuzzer executes it and saves it if it covers new branches or discards it directly otherwise. While the LLM cannot guarantee the generated inputs that precisely satisfy the target conditions, the generated inputs can still provide meaningful seeds for the greybox fuzzer, which can further mutate and refine them.

4 EVALUATION

In this paper, we introduce HyLLFUZZ, designed to explore the potential of developing a lightweight concolic execution engine powered on LLMs. To evaluate the efficacy of HyLLFUZZ, we seek to answer the following research questions:

RQ.1 (Code Coverage) Can HyLLFUZZ cover more code than the baselines?

RQ.2 (Input Effectiveness) What proportion of inputs generated by HyLLFUZZ contribute to an increase in code coverage? How does this compare to the baselines?

RQ.3 (Time Consumption) How much time does each concolic execution run in HyLLFUZZ take to generate a single input? Is it faster than the baselines?

RQ.4 (Case Study) Can HyLLFUZZ expose the bug in the Jenkins subject released from the 2024 DARPA and ARPA-H’s Artificial Intelligence Cyber Challenge (AIXCC)?

4.1 Experimental Setup

Benchmark Programs. Table 1 presents the benchmark programs that are used in our evaluation to answer research questions RQ.1 to RQ.3. Our benchmark programs include three parsers (for JSON, XML, and Javascript inputs), two binutils utilities, and one GNU utility. We also show lines of code, GitHub stars, and the specific versions used in our evaluation. We selected these programs as our benchmark because they accept text-based inputs, and are widely used in existing works [1, 11, 22, 25, 37] to evaluate the performance of fuzzers.

Comparison Tools. As comparison tools, we selected AFL [38], QSYM [37] and INTRIGUER [11]. DRILLER [34] is the first hybrid fuzzer that combines greybox fuzzing and concolic execution;

Table 1. Detailed information about our benchmark programs for RQ.1 – RQ.3.

Subject	#LOC	#Stars	Version	Description
as-new	96.78k	546	v2.43	Binutils utility that assembles code into machine language
cflow	37.39k	-	v1.7.90	GNU utility that generates a call graph for C source files
cJSON	17.23k	10.7k	v1.7.18	Ultralightweight JSON parser
cxxfilt	96.78k	546	v2.43	Binutils utility that demangles C++ symbol names
libxml2	201.95k	583	v2.13.4	Widely-used XML parser
MuJS	16.77k	799	v1.3.5	Lightweight Javascript interpreter

however, it fails to scale to real-world software applications. QSYM and INTRIGUER improve concolic execution by incorporating fast symbolic emulation and constraint-solving strategies, enabling them to scale to real-world programs. These hybrid fuzzers all use AFL as the greybox fuzzer and integrate their own concolic execution engines. Therefore, we also integrate AFL into HYLLFUZZ to form a hybrid fuzzer for the purpose of comparison, although HYLLFUZZ is designed as a flexible plug-in that can work with any greybox fuzzers. In addition, we included AFL as a baseline tool to demonstrate the effectiveness of concolic execution engines.

There are other hybrid fuzzers, such as DIGFUZZ [39], MEUZZ [8], and PANGOLIN [18], that enhance hybrid fuzzing by implementing advanced seed selection and synchronization mechanisms. In principle, these optimizations could be integrated with any hybrid fuzzer, including HYLLFUZZ. In this evaluation, we focused on exploring the effectiveness of our LLM-based concolic execution engine and therefore chose not to include these optimization strategies in our comparisons.

Configuration Parameters. We utilized the *gpt-4o* model as the large language model, setting a maximum token limit of 4096 to achieve a balance between effectiveness and cost, and the temperature to 0.5 for precise and factual responses. To control API invocation costs, we limited the maximum number of queries to 3000. Additionally, to determine if the greybox fuzzer is stuck, we set a time threshold of 90 seconds; if the fuzzer fails to cover new code paths within this period, the concolic execution engine is triggered. This time frame aligns with the default settings used in comparison tools. Each experiment runs for 24 hours, and we report the average over 10 runs to mitigate the impact of randomness. All experiments were conducted on an Intel® Xeon® Platinum 8468V CPU with 192 logical cores clocked at 2.70GHz, 512GB of memory, and Ubuntu 22.04.3 LTS.

4.2 Code Coverage (RQ.1)

Method. The primary goal of hybrid fuzzers is to maximize code coverage, making it a key metric for evaluating the performance of hybrid fuzzers. Our evaluation measures the branch coverage achieved by HYLLFUZZ and the comparison tools. To ensure a fair comparison, we manually created random inputs as initial seeds and configured the same seeds for each fuzzer. Each fuzzer was run on each subject for 24 hours, repeated 10 times, and we reported the average results.

Results. Figure 5 illustrates the trends in average code branches over time achieved by AFL, INTRIGUER, QSYM and HYLLFUZZ. Surprisingly, we found that HYLLFUZZ significantly outperformed all the baselines on each subject. Initially, at the start of running, all four fuzzers covered a similar number of code branches on each subject. However, over time, HYLLFUZZ achieved substantially higher code coverage than all the baselines. Upon closer examination, we observed that AFL, without the help of concolic execution engines, got stuck after approximately three hours and was unable to cover new code paths anymore on most of the subjects (with the only exception of the

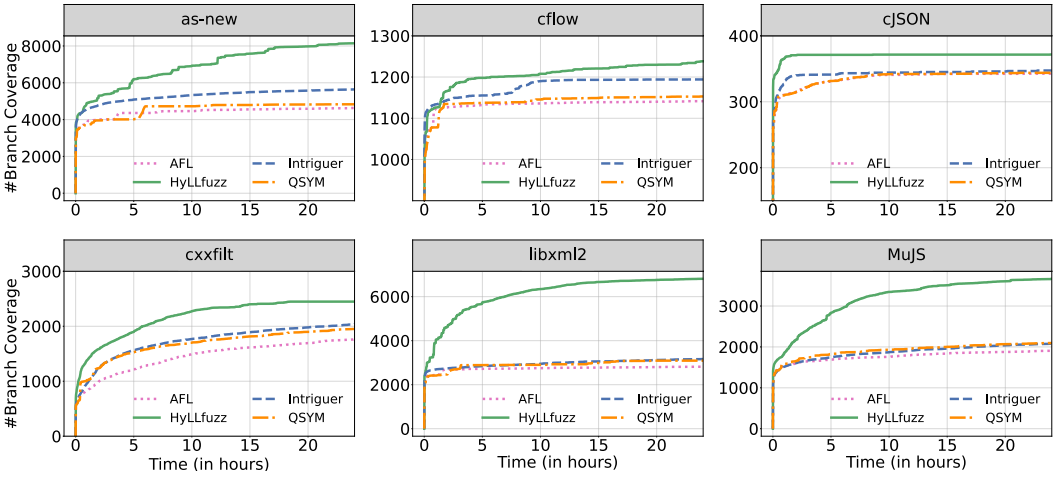


Fig. 5. Average code coverage over time by AFL, INTRIGUER, QSYM and HYLLFUZZ across 10 runs of 24 hours.

Table 2. Average number of branches covered by our tool HYLLFUZZ and baseline tools AFL, INTRIGUER, and QSYM over 10 runs of 24 hours.

Subject	HyLLFUZZ	Comparison with AFL			Comparison with INTRIGUER			Comparison with QSYM		
		AFL	Improv	Speed-up	INTRIGUER	Improv	Speed-up	QSYM	Improv	Speed-up
as-new	8145.2	4640.1	75.54%	33.49×	5640.2	44.41%	6.70×	4831.9	68.57%	25.71×
cflow	1238.2	1141.4	8.48%	16.74×	1194.1	3.69%	6.43×	1152.9	7.40%	14.55×
cJSON	371.7	342.6	8.49%	96.00×	347.4	6.99%	57.60×	343.9	8.08%	80.00×
cxxfilt	2448.4	1762.8	38.89%	6.73×	2039.1	20.07%	3.80×	1951.0	25.49%	4.39×
libxml2	6811.6	2819.3	141.61%	120.00×	3163.8	115.30%	49.66×	3092.3	120.28%	51.43×
MuJS	3666.0	1907.1	92.23%	20.28×	2078.0	76.42%	14.85×	2096.0	74.90%	14.69×
AVG	-	-	60.87%	48.87×	-	44.48%	23.17×	-	50.79%	31.80×

cxxfilt subject). INTRIGUER and QSYM could help AFL to cover more code, but they also quickly reached a coverage plateau, struggling to uncover additional code paths.

In contrast, HYLLFUZZ demonstrated a consistent increase in branch coverage over 24 hours, and even after 24 hours, HYLLFUZZ still had the potential to cover additional code. Here, the only exception to this trend was running on cJSON, where HYLLFUZZ also encountered the coverage plateau, even though achieving higher coverage than the baselines. Upon further analysis, we found that the greybox fuzzer frequently got stuck and then triggered the concolic execution engine to solve constraints. However, due to the query limit set for our experiment, HYLLFUZZ reached this after about two hours, stopping further constraint solving. When we increased the query limit from 3000 to 5000, HYLLFUZZ was able to delay the onset of the coverage plateau to five hours, covering additional code at the same time.

Table 2 shows the final code coverage of HYLLFUZZ compared to three baselines. We report the average number of branches covered by each fuzzer in 24 hours. To quantify the improvement of HYLLFUZZ over baselines, we report the percentage increase in terms of branch coverage in 24 hours (*Improv*), and how much faster HYLLFUZZ can achieve the same branch coverage as the baselines in 24 hours (*Speed-up*). Overall, HYLLFUZZ achieves 60.87% more branch coverage than

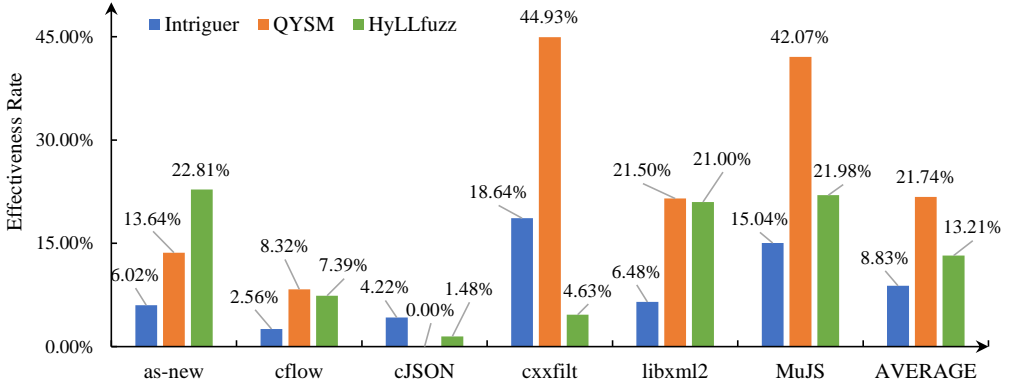


Fig. 6. Average percentage of effective inputs generated by INTRIGUER, QSYM, and HYLLFUZZ that cover new code paths across 10 runs of 24 hours.

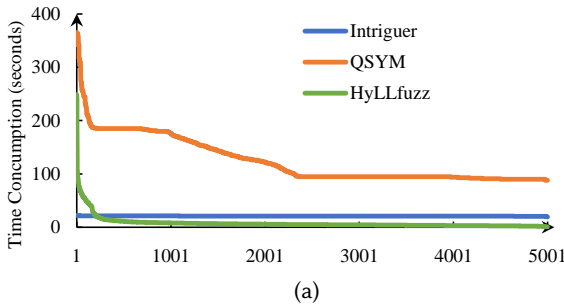
AFL, with improvements ranging from 8.49% to 141.61%. Compared to INTRIGUER and QSYM, HYLLFUZZ covers 44.87% and 50.79% more code branches, respectively. In addition, HYLLFUZZ covers the same number of branches 48.87× faster than AFL, 23.17× faster than INTRIGUER, and 31.80× faster than QSYM. To account for randomness, we measured the Vargha-Delaney [27] effect size \hat{A}_{12} , which indicates the probability that a random campaign of HYLLFUZZ outperforms a random campaign of baselines. Across all subjects, $\hat{A}_{12} = 1$ (i.e., $\hat{A}_{12} \geq 0.70$), which demonstrates a significant improvement of HYLLFUZZ over the baselines in terms of code coverage achieved.

HYLLFUZZ achieves significantly higher code coverage than AFL, INTRIGUER, and QSYM, covering 60.87%, 44.48%, and 50.79% more code on average, respectively. In addition, HYLLFUZZ achieves the same number of branches 48.87 times, 23.17 times, and 31.80 times faster than these baselines.

4.3 Input Effectiveness (RQ.2)

Method. In this experiment, we evaluated the proportion of inputs generated by HYLLFUZZ that effectively increase code coverage. Here, “effective” inputs are defined as those capable of covering new code paths. To collect this data, we measured the number of inputs generated by HYLLFUZZ that the greybox fuzzer identified as “interesting” (i.e., covering new code paths upon evaluation), and then calculated the percentage of these inputs relative to the total inputs generated. In addition, we measured the proportion of effective inputs generated by INTRIGUER and QSYM for comparison. Although concolic execution generally aims to produce effective inputs, INTRIGUER and QSYM incorporate various optimizations to balance time efficiency and input effectiveness, making it worthwhile to measure their effective input proportions as well.

Results. Figure 6 shows the percentage of effective inputs generated by INTRIGUER, QSYM, and HYLLFUZZ on each subject, respectively, along with their averages. On average, 13.21% of inputs generated by HYLLFUZZ are effective in increasing code coverage, ranging from 1.48% to 22.81%. This percentage is relatively high for fuzzing, which also enables HYLLFUZZ capability to explore more code as demonstrated in RQ.1. Interestingly, the average percentage of HYLLFUZZ even surpasses that of INTRIGUER (i.e., 8.83%), though it remains below that of QSYM (i.e., 21.74%). On the subjects as-new, cflow, and libxml2, HYLLFUZZ performs nearly optimally. Only on cxxfilt, the effective input percentage of HYLLFUZZ (4.63%) falls obviously below that of INTRIGUER (18.64%) and QSYM (44.93%). On remaining subjects, the performance of HYLLFUZZ lies between these two baselines.



HyLLFUZZ	vs INTRIGUER		vs QSYM	
Med	Med	Speedup	Med	Speedup
4.97	20.95	4.22×	95.00	19.11×
Avg	Avg	Speedup	Avg	Speedup
7.66	20.96	2.74×	125.26	16.35×

Fig. 7. Time used by INTRIGUER, QSYM, and HYLLFUZZ for each run of concolic execution (seconds).

On average, 13.21% of inputs generated by HYLLFUZZ effectively explore new code paths, compared to 8.83% for INTRIGUER and 21.74% for QSYM.

4.4 Time Consumption (RQ.3)

In this experiment, we measured the time consumed by each concolic execution run in INTRIGUER, QSYM, and HYLLFUZZ. To do this, we randomly sampled 5000 concolic execution runs across all subjects. Figure 7(a) shows time consumption for each fuzzer within these sampled runs, while Figure 7(b) shows both the average time and median time consumption. As we can see, HYLLFUZZ can substantially reduce time consumption compared to the baselines, although they adopt optimization strategies.

Each concolic execution run in HYLLFUZZ takes 4.97 seconds in the median, which is 4.22 times and 19.11 times faster than that of INTRIGUER and QSYM, respectively.

4.5 Case Study (RQ.4)

In the previous research questions, we evaluated the performance of HYLLFUZZ on C/C++ programs in combination with AFL. HYLLFUZZ has also been adapted for testing programs written in other programming languages and combined with other greybox fuzzers. We conducted a case study on the Jenkins² subject, which is written in Java, by integrating the greybox fuzzer JAZZER [12] (designed for fuzzing Java programs) into HYLLFUZZ. For this study, we selected the bug released from the DARPA and ARPA-H's Artificial Intelligence Cyber Challenge (AIXCC)³ in 2024. The details of the simplified bug for the Jenkins subject are shown in Figure 8.

The bug occurs on line 33 in Figure 8. To reach this location, the input must satisfy several constraints. In constraint ①, the input data is split by the symbol “\0”, and the resulting parts must have a length of 3. Once this condition is met, the input passes the first constraint and triggers the execution of code snippet ②. Although no new constraints are introduced in ②, it mocks the behavior of a request that appears in the subsequent code. Any concolic execution engines should properly reason over these behaviors. Following this, the function `doExecCommandUtils` is invoked, with the three input parts passed as its arguments: `parts[0]` corresponds to `req`, and `parts[1]` corresponds to `resp`, and `parts[2]`. Upon entering this function, to satisfy the constraint 3, the request value (i.e., `parts[0]`) must contain the string “x-evil-backdoor”. The return value is then assigned to the variable `backdoorValue` (line 30), which is derived from

²Available at <https://www.jenkins.io/>

³Available at <https://aicyperchallenge.com/>

```

1 public static void fuzzerTestOneInput(byte[] data) throws Exception {
2     String whole = new String(data);
3     String[] parts = whole.split("\0");
4     if (parts.length == 3) {
5         UtilMain nw = new UtilMain(); Jenkins mockJ = Mockito.mock(Jenkins.class);
6         when(mockJ.hasPermission(Jenkins.ADMINISTER)).thenReturn(false);
7         nw.jenkin = mockJ;
8         try { ...
9             HttpServletRequest mockRequest = Mockito.mock(HttpServletRequest.class);
10            List<String> headerNamesList = new ArrayList<>();
11            headerNamesList.add(parts[0]);
12            Enumeration<String> headerNamesEnumeration = Collections.enumeration(headerNamesList);
13            when(mockRequest.getHeaderNames()).thenReturn(headerNamesEnumeration);
14            when(mockRequest.getHeader(parts[0])).thenReturn(parts[1]);
15
16            RequestImpl req = new RequestImpl(replacer.stapler, mockRequest, Collections.emptyList(), null);
17            replacer.setCurrentRequest(req);
18            HttpServletResponse mockResp = Mockito.mock(HttpServletResponse.class);
19            ResponseImpl resp = new ResponseImpl(replacer.stapler, mockResp);
20            replacer.setCurrentResponse(resp);
21
22            nw.doexecCommandUtils(parts[2], req, resp);
23        } } }

```

Mock Behavior of a Request ②

```

24 public void doexecCommandUtils(String cmdSeq2, StaplerRequest request, StaplerResponse response)
25     throws ServletException, IOException, BadCommandException {
26
27     boolean isAllowed = jenkins().hasPermission(Jenkins.ADMINISTER);
28     byte[] sha256 = DigestUtils.sha256("breakin the law");
29     if (containsHeader(request.getHeaderNames(), "x-evil-backdoor") {
30         String backdoorValue = request.getHeader("x-evil-backdoor");
31         byte[] providedHash = DigestUtils.sha256(backdoorValue);
32         if (MessageDigest.isEqual(sha256, providedHash)) {
33             //Vulnerable Location
34         }
35     } } }

```

Fig. 8. Case study the bug from the Jenkins subject released in the 2024 DARPA and ARPA-H’s Artificial Intelligence Cyber Challenge (AlxCC).

`parts[1]` (line 14). This value is hashed using the `sha256` function (line 31), and the resulting hash must match the hash of “breakin the law” to satisfy the final constraint ④.

To expose the bug, the greybox fuzzer can generate inputs to reach code line 29; however, it is almost impossible to generate correct inputs to satisfy the constraint ③. At this point, HyLLFUZZ is invoked to identify this roadblock, slice the relevant code, and prompt the LLM to generate inputs. In our evaluation, we are surprised to find HyLLFUZZ has no difficulty in breaking this roadblock. In the following, HyLLFUZZ is iteratively involved to reach deeper and deeper code locations (e.g., line 32). Based on our observations, traditional concolic execution engines have nearly no chance of exposing this bug. Constraint ④ is related to a one-way function, which is unsolvable by traditional approaches. In addition, satisfying constraint ③ requires precise reasoning over code ②, which also poses another significant challenge.

5 THREATS TO VALIDITY

Construct Validity. A potential threat to construct validity is the input leakage and memorization of LLMs. To mitigate this risk, we manually created random inputs as initial seeds for hybrid

fuzzing, which are unlikely to be part of the LLM’s training dataset. Since the new inputs generated by HYLLFUZZ are based on initial seeds (as shown in Figure 2), this threat becomes minimal. In addition, we conducted the case study on the adapted Jenkins subject, which was released by AIXCC after the gpt-4o snapshot. In this study, HYLLFUZZ demonstrated consistent performance, which further suggests that its capabilities are not simply derived from LLM memorization.

Internal Validity. We identified two primary threats to internal validity: implementation correctness and the randomness of our results. To address the threat of implementation correctness, two authors conducted an in-depth analysis of the code, and we will publicly release the implementation of HYLLFUZZ, along with the scripts and evaluation data needed to reproduce our results. To minimize the effect of randomness, we followed community suggestions on fuzzing experimental design [3, 21], repeated all experiments 10 times, and reported the average results as our final data and the Vargha-Delaney effect size \hat{A}_{12} .

External Validity. In this paper, we explored the potential of developing a lightweight concolic execution engine powered by LLMs to assist hybrid fuzzing. Our evaluation results on subjects with diverse input types indicate that this approach holds promise. However, our findings are limited to text-based inputs and may not be generalized to other types of inputs, as current LLMs face challenges in generating non-text inputs. Furthermore, HYLLFUZZ depends on LLMs to generate inputs, which are subject to token limits, potentially limiting the effectiveness of HYLLFUZZ in testing programs that require extremely long inputs. Our evaluations were conducted using the GPT-4o model, which has shown potential in supporting our tasks; however, the applicability of HYLLFUZZ might vary with other LLMs or future model versions. Lastly, since HYLLFUZZ relies on slicing path constraints directly from the source code, its applicability is currently restricted to open-source software. For closed-source programs, HYLLFUZZ cannot be applied to test them.

6 RELATED WORK

Hybrid Fuzzing. Hybrid fuzzing was first introduced through hybrid concolic testing [23], which combines random testing with concolic execution. DRILLER [34] was the first tool to integrate greybox fuzzing with concolic execution, demonstrating effectiveness in uncovering vulnerabilities in DARPA’s Cyber Grand Challenge (CGC) subjects. However, DRILLER struggles to scale to large real-world programs due to the performance bottlenecks inherent in concolic execution. To address this limitation, QSYM [37] introduces fast symbolic emulation, accelerated constraint solving, and efficient environment modeling. Building on this, INTRIGUER [11] further improves performance by adopting field-level constraint solving. However, these approaches still require language translation, making symbolic emulation time-consuming. With recent advancements in large language models (LLMs), we explore the potential to eliminate the need for language translation, enabling a lightweight concolic execution framework.

In contrast to improving the performance of concolic execution, several hybrid fuzzers [8, 18, 39] aim to enhance seed synchronization and scheduling. DIGFUZZ [39] employs a Monte Carlo-based probabilistic path prioritization model to guide concolic execution in solving the most challenging paths. MEUZZ [8] leverages machine learning to predict which seeds are likely to yield better fuzzing results, while PANGOLIN [18] preserves exploration states to guide mutation and constraint solving. These general strategies are applicable to various hybrid fuzzers, including our tool, to enhance overall performance.

CONCOLIC EXECUTION. DART [16] is the first concolic testing tool, pioneering the combination of concrete and symbolic execution to incrementally generate test inputs. CUTE [32] extends DART to handle multithreaded programs. EXE [6] performs mixed concrete and symbolic execution, while

KLEE [5] is a redesign of EXE that can check a large number of different software systems. S2E [10] applies concolic execution to binary code. These foundational works lay the groundwork for concolic execution, from the core concept to real-world use. Our tool follows the principles of traditional concolic execution, but we explore the potential to bypass language translation by leveraging recent advances in LLMs.

With the increase of real-world programs in size and complexity, concolic execution shows limitations in checking large programs, such as significant time overhead from symbolic emulation and constraint solving, as well as the manual effort required in environment modeling. To scale to large real-world programs, several optimizations are proposed to address these limitations. QSYM [37] uses concrete execution to model external environments and collects an incomplete set of constraints to improve efficiency. INTRIGUER [11] uses solvers for complicated constraints only, and lowers the priority of the instructions that use a wide range of input offsets. While these optimizations reduce time overhead and modeling efforts, they also compromise the performance of concolic execution as demonstrated in our evaluation. Our tool seeks to address these limitations at their core by leveraging the knowledge of the LLMs. The recent study [19] shows that LLMs can reason over constraints comparably to traditional tools like KLEE [5] in toy programs and even outperform them in programs with implicit data flow or out-of-code constraints. These findings further validate the feasibility of our approach.

LLM-based Test Generation. Recent studies [30, 36] have investigated the capabilities of LLMs in assisting automatic unit test generation. Existing works use the LLMs to generate unit tests for programs in different programming languages. For example, TESTPILOT [31] prompts the LLMs to generate JavaScript unit tests, while CHATUNITEST [9] focuses on Java unit tests. Similarly, COVERUP [28] and SYMPROMPT [29] guide the LLMs to generate unit tests for Python programs. These prompts include natural language descriptions of the intended code functionality, the expected properties, and signatures and path constraints of methods under test. Different from our approach, these works primarily aim to improve the quality and effectiveness of unit tests.

The LLMs have also been employed in various fuzzers to enhance fuzz testing techniques. TITANFUZZ [13] uses the LLMs to generate test cases for deep learning software libraries. CHATAFL [24] uses the LLMs to enhance testing for network protocols. LLM4FUZZ [33] uses the LLMs to improve test case generation while fuzzing smart contracts. FUZZ4ALL [35] advances compiler testing by leveraging LLMs. These approaches exploit the extensive knowledge of LLMs in domains like libraries, protocols, and user specifications to enhance fuzzing seed generation. In our approach, we explore the possibility of developing a lightweight concolic execution engine using the LLMs to enhance the performance of hybrid fuzzing.

7 CONCLUSION

In this paper, we introduce HYLLFUZZ, a hybrid fuzzer that combines an intelligent yet lightweight concolic execution powered by large language models (LLMs) with greybox fuzzing. Leveraging the recent advances in LLMs, HYLLFUZZ explores the potential of achieving the effect of concolic execution without having to compute and solve symbolic constraints. In our evaluation, HYLLFUZZ demonstrates strong promise in terms of effectiveness, efficiency, and usability. Our evaluation results show that HYLLFUZZ can cover 44.48%–60.87% more code branches than baselines, and reduces the time consumption for each concolic execution run by 4–19 times. In addition, HYLLFUZZ avoids the combination of heavy symbolic execution infrastructure, which naturally enhances the usability of hybrid fuzzing and lowers the entry barrier.

REFERENCES

- [1] Cornelius Aschermann, Sergej Schumilo, Tim Blazytko, Robert Gawlik, and Thorsten Holz. Redqueen: Fuzzing with input-to-state correspondence. In *Proceedings of the 2019 Network and Distributed System Security Symposium (NDSS)*, volume 19, pages 1–15, 2019.
- [2] Marcel Böhme, Cristian Cadar, and Abhik Roychoudhury. Fuzzing: Challenges and reflections. *IEEE Software*, 38(3):79–86, 2020.
- [3] Marcel Böhme, László Szekeres, and Jonathan Metzman. On the reliability of coverage-based fuzzer benchmarking. In *Proceedings of the 44th International Conference on Software Engineering (ICSE)*, pages 1621–1633, 2022.
- [4] M. Böhme, C. Cadar, and A. Roychoudhury. Fuzzing: Challenges and reflections. *IEEE Software*, 38(3), 2021.
- [5] Cristian Cadar, Daniel Dunbar, Dawson R Engler, et al. Klee: Unassisted and automatic generation of high-coverage tests for complex systems programs. In *Proceedings of the 8th USENIX Symposium on Operating Systems Design and Implementation (OSDI)*, pages 209–224, 2008.
- [6] Cristian Cadar, Vijay Ganesh, Peter M Pawlowski, David L Dill, and Dawson R Engler. Exe: Automatically generating inputs of death. *ACM Transactions on Information and System Security (TISSEC)*, 12(2):1–38, 2008.
- [7] Cristian Cadar and Koushik Sen. Symbolic execution for software testing: three decades later. *Communications of the ACM*, 56(2):82–90, 2013.
- [8] Yaohui Chen, Mansour Ahmadi, Boyu Wang, Long Lu, et al. {MEUZZ}: Smart seed scheduling for hybrid fuzzing. In *Proceedings of the 23rd International Symposium on Research in Attacks, Intrusions and Defenses (RAID)*, pages 77–92, 2020.
- [9] Yinghao Chen, Zehao Hu, Chen Zhi, Junxiao Han, Shuiguang Deng, and Jianwei Yin. Chatunitest: A framework for llm-based test generation. In *Companion Proceedings of the 32nd ACM International Conference on the Foundations of Software Engineering (FSE)*, pages 572–576, 2024.
- [10] Vitaly Chipounov, Volodymyr Kuznetsov, and George Candea. S2e: A platform for in-vivo multi-path analysis of software systems. In *Proceedings of the 16th International Conference on Architectural Support for Programming Languages and Operating Systems (ASPLOS)*, pages 265–278, 2011.
- [11] Mingi Cho, Seoyoung Kim, and Taekyoung Kwon. Intriguer: Field-level constraint solving for hybrid fuzzing. In *Proceedings of the 2019 ACM SIGSAC Conference on Computer and Communications Security (CCS)*, pages 515–530, 2019.
- [12] Code-Intelligence. Coverage-guided, in-process fuzzing for the jvm. <https://github.com/CodeIntelligenceTesting/jazzer>.
- [13] Yinlin Deng, Chunqiu Steven Xia, Haoran Peng, Chenyuan Yang, and Lingming Zhang. Large language models are zero-shot fuzzers: Fuzzing deep-learning libraries via large language models. In *Proceedings of the 32nd ACM SIGSOFT international symposium on software testing and analysis (ISSTA)*, pages 423–435, 2023.
- [14] Andrea Fioraldi, Dominik Maier, Heiko Eißfeldt, and Marc Heuse. AFL++ : Combining incremental steps of fuzzing research. In *Proceedings of the 14th USENIX Workshop on Offensive Technologies*, 2020.
- [15] Shuitao Gan, Chao Zhang, Xiaojun Qin, Xuwen Tu, Kang Li, Zhongyu Pei, and Zuoning Chen. Collafi: Path sensitive fuzzing. In *Proceedings of the 39th IEEE Symposium on Security and Privacy (IEEE S&P)*, pages 679–696, 2018.
- [16] Patrice Godefroid, Nils Klarlund, and Koushik Sen. Dart: Directed automated random testing. In *Proceedings of the 2005 ACM SIGPLAN conference on Programming language design and implementation (PLDI)*, pages 213–223, 2005.
- [17] Xinyi Hou, Yanjie Zhao, Yue Liu, Zhou Yang, Kailong Wang, Li Li, Xiapu Luo, David Lo, John Grundy, and Haoyu Wang. Large language models for software engineering: A systematic literature review. *ACM Transactions on Software Engineering and Methodology*, 2023.
- [18] Heqing Huang, Peisen Yao, Rongxin Wu, Qingkai Shi, and Charles Zhang. Pangolin: Incremental hybrid fuzzing with polyhedral path abstraction. In *Proceedings of the 41st IEEE Symposium on Security and Privacy (IEEE S&P)*, pages 1613–1627, 2020.
- [19] Zongze Jiang, Ming Wen, Jialun Cao, Xuanhua Shi, and Hai Jin. Towards understanding the effectiveness of large language models on directed test input generation. In *Proceedings of the 39th IEEE/ACM International Conference on Automated Software Engineering (ASE)*, pages 1408–1420, 2024.
- [20] Timotej Kapus and Cristian Cadar. A segmented memory model for symbolic execution. In *Proceedings of the 27th ACM Joint Meeting on European Software Engineering Conference and Symposium on the Foundations of Software Engineering (ESEC/FSE)*, pages 774–784, 2019.
- [21] George Klees, Andrew Ruef, Benji Cooper, Shiyi Wei, and Michael Hicks. Evaluating fuzz testing. In *Proceedings of the 2018 ACM SIGSAC conference on computer and communications security (CCS)*, pages 2123–2138, 2018.
- [22] Yuwei Li, Shouling Ji, Yuan Chen, Sizhuang Liang, Wei-Han Lee, Yueyao Chen, Chenyang Lyu, Chunming Wu, Raheem Beyah, Peng Cheng, et al. {UNIFUZZ}: A holistic and pragmatic {Metrics-Driven} platform for evaluating fuzzers. In *Proceedings of the 30th USENIX Security Symposium (USENIX Security)*, pages 2777–2794, 2021.
- [23] Rupak Majumdar and Koushik Sen. Hybrid concolic testing. In *Proceedings of the 29th International Conference on Software Engineering (ICSE)*, pages 416–426, 2007.

- [24] Ruijie Meng, Martin Mirchev, Marcel Böhme, and Abhik Roychoudhury. Large language model guided protocol fuzzing. In *Proceedings of the 31st Annual Network and Distributed System Security Symposium (NDSS)*, 2024.
- [25] Jonathan Metzman, László Szekeres, Laurent Simon, Read Sprabery, and Abhishek Arya. Fuzzbench: an open fuzzer benchmarking platform and service. In *Proceedings of the 29th ACM joint meeting on European software engineering conference and symposium on the foundations of software engineering (ESEC/FSE)*, pages 1393–1403, 2021.
- [26] Philipp Mondorf and Barbara Plank. Beyond accuracy: Evaluating the reasoning behavior of large language models—a survey. *arXiv preprint arXiv:2404.01869*, 2024.
- [27] Geoffrey Neumann, Mark Harman, and Simon Poulding. Transformed vargha-delaney effect size. In *Proceedings of Search-Based Software Engineering: 7th International Symposium*, pages 318–324, 2015.
- [28] Juan Altmayer Pizzorno and Emery D Berger. Coverup: Coverage-guided llm-based test generation. *arXiv preprint arXiv:2403.16218*, 2024.
- [29] Gabriel Ryan, Siddhartha Jain, Mingyue Shang, Shiqi Wang, Xiaofei Ma, Murali Krishna Ramanathan, and Baishakhi Ray. Code-aware prompting: A study of coverage-guided test generation in regression setting using llm. *Proceedings of the ACM on Software Engineering*, 1(FSE):951–971, 2024.
- [30] Max Schäfer, Sarah Nadi, Aryaz Eghbali, and Frank Tip. An empirical evaluation of using large language models for automated unit test generation. *IEEE Transactions on Software Engineering*, 2023.
- [31] Max Schäfer, Sarah Nadi, Aryaz Eghbali, and Frank Tip. An empirical evaluation of using large language models for automated unit test generation. *IEEE Transactions on Software Engineering*, 2023.
- [32] Koushik Sen, Darko Marinov, and Gul Agha. Cute: A concolic unit testing engine for c. *ACM SIGSOFT Software Engineering Notes*, 30(5):263–272, 2005.
- [33] Chaofan Shou, Jing Liu, Doudou Lu, and Koushik Sen. Llm4fuzz: Guided fuzzing of smart contracts with large language models. *arXiv preprint arXiv:2401.11108*, 2024.
- [34] Nick Stephens, John Grosen, Christopher Salls, Andrew Dutcher, Ruoyu Wang, Jacopo Corbetta, Yan Shoshitaishvili, Christopher Kruegel, and Giovanni Vigna. Driller: Augmenting fuzzing through selective symbolic execution. In *Proceedings of the 2016 Network and Distributed System Security Symposium (NDSS)*, volume 16, pages 1–16, 2016.
- [35] Chunqiu Steven Xia, Matteo Paltenghi, Jia Le Tian, Michael Pradel, and Lingming Zhang. Fuzz4all: Universal fuzzing with large language models. In *Proceedings of the IEEE/ACM 46th International Conference on Software Engineering (ICSE)*, pages 1–13, 2024.
- [36] Lin Yang, Chen Yang, Shutao Gao, Weijing Wang, Bo Wang, Qihao Zhu, Xiao Chu, Jianyi Zhou, Guangtai Liang, Qianxiang Wang, et al. On the evaluation of large language models in unit test generation. In *Proceedings of the 39th IEEE/ACM International Conference on Automated Software Engineering (ASE)*, pages 1607–1619, 2024.
- [37] Insu Yun, Sangho Lee, Meng Xu, Yeongjin Jang, and Taesoo Kim. {QSYM}: A practical concolic execution engine tailored for hybrid fuzzing. In *Proceedings of the 27th USENIX Security Symposium (USENIX Security)*, pages 745–761, 2018.
- [38] Michał Zalewski. AFL. <https://lcamtuf.coredump.cx/afl/>.
- [39] Lei Zhao, Yue Duan, and Jifeng XUAN. Send hardest problems my way: Probabilistic path prioritization for hybrid fuzzing. In *Proceedings of the 2019 Network and Distributed System Security Symposium (NDSS)*, 2019.