

# Multi-modal, Multi-task, Multi-criteria Automatic Evaluation with Vision Language Models

Masanari Ohi<sup>1</sup>, Masahiro Kaneko<sup>2,1</sup>, Naoaki Okazaki<sup>1</sup>, Nakamasa Inoue<sup>1</sup>

<sup>1</sup>Institute of Science Tokyo, <sup>2</sup>MBZUAI

## Abstract

Vision-language models (VLMs) have shown impressive abilities across a range of multi-modal tasks. However, existing metrics for evaluating the quality of text generated by VLMs typically focus on an overall evaluation for a specific task, such as image captioning. While the overall evaluation is essential for any task, the criteria prioritized can differ depending on the task, making it challenging for current metrics to adapt to multi-task scenarios. To address this limitation, we propose HarmonicEval, a reference-free comprehensive evaluation metric that aggregates criterion-wise scores to produce the overall score in a bottom-up manner. Furthermore, we construct the Multi-task Multi-criteria Human Evaluation (MMHE) dataset, which comprises 18,000 expert human judgments across four multi-modal tasks. Our experiments demonstrate that HarmonicEval achieves higher correlations with human judgments than conventional metrics while providing numerical scores for each criterion<sup>1</sup>.

## 1 Introduction

Automatic evaluation of text generated by vision-language models (VLMs) is essential for improving their performance across various multi-modal tasks, such as image captioning and visual question answering (Hessel et al., 2021; Lee et al., 2024b). As the range of tasks that VLMs can perform continues to expand, developing specialized evaluation metrics for each task becomes increasingly difficult. Hence, a comprehensive metric capable of evaluating text across multiple tasks is highly desirable. However, most existing metrics focus on measuring the overall quality of text within a specific task, limiting their applicability in multi-task settings (see Figure 1 (a)).

Existing metrics that provide only overall scores (Papineni et al., 2002; Zhang et al., 2020;

<sup>1</sup>Our code and data will be available publicly.

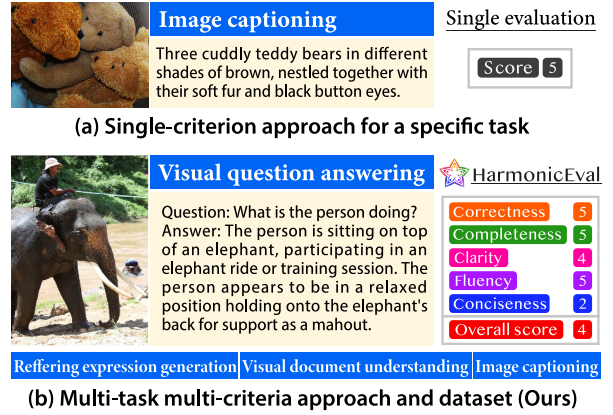


Figure 1: **Multi-task and multi-criteria evaluation.** (a) Conventional single-criterion approach focuses on a single task, such as image captioning. (b) HarmonicEval integrates multiple criteria to provide overall scores. MMHE dataset consists of 18,000 expert human judgments across four multi-modal tasks and five criteria.

Hessel et al., 2021) often prioritize specific evaluation criteria, as discussed in previous studies (Kasai et al., 2022; Fabbri et al., 2021). For example, metrics for evaluating image captions typically prioritize correctness and completeness over conciseness and fluency. When these metrics are applied to other tasks, such as visual question answering, they tend to overvalue verbose or unnatural responses. To address this limitation, integrating multiple evaluation criteria to predict the overall score, a concept we refer to as *comprehensive evaluation*, holds significant potential for a more comprehensive assessment in multi-task scenarios. However, this approach remains underexplored due to the lack of meta-evaluation datasets that provide human judgment annotations across multiple tasks and criteria. This motivates us to introduce a novel evaluation metric with a new dataset in this paper.

First, we propose HarmonicEval, a reference-free harmonic evaluation metric for multiple multi-modal tasks. As shown in Figure 1 (b), HarmonicEval integrates multiple criteria to produce the

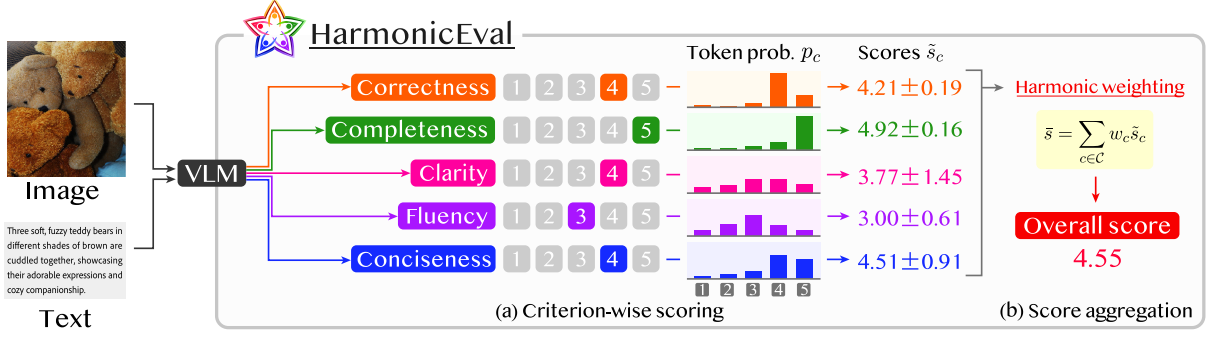


Figure 2: HarmonicEval framework consists of two steps. (a) Criterion-wise scoring is performed by prompting a VLM to evaluate the input text based on each criterion, followed by score smoothing to improve robustness based on the first-order statistics. (b) Score aggregation produces an overall score using harmonic weighting based on the second-order statistics, aiming to reduce statistical fluctuations.

overall score in a bottom-up manner. Specifically, the evaluation pipeline consists of two steps: 1) criterion-wise scoring, where a VLM is prompted to evaluate the input text based on each specific criterion, and 2) score aggregation, where the overall score is calculated from the criterion-wise scores. For score aggregation, we introduce a novel harmonic weighting scheme that automatically determines weight coefficients based on the second-order statistics of the output token probability distributions.

Second, we introduce the multi-task multi-criteria human evaluation (MMHE) dataset, the first meta-evaluation dataset that provides human judgment annotations across multiple criteria and multiple multi-modal tasks. Specifically, MMHE consists of 18,000 expert human judgments on five criteria for four diverse tasks: referring expression generation (REG), visual question answering (VQA), visual document understanding (VDU), and image captioning (IC). This dataset serves as a benchmark for assessing the generalizability of automatic evaluation metrics.

Our experiments on MMHE show that HarmonicEval achieves higher correlations with human judgments than conventional metrics, while also providing criterion-specific scores that highlight areas for improvement. Furthermore, we demonstrate that HarmonicEval achieves state-of-the-art or comparable performance in conventional image caption evaluation scenarios across five widely used datasets that provide only overall judgments: Flickr8k-EX / CF (Hodosh et al., 2013), Composite (Aditya et al., 2018), PASCAL-50S (Vedantam et al., 2015), and FOIL (Shekhar et al., 2017). In summary, our key contributions are threefold:

- We propose HarmonicEval, a novel reference-

free metric for harmonic evaluation across multiple multi-modal tasks.

- We introduce MMHE, the first multi-task multi-criteria human evaluation dataset, consisting of 18,000 expert judgments spanning four multi-modal tasks and five evaluation criteria.
- We demonstrate the effectiveness of HarmonicEval on MMHE and five conventional image captioning datasets. In addition, we conduct the first in-depth analysis of how existing metrics implicitly prioritize different evaluation criteria.

## 2 HarmonicEval

As shown in Figure 2, the pipeline of HarmonicEval consists of two steps: criterion-wise scoring (§2.1) and score aggregation (§2.2).

### 2.1 Criterion-wise scoring

In this step, a VLM is employed as an evaluator and prompted to generate evaluation scores on each criterion independently. Let  $t$  be an input text to be evaluated, such as an image caption for the IC task. The evaluation process to obtain criterion-wise scores  $s_c$  is formulated as  $s_c = f([p_c, t], x)$ , where  $c$  is a criterion,  $x$  is an input image,  $f$  is a VLM,  $p_c$  is a prompt, and  $[\cdot]$  denotes textual concatenation. To improve alignment with human judgements, score smoothing (Liu et al., 2023b; Lee et al., 2024b) is applied as  $\tilde{s}_c = \sum_{r \in R} r P(r | [p_c, t], x)$  where  $P(r | [p_c, t], x)$  is the output token probability of for token  $r$  assigned by the VLM, and  $R$  is a set of ratings.

### 2.2 Score aggregation

To aggregate the criterion-wise scores  $\tilde{s}_c$ , we introduce harmonic weighting, a novel approach that

leverages the second-order statistics of the output token probability distributions to adaptively determine the weight coefficients for aggregation. Compared to simple averaging, our aggregation approach aims to better align with human evaluation by dynamically emphasizing more reliable scores based on the input. Specifically, the overall score  $S$  is computed as

$$S = \sum_{c \in \mathcal{C}} w_c \tilde{s}_c, \quad w_c = \frac{1}{H} \sigma_c^{-2(1-\gamma)/\gamma}, \quad (1)$$

where  $w_c$  is a weight coefficient,  $\mathcal{C}$  is a set of criteria,  $\sigma_c$  is the standard deviation of the criterion-wise score given by

$$\sigma_c = \sqrt{\sum_{r \in R} (r - \tilde{s}_c)^2 P(r \mid [p_c, t], \mathbf{x})}, \quad (2)$$

and  $H = \sum_{c \in \mathcal{C}} \sigma_c^{-2(1-\gamma)/\gamma}$  is the harmonic mean of the variances with a hyperparameter  $\gamma$ . Smaller values of  $\sigma_c$  can be interpreted as indicating higher confidence in the evaluation of  $c$ . The role of hyperparameter  $\gamma$  is to bridge three weighting strategies: uniform weighting, inverse variance weighting and selective weighting as detailed below.

**Uniform weighting.** When  $\gamma = 1$ , harmonic weighting reduces to uniform weighting  $w_c = 1/|\mathcal{C}|$ . This is effective when all criterion-wise scores are equally reliable in determining the overall score. However, this does not provide the best estimator as observed variances are ignored in aggregation.

**Inverse variance weighting.** When  $\gamma = 0.5$ , harmonic weighting reduces to inverse variance weighting  $w_c \propto \sigma_c^{-2}$ . This provides the best linear unbiased estimator under the assumption that the observed variance is due to statistical fluctuations.

**Selective weighting.** When  $\gamma \rightarrow 0$ , only the score  $\tilde{s}_c$  with the smallest variance is selected as the overall score. This approach is used in experiments to show the necessity of aggregation.

**Discussion.** When the evaluation criteria are carefully designed, the uniform weighting ( $\gamma = 1.0$ ) aligns closely with human expert judgment, and  $0.5 \leq \gamma < 1.0$  further improves the alignment because it adaptively reflects the confidence of criterion-wise scores. Since the assumption underlying the inverse variance weighting ( $\gamma = 0.5$ ) is not reasonable when each criterion has its own variance, we hypothesize that a value between 0.5 and 1.0 is optimal and choose  $\gamma = 0.75$  as the default value. The detailed mathematical background is provided in [Appendix A](#).

---

**Correctness (Crt):** The degree to which the target text accurately reflects the content of the input image and text.

---

**Completeness (Cmp):** The extent to which the target text captures all relevant and significant details of the input image and text.

---

**Clarity (Clr):** The ease with which the reader can understand the target text.

---

**Fluency (Flu):** The grammatical accuracy and natural flow of the target text.

---

**Conciseness (Cnc):** The efficiency of the target text in conveying information without unnecessary verbosity.

---

Table 1: Five criteria for HarmonicEval and MMHE.

### 2.3 Implementation details

**Definition of criteria.** Based on an extensive literature survey of natural language generation (Asano et al., 2017; Kryscinski et al., 2019; Fabbri et al., 2021; Freitag et al., 2021; Song et al., 2024) and multi-modal tasks (Aditya et al., 2018; Kasai et al., 2022), we select five criteria:  $\mathcal{C} = \{\text{Correctness, Completeness, Fluency, Conciseness, Clarity}\}$ . Table 1 summarizes their definitions.

Aggregating these five criteria contributes to the overall text quality evaluation across a wide range of tasks. Depending on the task and the style of the input text, some criteria may not be necessary. However, when such evaluations are conducted, the output becomes less confident, leading to higher variance  $\sigma_c$  and lower weight coefficients  $w_c$  as VLMs account for task and criterion features in addition to the input text. Thus, HarmonicEval can adaptively perform comprehensive evaluations without manual tuning of weight coefficients. More details on criteria selection are in [Appendix B](#).

**Prompts.** The prompt  $p_c$  instructs the VLM to evaluate text with respect to the criterion  $c$  on a five-point scale  $R = \{1, 2, 3, 4, 5\}$ . Below is the prompt of the correctness criterion for the IC task.

*Your task is to rate the caption for the given image on a scale of 1 to 5 on the following criterion and rating scale.*

*Evaluation Criterion:*

*- Correctness: How accurately does the caption describe the image?*

*Rating Scale:*

*- 1 Very Low Correctness: The caption is mostly or entirely incorrect ...*

*...*

*- 5 Extremely High Correctness: The*

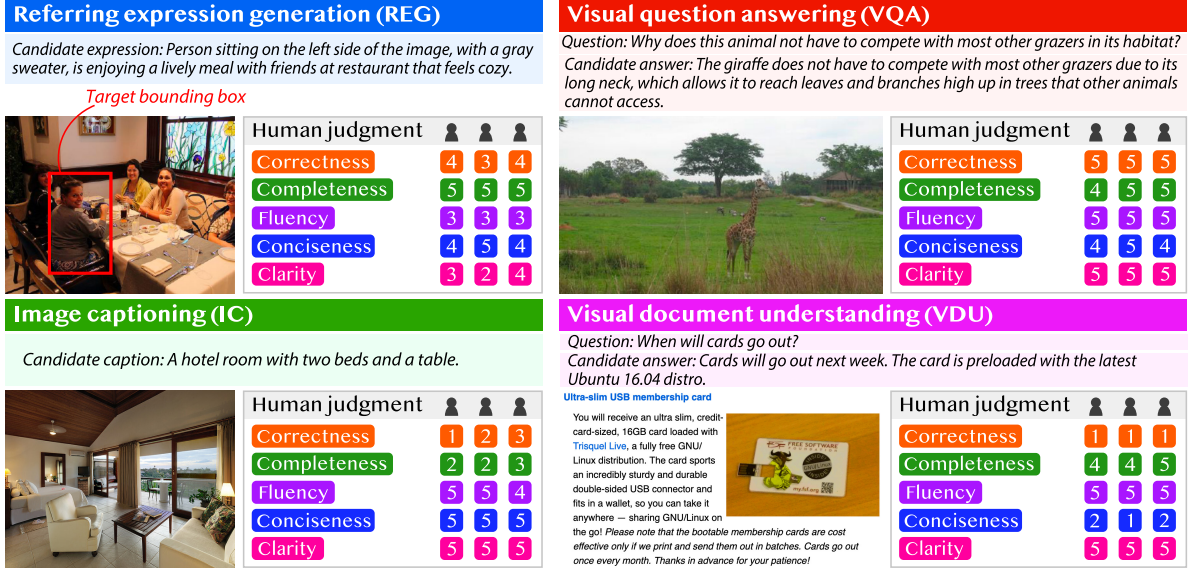


Figure 3: MMHE dataset is a multi-task multi-criteria human evaluation dataset. Each candidate text is manually evaluated by three expert annotators.

*caption perfectly captures all ...*

Here, the underlined portions indicate the task-dependent phrases. For example, “caption” is replaced with “answer” for the VQA task. The full prompts are provided in Appendix C.1.

### 3 MMHE Dataset

We present the MMHE dataset, the first meta-evaluation dataset that covers multiple evaluation criteria across multiple multi-modal tasks. We collected 18,000 expert human judgments spanning four tasks and five criteria. Example human judgment scores are shown in Figure 3.

#### 3.1 Dataset design

**Motivation.** Despite numerous human evaluation datasets for multi-modal tasks, most focus on a single task (e.g., image captioning) or offer only an overall quality label. The purpose of MMHE is twofold: 1) to assess how evaluation metrics perform in a multi-task setting, and 2) to verify the hypothesis that each task may prioritize different criteria (e.g., correctness, completeness). To achieve these goals, we design MMHE to cover multiple multi-modal tasks and to explicitly collect human judgments across five evaluation criteria.

**Multi-modal tasks.** We select four diverse tasks to illustrate how different criteria might matter in different contexts: 1) **REG** aims to generate a textual expression that uniquely identifies a specific object in the image (marked by a bounding box).

We expect that completeness and clarity are crucial for precisely distinguishing the target object. 2) **VQA** requires generating an answer to a question about the image content. Due to the nature of answering questions, we hypothesize that correctness and conciseness may be especially important here. 3) **VDU** focuses on interpreting and extracting information from visually presented documents. Similar to VQA, we suspect that correctness and conciseness play key roles. 4) **IC** involves producing a descriptive sentence for the entire image. We anticipate that correctness and completeness are especially relevant for capturing key elements.

By spanning these tasks within a single dataset, MMHE enables a fine-grained, criterion-wise analysis of how metrics handle varied requirements. It is worth noting that MMHE is the first dataset to unify multiple multi-modal tasks and multiple evaluation criteria in a single benchmark.

#### 3.2 Dataset construction

The dataset construction process consists of three steps: 1) Source selection, which selects source text-image pairs for each task; 2) Target generation, which creates target texts to be evaluated using state-of-the-art VLMs; and 3) Human expert evaluation, which assesses the quality of the target texts.

**Source selection.** We selected the following four datasets: RefCOCO (Kazemzadeh et al., 2014) for REG, OK-VQA (Marino et al., 2019) for VQA, VisualMRC (Tanaka et al., 2021) for VDU, and MSCOCO (Lin et al., 2014) for IC. We randomly



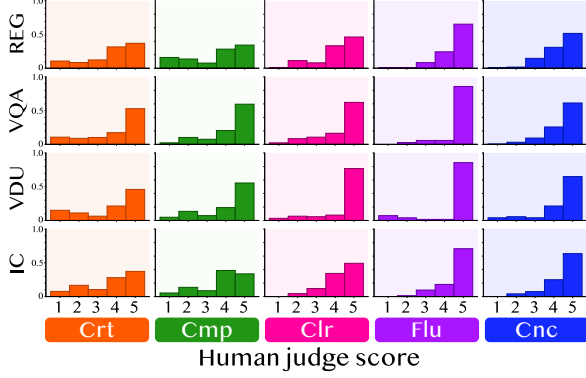


Figure 4: Human judgment score distributions for each task and criterion on the MMHE dataset.

sampling 100 instances from the validation or test subset of each dataset.

**Target generation.** The target texts to be evaluated were generated using state-of-the-art VLMs. Specifically, we employed ten VLMs: LLaVA-1.5-7B/13B (Liu et al., 2023a), InstructBLIP-Vicuna-7B/13B (Dai et al., 2023), Qwen-VL (Bai et al., 2023), Qwen2-VL-Instruct-7B/72B (Wang et al., 2024a), CogVLM-Chat (Wang et al., 2024b), GPT-4o-mini and GPT-4o (OpenAI, 2024). These VLMs include both proprietary and open-source models, as well as various model sizes, which lead to variability in the generated target texts. The details of prompts and hyperparameters used for each VLM are provided in Appendix C.2.

**Human expert evaluation.** Five expert annotators were provided with an explanation of the four multi-modal tasks and instructed to carefully review the definitions of the five evaluation criteria in Table 1. They then rated each target text for each criterion on a five-point scale. After completing the evaluations, they conducted a thorough review to ensure consistency. Each instance was scored independently by three annotators, resulting in a total of 18,000 human judgment scores.

**Overall judgments.** To collect overall judgments, we adopted a best-of-three approach, in which annotators are asked to choose the best text from three candidates. We did not use a five-point scale for the overall score because defining each rating level (from 1 to 5) for the overall quality is difficult and could introduce bias (Chiang et al., 2024).

### 3.3 Data analysis

Figure 4 presents the score distributions for each criterion across the four tasks. The correctness and completeness criteria exhibit diverse score distribu-

Method	REG	VQA	VDU	IC	Avg.
BLEU	45.3	29.4	57.3	46.8	44.7
ROUGE	49.0	30.8	56.0	47.9	45.9
CIDEr	42.5	25.0	62.1	42.7	43.1
METEOR	44.4	29.4	59.7	53.6	46.8
BERT-S	46.2	33.8	62.1	53.1	48.8
BART-S	56.4	20.5	60.9	57.8	48.9
CLIP-S	60.1	39.7	60.9	52.0	53.2
FLEUR	62.9	<b>76.4</b>	60.9	73.9	68.5
GPT-FLEUR	60.1	75.0	<b>76.5</b>	76.0	71.9
HarmonicEval	<b>66.6</b>	<b>76.4</b>	73.4	<b>77.0</b>	<b>73.4</b>

Table 2: Accuracy (%) on MMHE. The best result for each task is marked in bold. Average (Avg.) indicates the average accuracy across the four tasks.

tions for most tasks, suggesting that even the state-of-the-art VLMs face challenges in these aspects. In contrast, the fluency criterion shows a narrow score distribution across most tasks, with a dominant score of five. This indicates that the VLMs generate fluent text even when visual understanding is inaccurate. Nonetheless, we consider fluency an essential criterion, as overlooking it could lead to high scores being assigned to correct but non-fluent text. The clarity and conciseness criteria have score distributions that are intermediate between the diverse and narrow distributions. While the score of five is more prevalent than in the diverse distributions, other scores still occur with noticeable frequency.

## 4 Experiments

### 4.1 Performance on MMHE

We evaluate the performance of HarmonicEval on MMHE and compare it with conventional metrics. We also examine how existing metrics prioritize or deprioritize specific criteria in each task.

**Settings.** To assess the performance of each metric, we use accuracy (%) for the overall evaluation and the Kendall’s tau correlation coefficient  $\tau$  for criterion-wise evaluations.

We implement eight baselines, including four n-gram-based metrics (Papineni et al., 2002; Lin, 2004; Vedantam et al., 2015; Banerjee and Lavie, 2005) and four neural network-based metrics (Zhang et al., 2020; Yuan et al., 2021; Hessel et al., 2021; Lee et al., 2024b), as listed in two groups in Table 2. Among them, FLEUR (Lee et al., 2024b) is a state-of-the-art VLM-based metric. Note that all baseline metrics don’t support criterion-wise scoring and produce only overall scores. The details of baselines are in Appendix E.

Metric	REG					VQA					VDU					IC				
	Crt	Cmp	Clr	Flu	Cnc	Crt	Cmp	Clr	Flu	Cnc	Crt	Cmp	Clr	Flu	Cnc	Crt	Cmp	Clr	Flu	Cnc
BLEU	6.0	<u>6.9</u>	3.9	<u>1.2</u>	6.1	-1.3	-10.4	-11.0	<u>-19.3</u>	<u>4.1</u>	19.8	<u>12.9</u>	14.9	14.3	<u>21.2</u>	4.4	4.5	5.9	<u>0.3</u>	<u>11.3</u>
ROUGE	2.3	<u>5.7</u>	4.4	<u>-3.5</u>	3.9	7.1	-2.8	-5.0	<u>-8.1</u>	<u>10.2</u>	20.0	<u>14.7</u>	16.2	17.9	<u>22.7</u>	5.2	6.5	9.0	<u>4.4</u>	<u>9.7</u>
CIDEr	6.4	3.4	2.4	<u>-9.7</u>	<u>20.9</u>	-27.8	<u>-39.0</u>	-19.5	-26.0	<u>-3.8</u>	23.7	<u>15.8</u>	19.3	18.0	<u>23.8</u>	0.7	-1.6	8.7	<u>-3.8</u>	<u>14.5</u>
METEOR	1.9	<u>5.3</u>	5.2	-5.1	<u>-6.3</u>	<u>5.3</u>	-3.9	-8.2	<u>-8.5</u>	2.7	17.8	18.0	16.9	<u>20.5</u>	<u>14.9</u>	6.8	<u>12.1</u>	7.3	<u>-2.3</u>	1.0
BERT-S	6.5	6.9	-6.5	<u>-8.6</u>	<u>12.4</u>	-2.8	<u>-14.3</u>	4.9	-10.0	<u>6.1</u>	21.0	<u>17.4</u>	20.4	21.6	<u>23.9</u>	<u>12.3</u>	11.1	6.4	<u>4.7</u>	10.5
BART-S	4.4	<u>6.7</u>	4.2	<u>-7.8</u>	3.1	-13.4	<u>-20.2</u>	-2.8	-16.6	<u>1.6</u>	<u>22.4</u>	21.3	21.6	17.9	<u>14.7</u>	<u>4.8</u>	4.3	4.3	<u>2.2</u>	3.2
CLIP-S	13.5	<u>14.4</u>	6.8	-0.9	<u>-5.1</u>	6.6	5.4	7.2	<u>8.1</u>	<u>4.5</u>	<u>15.2</u>	12.5	15.0	12.6	<u>8.4</u>	20.2	<u>21.3</u>	11.1	<u>3.2</u>	3.5
FLEUR	<b>29.3</b>	<b>30.8</b>	18.6	<u>8.7</u>	11.2	38.7	<u>38.2</u>	<b>39.9</b>	39.8	<u>44.7</u>	38.1	37.1	<u>44.6</u>	35.2	<u>28.2</u>	33.9	<u>35.0</u>	<b>25.9</b>	24.5	<u>14.0</u>
GPT-FLEUR	19.7	<u>30.6</u>	14.0	19.7	<u>11.0</u>	<u>54.7</u>	42.0	<u>18.0</u>	35.0	23.0	<u>59.0</u>	44.4	43.8	37.2	<u>29.5</u>	<u>47.5</u>	<u>47.7</u>	25.3	29.1	<u>13.4</u>
HarmonicEval	23.2	<b>30.8</b>	<b>24.0</b>	<b>20.7</b>	<b>23.8</b>	53.5	<b>50.6</b>	31.8	<b>51.9</b>	44.4	<b>60.0</b>	<b>48.8</b>	<b>47.9</b>	<b>51.2</b>	<b>45.8</b>	44.7	<b>50.3</b>	19.8	<b>36.4</b>	<b>22.8</b>

Table 3: Criterion-wise correlation analysis on MMHE. Scores for the most positively and negatively correlated criteria are marked with red and blue underlines, respectively. The highest correlations for each criterion are highlighted in bold. Crt: Correctness, Cmp: Completeness, Clr: Clarity, Flu: Fluency, Cnc: Conciseness.

HarmonicEval utilizes GPT-4o as its backbone. For a fair comparison with FLEUR, we also implement GPT-FLEUR, which substitutes GPT-4o for the original LLaVA-1.5-13B.

**Main results.** Table 2 compares HarmonicEval with conventional metrics in terms of overall performance on MMHE. HarmonicEval achieves the highest accuracy in REG (66.6), VQA (76.4), IC (77.0), and attains the top average score of 73.4 across tasks. While GPT-FLEUR obtains the highest score on VDU (76.5), it performs less effectively on REG. These results underscore the strong multi-task capability of HarmonicEval.

**Correlation analysis.** To investigate the behavior of each existing evaluation metric, we show the correlation between the predicted overall scores and the human judgment scores for each criterion in Table 3. This analysis reveals which evaluation criteria conventional metrics tend to prioritize or deprioritize for each task, potentially hindering a comprehensive evaluation. In the table, red and blue underlines denote the most and least correlated criterion, respectively, for each task.

We observe task-wise trends. For REG, completeness shows the highest correlation across most metrics. This is reasonable, as REG requires explicit expressions to identify a unique object by distinguishing it from surrounding objects. For VQA, most metrics are more strongly correlated with conciseness but less so with completeness. This indicates that conventional metrics deprioritize completeness, potentially leading to inaccurate evaluations of insufficient answers. A similar trend is observed in VDU, where completeness is also deprioritized by conventional metrics. For IC, fluency exhibits low correlations for most metrics, suggest-

ing a tendency to assign high scores even to texts lacking natural flow. Overall, these results underscore the necessity of a comprehensive evaluation metric in multi-task scenarios.

Table 3 also shows the correlations between the criterion-wise scores of HarmonicEval and the human judgment scores. As shown, HarmonicEval achieves the highest correlation across most criteria, highlighting its ability for criterion-wise scoring.

## 4.2 Analysis

**Can HarmonicEval improve explainability?** Providing feedback on evaluation results to users is important. To investigate whether HarmonicEval offers clear textual explanations, we prompt the VLM with “Why? Tell me the reason.” after calculating the overall scores, following Lee et al. (2024b).

Figure 5 shows a qualitative comparison of HarmonicEval and FLEUR in the IC task. Panel (a) shows that HarmonicEval detects severe fluency issues and reflects this in its overall score, whereas FLEUR overlooks such deficiencies. This implies that FLEUR may miss certain criteria (e.g., fluency), as discussed in Section 3.3. Panel (b) demonstrates that HarmonicEval identifies incorrect details in the caption more precisely than FLEUR, assigning a low correctness score along with a criterion-specific explanation. These examples suggest that HarmonicEval can complement overall scores with informative textual feedback.

### Is each component in HarmonicEval essential?

We conduct an ablation study for the two key components of HarmonicEval: criterion-wise scoring and harmonic weighting. Specifically, we examine two alternative approaches: 1) prompting the VLM to directly predict the overall score based

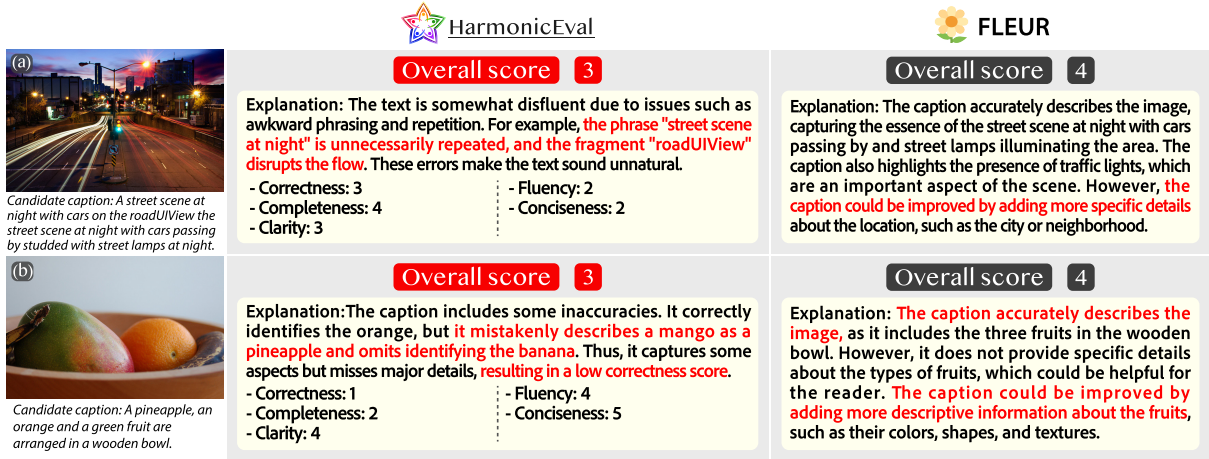


Figure 5: Qualitative examples.

Metric	REG	VQA	VDU	IC	Avg.
HarmonicEval	<b>66.6</b>	<b>76.4</b>	73.4	<b>77.0</b>	<b>73.4</b>
w/o criterion-wise scoring	62.0	73.5	<b>75.9</b>	76.5	72.0
w/o harmonic weighting	65.7	75.0	73.4	76.5	72.6

Table 4: Ablation study.

$\gamma$	REG	VQA	VDU	IC	Avg.
0.01	47.2	69.1	61.4	53.1	57.7
0.50	<b>66.6</b>	<b>76.4</b>	<b>73.4</b>	76.5	73.2
0.75	<b>66.6</b>	<b>76.4</b>	<b>73.4</b>	<b>77.0</b>	<b>73.4</b>
1.00	65.7	75.0	<b>73.4</b>	76.5	72.6

Table 5: Hyperparameter study.

VLM	Method	REG	VQA	VDU	IC	Avg.
L-7B	FLEUR	<b>69.4</b>	69.1	<b>63.2</b>	72.6	<b>68.6</b>
	Harmonic	62.9	<b>72.0</b>	61.4	<b>73.4</b>	67.4
L-13B	FLEUR	62.9	76.4	60.9	<b>73.9</b>	68.5
	Harmonic	<b>64.8</b>	<b>77.9</b>	<b>63.2</b>	72.9	<b>69.7</b>
G-4o	FLEUR	60.1	75.0	<b>76.5</b>	76.0	71.9
	Harmonic	<b>66.6</b>	<b>76.4</b>	73.4	<b>77.0</b>	<b>73.4</b>

Table 6: Comparison of HarmonicEval and FLEUR across different VLMs.

on the five criteria, without using criterion-wise scores (*w/o criterion-wise scoring*); and 2) computing the overall score as a simple average of the criterion-wise scores (*w/o harmonic weighing*).

Table 4 shows that both components improve overall performance. Removing criterion-wise scoring lowers scores on REG, VQA, and IC, indicating that explicit scoring for each criterion is vital for comprehensive evaluation. Similarly, omitting harmonic weighting reduces performance in most tasks, validating the effectiveness of our approach.

**Is statistical aggregation effective?** Table 5 shows a hyperparameter study for  $\gamma$ . As expected, harmonic weighting with  $\gamma = 0.75$  performs the best. This justifies the importance of the statistical aggregation process.

**Is HarmonicEval effective across various backbone VLMs?** Table 6 shows the overall performance comparison between HarmonicEval and FLEUR using LLaVA-1.5-7B, LLaVA-1.5-13B, and GPT-4o as backbone models. HarmonicEval consistently outperforms FLEUR on both LLaVA-1.5-13B and GPT-4o. On the other hand, FLEUR slightly outperforms HarmonicEval when using LLaVA-1.5-7B. We found that this is because LLaVA-1.5-7B tends to underrate texts in the conciseness criterion compared to human-assigned scores. Nonetheless, these results highlight HarmonicEval’s effectiveness across different VLMs, particularly with more capable ones.

### 4.3 Performance on conventional IC datasets

To assess the robustness of HarmonicEval in standard image captioning scenarios, we also evaluate it on five widely used IC datasets: Flickr8k-Expert, Flickr8k-CF, Composite, Pascal-50S, and FOIL. These datasets allow comparisons with a broader set of baselines, including specialized IC metrics<sup>2</sup>.

As shown in Table 7 and 8, HarmonicEval achieves performance comparable to or even better than state-of-the-art metrics on all five datasets. Al-

<sup>2</sup>Following prior works (Hessel et al., 2021; Lee et al., 2024b), we use Kendall’s tau-c for Flickr8k-EX and Composite, tau-b for Flickr8k-CF, and accuracy for Pascal-50S. Additional baselines (Anderson et al., 2016; Jiang et al., 2019; Lee et al., 2020; Hu et al., 2023; Wada et al., 2024) are described in Appendix E.

	Metric	F-EX	F-CF	Com	Pas
Reference-based	BLEU	30.8	16.9	30.6	72.9
	ROUGE	32.3	19.9	32.4	74.1
	METEOR	41.8	22.2	38.9	78.0
	CIDEr	43.9	24.6	37.7	76.8
	SPICE	44.9	24.4	40.3	69.6
	BERT-S	39.2	22.8	30.1	79.1
	TIGEr	49.3	–	45.4	80.7
	ViLBERTS-F	50.1	–	52.4	79.6
	FAIer-4	52.6	35.4	57.7	81.4
	RefCLIP-Score	53.0	36.4	55.4	83.1
	Polos	<b>56.4</b>	37.8	57.6	<b>86.5</b>
	RefFLEUR	51.9	38.8	64.2	85.5
Reference-free	UMIC	46.8	30.1	56.1	85.1
	FAIer-r	50.1	32.4	50.5	–
	CLIP-S	51.5	34.4	53.8	80.7
	InfoCLIP	32.6	23.5	15.3	64.1
	InfoMetIC	54.2	36.3	59.2	85.3
	InfoMetIC <sup>+</sup>	55.5	36.6	59.3	<b>86.5</b>
	FLEUR	53.0	38.6	63.5	83.2
	GPT-FLEUR	53.5	39.0	61.5	82.6
	HarmonicEval	53.1	<b>39.2</b>	<b>66.2</b>	82.4

Table 7: Performance comparison on the Flickr8k-Expert (F-EX), Flickr8k-CF (F-CF), Composite (Com) and Pascal-50S (Pas) datasets.

Metric	1-ref	4-ref
Polos	93.3	95.4
RefFLEUR	97.3	<b>98.4</b>
FLEUR	96.8	96.8
GPT-FLEUR	97.0	97.0
HarmonicEval	<b>97.8</b>	97.8

Table 8: Performance comparison on the FOIL dataset.

though our primary goal is a multi-task evaluation, these results highlight HarmonicEval’s robustness even in single-task settings.

## 5 Related Work

**Automatic evaluation metrics.** Traditional metrics such as BLEU (Papineni et al., 2002) and ROUGE (Lin, 2004) were originally proposed for the automatic evaluation of machine translation and text summarization models. These metrics rely on n-gram overlap with reference texts. In recent years, large language models (LLMs) have been increasingly employed as evaluation metrics for various natural language generation (NLG) tasks (Kocmi and Federmann, 2023; Chiang and Lee, 2023; Zheng et al., 2023; Song et al., 2024). For example, G-Eval (Liu et al., 2023b) introduced a form-filling paradigm for criterion-based evaluation for text summarization and dialogue generation. Our HarmonicEval further extends this line of research with its capability of handling various

multi-modal tasks and provides a robust framework for aggregating criterion-wise scores based on the second-order statistics of token probability distributions assigned by VLMs.

For the IC task, CIDEr (Vedantam et al., 2015) measures the consensus between candidate and reference captions by weighting n-grams using TF-IDF. Recent metrics leverage VLMs to offer more flexible evaluation paradigms (Lee et al., 2024a; Yu et al., 2024; Zhuang et al., 2024; Maeda et al., 2024; Chen et al., 2024). FLEUR (Lee et al., 2024b), a state-of-the-art reference-free metric, provides textual explanations that underlie its overall scores. However, existing metrics primarily focus on providing the overall evaluation, and often overlook specific criteria. HarmonicEval addresses these issues by offering criterion-wise scores alongside the overall score, enabling comprehensive evaluation.

**Human evaluation datasets.** Several human evaluation datasets have been proposed for NLG tasks. Example datasets include SummEval (Fabbri et al., 2021) for text summarization and the WMT shared tasks (Semenov et al., 2023) for machine translation. In the multi-modal domain, existing datasets such as Flickr8k (Hodosh et al., 2013), PASCAL-50S (Vedantam et al., 2015), Composite (Aditya et al., 2018), THUMB (Kasai et al., 2022), and Polaris (Wada et al., 2024) target image captioning. In contrast, our MMHE dataset provides a multi-task, multi-criteria human evaluation resource, including sentences generated by several state-of-the-art VLMs across diverse tasks. This dataset enables more nuanced evaluations that capture a variety of criteria and tasks, advancing the field beyond the focus on captioning alone.

## 6 Conclusion

We introduced HarmonicEval, a novel reference-free evaluation metric for multiple multi-modal tasks. HarmonicEval predicts criterion-wise scores and aggregates them via a statistically principled method to produce an overall score. In addition, we constructed MMHE, the first multi-task multi-criteria human evaluation dataset, consisting of 18,000 expert judgments. Experimental results demonstrate that HarmonicEval aligns more closely with human judgments than existing metrics on both MMHE and other commonly used human evaluation datasets. Furthermore, our analysis with MMHE reveals that existing metrics tend to prioritize certain criteria while neglecting others.



## Limitations

This section discusses limitations from five perspectives: theory, modality, criteria, dataset, and model.

**Theory.** The proposed harmonic weighting provides a statistically reliable way to aggregate individual scores, as discussed in [Appendix A](#), with justification for using  $0.5 < \gamma < 1.0$  based on clarified assumptions underlying inverse variance weighting and uniform weighting. However, there is no guarantee that  $\gamma = 0.75$  is the optimal setting for any tasks and VLMs. Further, since score distributions are approximated by the output token probabilities, there is a possibility of unintended bias. Notably, evaluation bias in LLM-based evaluation metrics has been documented in several studies ([Zheng et al., 2023](#); [Liu et al., 2023b](#); [Ohi et al., 2024](#)). As such, further research into evaluation bias in VLM-based evaluation metrics is essential for future work.

**Modality.** This study focused primarily on evaluating text quality in vision-language tasks because most state-of-the-art VLMs output only text. This leaves image quality evaluation underexplored. Given that several recent image generation models, such as DALL-E 3, are integrated into conversational systems using VLMs, the automatic evaluation of both generated image and text quality would be a promising next step toward the development of more user-friendly systems.

**Criteria.** We carefully selected five general criteria that are considered effective across various multi-modal tasks as detailed in [Appendix B](#). These criteria were useful for discussions spanning the four multi-modal tasks in this study. To further expand research to include a greater number of criteria and tasks, analyzing the relationship between task- or domain-specific criteria and these general criteria would also be necessary in future work.

**Dataset.** As the number of criteria increased, it became difficult even for experts to maintain annotation consistency, leading to greater time requirements for data collection. MMHE extracted one hundred images from each task, which was considered to be a statistically reliable number, and each target text was evaluated by three annotators. While large-scale crowdsourcing was attempted to scale up the dataset, obtaining human judgments that adhered accurately to each rating scale was challenging because careful explanation of the rating process through direct communication was re-

quired. This leaves scaling up the number of tasks and images challenging.

**Model.** Improving VLMs to generate better text based on the evaluation results remains future work. In particular, achieving high scores across all criteria within learning frameworks such as in-context learning or reinforcement learning would be an intriguing direction for further exploration.

## Ethics Statement

**Data collection.** We created and publicly release a new dataset as part of this research. The data collection process was conducted with careful consideration for ethical guidelines. All annotators were informed about the purpose of this dataset and provided consent before participation. Any personally identifiable information has been removed to ensure privacy protection. The dataset was reviewed to minimize harmful content, offensive language, or biases that could negatively impact downstream applications. However, some inherent biases might still be present due to the nature of the data sources including natural images.

**Reproducibility.** All code necessary to reproduce the experimental results is provided in the supplementary material and will be made publicly available. All experiments have been conducted as deterministically as possible by fixing random seeds and setting the temperature hyperparameters to zero.

## References

- Somak Aditya, Yezhou Yang, Chitta Baral, Yiannis Aloimonos, and Cornelia Fermüller. 2018. Image understanding using vision and reasoning through scene description graph. *Elsevier Computer Vision and Image Understanding (CVIU)*, 173:33–45.
- Peter Anderson, Basura Fernando, Mark Johnson, and 1 others. 2016. Spice: Semantic propositional image caption evaluation. In *Proceedings of the European Conference on Computer Vision (ECCV)*, pages 382–398.
- Hiroki Asano, Tomoya Mizumoto, and Kentaro Inui. 2017. [Reference-based metrics can be replaced with reference-less metrics in evaluating grammatical error correction systems](#). In *Proceedings of the Eighth International Joint Conference on Natural Language Processing (Volume 2: Short Papers)*, pages 343–348, Taipei, Taiwan. Asian Federation of Natural Language Processing.
- Jinze Bai, Shuai Bai, Shusheng Yang, Shijie Wang, Sinan Tan, Peng Wang, Junyang Lin, Chang Zhou, and Jingren Zhou. 2023. Qwen-vl: A versatile

- vision-language model for understanding, localization, text reading, and beyond. *arXiv preprint arXiv:2308.12966*.
- Satanjeev Banerjee and Alon Lavie. 2005. **METEOR: An automatic metric for MT evaluation with improved correlation with human judgments**. In *Proceedings of the ACL Workshop on Intrinsic and Extrinsic Evaluation Measures for Machine Translation and/or Summarization*, pages 65–72, Ann Arbor, Michigan. Association for Computational Linguistics.
- Dongping Chen, Ruoxi Chen, Shilin Zhang, Yaochen Wang, Yinuo Liu, Huichi Zhou, Qihui Zhang, Yao Wan, Pan Zhou, and Lichao Sun. 2024. **Mllm-as-a-judge: Assessing multimodal llm-as-a-judge with vision-language benchmark**. In *Proceedings of the International Conference on Machine Learning (ICML)*.
- Cheng-Han Chiang and Hung-yi Lee. 2023. **A closer look into using large language models for automatic evaluation**. In *Findings of the Association for Computational Linguistics: EMNLP 2023*, pages 8928–8942, Singapore. Association for Computational Linguistics.
- Wei-Lin Chiang, Lianmin Zheng, Ying Sheng, Anastasios Nikolas Angelopoulos, Tianle Li, Dacheng Li, Hao Zhang, Banghua Zhu, Michael Jordan, Joseph E. Gonzalez, and Ion Stoica. 2024. **Chatbot arena: An open platform for evaluating llms by human preference**. *Preprint*, arXiv:2403.04132.
- Wenliang Dai, Junnan Li, DONGXU LI, Anthony Tiong, Junqi Zhao, Weisheng Wang, Boyang Li, Pascale N Fung, and Steven Hoi. 2023. **Instructblip: Towards general-purpose vision-language models with instruction tuning**. In *Proceedings of the Annual Conference on Neural Information Processing Systems (NeurIPS)*, pages 49250–49267.
- Alexander R. Fabbri, Wojciech Kryściński, Bryan McCann, Caiming Xiong, Richard Socher, and Dragomir Radev. 2021. **SummEval: Re-evaluating summarization evaluation**. *Transactions of the Association for Computational Linguistics*, 9:391–409.
- Markus Freitag, George Foster, David Grangier, Viresh Ratnakar, Qijun Tan, and Wolfgang Macherey. 2021. **Experts, errors, and context: A large-scale study of human evaluation for machine translation**. *Transactions of the Association for Computational Linguistics*, 9:1460–1474.
- Jack Hessel, Ari Holtzman, Maxwell Forbes, Ronan Le Bras, and Yejin Choi. 2021. **CLIPScore: A reference-free evaluation metric for image captioning**. In *Proceedings of the 2021 Conference on Empirical Methods in Natural Language Processing*, pages 7514–7528, Online and Punta Cana, Dominican Republic. Association for Computational Linguistics.
- Micah Hodosh, Peter Young, and Julia Hockenmaier. 2013. **Framing image description as a ranking task: Data, models and evaluation metrics**. *Journal of Artificial Intelligence Research*, 47:853–899.
- Anwen Hu, Shizhe Chen, Liang Zhang, and Qin Jin. 2023. **InfoMetIC: An informative metric for reference-free image caption evaluation**. In *Proceedings of the 61st Annual Meeting of the Association for Computational Linguistics (Volume 1: Long Papers)*, pages 3171–3185, Toronto, Canada. Association for Computational Linguistics.
- Ming Jiang, Qiuyuan Huang, Lei Zhang, Xin Wang, Pengchuan Zhang, Zhe Gan, Jana Diesner, and Jianfeng Gao. 2019. **TIGER: Text-to-image grounding for image caption evaluation**. In *Proceedings of the 2019 Conference on Empirical Methods in Natural Language Processing and the 9th International Joint Conference on Natural Language Processing (EMNLP-IJCNLP)*, pages 2141–2152, Hong Kong, China. Association for Computational Linguistics.
- Jungo Kasai, Keisuke Sakaguchi, Lavinia Dunagan, Jacob Morrison, Ronan Le Bras, Yejin Choi, and Noah A. Smith. 2022. **Transparent human evaluation for image captioning**. In *Proceedings of the 2022 Conference of the North American Chapter of the Association for Computational Linguistics: Human Language Technologies*, pages 3464–3478, Seattle, United States. Association for Computational Linguistics.
- Sahar Kazemzadeh, Vicente Ordonez, Mark Matten, and Tamara Berg. 2014. **ReferItGame: Referring to objects in photographs of natural scenes**. In *Proceedings of the 2014 Conference on Empirical Methods in Natural Language Processing (EMNLP)*, pages 787–798, Doha, Qatar. Association for Computational Linguistics.
- Tom Kocmi and Christian Federmann. 2023. **Large language models are state-of-the-art evaluators of translation quality**. In *Proceedings of the 24th Annual Conference of the European Association for Machine Translation*, pages 193–203, Tampere, Finland. European Association for Machine Translation.
- Wojciech Kryscinski, Nitish Shirish Keskar, Bryan McCann, Caiming Xiong, and Richard Socher. 2019. **Neural text summarization: A critical evaluation**. In *Proceedings of the 2019 Conference on Empirical Methods in Natural Language Processing and the 9th International Joint Conference on Natural Language Processing (EMNLP-IJCNLP)*, pages 540–551, Hong Kong, China. Association for Computational Linguistics.
- Hwanhee Lee, Seunghyun Yoon, Franck Dernoncourt, Trung Bui, and Kyomin Jung. 2021. **UMIC: An unreferenced metric for image captioning via contrastive learning**. In *Proceedings of the 59th Annual Meeting of the Association for Computational Linguistics and the 11th International Joint Conference on Natural Language Processing (Volume 2:*

- Short Papers*), pages 220–226, Online. Association for Computational Linguistics.
- Hwanhee Lee, Seunghyun Yoon, Franck Dernoncourt, Doo Soon Kim, Trung Bui, and Kyomin Jung. 2020. [ViLBERTScore: Evaluating image caption using vision-and-language BERT](#). In *Proceedings of the First Workshop on Evaluation and Comparison of NLP Systems*, pages 34–39, Online. Association for Computational Linguistics.
- Seongyun Lee, Seungone Kim, Sue Hyun Park, Geewook Kim, and Minjoon Seo. 2024a. [Prometheus-vision: Vision-language model as a judge for fine-grained evaluation](#). In *Findings of the Association for Computational Linguistics ACL 2024*, pages 11286–11315, Bangkok, Thailand and virtual meeting. Association for Computational Linguistics.
- Yebin Lee, Imseong Park, and Myungjoo Kang. 2024b. [FLEUR: An explainable reference-free evaluation metric for image captioning using a large multimodal model](#). In *Proceedings of the 62nd Annual Meeting of the Association for Computational Linguistics (Volume 1: Long Papers)*, pages 3732–3746, Bangkok, Thailand. Association for Computational Linguistics.
- Chin-Yew Lin. 2004. [ROUGE: A package for automatic evaluation of summaries](#). In *Text Summarization Branches Out*, pages 74–81, Barcelona, Spain. Association for Computational Linguistics.
- Tsung-Yi Lin, Michael Maire, Serge J. Belongie, James Hays, Pietro Perona, Deva Ramanan, Piotr Dollár, and C. Lawrence Zitnick. 2014. [Microsoft coco: Common objects in context](#). In *European Conference on Computer Vision*.
- Haotian Liu, Chunyuan Li, Qingyang Wu, and Yong Jae Lee. 2023a. Visual instruction tuning. In *Proceedings of the Annual Conference on Neural Information Processing Systems (NeurIPS)*.
- Yang Liu, Dan Iter, Yichong Xu, Shuohang Wang, Ruochen Xu, and Chenguang Zhu. 2023b. [G-eval: NLG evaluation using gpt-4 with better human alignment](#). In *Proceedings of the 2023 Conference on Empirical Methods in Natural Language Processing*, pages 2511–2522, Singapore. Association for Computational Linguistics.
- Koki Maeda, Shuhei Kurita, Taiki Miyanishi, and Naoaki Okazaki. 2024. Vision language model-based caption evaluation method leveraging visual context extraction. *arXiv preprint arXiv:2402.17969*.
- Kenneth Marino, Mohammad Rastegari, Ali Farhadi, and Roozbeh Mottaghi. 2019. Ok-vqa: A visual question answering benchmark requiring external knowledge. In *Proceedings of the IEEE/CVF Conference on Computer Vision and Pattern Recognition (CVPR)*, pages 3190–3199.
- Masanari Ohi, Masahiro Kaneko, Ryuto Koike, Mengsay Loem, and Naoaki Okazaki. 2024. [Likelihood-based mitigation of evaluation bias in large language models](#). In *Findings of the Association for Computational Linguistics ACL 2024*, pages 3237–3245, Bangkok, Thailand and virtual meeting. Association for Computational Linguistics.
- OpenAI. 2024. [Gpt-4o system card](#). *Preprint*, arXiv:2410.21276.
- Kishore Papineni, Salim Roukos, Todd Ward, and Wei-Jing Zhu. 2002. [Bleu: a method for automatic evaluation of machine translation](#). In *Proceedings of the 40th Annual Meeting of the Association for Computational Linguistics*, pages 311–318, Philadelphia, Pennsylvania, USA. Association for Computational Linguistics.
- Kirill Semenov, Vilém Zouhar, Tom Kocmi, Dongdong Zhang, Wangchunshu Zhou, and Yuchen Eleanor Jiang. 2023. [Findings of the WMT 2023 shared task on machine translation with terminologies](#). In *Proceedings of the Eighth Conference on Machine Translation*, pages 663–671, Singapore. Association for Computational Linguistics.
- Ravi Shekhar, Sandro Pezzelle, Yauhen Klimovich, Aurélie Herbelot, Moin Nabi, Enver Sangineto, and Raffaella Bernardi. 2017. [FOIL it! find one mismatch between image and language caption](#). In *Proceedings of the 55th Annual Meeting of the Association for Computational Linguistics (Volume 1: Long Papers)*, pages 255–265, Vancouver, Canada. Association for Computational Linguistics.
- Hwanjun Song, Hang Su, Igor Shalyminov, Jason Cai, and Saab Mansour. 2024. [FineSurE: Fine-grained summarization evaluation using LLMs](#). In *Proceedings of the 62nd Annual Meeting of the Association for Computational Linguistics (Volume 1: Long Papers)*, pages 906–922, Bangkok, Thailand. Association for Computational Linguistics.
- Ryota Tanaka, Kyosuke Nishida, and Sen Yoshida. 2021. Visualmrc: Machine reading comprehension on document images. In *Proceedings of the AAAI Conference on Artificial Intelligence (AAAI)*.
- Ramakrishna Vedantam, Lawrence Zitnick, and Devi Parikh. 2015. CIDEr: Consensus-based image description evaluation. In *Proceedings of the IEEE/CVF Conference on Computer Vision and Pattern Recognition (CVPR)*, pages 4566–4575.
- Yuiga Wada, Kanta Kaneda, Daichi Saito, and Komei Sugiura. 2024. Polos: Multimodal metric learning from human feedback for image captioning. In *Proceedings of the IEEE/CVF Conference on Computer Vision and Pattern Recognition (CVPR)*, pages 13559–13568.
- Peng Wang, Shuai Bai, Sinan Tan, Shijie Wang, Zhihao Fan, Jinze Bai, Keqin Chen, Xuejing Liu, Jialin Wang, Wenbin Ge, Yang Fan, Kai Dang, Mengfei Du, Xuancheng Ren, Rui Men, Dayiheng Liu, Chang Zhou, Jingren Zhou, and Junyang Lin. 2024a.

Qwen2-vl: Enhancing vision-language model’s perception of the world at any resolution. *arXiv preprint arXiv:2409.12191*.

Sijin Wang, Ziwei Yao, Ruiping Wang, Zhongqin Wu, and Xilin Chen. 2021. FAIEr: Fidelity and Adequacy Ensured Image Caption Evaluation. In *Proceedings of the IEEE/CVF Conference on Computer Vision and Pattern Recognition (CVPR)*, pages 14050–14059.

Weihan Wang, Qingsong Lv, Wenmeng Yu, Wenyi Hong, Ji Qi, Yan Wang, Junhui Ji, Zhuoyi Yang, Lei Zhao, Xixuan Song, Jiazheng Xu, Bin Xu, Juanzi Li, Yuxiao Dong, Ming Ding, and Jie Tang. 2024b. Cogvlm: Visual expert for pretrained language models. In *Proceedings of the Annual Conference on Neural Information Processing Systems (NeurIPS)*.

Weihao Yu, Zhengyuan Yang, Linjie Li, Jianfeng Wang, Kevin Lin, Zicheng Liu, Xinchao Wang, and Lijuan Wang. 2024. Mm-vet: Evaluating large multimodal models for integrated capabilities. In *Proceedings of the International Conference on Machine Learning (ICML)*.

Weizhe Yuan, Graham Neubig, and Pengfei Liu. 2021. [Bartscore: Evaluating generated text as text generation](#). In *Advances in Neural Information Processing Systems*, volume 34, pages 27263–27277. Curran Associates, Inc.

Tianyi Zhang, Varsha Kishore, Felix Wu, Kilian Weinberger, and Yoav Artzi. 2020. BERTScore: Evaluating text generation with BERT. In *Proceedings of the International Conference on Learning Representations (ICLR)*.

Lianmin Zheng, Wei-Lin Chiang, Ying Sheng, Siyuan Zhuang, Zhaghao Wu, Yonghao Zhuang, Zi Lin, Zhuohan Li, Dacheng Li, Eric Xing, Hao Zhang, Joseph E Gonzalez, and Ion Stoica. 2023. [Judging llm-as-a-judge with mt-bench and chatbot arena](#). In *Advances in Neural Information Processing Systems*, volume 36, pages 46595–46623. Curran Associates, Inc.

Haojie Zhuang, Wei Emma Zhang, Leon Xie, Weitong Chen, Jian Yang, and Quan Sheng. 2024. [Automatic, meta and human evaluation for multimodal summarization with multimodal output](#). In *Proceedings of the 2024 Conference of the North American Chapter of the Association for Computational Linguistics: Human Language Technologies (Volume 1: Long Papers)*, pages 7768–7790, Mexico City, Mexico. Association for Computational Linguistics.



## Appendix

### A Mathematical background

This section provides a detailed mathematical background of harmonic weighting.

#### A.1 Notations and setting

Let  $\mathcal{C}$  be a finite discrete set and  $\hat{z}_c$  ( $c \in \mathcal{C}$ ) be independent estimators for the overall score  $s$ . Harmonic weighting assumes that each  $c \in \mathcal{C}$  has an intrinsic variance  $\varsigma_c^2$  and the empirical distributions of individual scores  $\hat{s}_c = \varsigma_c(\hat{z}_c - s) + s$ ,  $\hat{s}_c \sim p_c^*$  are observable, where  $p_c^* : \mathbb{R} \rightarrow \mathbb{R}_+$  is a probability density function that can be approximated by the output token probability distributions. Then, the following combined estimator  $\bar{s}$  is used to predict the overall score:

$$\bar{s} = \sum_{c \in \mathcal{C}} w_c \hat{z}_c, \quad (3)$$

where  $0 \leq w_c \leq 1$  are weighting coefficients, satisfying  $\sum_{c=1}^C w_c = 1$ .

#### A.2 Best linear unbiased estimator

Harmonic weighting chooses the weight coefficients such that the combined estimator is the best linear unbiased estimator when all estimators  $\hat{s}_c$  are unbiased, and the variance  $\mathbb{V}[\hat{s}_c] = \sigma_c^2$  is finite. Since the best linear unbiased estimator minimizes the variance  $\mathbb{V}[\bar{s}]$ , the weighting coefficients are obtained by solving the following minimization problem:

$$\min \mathbb{V}[\bar{s}] \text{ subject to } \sum_{c \in \mathcal{C}} w_c = 1. \quad (4)$$

Here, since we have

$$\mathbb{V}[\bar{s}] = \sum_{c \in \mathcal{C}} \frac{w_c^2 \sigma_c^2}{\varsigma_c^2}, \quad (5)$$

the solution is given by

$$w_c = \frac{\alpha_c}{\sum_{c \in \mathcal{C}} \alpha_c}, \quad \alpha_c = \frac{\varsigma_c^2}{\sigma_c^2} \quad (\forall c \in \mathcal{C}). \quad (6)$$

#### A.3 Inverse variance weighting

Inverse variance weighting is a statistical technique used to combine multiple independent estimates, which assigns larger weights to reliable estimates having smaller variances. We have Proposition 1 under Assumption 1.

**Assumption 1.** The observed variance is entirely due to statistical fluctuations, i.e.,  $\varsigma_c = 1$ .

**Proposition 1.** Harmonic weighting reduces to inverse variance weighting under Assumption 1.

The proof is trivial from Eq. (6). In practice, the distribution  $p_c^*$  is approximated by the output token probability distribution  $p_c$ , thereby  $\sigma_c$  is approximated as  $\sigma_c \simeq \hat{\sigma}_c$  where  $\hat{\sigma}_c$  is an observation given by

$$\hat{\sigma}_c = \sqrt{\sum_{r=1}^5 (r - \tilde{s}_c)^2 p_c(r)}, \quad (7)$$

$$\tilde{s}_c = \sum_{r=1}^5 r p_c(r). \quad (8)$$

#### A.4 Uniform weighting

For uniform weighting, we have Proposition 2 under Assumption 2.

**Assumption 2.** The observed variance is entirely intrinsic to each  $c \in \mathcal{C}$  i.e.,  $\varsigma_c \propto \sigma_c$ .

**Proposition 2.** Harmonic weighting reduces to uniform weighting under Assumption 2.

*Proof.* Since a constant  $\kappa > 0$  exists such that  $\varsigma_c = \kappa \sigma_c$ , we have

$$\alpha_c = \frac{(\kappa \sigma_c)^2}{\sigma_c^2} = \kappa^2. \quad (9)$$

Therefore, we have uniform weighting coefficients:

$$w_c = \frac{\kappa^2}{\sum_{c \in \mathcal{C}} \kappa^2} = \frac{1}{|\mathcal{C}|}. \quad (10)$$

□

#### A.5 Harmonic weighting

Considering that both Assumptions 1 and 2 make strong assumptions, it is reasonable to consider an intermediate case where part of the observed variance is due to statistical fluctuations and part is intrinsic to each  $c \in \mathcal{C}$ . If this hypothesis is correct, it is optimal to estimate  $\varsigma_c$  using a hyperparameter  $\gamma$  such that it represents a balance between inverse variance weighting and uniform weighting. Harmonic weighting formulates this with linear weighting in a log scale as

$$\log \varsigma_c^{2\gamma} = \gamma \log(\varsigma_c^{(1)})^2 + (1 - \gamma) \log(\varsigma_c^{(2)})^2 \quad (11)$$

where  $\varsigma_c^{(1)} = 1$  is from Assumption 1 and  $\varsigma_c^{(2)} = \sigma_c$  is from Assumption 2. In summary, harmonic

weighting adopts Assumption 3 and has Propositions 3 and 4.

**Assumption 3.** *The observed variance is partially due to statistical fluctuations and the remaining portion is intrinsic to each  $c \in \mathcal{C}$ .*

**Proposition 3.** *Harmonic weighting approaches to inverse variance weighting when  $\gamma \rightarrow 0.5$ .*

**Proposition 4.** *Harmonic weighting approaches to uniform weighting when  $\gamma \rightarrow 1$ .*

We believe Assumption 3 is reasonable, and this justifies why  $0.5 < \gamma < 1.0$  is used in practice.

## B Evaluation Criteria

We selected five key criteria essential for evaluating the output text of multi-modal tasks: correctness, completeness, clarity, fluency, and conciseness.

Correctness and completeness assess the alignment between the task input (e.g., an image for image captioning (IC), or an image and question for visual question answering (VQA)) and the task output (e.g., a candidate caption for IC, or a candidate answer for VQA). As described in Table 1, correctness measures how accurately the text reflects the content of the input image and text, while completeness evaluates whether the text includes sufficient and relevant information. Prior works have adopted similar schemes, such as Composite (Aditya et al., 2018), which uses correctness and thoroughness, and Thumb (Kasai et al., 2022), which employs precision and recall for evaluating IC tasks.

The remaining three criteria, clarity, fluency, and conciseness, focus on the intrinsic quality of the text. Drawing on prior studies in natural language generation evaluation (Asano et al., 2017; Kryscinski et al., 2019; Fabbri et al., 2021; Freitag et al., 2021; Song et al., 2024), we adopted these metrics. While coherence and grammar were considered, they were not included: coherence is more suitable for tasks involving long-form text, such as summarization, and grammar is more relevant for tasks emphasizing grammatical correctness, such as grammatical error correction.

To validate these five criteria, we manually examined 100 instances across various multi-modal tasks and confirmed their sufficiency for evaluating output text.

## C Implementation details

This section provides details of full prompts for HarmonicEval and vision-language models used in

the present study.

### C.1 Full prompts

**Correctness (Crt).** The correctness is the degree to which the target text accurately reflects the content of the input image and text. The following is the full prompt designed for the correctness criterion.

*Your task is to rate the candidate caption for the given image on a scale of 1 to 5 on the following criterion and rating scale.*

*Evaluation Criterion:*

- *Correctness: How accurately does the caption describe the image?*

*Rating Scale:*

- *1 Very Low Correctness: The caption is mostly or entirely incorrect; it fails to accurately describe the image or misses key elements.*

- *2 Low Correctness: The caption includes some correct information but misses major aspects or includes incorrect details.*

- *3 Moderate Correctness: The caption is generally accurate, capturing a basic understanding of the image but may omit some details or include minor inaccuracies.*

- *4 High Correctness: The caption is mostly accurate, including key elements and details of the image with minimal inaccuracies.*

- *5 Extremely High Correctness: The caption perfectly captures all relevant and discernible details of the image with complete accuracy.*

**Completeness (Cmp).** The completeness is the extent to which the target text captures all relevant and significant details of the input image and text. The following is the full prompt designed for the completeness criterion.

*Your task is to rate the candidate caption for the given image on a scale of 1 to 5. Output the evaluation score first based on the following criteria and rating scale.*

*Evaluation Criteria:*

- Completeness: How completely does the caption cover all the relevant and essential aspects of the image?

*Rating Scale:*

- 1 Very Low Completeness: The caption includes almost none of the essential aspects of the image, missing most key elements and details.
- 2 Low Completeness: The caption mentions a few essential aspects but omits many key elements and relevant details.
- 3 Moderate Completeness: The caption covers some of the essential aspects of the image but misses several important details.
- 4 High Completeness: The caption includes most of the essential aspects of the image, with only a few minor elements missing.
- 5 Extremely High Completeness: The caption fully covers all relevant and essential aspects of the image, leaving no important details unaddressed.

**Clarity (Clr).** The clarity is the ease with which the reader can understand the target text. The following is the full prompt designed for the comprehensiveness criterion.

*Your task is to rate the text on a scale of 1 to 5. Output the evaluation score first based on the following criteria and rating scale.*

*Evaluation Criteria:*

- *Clarity: How clear is the text?*

*Rating Scale:*

- *1 Ambiguous: The text is very unclear and can be interpreted in multiple ways, leading to significant confusion about its intended meaning.*
- *2 Somewhat ambiguous: The text includes phrases or structures that make it non-definitive, such as using 'or' or other ambiguous language, allowing for multiple interpretations.*
- *3 Neutral: The text is moderately clear but may still leave some room for interpretation.*

- *4 Clear: The text clearly describes the subject matter and is easily understood, with only minor imperfections.*

- *5 Very Clear: The text is exceptionally clear, leaving no room for misinterpretation.*

**Fluency (Flu).** The fluency is the grammatical accuracy and natural flow of the target text. The following is the full prompt designed for the fluency criterion.

*Your task is to rate the text on a scale of 1 to 5. Output the evaluation score first based on the following criteria and rating scale.*

*Evaluation Criteria:*

- *Fluency: How well the text is written in terms of grammar, punctuation, and phrasing.*

*Rating Scale:*

- *1 Disfluent: The text contains numerous errors, making it difficult to understand.*
- *2 Somewhat disfluent: The text has several noticeable errors that make it sound unnatural.*
- *3 Moderately fluent: The text is generally understandable but contains errors that cause some discomfort while reading.*
- *4 Fluent: The text flows well and is easy to understand with only minor imperfections.*
- *5 Very fluent: The text is perfectly constructed with no grammatical errors or awkward phrasing.*

**Conciseness (Cnc).** The conciseness is the efficiency of the target text in conveying information without unnecessary verbosity. The following is the full prompt designed for the conciseness criterion.

*Your task is to rate the text on a scale of 1 to 5. Output the evaluation score first based on the following criteria and rating scale.*

*Evaluation Criteria:*

- *Conciseness: How concise is the text?*

*Rating Scale:*

- 1 *Excessively verbose: The text is unnecessarily long-winded, containing redundant information or irrelevant details that significantly impair readability.*
- 2 *Overly verbose: The text includes unnecessary information or repetitive phrases that could be condensed without losing meaning.*
- 3 *Moderately verbose: The text is somewhat wordy but generally acceptable, with a few instances where information could be expressed more concisely.*
- 4 *Concise: The text is to-the-point and efficient, but there may be one or two phrases that could be slightly more condensed without losing meaning.*
- 5 *Optimally concise: The text conveys all necessary information using the minimum number of words possible, with no room for further condensation without losing meaning.*

Here, the underlined portions indicate task-dependent variations in the content. For example, “caption” can be “answer” for the VQA task. In Table 7, only the correctness and comprehensiveness prompts are used because datasets contain only short captions and for computational efficiency. In Table 6, the prompts are slightly modified for each VLM to ensure that only the score is returned as the response.

## C.2 Prompts for target text generation

The following task-specific prompts are used to generate target texts.

**Referring expression generation (REG).** To generate expressions for the target object within the corresponding bounding box, which is drawn in red in the input image, the following prompt is used:

*Please carefully observe the area within the red bounding box in the image and come up with a caption for that area.*

**Visual question answering (VQA).** To generate answers for the VQA task, the following prompt is used:

*[QUESTION] Please give an answer and explain it in two or three sentences.*

where [QUESTION] is a placeholder for input questions.

**Visual document understanding (VDU).** Because the VDU task is performed in a question-answering format, the same prompt as for VQA is used:

*[QUESTION] Please give an answer and explain it in two or three sentences.*

where [QUESTION] is a placeholder for input questions.

**Image captioning (IC).** For caption generation, the following prompt is used:

*Please provide a one-sentence caption for the provided image.*

## C.3 Vision language models

The target texts are generated by the following VLMs.

- LLaVA-1.5-7B (Liu et al., 2023a) is an open-source VLM based on the transformer architecture obtained by fine-tuning Vicuna on instruction data generated by GPT. The version is 1.5 and the number of parameters is 7 billion.
- LLaVA-1.5-13B (Liu et al., 2023a) is an extended version of LLaVA-1.5, featuring 13 billion parameters.
- InstructBLIP-Vicuna-7B (Dai et al., 2023) is an VLM that combines the BLIP-2 model with the Vicuna-7B language model by an instruction-aware Q-former module. This model is trained on a collection covering 11 tasks and 26 publicly available datasets.
- InstructBLIP-Vicuna-13B (Dai et al., 2023) is an extended version of InstructBLIP-Vicuna using Vicuna-13B.
- Qwen-VL (Bai et al., 2023) is an VLM that incorporates the vision transformer into the Qwen language model through cross-attention. This model is trained on a large-scale web-crawled dataset, including English and Chinese language subsets of LAION-5B.
- Qwen2-VL-Instruct-7B/72B (Wang et al., 2024a) is the instruction-tuned version of the Qwen2-VL model.
- CogVLM-Chat (Wang et al., 2024b) is a conversational VLM fine-tuned for dialogue-based tasks. This model is based on CogVLM-



17B trained on publicly available datasets including LAION-2B and COYO-700M. Fine-tuning is performed on VQA and instruction-tuning datasets.

- GPT-4o (OpenAI, 2024) is a VLM provided by OpenAI. Specifically, we used the model version `gpt-4o-2024-08-06`.
- GPT-4o-mini is a lightweight variant of GPT-4o, optimized for efficiency and speed.

#### C.4 HarmonicEval

We use the GPT-4o model as the backbone of HarmonicEval. Specifically, we utilize `gpt-4o-2024-08-06` as the model version in the API calls. For the criteria of Clarity, Fluency, and Conciseness, we input only the target text into the model, as these criteria are designed to assess the quality of the target text independently, without considering the source or the image. All experiments are conducted in a single attempt.

### D MMHE

This section provides details of MMHE.

#### D.1 Source data

We select input texts and images for tasks from existing datasets. English is the language used for all datasets. **Referring expression generation (REG).** We adopt RefCOCO (Apache-2.0 license) (Kazemzadeh et al., 2014) as a source dataset. This dataset contains 142,209 referring expressions for 50,000 objects in 19,994 images. Our usage of the data complies with the terms of its license.

**Visual question answering (VQA).** We adopt OK-VQA (Apache-2.0 license) (Marino et al., 2019) as a source dataset. This dataset contains 14,055 open-ended questions. Our usage of the data complies with the terms of its license.

**Visual document understanding (VDU).** We adopt VisualMRC (Tanaka et al., 2021) as a source dataset. This dataset contains over 30,000 question-answer pairs associated with more than 10,000 document images. Our usage of the data complies with the terms defined by its license.

**Image Captioning (IC).** We adopt MSCOCO (CC BY 4.0) (Lin et al., 2014) as a source dataset. Specifically, we utilized the 2017 Val split, which contains approximately 5,000 images and captions. Our usage of the data complies with the terms of its license.

#### D.2 Human annotation

Five annotators who are English native speakers and experts in proofreading were hired for this process. The instructions provided to the annotators were almost identical to the prompts given to the VLM in HarmonicEval. On average, the annotators were paid \$20 per hour. Annotators were instructed on how the annotated data would be utilized.

#### D.3 Overall judgment

When calculating the overall judgment accuracy in Table 2, 4, and 6, we extract and utilize pairs of judgments from best-of-three triplets.

### E Baselines

Below are details of the eight baselines implemented on the MMHE dataset.

- Bilingual evaluation understudy (BLEU) (Papineni et al., 2002) is a metric for machine translation evaluation that measures the n-gram overlap between candidate and reference texts.
- Recall-oriented understudy for gisting evaluation (ROUGE) (Lin, 2004) is a metric for text summarization and machine translation evaluation that measures the overlap of n-grams, skip-bigrams, and weighted longest common subsequences between candidate and reference texts.
- Metric for evaluation of translation with explicit ordering (METEOR) (Banerjee and Lavie, 2005) is a metric for machine translation evaluation that assesses translations by explicit word-to-word matches between candidates and references.
- Consensus-based image description evaluation (CIDEr) (Vedantam et al., 2015) is a metric for image captioning that measures the consensus between candidate and reference captions by weighting n-grams based on their term frequency-inverse document frequency (TF-IDF).
- BERTScore (BERT-S) (Zhang et al., 2020) is a metric for text generation evaluation that measures the similarity between candidate and reference sentences using contextual embeddings extracted from BERT.

- BARTScore (BART-S) (Yuan et al., 2021) is a metric for text generation evaluation that computes weighted log probability using the BART model.
- CLIPScore (Hessel et al., 2021) is a metric for image captioning evaluation that measures the alignment between images and texts using CLIP embeddings.
- FLEUR (Lee et al., 2024b) is a state-of-the-art VLM-based metric that uses a two-level score smoothing technique. This metric utilizes LLaVa-1.5-13B. We also attempted to extend FLEUR for GPT-4o, but because the tokenizer of GPT-4o often outputs multi-digit numbers as a single token, it could not be implemented straightforwardly.
- RefFLEUR (Lee et al., 2024b) is a reference-based variant of FLEUR. It incorporates reference captions and a candidate caption into its prompt.
- UMIC (Lee et al., 2021) is a reference-free metric, trained to distinguish negative captions using contrastive learning.
- InfoCLIP (Hu et al., 2023) is a simplified version of InfoMetIC, which removes the intra and inter modality fusion as well as parameters in fine-grained scoring.
- InfoMetIC (Hu et al., 2023) is a reference-free learning-based metric for image captioning evaluation. It automatically constructs training examples from captions to produce detailed token-level scores.

Below are details of the additional baselines for the Flickr8k-EX/CF and Composite datasets.

- SPICE (Anderson et al., 2016) is a reference-based metric for image captioning that compares semantic content using scene graphs.
- TIGER (Jiang et al., 2019) is a reference-based metric for image captioning using the stacked cross attention neural network. It considers both how accurately a caption represents the image content and how closely machine-generated captions align with human-generated captions.
- ViLBERTS-F (Lee et al., 2020) is a reference-based metric for image captioning that computes pairwise cosine similarity between reference and candidate captions using the ViLBERT model.
- FAIEr-4/r (Wang et al., 2021) is a reference- and learning-based metric for image captioning evaluation. It introduces an attention module to fuse scene graph embeddings and produces scores based on fidelity and adequacy.
- RefCLIP-S (Hessel et al., 2021) is a reference-based variant of CLIPScore. It computes a harmonic mean of CLIPScore and the maximal reference cosine similarity.
- Polos (Wada et al., 2024) is a reference- and learning-based metric for image captioning evaluation. It combines CILP and RoBERTa via multimodal metric learning.

## F Detailed experimental results

Table 9 shows the full results of performance comparison on Flickr8k-Expert, Flickr8k-CF, Composite, and Pascal-50S. For Pascal-50S, we report category-wise correlations (HC, HI, HM, MM) and their average (Avg.).

## G Computational Budget

We conduct all experiments on crowd compute nodes equipped with two Intel Xeon Platinum 8360Y CPUs and eight NVIDIA A100 SXM4 GPUs. The total processing time is approximately 40 hours.

	Metric	Flickr8k-EX	Flickr8k-CF	Composite	Pascal-50S				
					HC	HI	HM	MM	Avg.
Reference-based	BLEU	30.8	16.9	30.6	53.0	92.4	86.7	59.4	72.9
	ROUGE	32.3	19.9	32.4	51.5	94.5	92.5	57.7	74.1
	METEOR	41.8	22.2	38.9	56.7	97.6	94.2	63.4	78.0
	CIDEr	43.9	24.6	37.7	53.0	98.0	91.5	64.5	76.8
	SPICE	44.9	24.4	40.3	52.6	93.9	83.6	48.1	69.6
	BERT-S	39.2	22.8	30.1	65.4	96.2	93.3	61.4	79.1
	TIGEr	49.3	–	45.4	56.0	99.8	92.8	74.2	80.7
	ViLBERTS-F	50.1	–	52.4	49.9	99.6	93.1	75.8	79.6
	FAIer-4	52.6	35.4	57.7	59.7	<b>99.9</b>	92.7	73.4	81.4
	RefCLIP-Score	53.0	36.4	55.4	64.5	99.6	95.4	72.8	83.1
	Polos	<b>56.4</b>	37.8	57.6	70.0	99.6	97.4	79.0	<b>86.5</b>
	RefFLEUR	51.9	38.8	64.2	68.0	99.8	98.0	76.1	85.5
Reference-free	UMIC	46.8	30.1	56.1	66.1	99.8	<b>98.1</b>	76.2	85.1
	FAIer-r	50.1	32.4	50.5	–	–	–	–	–
	CLIP-S	51.5	34.4	53.8	56.5	99.3	96.4	70.4	80.7
	InfoCLIP	32.6	23.5	15.3	37.3	87.3	58.9	72.9	64.1
	InfoMetIC	54.2	36.3	59.2	69.0	99.8	94.0	78.3	85.3
	InfoMetIC <sup>+</sup>	55.5	36.6	59.3	<b>69.9</b>	99.7	96.8	<b>79.6</b>	<b>86.5</b>
	FLEUR	53.0	38.6	63.5	61.3	99.7	97.6	74.2	83.2
	GPT-FLEUR	53.5	39.0	61.5	59.4	99.5	97.3	74.3	82.6
	HarmonicEval	53.1	<b>39.2</b>	<b>66.2</b>	58.7	99.8	97.0	74.2	82.4

Table 9: Performance comparison on the Flickr8k-Expert, Flickr8k-CF, Composite, and Pascal-50S datasets.