
Level-Set Parameters: Novel Representation for 3D Shape Analysis

Huan Lei

AIML, The University of Adelaide
huan.lei@adelaide.edu.au

Hongdong Li

The Australian National University
hongdong.li@anu.edu.au

Andreas Geiger

University of Tübingen
a.geiger@uni-tuebingen.de

Anthony Dick

AIML, The University of Adelaide
anthony.dick@adelaide.edu.au

Abstract

3D shape analysis has been largely focused on traditional 3D representations of point clouds and meshes, but the discrete nature of these data makes the analysis susceptible to variations in input resolutions. Recent development of neural fields brings in level-set parameters from signed distance functions as a novel, continuous, and numerical representation of 3D shapes, where the shape surfaces are defined as zero-level-sets of those functions. This motivates us to extend shape analysis from the traditional 3D data to these novel parameter data. Since the level-set parameters are not Euclidean like point clouds, we establish correlations across different shapes by formulating them as a pseudo-normal distribution, and learn the distribution prior from the respective dataset. To further explore the level-set parameters with shape transformations, we propose to condition a subset of these parameters on rotations and translations, and generate them with a hypernetwork. This simplifies the pose-related shape analysis compared to using traditional data. We demonstrate the promise of the novel representations through applications in shape classification (arbitrary poses), retrieval, and 6D object pose estimation. Code and data in this research are provided at this [github link](#).

1 Introduction

3D surfaces are traditionally represented as point clouds or meshes on digital devices for visualization and geometry processing. This convention results in the current predominance of those data in 3D shape analysis, though the discrete nature of point clouds and polygon meshes can make the analysis approaches susceptible to variations in data resolutions [1–6]. The recent advancements in neural fields enable manifold surfaces to be continuously represented by the zero-level-set of their signed distance functions (SDFs) [7–9]. Specifically, SDFs compute a scalar field by mapping each coordinate $\mathbf{x} \in \mathbb{R}^3$ to a scalar $v \in \mathbb{R}$ using a deep neural network, where the scalar v indicates the signed distance of a point to its closest point on the surface boundary. Let θ be the optimized parameters of the neural network. The shape surface can be numerically represented as θ , which we refer to as the *level-set parameters*. A typical example of 3D surface representation with level-set parameters could be $[n_x, n_y, n_z, d]$ for a 3D plane of $\mathbf{n}^\top \mathbf{x} + d = 0$, where $\mathbf{n} = [n_x, n_y, n_z]^\top$ and $\|\mathbf{n}\| = 1$. The level-set parameters bring in novel 3D data for continuous shape analysis.

To initiate the novel shape analysis, we first have to construct the level-set parameters for each shape *independently* and with good accuracy in the dataset of interest. This differs from most methods in the SDF research domain, which are reconstruction-oriented and use a *shared decoder* together with various latent codes to improve the surface quality [7, 10–14]. However, the level-set parameters

do not conform to Euclidean or metric geometry, unlike 3D point clouds. This presents a critical challenge for establishing good correlations in the parameter data of different shapes. Our solution is to formulate those parameters in high dimension as a pseudo-normal distribution with expectation μ and identity covariance matrix \mathbf{I} , that is,

$$\theta = \mu + \Delta\theta. \quad (1)$$

We associate $\Delta\theta$ with each individual shape, while the parameter μ is shared by all shapes to (i) align different shapes in the parameter space, and (ii) initialize the SDF networks of individual shapes. Previous works train *per-category* SDF initializations using all training shapes [15] or a particular shape [16] in the category, which are either computation-intensive or dependent on the specific shape chosen. In contrast, we seek an initialization that generalizes to all categories of the dataset. Therefore, we take the trade-off of [15, 16] to use a few shapes from *each category* to learn μ . Other than learning an initialization, there are also methods employing identical random settings to initialize [17], which we empirically show yield insufficient correlations among shapes.

Level-set parameters have rarely been considered as a data modality in shape analysis. Ramirez *et al.* [17] had to rely on the traditional data (*i.e.*, point cloud and meshes) to extract shape semantics from level-set parameters using an encoder-decoder, due to their suboptimal SDF initializations. Erkoc *et al.* [16] utilized a small SDF network for tractable complexity in shape diffusion, whereas a small SDF network can undermine the representation quality of level-set parameters for complex shapes. More importantly, both methods are limited to shape analysis in the reference poses, ignoring the important shape transformations such as rotation and translation. In contrast, we explore the level-set parameters with transformations and extend the shape analysis to be pose-related.

As is known, traditional data necessitate exhaustive data augmentations for shape analysis because transformations impact each element (*i.e.*, point or vertex) in the data [1, 5]. Many endeavors have been made to address this issue using equivariant neural networks [18–22]. However, for shapes represented by level-set parameters, transformations usually affect a typical subset of the parameters (*e.g.*, those in the first layer of SDF), potentially simplifying the subsequent analysis. We propose to condition those subset parameters on rotations and translations and generate them with a hypernetwork, which facilitates the analysis further.

To acquire experimental data, we construct level-set parameters for shapes in the ShapeNet [23] and Manifold40 [6, 24] datasets. We demonstrate the potential of the proposed data through applications in shape classification of arbitrary poses, shape retrieval, and 6D object pose estimation. In pose estimation, we consider the problem of estimating shape poses from their partial point cloud observations, given that the level-set parameters are provided. This is similar to a partial-to-whole registration task [25]. The main contributions of this work are summarized as below:

- We introduce level-set parameters as a novel data modality for 3D shapes, and demonstrate for the first time their potential in pose-related shape analysis. A new hypernetwork is contributed to transform the shapes in the level-set parameter space to facilitate the analysis.
- We present an encoder that is able to accept the high-dimensional level-set parameters as inputs and extract the shape semantics in arbitrary poses for classification and retrieval.
- We propose a correspondence-free registration approach that estimates the 6D object poses from their partial point cloud observations based on the SDF reconstruction loss.
- We open-source our code and level-set parameter data for potential interest in the community.

2 Related work

2.1 Shape Analysis with Traditional 3D Data

Semantic Analysis. The traditional 3D data, point clouds and polygon meshes, represent shape surfaces discretely in Euclidean space. Point clouds, as orderless collections of points, result in early-stage MLP-based neural networks [1, 26, 27] to introduce permutation-invariant operations for semantic learning from such data. Graph convolutional networks [4, 28–30] enable point clouds to be processed with convolutional operations which handle spatial hierarchies of data better than MLPs. Transformer-based networks [31–33] treat each point cloud as a sequence of 3D points, offering another approach. Point clouds can also be voxelized into regular grids and processed by 3D convolutional neural networks [24, 34–36]. Polygon meshes, which are point clouds with edge

connections on the shape surface, provide more information about the shape geometry. Different approaches have been proposed to learn shape semantics from meshes [5, 6, 37, 38].

Most of the aforementioned methods require exhaustive data augmentations, such as rotations and translations, to maintain effectiveness with transformed data. Different equivariant neural networks are developed to incorporate rotation and translation equivariance to address this issue [18–22]. In comparison, we study shape semantics with the level-set parameters, which simplifies the problem.

Geometric Analysis. 6D object pose estimation is crucial for various applications such as robotics grasping [39], augmented reality [40], and autonomous driving [41]. It requires accurately determining the rotation and translation of an object relative to a reference frame. Despite the predominance of estimating object poses from RGB(D) data [42–45], this task can alternatively be defined as a registration problem based on point cloud data. It involves registering the partial point cloud of an object (observation) to its full point cloud (reference) [25, 46]. We are interested in the potential of level-set parameters in the geometric analysis of 3D shapes and therefore represent the reference objects using level-set parameters instead of full point clouds. Leveraging the SDF reconstruction loss, we propose a registration method that requires no training data [47], correspondences [48–51] or global shape features [52, 53]. We compare it with other optimization-based registration algorithms, including ICP [54], FGR [55], and TEASER(++) [56]. Go-ICP [57] is excluded here for complexity.

2.2 Neural Fields for 3D Reconstruction

Neural fields utilize coordinate-based neural networks to compute signed distance fields [7, 8] or occupancy fields [10] for 3D reconstructions. Many methods in this domain employ a shared decoder to reconstruct 3D shapes across an entire dataset or a specific category using different shape latent codes [7, 10–12, 58, 59]. The modelling function can be denoted as $f_{\theta} : \mathbb{R}^3 \times \mathbb{R}^m \rightarrow \mathbb{R}$, with $\mathbf{z} \in \mathbb{R}^m$ being the shape latent code, which is learned by an encoder from various inputs [10], or randomly initialized and optimized as in DeepSDF [7]. Some works extend the concept of latent codes from per-shape to per-point for improved surface quality [13, 14]. In contrast, SIREN [8] applies an SDF network to instance-level surface reconstruction using periodic activations, which does not involve latent codes. It employs an unsupervised loss function, eliminating the need for ground-truth SDF values as in [7]. We note that neural radiance fields (NeRFs) [60–63] reconstruct 3D surfaces with entangled neural parameters for surface geometry and photometry, where the latter is view-dependent. We therefore focus on surface geometry and utilize the level-set parameters from SDFs in our study. Our SDF network is adapted from the common 8-layer MLP utilized by [7, 58, 59].

2.3 Level-Set Parameters as 3D Data

Few works have studied the level-set parameters as an alternative data modality for 3D research, and each has utilized a different SDF network. Ramirez *et al.* [17] initialized the SDF network of SIREN [8] with identical random settings and trained the parameters independently for each shape, resulting in insufficient shape correlations in the parameter space. To extract shape semantics from the level-set parameters, they utilized an encoder-decoder architecture with additional supervision from traditional data. In contrast, our proposed method constructs the parameter data with improved shape correlations, enabling the learning of shape semantics using an encoder without relying on traditional data. We note that the periodic activation functions of SIREN cause undesired shape artifacts in empty spaces compared to ReLU activations [64]. Erkoc *et al.* [16] utilized a much smaller SDF network with ReLU activations for continuous shape generation. They initialized the network using overfitted parameters of a particular shape and trained the parameters of each shape within the same category independently. Yet, small SDF networks cannot represent complex shapes with good accuracy. Dupont *et al.* [65] aimed to explore the parameters of diverse neural fields as continuous data representations, but instead resorted to their modulation vectors [66, 67] for simplicity. They exploited the strategy of meta-learning [15, 68, 69] to construct those modulation vectors.

The existing works are restricted to shape analysis in reference poses. We leverage the potential of level-set parameters and explore them with rotations and translations in pose-related analysis.

3 Dataset of Level-Set Parameters

Preliminaries. We adopt the well-established SDF architecture from previous research [7, 58], which comprises an 8-layer MLP with a skipping concatenation at the 4th layer. We utilize 256 neurons for all interior layers other than the skipping layer which has 253 neurons due to the input concatenation.

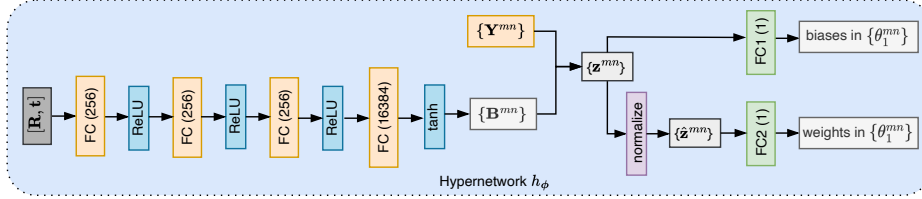


Figure 1: Hypernetwork for surface transformation. The hypernetwork h_ϕ utilizes a 4-layer MLP with output channels of 256, 256, 256, and 16384 to compute a compact set of pose-dependent coefficient matrices $\{\mathbf{B}^{mn}\}$. They are combined with the latent matrices $\{\mathbf{Y}^{mn}\}$ to compute the vectors $\{\mathbf{z}^{mn}\}$, which are then normalized into $\{\hat{\mathbf{z}}^{mn}\}$ to satisfy the standard normal distribution. In the final step, two branches of fully connected layers, FC1 and FC2, take each \mathbf{z}^{mn} and $\hat{\mathbf{z}}^{mn}$ as input to generate a pose-dependent bias and weight for the first SDF layer, respectively.

Note that shape latent codes are not required. We employ smoothed ReLU as the activation function and train the SDF network $f(\mathbf{x}; \theta)$ with the unsupervised reconstruction loss of SIREN [8], *i.e.*,

$$\mathcal{L}_{\text{SDF}} = \lambda_1 \mathcal{L}_{\text{dist}}^p + \lambda_2 \mathcal{L}_{\text{dist}}^n + \lambda_3 \mathcal{L}_{\text{eik}} + \lambda_4 \mathcal{L}_{\text{norm}}^p. \quad (2)$$

$\mathcal{L}_{\text{dist}}^p$, $\mathcal{L}_{\text{dist}}^n$ are the respective distances of positive and negative points to the surface. \mathcal{L}_{eik} is the Eikonal loss [59] and $\mathcal{L}_{\text{norm}}^p$ imposes normal consistency. The constants $\lambda_{1\sim 4}$ balance different objectives.

The SDF network only provides level-set parameters for each shape in their reference poses. However, pose-related shape analysis requires surface transformations to be enabled in the level-set parameter space. To address this, we propose a hypernetwork that conditions a subset of the SDF parameters on rotations and translations in SE(3) in § 3.1.

3.1 Surface Transformation

We introduce a hypernetwork h_ϕ conditioned on rotations \mathbf{R} and translations \mathbf{t} to generate weights and biases for the first SDF layer. Figure 1 illustrates the proposed hypernetwork.

Let $m \in [256]$ be the row index, and $n \in [4]$ be the column index, where $[i] = \{1, 2, \dots, i\}$. We index each parameter to be generated for the first SDF layer as θ_1^{mn} . The trainable parameters ϕ in the hypernetwork are composed of two components, including (1) the neural parameters η of all fully connected layers, (2) the small latent matrices $\{\mathbf{Y}^{mn} \in \mathbb{R}^{I \times J}\}$ for each θ_1^{mn} in the first SDF layer. We use $I=2$ and $J=8$ as dimensions of \mathbf{Y}^{mn} in our experiments. The computation of each θ_1^{mn} from the hypernetwork is expressed as

$$\theta_1^{mn} = h(\mathbf{R}, \mathbf{t}; \eta, \mathbf{Y}^{mn}). \quad (3)$$

Instead of generating the first layer parameters directly as $h(\mathbf{R}, \mathbf{t}; \eta)$, we introduce the latent matrices $\{\mathbf{Y}^{mn}\}$ to guarantee that our generated SDF parameters satisfy the geometric initializations recommended by SAL [58]. This is critical for the network convergence and good performance.

Generally, the hypernetwork calculates a compact matrix $\mathcal{B} = h(\mathbf{R}, \mathbf{t}; \eta)$ of size $256 \times 4 \times I \times J$ according to \mathbf{R}, \mathbf{t} , which contains the pose-dependent coefficient matrices \mathbf{B}^{mn} associated with each latent matrix \mathbf{Y}^{mn} . Each pair of matrices \mathbf{B}^{mn} and \mathbf{Y}^{mn} is combined to compute a vector \mathbf{z}^{mn} , normalized into $\hat{\mathbf{z}}^{mn}$ to satisfy the standard normal distribution. In the last layer of h_ϕ , two branches of fully connected layers accept \mathbf{z}^{mn} and $\hat{\mathbf{z}}^{mn}$, respectively, to initialize the biases and weights in $\{\theta_1^{mn}\}$ accordingly. See supplementary for the details. We note that the tanh activation in the final computation of \mathcal{B} (see Fig. 1) helps to constrain all of its values within the range of $[-1, 1]$.

By incorporating this hypernetwork h_ϕ into the SDF network, we obtain a transformation-enabled SDF architecture, referred to as HyperSE3-SDF. It can transform the surface in the level-set parameter space by adaptively modifying $\{\theta_1^{mn}\}$ in θ . Although we can also apply the formulas

$$\mathbf{W}' = \mathbf{W}\mathbf{R}^{-1}, \mathbf{b}' = -\mathbf{W}\mathbf{R}^{-1}\mathbf{t} + \mathbf{b}, \quad (4)$$

to the weights \mathbf{W} and biases \mathbf{b} in the 1st and 5th layers of the utilized SDF network for simplified surface transformations, the Euclidean nature of these computations yields transformed parameters with shape semantics that are incomparable to those produced by HyperSE3-SDF. We show this empirically with experiments. Derivations of the formulas are provided in the supplementary.

3.2 Dataset Construction

As introduced in Eq. (1), we decompose the level-set parameters θ into $\mu + \Delta\theta$. This is inspired by the reparameterization trick in variational autoencoders [70]. It emulates a normal distribution with expectation μ and homogeneous standard deviation 1. We follow this decomposition to construct a dataset of level-set parameters with shape transformations in two stages.

In the first stage, we train HyperSE3-SDF with a small number of shapes to obtain the shared prior μ . The parameters in μ are divided into (1) the pose-dependent $\{\mu_1^{mn}\}$ for the first SDF layer, and (2) the remaining $\{\mu_\ell^{mn}|\ell>1\}$. Following Eq. (3), each μ_1^{mn} is computed as

$$\mu_1^{mn} = h(\mathbf{R}, \mathbf{t}; \boldsymbol{\eta}, \mathbf{Y}^{mn}). \quad (5)$$

We propose Algorithm 1 in the right to train the parameters $\boldsymbol{\eta}$, $\{\mathbf{Y}^{mn}\}$, and $\{\mu_\ell^{mn}|\ell>1\}$ in HyperSE3-SDF.

Algorithm 1

-
- 1: **for** each batch of shapes **do**
 - 2: Get their points and normals $\{\mathbf{P}_b, \mathbf{N}_b\}$.
 - 3: Sample a batch of transformations $\{\mathbf{R}_b, \mathbf{t}_b\}$.
 - 4: Transform the shapes as $\{\mathbf{P}_b\mathbf{R}_b + \mathbf{t}_b, \mathbf{N}_b\mathbf{R}_b\}$.
 - 5: Get their SDF parameters $\{\theta_b\}$ for $\{\mathbf{R}_b, \mathbf{t}_b\}$.
 - 6: Compute SDF values with $\{f(\mathbf{P}_b\mathbf{R}_b + \mathbf{t}_b; \theta_b)\}$.
 - 7: Calculate the SDF loss based on Eq. (7).
 - 8: Compute gradients and update the parameters.
 - 9: **end for**
-

In Algorithm 1, \mathbf{P}_b and \mathbf{N}_b represent the point cloud and point normals of a shape b , respectively. \mathbf{R}_b and \mathbf{t}_b denote the random transformation applied, and θ_b is the corresponding SDF parameters. It shares the parameters $\{\mu_\ell^{mn}|\ell>1\}$ with μ , but not $\{\mu_1^{mn}\}$. Instead, we compute each θ_b in θ_b by replacing the \mathbf{Y}^{mn} in Eq. (3) with $\mathbf{Y}^{mn} + \Delta\mathbf{Y}^{mn}$, where $\{\Delta\mathbf{Y}^{mn}\}$ are the trainable matrices associated with the specific shape. We find this strategy necessary for network convergence. After training, we discard $\{\Delta\mathbf{Y}^{mn}\}$. The optimized parameters $\boldsymbol{\eta}$, $\{\mathbf{Y}^{mn}\}$, $\{\mu_\ell^{mn}|\ell>1\}$ will be frozen.

In the second stage, we initialize HyperSE3-SDF with the frozen parameters from stage one and train $\Delta\theta$ for each individual shape. The trainable parameters associated with each shape include latent matrices $\{\Delta\mathbf{Y}^{mn}\}$ and $\{\Delta a_\ell^{mn}|\ell>1\}$, all initialized as zeros. We compute each element in $\Delta\theta$ as

$$\Delta\theta_\ell^{mn} = \begin{cases} \frac{1}{I \times J} \sum_{i,j} \mathbf{B}^{mn} \odot \tanh(\Delta\mathbf{Y}^{mn}), & \ell = 1; \\ \tanh(\Delta a_\ell^{mn}), & \ell > 1, \end{cases} \quad (6)$$

with $\{\Delta\theta_1^{mn}\}$ being pose-dependent. \odot denotes the Hadamard product. The tanh function constrains $\Delta\theta$ to be in the range $[-1, 1]$. We train the above parameters similarly based on Algorithm 1. The major difference from stage one is that all shapes in a batch become clones of the individual shape being fitted. In addition, note that $\theta = \mu + \Delta\theta$ in the Algorithm in this stage.

Due to the learned initializations from stage one, we can obtain the level-set parameters of each shape with hundreds of training iterations in stage two. This facilitates the acquisition of a dataset of level-set parameters with transformations. Meanwhile, it enhances shape correlations in the parameter space.

Why not meta-learning like MetaSDF? MetaSDF [15] applies the meta-learning technique [68] to per-category shape reconstruction of DeepSDF. It introduces a large number of additional parameters (*i.e.*, per-parameter learning rates) to train the network, which is computation-intensive. Besides, its three gradient updates of the network during inference stage often result in unsatisfactory surface quality [71]. Moreover, the loss function we employ in Eq. (7) for unsupervised surface reconstruction requires input gradients of the SDF network to be computed with backpropagation at every iteration, prohibiting the application of MetaSDF or MAML [68].

4 Shape Analysis with Level-Set Parameters

4.1 Encoder-based Semantic Learning

We format the level-set parameters into multiple tensors for shape analysis. Specifically, the weights and biases in the first SDF layer are concatenated into a tensor of size 256×4 . Further, we concatenate all parameters from layer 2 to 7 into a tensor of size $6 \times 256 \times 257$, while zero-padding is applied to the parameters of the skipping layer. Regarding the final SDF layer, its parameters are combined into a tensor of size 1×257 . Thus, each shape surface is continuously represented as a tuple of three distinct tensors ($\Theta_1 \in \mathbb{R}^{256 \times 4}$, $\Theta_2 \in \mathbb{R}^{6 \times 256 \times 257}$, $\Theta_3 \in \mathbb{R}^{1 \times 257}$). See supplementary for an illustration.

The proposed semantic learning network has three branches, each processing a different component in the input tensors ($\Theta_1, \Theta_2, \Theta_3$), as depicted in Fig. 2(a). It builds upon the BaseNet and BasePool

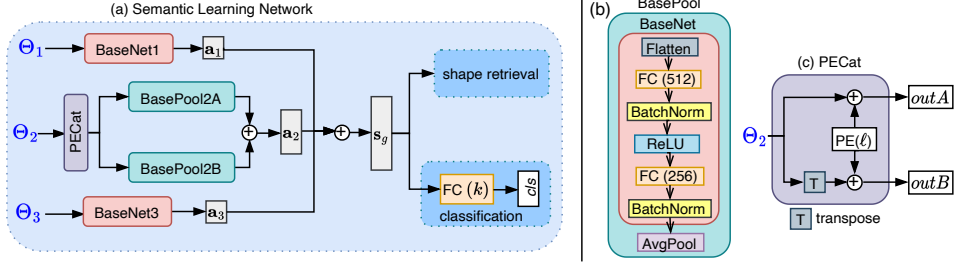


Figure 2: Encoder-based semantic learning from level-set parameters. The network in (a) processes input tensors Θ_1 , Θ_2 , and Θ_3 with different branches. Their outputs are concatenated into a global shape feature s_g , which is applied to shape classification and retrieval. BaseNet1 and BaseNet3 follow configurations of the BaseNet block in (b), while BasePool2A and BasePool2B use the BasePool block in (b), which comprises BaseNet followed by average pooling. Note that we flatten the input tensor (first two dimensions) of BaseNet or BasePool. The PECat, as shown in (c), applies positional encoding to layer indices and concatenates the resulting feature with Θ_2 and its transpose, Θ_2^T .

blocks shown in Fig. 2(b), as well as the PECat block in Fig. 2(c). The BaseNet block comprises two fully connected layers followed by batch normalization [72]. The first layer applies ReLU activation. For batch normalization, we *flatten* the first two dimensions of the input tensor. For example, the resulting dimensions for Θ_1 , Θ_2 , Θ_3 will be 1024, 1536×257 , 257. The BasePool block involves BaseNet followed by average pooling, which is required in processing the three-dimensional Θ_2 .

The PECat block differentiates level-set parameters from different SDF layers in tensor Θ_2 . It applies positional encoding [73] to the layer index $\ell \in \{2, 3, 4, 5, 6, 7\}$, and concatenates the encoded features $PE(\ell)$ to their corresponding layer parameters in Θ_2 . Let d_{pe} be the dimension of $PE(\ell)$. Thus, the tensor $outA$ in Fig. 2(c) has dimension of $6 \times 256 \times (257 + d_{pe})$. We process it with BasePool2A. Besides, to extract semantics from the 2nd dimension of Θ_2 , we transpose Θ_2 into $\Theta_2^T \in \mathbb{R}^{6 \times 257 \times 256}$ and concatenate it with $PE(\ell)$ to get a tensor $outB$ of size $6 \times 257 \times (256 + d_{pe})$, processed by BasePool2B.

The BaseNet1 and BaseNet3 modules compute branch features $a_1 \in \mathbb{R}^{256}$ and $a_3 \in \mathbb{R}^{256}$, respectively, based on Θ_1 and Θ_3 . Meanwhile, BasePool2A and BasePool2B each compute features of size 256, resulting in the concatenated feature $a_2 \in \mathbb{R}^{512}$. These features are further concatenated to form a unified global surface feature $s_g \in \mathbb{R}^{1024}$, which is applicable to both shape classification and retrieval. We train the network with standard cross-entropy loss. The classifier comprises a single FC layer.

Our analysis considers level-set parameters from all layers of SDF, which forms a complete shape representation. In contrast, prior works utilized partial level-set parameters. For instance, [17] did not include the first layer parameters, while [16] excluded the final layer parameters. Further, given our proposed decomposition of θ and the fact that μ is shared by all shapes, we normalize the level-set parameters with μ and study shape semantics with $\Delta\theta$, the instance parameters of each shape.

4.2 Registration-based 6D Pose Estimation

We train the SDF network to estimate shape poses, which entails incorporating the pose parameters \mathbf{R} , \mathbf{t} into the optimizable parameters of the plain SDF network. To achieve, we can either (1) generate the 1st layer parameters with the hypernetwork, or (2) compute the pose-dependent parameters in the 1st and 5th layers based on Eq. (4). We provide estimation results for both options in our experiments.

Problem setting. Given a partial point cloud observation of a shape and the level-set parameters θ representing the shape in its reference pose, we estimate the pose of the observation by optimizing the pose-dependent level-set parameters for the point cloud. This process follows the standard training procedures of the SDF network. During training, we maintain the reference level-set parameters θ frozen. The pose parameters are trained using the distances of points to surface, *i.e.*, the $\mathcal{L}_{\text{dist}}^p$ loss in Eq. (7) for SDF reconstruction. We consider all points as samples on the surface of the shape.

Pose initialization. We define the rotation parameters using Euler angles $\omega = (\alpha, \beta, \gamma)$. The pose estimation involves 3 parameters for rotation and 3 parameters for translation. In the context of SDF, we consider only small translations in the registration. Therefore, we always initialize the translation as $\mathbf{t} = \mathbf{0}$. For the rotation angles, we uniformly partition the space of $[0, 2\pi] \times [0, 2\pi] \times [0, 2\pi]$ into distinct subspaces, and initialize ω with the centers of each subspace. This results in a total of T^3 initializations for ω , denoted as $\Omega = \left\{ \left(\frac{2\pi t_\alpha}{T}, \frac{2\pi t_\beta}{T}, \frac{2\pi t_\gamma}{T} \right) \mid t_\alpha, t_\beta, t_\gamma \in [T] \right\}$.

Candidate Euler angles. For each initialization with $\omega \in \Omega$ and $\mathbf{t} = \mathbf{0}$, we compute the pose-dependent level-set parameters. Using the updated parameters, we predict the SDF values of each point in the partial point cloud, and compute the registration error E_{reg} using $\mathcal{L}_{\text{dist}}^p$. This results in a number of T^3 registration errors, denoted as $\{E_{\text{reg}}^i\}_{i=1}^{T^3}$. We sort these registration errors and select the candidate Euler angles $\Omega^* = \{\omega_i\}_{i=1}^S$ corresponding to the top S smallest registration errors.

Pose estimation. Given the candidate Euler angles Ω^* , we employ Algorithm 2 to estimate the optimal pose. Specifically, for each candidate ω_i , we alternate between optimizing the initialized ω and \mathbf{t} , each for M iterations, over N rounds. We record the optimized pose $(\hat{\omega}_i, \hat{\mathbf{t}}_i)$ and registration loss E_{reg}^i of each candidate ω_i . The optimal pose $(\hat{\omega}_s, \hat{\mathbf{t}}_s)$ is determined as the pair resulting in the smallest registration loss E_{reg}^s . To enhance accuracy in practice, we continue optimizing $(\hat{\omega}_s, \hat{\mathbf{t}}_s)$ by repeating steps 5-6 in Algorithm 2 until convergence. In our experiments, we set $T=15$, $S=20$, $N=20$, and $M=10$.

Algorithm 2

```

1: Compute candidate Euler angles  $\Omega^* = \{\omega_i\}_{i=1}^S$ .
2: for  $i = 1$  to  $S$  do
3:    $\omega \leftarrow \omega_i, \mathbf{t} \leftarrow \mathbf{0}$ .
4:   for  $j = 1$  to  $N$  do
5:     Freeze  $\mathbf{t}$ , optimize  $\omega$  for  $M$  iterations.
6:     Freeze  $\omega$ , optimize  $\mathbf{t}$  for  $M$  iterations.
7:   end for
8:   Record the optimized  $(\hat{\omega}_i, \hat{\mathbf{t}}_i)$  and  $E_{\text{reg}}^i$ .
9: end for
10: Get the index  $s$  of the smallest loss in  $\{E_{\text{reg}}^i\}_{i=1}^S$ .
11: return  $(\hat{\omega}_s, \hat{\mathbf{t}}_s)$ .
```

5 Experiment

ShapeNet [23] and Manifold40 [6] provide multi-category 3D shapes that are well-suited for geometric research in computer graphics and robotics. For the interested shape analysis, we construct Level-Set Parameter Data (LSPData) as continuous shape representations for these datasets. The two-stage training of HyperSE3-SDF in § 3.2 is adopted in this process. In the first stage of constructing the LSPData, we utilize 20 shapes from each class in ShapeNet and 7 shapes per class in Manifold40 to train the pose-dependent initialization μ . The point clouds of each shape for SDF are sampled from the shape surfaces in Manifold40 and sourced from previous work [10] in ShapeNet. We did not consider the loudspeaker category in ShapeNet due to the intricate internal structures of the shapes.

5.1 Understand the Parameter Data

In the proposed dataset construction, we train HyperSE3-SDF for all shapes to create the LSPData with transformations for continuous shape analysis. To validate this approach, we conduct two extra experiments based on the plain SDF network to construct the LSPData, using different settings for μ . In the first experiment, we randomly initialize μ and apply it to all shapes as [17]. In the second, we learn μ using the same training samples as those used for HyperSE3-SDF. The training process resembles the algorithm described in § 3.2, except that we fix the pose as $(\mathbf{I}, \mathbf{0})$ without sampling.

In this ablation study, we compare the constructed LSPData for five major categories of ShapeNet [7]. We present the t-SNE embeddings [74] of the data constructed by random and learned μ in Fig. 3. We note that the embeddings for our HyperSE3-SDF in pose $(\mathbf{I}, \mathbf{0})$ are similar to Fig. 3(b). It can be seen that the learned μ significantly enhances shape semantics compared to the randomly initialized counterpart. Table 1 compares the shape classification results of the different LSPData under different rotation setups. We utilize the encoder-based network in § 4.1 for the classification. ‘ $(\mathbf{I}, \mathbf{0})$ ’ represents testing with data in reference poses. ‘ $z/\text{SO}(3)$ ’ indicates training with data rotated around z axis

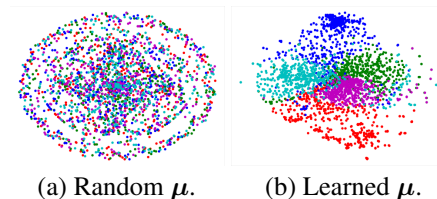


Table 1: Shape semantics of different LSPData.

Network	plain SDF		HyperSE3-SDF
	random	learned	learned
Initialization (μ)			
$\Delta\theta (\mathbf{I}, \mathbf{0})$	41.77	97.0	96.79
$\Delta\theta (z/\text{SO}(3))$	-	86.73	95.76
$\theta (z/\text{SO}(3))$	-	75.48	80.39

Figure 3: t-SNE embeddings of level-set parameter data obtained with different μ , randomly initialized in (a) and learned in (b). Table 1 compares the shape classification accuracy of differently constructed LSPData, under different rotation setups. $(\mathbf{I}, \mathbf{0})$ represents data in reference poses, z indicates data rotated around the vertical axis, and $\text{SO}(3)$ stands for data rotated randomly.

but testing on data arbitrarily rotated in $SO(3)$ [19]. We obtain the transformed LSPData of plain SDF by applying Eq. (4). Notably, the transformed LSPData from HyperSE3-SDF surpasses those from Euclidean computations, while the normalized LSPData $\Delta\theta$ outperforms the unnormalized θ . We also conduct ablation studies to identify the optimal pose-dependent subset within the level-set parameters for the hypernetwork to generate. Details can be found in the supplementary material.

5.2 Shape Classification and Retrieval

We apply the level-set parameters to semantic analysis on ShapeNet and Manifold40. For time concern, a maximum of 2000 shapes are reconstructed for each class in ShapeNet. We filter the continuous shapes based on their Chamfer distances to ensure surface quality. This results in a dataset of 17,656 shapes for ShapeNet and 10,859 for Manifold40. Figure 4 plots the mean and standard deviation of Chamfer distance (CD1) for each class in ShapeNet, illustrating the surface quality represented by our LSPData. Additionally, the mean and standard deviation of CD1 for all classes in Manifold40 are 0.7102 and 0.1443, respectively. Note that our chamfer distances are averaged across multiple random poses due to the introduced surface transformation. Besides, our training set in ShapeNet comprises 200 shapes per class, while in Manifold40, it contains 50% of the shapes per class, up to 200 shapes.

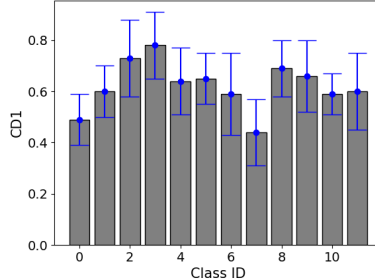


Figure 4: Surface quality of ShapeNet.

ShapeNet. We conduct pose-related semantic analysis on ShapeNet using rotation setups of $z/SO(3)$ and $(\mathbf{I}, \mathbf{0})$. Table 2 demonstrates the feasibility of shape analysis based on level-set parameters without dependence on point clouds and meshes [17]. The proposed level-set parameters, LSPData, show comparable performance to point clouds in shape classification of pose $(\mathbf{I}, \mathbf{0})$. In the challenging setup of $z/SO(3)$, our encoder-based network for LSPData outperforms the rotation-equivariant network VN-DGCNN [18] for point clouds. Conversely, the point cloud-based networks, PointNet [1] and DGCNN [2], yield unsatisfactory results for not addressing rotation equivariance. We note that the equivariance of VN-DGCNN comes with time cost, requiring $9\times$ more time for training compared to DGCNN. In contrast, the classification network for LSPData converges rapidly (*e.g.*, within 20 minutes on the same machine using a single NVIDIA RTX 4090), akin to the observation in [65].

Table 2: Shape classification with different rotation setups on ShapeNet.

Method	pose	OA	plane	bench	cab	car	chair	display	lamp	rifle	sofa	table	phone	vessel
PointNet [1]	$z/SO(3)$	27.34	17.01	33.16	27.41	13.87	29.83	21.88	35.28	61.11	12.36	11.74	22.61	38.13
DGCNN [2]		24.41	81.76	4.82	19.31	43.75	13.60	4.28	59.87	0.00	4.09	4.65	8.38	22.16
VN-DGCNN [18]		90.40	97.01	81.84	93.35	98.35	86.98	83.62	89.05	96.17	89.39	80.95	92.95	93.13
LSPData ($\Delta\theta$)		91.54	97.24	82.36	83.18	98.08	93.43	86.55	89.46	98.15	88.81	85.01	97.21	95.15
PointNet [1]	$(\mathbf{I}, \mathbf{0})$	92.48	97.60	86.46	95.02	98.56	94.07	90.59	87.37	98.15	91.81	81.68	91.76	94.18
DGCNN [2]		94.55	99.00	84.35	95.64	99.86	93.94	94.25	93.31	99.15	92.06	88.26	97.87	97.69
LSPData ($\Delta\theta$)		93.46	98.59	84.02	88.16	98.83	94.65	95.11	93.14	99.57	90.56	87.00	94.15	95.75

Manifold40. We also compare the effectiveness of LSPData in shape classification and retrieval with point clouds under exhaustive rotation augmentations, *i.e.*, the $SO(3)/SO(3)$ setup, abbreviated as $SO(3)$ in Table 3. For retrieval, we take features after the average pooling layer to match shapes in the feature space via Euclidean distances. We evaluate the retrieval performance using mean Average Precision (mAP) alongside the top-1/5/10 recalls. It can be noticed that the proposed encoder-based network for LSPData still outperforms the VN-DGCNN [18], DGCNN [2], and PointNet [1] for point clouds. The performance gap between Manifold40 and ShapeNet is mainly attributed to the restricted number of shapes in certain classes of Manifold40.

Table 3: Shape classification and retrieval for Manifold40.

Method	Pose	classification		retrieval (mAP)		
		OA	mAcc	top1	top5	top10
PointNet	$SO(3)$	79.33	70.63	63.99	59.88	56.84
DGCNN		82.70	74.98	70.82	67.14	64.85
VN-DGCNN		84.61	78.25	80.02	77.13	74.99
LSPData ($\Delta\theta$)		87.02	81.45	83.02	81.54	80.47

5.3 Object Pose Estimation

Data preparation. To prepare the partial point clouds for pose estimation, we select three categories from ShapeNet: *airplane*, *car*, and *chair*, with 10 shapes utilized in each category. For every shape, we create 10 ground-truth transformations with random rotations in the range of $[0, 2\pi]$ and translations in the range of $[-0.1, 0.1]$. For each transformed shape, we create the partial point cloud from its full point cloud representation, using hidden point removal [75]. This results in 300 pairs that covers

Table 4: Optimization-based registration for pose estimation.

Method	$\sigma=0$		$\sigma=0.01$		$\sigma=0.03$		$\sigma=0.01, 30\% \text{ outlier}$	
	RRE↓	RTE↓	RRE↓	RTE↓	RRE↓	RTE↓	RRE↓	RTE↓
ICP [54]	134.08	27.71	-	-	-	-	-	-
FGR [55]	105.88	19.91	-	-	-	-	-	-
TEASER++ [56]	12.98	4.91	126.82	60.26	-	-	-	-
Proposed (V1)	0.12	0.16	0.21	0.32	1.36	1.65	1.35	0.55
Proposed (V2)	0.06	0.12	0.78	0.29	1.38	1.63	1.25	0.54

partial and full point clouds with limited overlaps and large rotations. We introduce different levels of noise, $\sigma \in \{0.01, 0.03\}$, and an outlier ratio of 30% to the partial point clouds for further challenges.

We compare the estimation quality of our method, Proposed V1 and V2 (see § 4.2), with optimization-based registration methods, including ICP [54], FGR [55], and TEASER++[56] in Table 4. Their performance is evaluated based on the relative rotation/translation errors (RRE/RTE). See the supplementary for definitions of the two metrics. RRE is reported in degrees, and RTE is scaled by $\times 100$. Notably, the proposed method effectively estimates poses with arbitrary rotations from partial-view point clouds, even in the presence of significant noise and outliers. Visualized examples are provided in Fig. 5, *with more in the supplementary*. We notice that while TEASER++ recovers most poses in the clean data, its performance drops with noise and outliers. ICP and FGR struggle with estimating large rotations even for clean point clouds. If a method fails in simpler settings, we cease testing it on more challenging data. The proposed method takes ~ 50 seconds to estimate the poses accurately.

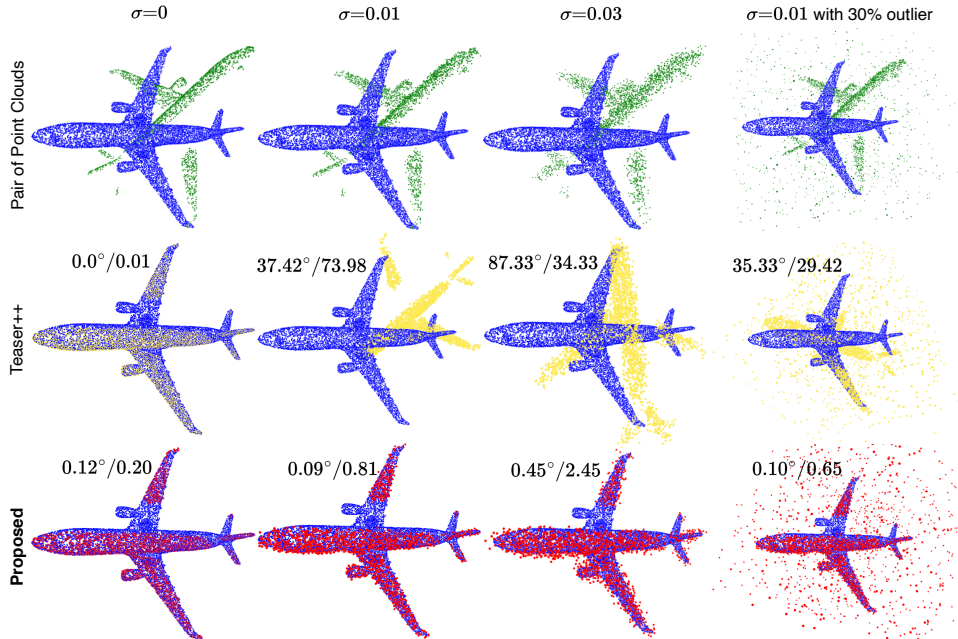


Figure 5: Registration of Teaser++ and ours. RRE/RTE metrics are shown, with RTE scaled by $\times 100$. The ground-truth Euler angles in this case are $\omega = (202.97^\circ, 352.18^\circ, 256.89^\circ)$.

6 Conclusion

This paper extends shape analysis beyond traditional 3D data by introducing level-set parameters as a continuous and numerical representation of 3D shapes. We establish shape correlations in the non-Euclidean parameter space with learned SDF initialization. A novel hypernetwork is proposed to transform the shape surface by modifying a subset of level-set parameters according to rotations and translations in $SE(3)$. The resulting continuous shape representations facilitate semantic shape analysis in $SO(3)$ compared to the Euclidean-based transformations of continuous shapes. We also demonstrate the efficacy of level-set parameters in geometric shape analysis with pose estimation. The SDF reconstruction loss is leveraged to optimize the pose parameters, yielding accurate estimations for poses with arbitrarily large rotations, even when the data contain significant noise and outliers.

Limitations. Level-set parameters summarize the overall topology of 3D shapes and can be applied to global feature learning of continuous shapes. However, they are not suitable for learning local features of 3D shapes, as there is no correspondence between the local structures of the shape and

subsets of the level-set parameters. Researchers have explored local modulation vectors [76] to improve the image classification performance of continuous representations, but with limited success. Mixtures of neural implicit functions [77] may offer potential for enhanced local encoding in the continuous representations. In addition, distinguishing the level-set parameters into pose-dependent and independent subsets, and making them learnable from arbitrarily posed point clouds, could be important for continuous shape representations and analysis in the future.

References

- [1] Charles R Qi, Hao Su, Kaichun Mo, and Leonidas J Guibas. Pointnet: Deep learning on point sets for 3d classification and segmentation. In *Proceedings of the IEEE conference on computer vision and pattern recognition*, pages 652–660, 2017.
- [2] Yue Wang, Yongbin Sun, Ziwei Liu, Sanjay E Sarma, Michael M Bronstein, and Justin M Solomon. Dynamic graph cnn for learning on point clouds. *ACM Transactions on Graphics (tog)*, 38(5):1–12, 2019.
- [3] Yangyan Li, Rui Bu, Mingchao Sun, Wei Wu, Xinhan Di, and Baoquan Chen. PointCNN: Convolution on x-transformed points. In *Advances in Neural Information Processing Systems*, pages 820–830, 2018.
- [4] Huan Lei, Naveed Akhtar, and Ajmal Mian. Spherical kernel for efficient graph convolution on 3d point clouds. *IEEE transactions on pattern analysis and machine intelligence*, 43(10):3664–3680, 2020.
- [5] Rana Hanocka, Amir Hertz, Noa Fish, Raja Giryes, Shachar Fleishman, and Daniel Cohen-Or. MeshCNN: a network with an edge. *ACM Transactions on Graphics (ToG)*, 38(4):1–12, 2019.
- [6] Shi-Min Hu, Zheng-Ning Liu, Meng-Hao Guo, Jun-Xiong Cai, Jiahui Huang, Tai-Jiang Mu, and Ralph R Martin. Subdivision-based mesh convolution networks. *ACM Transactions on Graphics (TOG)*, 41(3): 1–16, 2022.
- [7] Jeong Joon Park, Peter Florence, Julian Straub, Richard Newcombe, and Steven Lovegrove. Deepsdf: Learning continuous signed distance functions for shape representation. In *Proceedings of the IEEE/CVF conference on computer vision and pattern recognition*, pages 165–174, 2019.
- [8] Vincent Sitzmann, Julien Martel, Alexander Bergman, David Lindell, and Gordon Wetzstein. Implicit neural representations with periodic activation functions. *Advances in neural information processing systems*, 33:7462–7473, 2020.
- [9] Yiheng Xie, Towaki Takikawa, Shunsuke Saito, Or Litany, Shiqin Yan, Numair Khan, Federico Tombari, James Tompkin, Vincent Sitzmann, and Srinath Sridhar. Neural fields in visual computing and beyond. In *Computer Graphics Forum*, volume 41, pages 641–676. Wiley Online Library, 2022.
- [10] Lars Mescheder, Michael Oechsle, Michael Niemeyer, Sebastian Nowozin, and Andreas Geiger. Occupancy networks: Learning 3d reconstruction in function space. In *Proceedings of the IEEE/CVF conference on computer vision and pattern recognition*, pages 4460–4470, 2019.
- [11] Philipp Erler, Paul Guerrero, Stefan Ohrhallinger, Niloy J Mitra, and Michael Wimmer. Points2surf learning implicit surfaces from point clouds. In *European Conference on Computer Vision*, pages 108–124. Springer, 2020.
- [12] Zhiqin Chen and Hao Zhang. Learning implicit fields for generative shape modeling. In *Proceedings of the IEEE/CVF conference on computer vision and pattern recognition*, pages 5939–5948, 2019.
- [13] Songyou Peng, Michael Niemeyer, Lars Mescheder, Marc Pollefeys, and Andreas Geiger. Convolutional occupancy networks. In *Computer Vision—ECCV 2020: 16th European Conference, Glasgow, UK, August 23–28, 2020, Proceedings, Part III 16*, pages 523–540. Springer, 2020.
- [14] Julian Chibane, Thiemo Alldieck, and Gerard Pons-Moll. Implicit functions in feature space for 3d shape reconstruction and completion. In *Proceedings of the IEEE/CVF conference on computer vision and pattern recognition*, pages 6970–6981, 2020.
- [15] Vincent Sitzmann, Eric Chan, Richard Tucker, Noah Snively, and Gordon Wetzstein. MetaSDF: Meta-learning signed distance functions. *Advances in Neural Information Processing Systems*, 33:10136–10147, 2020.
- [16] Ziya Erkoç, Fangchang Ma, Qi Shan, Matthias Nießner, and Angela Dai. Hyperdiffusion: Generating implicit neural fields with weight-space diffusion. In *Proceedings of the IEEE/CVF International Conference on Computer Vision*, pages 14300–14310, 2023.

- [17] Luca De Luigi, Adriano Cardace, and Riccardo Spezialetti. Deep learning on 3D neural fields. 2023.
- [18] Congyue Deng, Or Litany, Yueqi Duan, Adrien Poulernard, Andrea Tagliasacchi, and Leonidas J Guibas. Vector neurons: A general framework for so (3)-equivariant networks. In *Proceedings of the IEEE/CVF International Conference on Computer Vision*, pages 12200–12209, 2021.
- [19] Carlos Esteves, Christine Allen-Blanchette, Ameesh Makadia, and Kostas Daniilidis. Learning so (3) equivariant representations with spherical cnns. In *Proceedings of the European Conference on Computer Vision (ECCV)*, pages 52–68, 2018.
- [20] Taco S Cohen, Mario Geiger, Jonas Köhler, and Max Welling. Spherical cnns. *arXiv preprint arXiv:1801.10130*, 2018.
- [21] Nathaniel Thomas, Tess Smidt, Steven Kearnes, Lusann Yang, Li Li, Kai Kohlhoff, and Patrick Riley. Tensor field networks: Rotation-and translation-equivariant neural networks for 3D point clouds. *arXiv preprint arXiv:1802.08219*, 2018.
- [22] Adrien Poulernard and Leonidas J Guibas. A functional approach to rotation equivariant non-linearities for tensor field networks. In *Proceedings of the IEEE/CVF Conference on Computer Vision and Pattern Recognition*, pages 13174–13183, 2021.
- [23] Angel X Chang, Thomas Funkhouser, Leonidas Guibas, Pat Hanrahan, Qixing Huang, Zimo Li, Silvio Savarese, Manolis Savva, Shuran Song, Hao Su, et al. Shapenet: An information-rich 3d model repository. *arXiv preprint arXiv:1512.03012*, 2015.
- [24] Zhirong Wu, Shuran Song, Aditya Khosla, Fisher Yu, Linguang Zhang, Xiaoou Tang, and Jianxiong Xiao. 3d shapenets: A deep representation for volumetric shapes. In *Proceedings of the IEEE conference on computer vision and pattern recognition*, pages 1912–1920, 2015.
- [25] Zheng Dang, Lizhou Wang, Yu Guo, and Mathieu Salzmann. Learning-based point cloud registration for 6d object pose estimation in the real world. In *European conference on computer vision*, pages 19–37. Springer, 2022.
- [26] Roman Klokov and Victor Lempitsky. Escape from cells: Deep kd-networks for the recognition of 3d point cloud models. In *Proceedings of the IEEE International Conference on Computer Vision*, pages 863–872. IEEE, 2017.
- [27] Charles R Qi, Li Yi, Hao Su, and Leonidas J Guibas. PointNet++: Deep hierarchical feature learning on point sets in a metric space. *Advances in Neural Information Processing Systems*, 2017.
- [28] Lei Wang, Yuchun Huang, Yaolin Hou, Shenman Zhang, and Jie Shan. Graph attention convolution for point cloud semantic segmentation. In *Proceedings of the IEEE/CVF conference on computer vision and pattern recognition*, pages 10296–10305, 2019.
- [29] Wenxuan Wu, Zhongang Qi, and Li Fuxin. Pointconv: Deep convolutional networks on 3d point clouds. In *Proceedings of the IEEE Conference on Computer Vision and Pattern Recognition*, pages 9621–9630, 2019.
- [30] Hugues Thomas, Charles R. Qi, Jean-Emmanuel Deschaud, Beatriz Marcotegui, François Goulette, and Leonidas J. Guibas. Kpconv: Flexible and deformable convolution for point clouds. *Proceedings of the IEEE International Conference on Computer Vision*, 2019.
- [31] Hengshuang Zhao, Li Jiang, Jiaya Jia, Philip HS Torr, and Vladlen Koltun. Point transformer. In *Proceedings of the IEEE/CVF international conference on computer vision*, pages 16259–16268, 2021.
- [32] Meng-Hao Guo, Jun-Xiong Cai, Zheng-Ning Liu, Tai-Jiang Mu, Ralph R Martin, and Shi-Min Hu. PCT: Point cloud transformer. *Computational Visual Media*, 7:187–199, 2021.
- [33] Xiaoyang Wu, Yixing Lao, Li Jiang, Xihui Liu, and Hengshuang Zhao. Point transformer V2: Grouped vector attention and partition-based pooling. *Advances in Neural Information Processing Systems*, 35: 33330–33342, 2022.
- [34] Daniel Maturana and Sebastian Scherer. Voxnet: A 3d convolutional neural network for real-time object recognition. In *2015 IEEE/RSJ international conference on intelligent robots and systems (IROS)*, pages 922–928. IEEE, 2015.
- [35] Gernot Riegler, Ali Osman Ulusoy, and Andreas Geiger. Octnet: Learning deep 3d representations at high resolutions. In *Proceedings of the IEEE conference on computer vision and pattern recognition*, pages 3577–3586, 2017.

- [36] Benjamin Graham, Martin Engelcke, and Laurens van der Maaten. 3d semantic segmentation with submanifold sparse convolutional networks. *CVPR*, 2018.
- [37] Dmitriy Smirnov and Justin Solomon. Hodgenet: Learning spectral geometry on triangle meshes. *ACM Transactions on Graphics (TOG)*, 40(4):1–11, 2021.
- [38] Huan Lei, Naveed Akhtar, Mubarak Shah, and Ajmal Mian. Mesh convolution with continuous filters for 3-d surface parsing. *IEEE Transactions on Neural Networks and Learning Systems*, 2023.
- [39] Jonathan Tremblay, Thang To, Balakumar Sundaralingam, Yu Xiang, Dieter Fox, and Stan Birchfield. Deep object pose estimation for semantic robotic grasping of household objects. *arXiv preprint arXiv:1809.10790*, 2018.
- [40] Eric Marchand, Hideaki Uchiyama, and Fabien Spindler. Pose estimation for augmented reality: a hands-on survey. *IEEE transactions on visualization and computer graphics*, 22(12):2633–2651, 2015.
- [41] Andreas Geiger, Philip Lenz, and Raquel Urtasun. Are we ready for autonomous driving? the kitti vision benchmark suite. In *2012 IEEE conference on computer vision and pattern recognition*, pages 3354–3361. IEEE, 2012.
- [42] Chen Wang, Danfei Xu, Yuke Zhu, Roberto Martín-Martín, Cewu Lu, Li Fei-Fei, and Silvio Savarese. Densefusion: 6d object pose estimation by iterative dense fusion. In *Proceedings of the IEEE/CVF conference on computer vision and pattern recognition*, pages 3343–3352, 2019.
- [43] He Wang, Srinath Sridhar, Jingwei Huang, Julien Valentin, Shuran Song, and Leonidas J Guibas. Normalized object coordinate space for category-level 6d object pose and size estimation. In *Proceedings of the IEEE/CVF Conference on Computer Vision and Pattern Recognition*, pages 2642–2651, 2019.
- [44] Sida Peng, Yuan Liu, Qixing Huang, Xiaowei Zhou, and Hujun Bao. PVnet: Pixel-wise voting network for 6dof pose estimation. In *Proceedings of the IEEE/CVF conference on computer vision and pattern recognition*, pages 4561–4570, 2019.
- [45] Kiru Park, Timothy Patten, and Markus Vincze. Pix2pose: Pixel-wise coordinate regression of objects for 6d pose estimation. In *Proceedings of the IEEE/CVF International Conference on Computer Vision*, pages 7668–7677, 2019.
- [46] Haobo Jiang, Zheng Dang, Shuo Gu, Jin Xie, Mathieu Salzmann, and Jian Yang. Center-based decoupled point-cloud registration for 6d object pose estimation. In *Proceedings of the IEEE/CVF International Conference on Computer Vision*, pages 3427–3437, 2023.
- [47] Andy Zeng, Shuran Song, Matthias Nießner, Matthew Fisher, Jianxiong Xiao, and Thomas Funkhouser. 3dmatch: Learning local geometric descriptors from rgb-d reconstructions. In *Proceedings of the IEEE conference on computer vision and pattern recognition*, pages 1802–1811, 2017.
- [48] Christopher Choy, Jaesik Park, and Vladlen Koltun. Fully convolutional geometric features. In *Proceedings of the IEEE/CVF international conference on computer vision*, pages 8958–8966, 2019.
- [49] Yue Wang and Justin M Solomon. Deep closest point: Learning representations for point cloud registration. In *Proceedings of the IEEE/CVF international conference on computer vision*, pages 3523–3532, 2019.
- [50] Shengyu Huang, Zan Gojcic, Mikhail Usvyatsov, Andreas Wieser, and Konrad Schindler. Predator: Registration of 3d point clouds with low overlap. In *Proceedings of the IEEE/CVF Conference on computer vision and pattern recognition*, pages 4267–4276, 2021.
- [51] Sheng Ao, Qingyong Hu, Hanyun Wang, Kai Xu, and Yulan Guo. Buffer: Balancing accuracy, efficiency, and generalizability in point cloud registration. In *Proceedings of the IEEE/CVF Conference on Computer Vision and Pattern Recognition*, pages 1255–1264, 2023.
- [52] Xiaoshui Huang, Guofeng Mei, and Jian Zhang. Feature-metric registration: A fast semi-supervised approach for robust point cloud registration without correspondences. In *Proceedings of the IEEE/CVF conference on computer vision and pattern recognition*, pages 11366–11374, 2020.
- [53] Yasuhiro Aoki, Hunter Goforth, Rangaprasad Arun Srivatsan, and Simon Lucey. Pointnetlk: Robust & efficient point cloud registration using pointnet. In *Proceedings of the IEEE/CVF conference on computer vision and pattern recognition*, pages 7163–7172, 2019.
- [54] Paul J Besl and Neil D McKay. Method for registration of 3-d shapes. In *Sensor fusion IV: control paradigms and data structures*, volume 1611, pages 586–606. Spie, 1992.

- [55] Qian-Yi Zhou, Jaesik Park, and Vladlen Koltun. Fast global registration. In *Computer Vision—ECCV 2016: 14th European Conference, Amsterdam, The Netherlands, October 11–14, 2016, Proceedings, Part II 14*, pages 766–782. Springer, 2016.
- [56] Heng Yang, Jingnan Shi, and Luca Carlone. Teaser: Fast and certifiable point cloud registration. *IEEE Transactions on Robotics*, 37(2):314–333, 2020.
- [57] Jiaolong Yang, Hongdong Li, Dylan Campbell, and Yunde Jia. Go-icp: A globally optimal solution to 3d icp point-set registration. *IEEE transactions on pattern analysis and machine intelligence*, 38(11): 2241–2254, 2015.
- [58] Matan Atzmon and Yaron Lipman. SAL: Sign agnostic learning of shapes from raw data. In *Proceedings of the IEEE/CVF Conference on Computer Vision and Pattern Recognition*, pages 2565–2574, 2020.
- [59] Amos Gropp, Lior Yariv, Niv Haim, Matan Atzmon, and Yaron Lipman. Implicit geometric regularization for learning shapes. In *International Conference on Machine Learning*, pages 3789–3799. PMLR, 2020.
- [60] Ricardo Martin-Brualla, Noha Radwan, Mehdi SM Sajjadi, Jonathan T Barron, Alexey Dosovitskiy, and Daniel Duckworth. Nerf in the wild: Neural radiance fields for unconstrained photo collections. In *Proceedings of the IEEE/CVF Conference on Computer Vision and Pattern Recognition*, pages 7210–7219, 2021.
- [61] Peng Wang, Lingjie Liu, Yuan Liu, Christian Theobalt, Taku Komura, and Wenping Wang. Neus: Learning neural implicit surfaces by volume rendering for multi-view reconstruction. 34:27171–27183, 2021.
- [62] Zehao Yu, Songyou Peng, Michael Niemeyer, Torsten Sattler, and Andreas Geiger. MonoSDF: Exploring monocular geometric cues for neural implicit surface reconstruction. *Advances in neural information processing systems*, 35:25018–25032, 2022.
- [63] Lior Yariv, Jiatao Gu, Yoni Kasten, and Yaron Lipman. Volume rendering of neural implicit surfaces. *Advances in Neural Information Processing Systems*, 34:4805–4815, 2021.
- [64] Yizhak Ben-Shabat, Chamin Hewa Koneputugodage, and Stephen Gould. Digs: Divergence guided shape implicit neural representation for unoriented point clouds. In *Proceedings of the IEEE/CVF Conference on Computer Vision and Pattern Recognition*, pages 19323–19332, 2022.
- [65] Emilien Dupont, Hyunjik Kim, SM Eslami, Danilo Rezende, and Dan Rosenbaum. From data to functa: Your data point is a function and you can treat it like one. *arXiv preprint arXiv:2201.12204*, 2022.
- [66] Ishit Mehta, Michaël Gharbi, Connelly Barnes, Eli Shechtman, Ravi Ramamoorthi, and Manmohan Chandraker. Modulated periodic activations for generalizable local functional representations. In *Proceedings of the IEEE/CVF International Conference on Computer Vision*, pages 14214–14223, 2021.
- [67] Eric R Chan, Marco Monteiro, Petr Kellnhofer, Jiajun Wu, and Gordon Wetzstein. pi-gan: Periodic implicit generative adversarial networks for 3d-aware image synthesis. In *Proceedings of the IEEE/CVF conference on computer vision and pattern recognition*, pages 5799–5809, 2021.
- [68] Chelsea Finn, Pieter Abbeel, and Sergey Levine. Model-agnostic meta-learning for fast adaptation of deep networks. In *International conference on machine learning*, pages 1126–1135. PMLR, 2017.
- [69] Matthew Tancik, Ben Mildenhall, Terrance Wang, Divi Schmidt, Pratul P Srinivasan, Jonathan T Barron, and Ren Ng. Learned initializations for optimizing coordinate-based neural representations. In *Proceedings of the IEEE/CVF Conference on Computer Vision and Pattern Recognition*, pages 2846–2855, 2021.
- [70] Diederik P Kingma, Max Welling, et al. An introduction to variational autoencoders. *Foundations and Trends® in Machine Learning*, 12(4):307–392, 2019.
- [71] Gene Chou, Ilya Chugunov, and Felix Heide. Gensdf: Two-stage learning of generalizable signed distance functions. *Advances in Neural Information Processing Systems*, 35:24905–24919, 2022.
- [72] Sergey Ioffe and Christian Szegedy. Batch normalization: Accelerating deep network training by reducing internal covariate shift. In *International conference on machine learning*, pages 448–456. pmlr, 2015.
- [73] Ben Mildenhall, Pratul P. Srinivasan, Matthew Tancik, Jonathan T. Barron, Ravi Ramamoorthi, and Ren Ng. NeRF: Representing scenes as neural radiance fields for view synthesis. In *European conference on computer vision*, pages 405–421, 2020.
- [74] Laurens Van der Maaten and Geoffrey Hinton. Visualizing data using t-sne. *Journal of machine learning research*, 9(11), 2008.

- [75] Sagi Katz, Ayellet Tal, and Ronen Basri. Direct visibility of point sets. In *ACM SIGGRAPH 2007 papers*, pages 24–es. 2007.
- [76] Matthias Bauer, Emilien Dupont, Andy Brock, Dan Rosenbaum, Jonathan Richard Schwarz, and Hyun-jik Kim. Spatial functa: Scaling functa to imagenet classification and generation. *arXiv preprint arXiv:2302.03130*, 2023.
- [77] Tackgeun You, Mijeong Kim, Jungtaek Kim, and Bohyung Han. Generative neural fields by mixtures of neural implicit functions. *Advances in Neural Information Processing Systems*, 36, 2024.
- [78] Kevin P Murphy. *Machine learning: a probabilistic perspective*. MIT press, 2012.
- [79] Jaehoon Lee, Yasaman Bahri, Roman Novak, Samuel S Schoenholz, Jeffrey Pennington, and Jascha Sohl-Dickstein. Deep neural networks as gaussian processes. *international conference on learning representations*, 2017.
- [80] Diederik P Kingma and Jimmy Ba. Adam: A method for stochastic optimization. *arXiv preprint arXiv:1412.6980*, 2014.
- [81] Sehyun Kwon, Joo Young Choi, and Ernest K Ryu. Rotation and translation invariant representation learning with implicit neural representations. In *International Conference on Machine Learning*, pages 18037–18056. PMLR, 2023.

A The SDF Network

A.1 Tensors of Level-set Parameters

We show the 8-layer SDF network with skipping concatenation in Fig. 6. The resulting level-set parameters $\Theta_1, \Theta_2, \Theta_3$ have dimensions $256 \times 4, 6 \times 256 \times 257$, and 1×257 , respectively. We use the proposed hypernetwork h_ϕ to generate the first layer parameters for surface transformation.

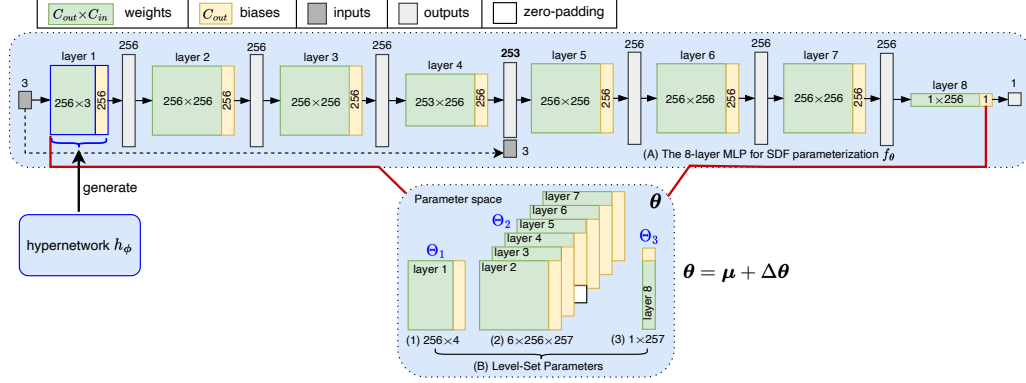


Figure 6: The SDF network and its resulting level-set parameters for shape representation.

A.2 Unsupervised SDF Reconstruction Loss

Let \mathcal{X}_p and \mathcal{X}_n be point clouds sampled on and off the surface. $\hat{\mathbf{n}}(\mathbf{x})$ and $\mathbf{n}(\mathbf{x})$ be the estimated normal and ground truth normal, respectively. We use the loss function \mathcal{L}_{SDF} in Eq. (2) consisting of four objectives $\mathcal{L}_{\text{dist}}^p, \mathcal{L}_{\text{dist}}^n, \mathcal{L}_{\text{eik}}, \mathcal{L}_{\text{norm}}^p$ for SDF reconstruction. They each are computed as

$$\mathcal{L}_{\text{dist}}^p = \sum_{\mathbf{x} \in \mathcal{X}_p} \|f_\theta(\mathbf{x})\|_1, \quad (7)$$

$$\mathcal{L}_{\text{dist}}^n = \sum_{\mathbf{x} \in \mathcal{X}_n} \exp(-\rho \|f_\theta(\mathbf{x})\|_1), \rho \gg 1, \quad (8)$$

$$\mathcal{L}_{\text{eik}} = \sum_{\mathbf{x} \in \mathcal{X}_p \cup \mathcal{X}_n} (\|\nabla f_\theta(\mathbf{x})\|_2 - 1)^2, \quad (9)$$

$$\mathcal{L}_{\text{norm}}^p = \sum_{\mathbf{x} \in \mathcal{X}_p} \|1 - \langle \hat{\mathbf{n}}(\mathbf{x}), \mathbf{n}(\mathbf{x}) \rangle\|_1 + \|\hat{\mathbf{n}}(\mathbf{x}) - \mathbf{n}(\mathbf{x})\|_1. \quad (10)$$

We use \mathcal{L}_{SDF} in the first stage of dataset construction to learn the shard parameters μ . In the second stage, we add two regularization terms to the \mathcal{L}_{SDF} and train the parameters $\{\Delta Y_{ij}^{mn}\}$ and $\{\Delta a_\ell^{mn}\}$ associated with shape instances with the loss below,

$$\mathcal{L} = \mathcal{L}_{\text{SDF}} + \frac{\lambda_{\text{reg}}}{K} \left(\sum_{m,n,i,j} |\Delta Y_{ij}^{mn}| + \sum_{\ell,m,n} |\Delta a_\ell^{mn}| \right). \quad (11)$$

The two extra terms encourage $\Delta\theta$ to be close to zero. λ_{reg} is a hyperparameter, and K denotes the total number of training parameters in $\{\Delta Y_{ij}^{mn}\}$ and $\{\Delta a_\ell^{mn}\}$. The L1 Loss is denoted by $|\cdot|$.

B SDF-based Surface Transformation

B.1 Geometric SDF Initialization with the Hypernetwork

We sample from the standard normal distribution to initialize all entries in each latent matrix \mathbf{Y}^{mn} . This matrix is combined with the pose-dependent coefficient matrix \mathbf{B}^{mn} to compute a vector \mathbf{z}^{mn} .

that follows normal distributions. Specifically, we formulate each element z_j in \mathbf{z} as

$$z_j = \sum_{i=1}^I B_{ij} Y_{ij}, \quad j \in [J], \quad (12)$$

which is a linear combination of variables in the j th column of \mathbf{Y} . The superscripts m, n are omitted.

Let $\mathcal{N}(0, 1)$ be the standard normal distribution. For any random variable $Z = \sum_i \beta_i Y_i$ with $Y_i \sim \mathcal{N}(0, 1) \forall i$, its expectation and variance are

$$\mathbb{E}(Z) = \sum_i \beta_i \mathbb{E}(Y_i) = 0. \quad (13)$$

$$\text{Var}(Z) = \sum_i \beta_i^2 \text{Var}(Y_i) = \sum_i \beta_i^2. \quad (14)$$

The normalized variable $\hat{Z} = \frac{Z}{\sqrt{\sum_i \beta_i^2}} \sim \mathcal{N}(0, 1)$ [78]. We normalize each element in \mathbf{z} as $\hat{z}_j = \frac{z_j}{\sqrt{\sum_i B_{ij}^2}}$ to obtain a normalized vector $\hat{\mathbf{z}}$ where $\hat{z}_j \sim \mathcal{N}(0, 1)$.

Given the normalized vector $\hat{\mathbf{z}}$ which strictly follows a standard normal distribution, we design two different branches, FC1 and FC2, in the last layer of h_ϕ to initialize the weight and bias parameters in $\{\theta_1^{mn}\}$ according to SAL [58]. We note that the approximate Gaussian Process in [79] does not help in generating outputs that follow the standard normal distribution for the required initializations.

Initialization to zero. We use FC1 to generate the SDF biases in $\{\theta_1^{mn}\}$. It takes each \mathbf{z}^{mn} as inputs. We initialize all weights and bias of FC1 as zeros to ensure that the generated SDF biases start at zero.

Initialization to normal distributions. The SDF weights should be initialized following certain normal distributions $\mathcal{N}(\mu, \sigma^2)$, where $\mu=0$ and $\sigma=\sqrt{2/256}$ in our SDF network. We introduce FC2, which takes $\hat{\mathbf{z}}^{mn}$ as inputs to generate θ_1^{mn} . Let $\mathbf{w} \in \mathbb{R}^J$ be the neural weights of FC2. The detailed computation of θ_1^{mn} from $\hat{\mathbf{z}}^{mn}$ is given by

$$\theta_1^{mn} = \mu + \sigma \frac{\langle \mathbf{w}, \hat{\mathbf{z}}^{mn} \rangle}{\langle \mathbf{w}, \mathbf{w} \rangle}. \quad (15)$$

$\langle \cdot, \cdot \rangle$ represents the scalar products between two vectors. Note that FC2 does not require biases.

The proposed hypernetwork emphasizes importance of the first SDF layer while allowing the SDF parameters of the other layers to be shared across different poses, substantially reducing the neural parameter size of h_ϕ . The introduction of the latent matrices $\{\mathbf{Y}^{mn}\}$ is important as it enables the hypernetwork to satisfy the geometric initializations of SDF network. Note that parameters of the unconditioned layers (layer 2-8) in SDF are initialized the same as in SAL [58].

B.2 Euclidean-based SDF Transformation

3D shapes can be transformed in the parameter space by applying Euclidean transformation to their level-set parameters in the reference poses. Let \mathbf{W} and \mathbf{b} be the neural weights and biases that apply to the input coordinates \mathbf{x} , *i.e.*, $\mathbf{W}\mathbf{x} + \mathbf{b}$. For the surface transformed with \mathbf{R} , \mathbf{t} , resulting in $\mathbf{y} = \mathbf{R}\mathbf{x} + \mathbf{t}$ in the Euclidean space, the related parameters can be modified as

$$\mathbf{W}' = \mathbf{W}\mathbf{R}^{-1}, \quad \mathbf{b}' = -\mathbf{W}\mathbf{R}^{-1}\mathbf{t} + \mathbf{b}. \quad (16)$$

It is obtained by replacing the \mathbf{x} in $\mathbf{W}\mathbf{x} + \mathbf{b}$ with $\mathbf{x} = \mathbf{R}^{-1}(\mathbf{y} - \mathbf{t})$. However, this Euclidean-based SDF transformation yields level-set parameter data that require more data augmentations for shape classification and retrieval in $\text{SO}(3)$, similar to point cloud data.

C Implementation Details

Hypernetwork h_ϕ . In the first stage of our dataset construction, we train HyperSE3-SDF with a batch size of 50 for 50000 epochs. We utilize the Adam Optimizer [80] with an initial learning rate of 0.001, which exponentially decays at a rate of $\gamma=0.998$ every 30 epochs to train the model. This training process takes 3 days on a GeForce RTX 4090 GPU.

Table 5: The surface quality of different methods in implicit surface transformations.

Method	Baseline		Baseline++		HyperSE3-SDF		HyperSE3-SDF Dataset	
	CD1 ↓	NC ↑	CD1 ↓	NC ↑	CD1 ↓	NC ↑	CD1 ↓	NC ↑
#epochs/runtime	10000/1 hour						500/4 minutes	
airplane	2.83±3.71 1.44±0.77	0.94±0.05 0.93±0.03	0.54±0.06 0.90±0.31	0.98±0.00 0.96±0.01	0.48±0.02 0.48±0.07	0.99±0.00 0.98±0.00	0.53±0.06 0.48±0.05	0.99±0.00 0.98±0.00
car	1.50±0.50 0.97±0.12	0.95±0.01 0.95±0.00	1.20±0.41 1.33±0.42	0.96±0.01 0.93±0.01	0.73±0.18 0.72±0.03	0.98±0.00 0.96±0.00	0.66±0.18 0.74±0.04	0.98±0.00 0.96±0.00
chair	11.51±2.72 10.21±3.37	0.71±0.09 0.75±0.14	8.77±5.49 2.57±3.35	0.78±0.14 0.92±0.11	0.61±0.07 0.55±0.07	0.98±0.00 0.98±0.00	0.57±0.06 0.54±0.05	0.99±0.00 0.98±0.00
lamp	1.33±0.56 1.18±0.33	0.95±0.02 0.97±0.01	1.05±0.32 0.96±0.23	0.97±0.01 0.97±0.01	0.62±0.08 0.70±0.24	0.98±0.00 0.98±0.01	0.56±0.05 0.64±0.14	0.98±0.00 0.98±0.00
table	1.01±0.27 0.80±0.17	0.96±0.01 0.96±0.01	0.83±0.22 0.98±0.20	0.97±0.01 0.95±0.01	0.62±0.10 0.62±0.10	0.98±0.00 0.97±0.00	0.55±0.03 0.60±0.09	0.98±0.00 0.98±0.00

Sampling Transformations. We consider Euler angles in the range of $[0, 2\pi]$ and translations in the subspace of $[-0.1, 0.1]^3$ in the context of SDF. For dataset construction, we randomly sample 150 pairs of (\mathbf{R}, \mathbf{t}) , including the reference pose $(\mathbf{I}, \mathbf{0})$, which are fixed and shared across all epochs. Additionally, in each epoch, we randomly sample another 150 (\mathbf{R}, \mathbf{t}) on-the-fly. These fixed and on-the-fly transformations are collectively utilized to train the HyperSE3-SDF network. This strategy facilitates satisfactory convergence and generalization of the model.

Augmentation of Level-Set Parameters. In the semantic shape analysis with level-set parameters, we apply scaling operations to the level-set parameters using normal distributions with a major sigma of $\sigma_1=0.2$ and a minor sigma of $\sigma_2=0.05$ for small perturbations of different θ . Additionally, we apply dropout with a rate of 0.5 to Θ_2 and the features learned from different branches. We also perturb the level-set value $c=0$ using normal distributions with $\sigma_c=0.1$, and apply positional encoding to c . The resulting $\text{PE}(c)$ is concatenated to Θ_3 for feature extraction from the corresponding branch.

Other Details. We use 500 shapes from each of the five categories: *airplane*, *chair*, *lamp*, *sofa*, *table*, in the experiments of § 5.1.

D Pose-Dependent Parameters in θ

To verify the choice of our HyperSE3-SDF on pose-dependent level-set parameters, we introduce two variants: Baseline and Baseline++, which condition different subsets of level-set parameters on rotations and translations. Specifically, Baseline utilizes the hypernetwork to generate biases of the first SDF layer, while Baseline++ generates biases of all layers with the hypernetwork. We compare their performance to the proposed hypernetwork, which generates weights and biases of the first SDF layer. In this study, we train the different networks without learned initializations.

We evaluate surface reconstruction using L1 Chamfer Distance ($\text{CD1} \times 100$) and Normal Consistency (NC). To assess overall surface quality across various transformations, we randomly sampled 50 poses, calculating the mean and deviation of these metrics to report performance. Table 5 summarizes the results, showing that the proposed hypernetwork significantly outperforms Baseline and Baseline++. For reference, we provide the corresponding shape quality in our two-stage constructed dataset. The training time for a shape in the second stage of dataset construction is 4 minutes, which is significantly less than the 1 hour required for a hypernetwork without learned initializations.

In the Fig. 7 below, we visualize the transformed surfaces of an airplane and a chair using different hypernetworks. The first column represents the reference pose, while the subsequent columns display randomly transformed surfaces. This visualization reaffirms the superiority of HyperSE3-SDF.

E Pose Estimation

Evaluation Metrics. Let \mathbf{R}, \mathbf{t} be the ground-truth rotation and translation, respectively, while $\hat{\mathbf{R}}, \hat{\mathbf{t}}$ be their estimated counterparts. We evaluate the pose estimation quality using Relative Rotation Error (RRE) and Relative Translation Error (RTE), calculated as follows:

$$\text{RRE} = \arccos\left(\frac{\text{tr}(\hat{\mathbf{R}}^\top \mathbf{R}) - 1}{2}\right), \text{RTE} = \|\hat{\mathbf{t}} - \mathbf{t}\|_2. \quad (17)$$

We show in Fig. 8 distributions of the ground-truth Euler angles in our 300 point cloud pairs. It can be seen that the angles vary from 0° to 360° . Figure 9 presents several examples comparing the

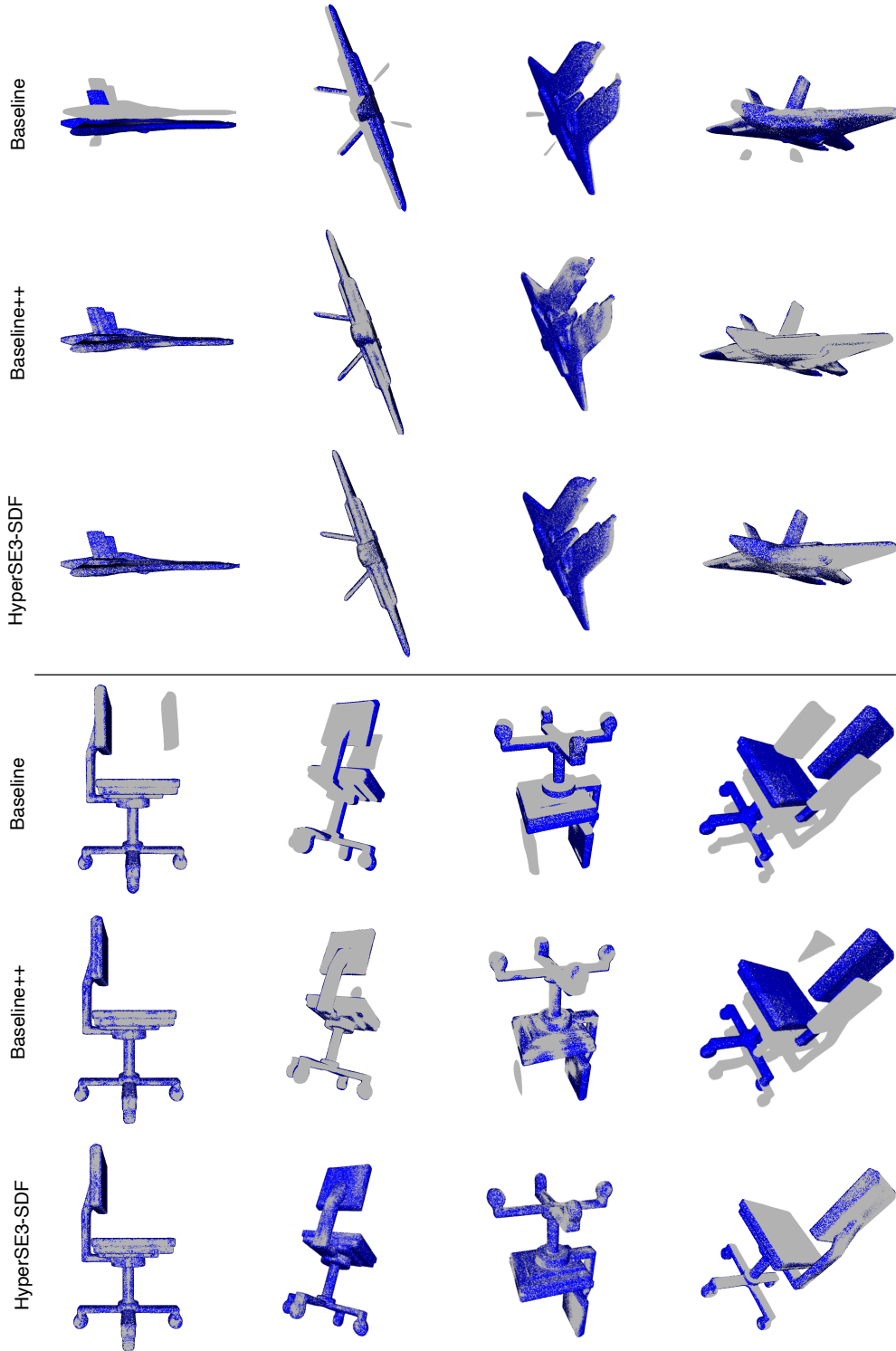


Figure 7: Comparison of different hypernetworks at transforming the continuous shape surfaces. We show the transformed point cloud with blue dots on top of the shape surface. The proposed HyperSE3-SDF performs the best, while Baseline++ outperforms Baseline.

performance of Teaser++ and the proposed method across data with different noise levels and outliers. Teaser++ performs well only on clean data without noise, whereas the proposed method consistently produces accurate estimations under all conditions.

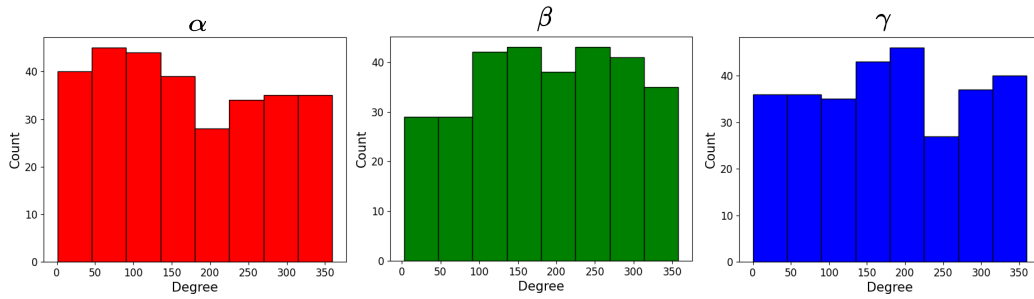


Figure 8: Distributions of Euler Angles for the ground-truth rotations.

F Discussion.

This work focuses on demonstrating the viability of level-set parameters as an independent data modality with transformations enabled in $SE(3)$ for shape representations. It is different from some existing work [81] which exploits neural fields as a self-supervision technique to learn semantic features disentangled from the orientation of explicit representations such as images.

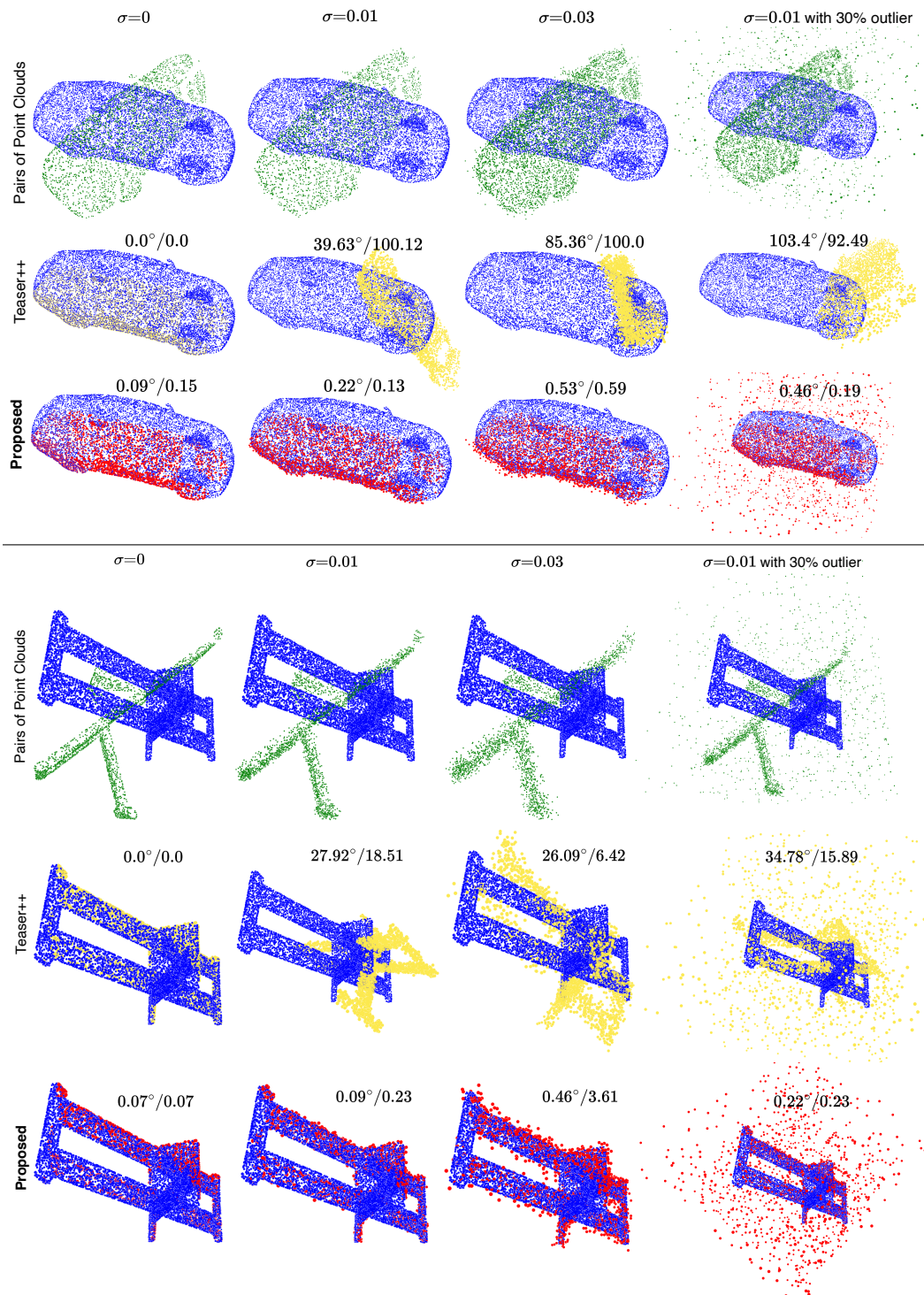


Figure 9: Registration comparison between Teaser++ and the proposed method. We report RRE/RTE results. Note that RTE is scaled by $\times 100$.