

Persona-SQ: A Personalized Suggested Question Generation Framework For Real-world Documents

Zihao Lin^{1*}, Zichao Wang², Yuanting Pan³, Varun Manjunatha²
Ryan Rossi², Angela Lau², Lifu Huang¹, Tong Sun²

¹UC Davis ²Adobe ³Stanford University
qzlin@ucdavis.edu jackwa@adobe.com

Abstract

Suggested questions (SQs) provide an effective initial interface for users to engage with their documents in AI-powered reading applications. In practical reading sessions, users have diverse backgrounds and reading goals, yet current SQ features typically ignore such user information, resulting in homogeneous or ineffective questions. We introduce a pipeline that generates personalized SQs by incorporating reader profiles (professions and reading goals) and demonstrate its utility in two ways: 1) as an improved SQ generation pipeline that produces higher quality and more diverse questions compared to current baselines, and 2) as a data generator to fine-tune extremely small models that perform competitively with much larger models on SQ generation. Our approach can not only serve as a drop-in replacement in current SQ systems to immediately improve their performance but also help develop on-device SQ models that can run locally to deliver fast and private SQ experience.

1 Introduction

Large language models (LLMs) have shown strong promise as document assistants to help users better read and understand their content in the form of AI-powered reading software and applications such as ChatPDF,¹ NotebookLM,² and Acrobat’s AI Assistant.³ One of the core features of these AI-powered reading applications is automatically generating suggested questions (SQs) (Wang et al., 2019; Huang et al., 2023). These questions are among the first features that users see when they first upload a document and have the potential to help improve user engagement (Cox et al., 2019; Santhosh et al., 2024), and guide the user to more effectively navigate documents (Chen et al., 2023),

ultimately leading to improved productivity. These automatically generated SQs could also relieve users from manually typing questions they want to ask, resulting in a more effortless interaction (Sawar and Eika, 2020).

Typically, users with different backgrounds and interests may possess distinct goals and information-seeking needs, even when reading the same document. Ideally, for different users, the AI-powered reading applications would tailor the generated SQs to their backgrounds and needs. Unfortunately, the current SQ feature across reading applications relies mostly on the document as the anchor for generating document-relevant SQs but largely ignores information about users themselves. One challenge lies in the difficulty of obtaining such user profile information during reading, likely because of privacy considerations and because user activities, from which we can draw inferences about the user, are difficult to track and record, especially when the document is in the form of a PDF. As a result, without user information, the generated SQs may appear homogeneous, repetitive, and ineffective. These observations and challenges motivate our work: how to personalize the generated SQs to tailor to the backgrounds and reading goals of different individuals, especially with the absence of user profile information?

1.1 Contributions

We situate our work in the context of reading in professional work environments and investigate persona-based SQ generation by synthetically injecting user profile information, in the form of their profession and reading goals, into the SQ generation process. We propose a simple framework, **Persona-SQ** for such a synthetic persona-based SQ generation system, where an LLM first generates a few user profiles and then generates SQs for each user profile. Each generation stage has a scoring process to retain only high-quality and

* Work done during an internship at Adobe.

¹www.chatpdf.com

²notebooklm.google.com

³www.adobe.com/acrobat/generative-ai-pdf

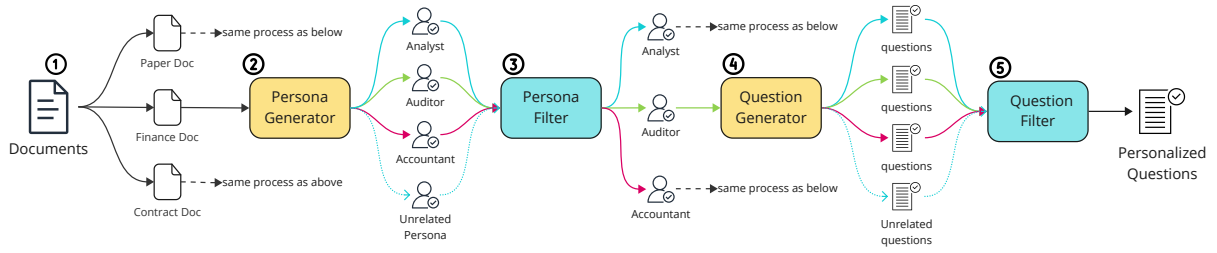


Figure 1: An illustration of **Persona-SQ**, our personalized suggested question generation pipeline.

relevant generated profiles and questions.

We validate our approach by generating SQs from three sets of public documents drawn from diverse domains including finance, legal, and academia. Various metrics, including human evaluations and our newly designed diversity metrics, show that our Persona-SQ system instantiated using GPT4o (OpenAI, 2024), consistently produces more diverse and higher quality SQs than the GPT4o baseline that generates SQs without using persona information. This encouraging result implies that our method has the potential to be a simple drop-in upgrade to improve existing SQ generators when they are implemented using powerful LLMs through API calls.

We further showcase the utility of Persona-SQ by instantiating it with an open-source model (Llama-3.1-70B (Dubey et al., 2024)). We utilize it to curate a large synthetic SQ dataset with 100k questions from thousands of diverse, real-world documents which we then use to fine-tune very tiny models of only 360 million parameters for the task of SQ generation. On both automatic and human evaluations, we demonstrate that models fine-tuned using the Persona-SQ dataset outperform models fine-tuned on an SQ dataset without persona and on public question datasets by a large margin, and are a strong contender to their much larger counterparts such as GPT4o. These small models have the potential to be deployed on the user’s end device, delivering a fast and private SQ experience when reading documents without API calls and without the document leaving the user’s device.

2 Persona-SQ Framework

We now introduce **Persona-SQ**, our approach to generate personalized SQs, which is illustrated in Figure 1. Persona-SQ consists of five steps: document collection, persona generation, question formulation, and robust quality control mechanisms for filtering suboptimal personas and questions. We

show how to use our pipeline in Appendix B.

Step 1: Collect Documents. We compile sets of open-source documents from public websites and datasets. For a given domain d , we denote the corresponding document set as $\mathcal{D}_d = \{D_1, \dots, D_U\}$, where U is the total number of documents.

Step 2: Generate Professions and Goals. For each document D_i within domain d , we employ an LLM to generate relevant professional roles p and their corresponding sets of five objectives g_1, \dots, g_5 . These objectives represent the potential goals that professionals might aim to achieve through their inquiries. For instance, in the financial domain, the generated personas include “investors” seeking to “evaluate the company’s operational performance and profitability,” and “regulators” aiming to “assess potential future corporate risks.” This process results in a comprehensive pool of profession-goal pairs for each domain. The specific prompt template used for generating these professions and their associated goals is detailed in Table 11.

Step 3: Quality Control for Professions and Goals. We implement two distinct strategies to ensure the quality of generated personas. First, we normalize the profession pool by utilizing the LLM to consolidate overlapping personas generated from different documents within the same domain. For instance, variations such as “accountants” and “financial accountants” are unified under the single persona “accountant”. The specific prompt for this consolidation process is presented in Table 11. Subsequently, we aggregate the goals associated with each normalized profession. For each domain d , we establish a dictionary of persona-goals pairs, denoted as $\mathcal{H}_d = \{p^1 : [g_1^1, \dots, g_n^1], \dots, p^m : [g_1^m, \dots, g_n^m]\}$, where m represents the total number of personas in domain d , and n denotes the number of goals per domain. For simplification, we ignore the subscript d for personas and goals. Second, we implement a quality assessment mech-

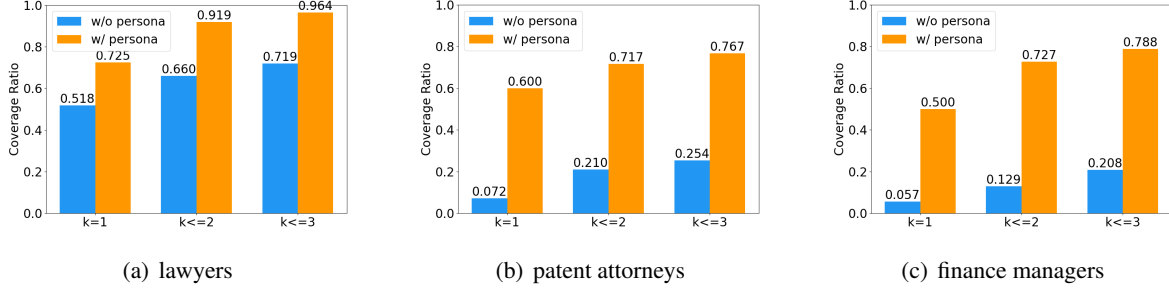


Figure 2: Examples of the persona coverage ratio (legal). The higher scores of SQs generated with persona compared to those generated without persona indicate the personalized SQs are more aligned to the intended personas.

anism for the generated goals associated with each persona. We evaluate each goal on a scale from 1 to 5, based on its relevance to the corresponding persona. Higher scores indicate a greater likelihood that the persona would pursue that goal when reading the document. Goals scoring below 4 are eliminated from the pool. The detailed scoring criteria and associated prompts are documented in Table 12. Following this filtration process, we randomly select five goals from the refined goal pool for each persona-document pair to facilitate personalized question generation.

Step 4: Generate Personalized Questions. For each document, we generate various personalized questions q according to the persona and goals. We can formulate the process as the following equation: $\{q_1^i, \dots, q_{t_i}^i\} = \text{LLM}(P_{gen}, p^i, [g_1^1, \dots, g_5^1])$, where t_i is the number of generated personalized questions giving persona p_i . The prompt for generation P_{gen} is shown in Table 11.

Step 5: Quality Control for Personalized Questions. We implement three quality control mechanisms to ensure the validity of generated questions:

- **Question Length Assessment:** We establish length constraints by filtering out questions containing fewer than 5 tokens or exceeding 100 tokens to maintain optimal question complexity and clarity.
- **Quality Evaluation:** We employ an LLM-based multi-dimensional scoring system (scale 1-5) based on two critical criteria: (1) relevance between SQs and the given persona with goals, and (2) relevance between SQs and the given document. The generated SQs whose scores are below 4 are excluded. The detailed evaluation criteria and scoring prompt are presented in Table 13.

- **Answerability Verification:** We evaluate the answerability of each question using LLM-based assessment. For questions deemed answerable, we generate both the answer and corresponding reference content from the source document. Unanswerable SQs are excluded. The verification prompt is documented in Table 15.

We note that the above description of Persona-SQ is more suitable for generating a collection of SQs from a collection of documents. This process 1) ensures that we obtain enough generated SQs and normalized personas for corpus-level analyses (see Section 3) and 2) simplifies the process of synthesizing training data for fine-tuning models for SQ generation (see Section 4). However, we emphasize that it is straightforward to apply Persona-SQ for a single document, which provides personalized SQs in a single reading session; the only difference is that step 1 is no longer needed because the document would be provided by the user from which personas, goals, and personalized SQs will be generated. We also note that the system is extensible; it can be further enriched and expanded to include not only persona information but other types of information to guide and improve the resulting SQs for use cases in addition to personalization.

3 Demonstration 1: Persona-SQ improves LLM-based SQ generation

In this section, we demonstrate the efficacy of Persona-SQ when it is instantiated with the state-of-the-art LLM. We show that Persona-SQ improves SQ generation compared to the regular SQ generation pipeline without persona information. We perform automatic evaluation on a large set of documents and generate SQs in Section 3.1 and human evaluation on a small set of documents in Section

Table 1: The corpus-level cosine similarity scores ↓.

Method	Legal	Finance	Academia
Baseline	95.8	96.5	91.7
Persona-SQ	84.4	89.9	83.2

3.2. Demo is built with Gradio (Appendix A).

3.1 Automatic evaluation

The automatic evaluation seeks to demonstrate that personalized SQs are distinctly differentiated across varying objectives, and appropriately tailored to each persona. We introduce five novel evaluation criteria, including question semantic diversity, question persona alignment, and question quality, which are introduced in this section; along with persona distribution and persona alignment distribution skewness, which will be introduced in Appendix C.2 and C.4 separately.

Dataset We first randomly collect a total of 250 documents from three domains, including finance, legal, and academia. We apply GPT4o-based Persona-SQ to generate persona-specific SQs, and generic SQs without giving persona information which are used as baselines. Table 9 displays the statistics on the source documents and the generated personas and SQs.

Question Semantic Diversity We assess whether our persona-based approach generates truly distinct questions for different personas by measuring the cosine similarity between questions generated for the same document. Using the gte-Qwen2-1.5B-instruct embedding model (Li et al., 2023), we compute pairwise similarities between questions generated for different personas and average them to obtain document-level and dataset-level diversity scores. Appendix C.1 provides further details on the implementation of this metric. Table 1 shows that, on the corpus level, Persona-SQ generates more diverse questions compared to the baseline without personas across domains, demonstrating that incorporating personas leads to more differentiated questions targeting different user interests. Additional visualizations in Appendix D.1 illustrate this increased diversity through similarity heatmaps on a document level.

Question Persona Alignment We assess whether questions generated by Persona-SQ appropriately reflect their intended personas through a novel “reverse ranking method” where an LLM

Table 2: The corpus-level coverage ratio scores ↑.

Top K	Persona	Legal	Finance	Academia
Top 1	Baseline	9.6	9.2	20.8
	Persona-SQ	35.1	32.2	31.9
Top 2	Baseline	21.6	20.6	34.3
	Persona-SQ	55.9	50.4	50.7
Top 3	Baseline	30.6	27.9	43.7
	Persona-SQ	67.7	61.4	61.2

ranks personas based on their relevance to each generated question. The details of the “reverse ranking method” is shown in Appendix C.2. Using this ranking method, we compute a coverage ratio that measures how well questions align with their intended personas. For each question generated using persona p^i , we calculate the proportion of times p^i appears as the most relevant persona in the LLM’s ranking. Higher ratios indicate better alignment between generated questions and their target personas. More details are available in Appendix C.3. We report the average coverage of all personas in Table 2. It is illustrated that questions generated by Persona-SQ achieve significantly higher coverage ratios compared to the baseline without personas, demonstrating that our approach generates questions that better reflect their intended personas. The coverage ratios of three persons in the legal domain are shown in Figure 2 as examples.

Question quality We use GPT4o as a judge (Zheng et al., 2023) to evaluate a small sample of questions from both Persona-SQ and baselines. The metrics include relevance, readability, importance, and answerability, following the suggestions of recent work (Oh et al., 2023; Fu et al., 2024) and our own observations that traditional question generation metrics such as ROUGE (Lin, 2004) are inappropriate to capture the nuances in a question and it is better to resort to human evaluation (see next paragraph) and LLM-based evaluations. Using GPT4o as evaluator (sample prompts are in Appendix E), we show in Table 4 that Persona-SQ significantly improves question importance while mostly maintaining the performance of other metrics.

3.2 Human evaluation

We also conduct a preliminary user study in a more realistic scenario where a user uploads a document and observes a set of SQs. We conduct an A/B style test where the user sees a total of six ques-

Table 3: Users rank SQs generated by Persona-SQ system more favorably than SQs generated baseline system.

Method	Avg. Rank ↓	Win Ratio ↑	MRR ↑
Baseline	4.12	24.2%	0.313
Persona-SQ	2.88	75.8%	0.504

tions, three generated by Persona-SQ and the rest by the baseline, along with a document. The user’s task is to rank all six questions in terms of their preferences in decreasing order, i.e., SQ ranked 1 is the most preferred SQ, without knowing which question is generated by which process. We use a subset of 14 documents and recruit 400 users for this study. We then compute the mean and median rankings of questions from both Persona-SQ and baseline, respectively. Both use GPT4o as the LLM to generate SQs. Results in Table 3 reveal strong early signal that users prefer SQ generated by our Persona-SQ system compared to baseline. These results further validate the usefulness of Persona-SQ in improving SQs in real-world scenarios.

4 Demonstration 2: Persona-SQ results in powerful small model for SQ generation

We additionally demonstrate Persona-SQ’s utility in generating synthetic training data to fine-tune extremely small models (less than 400 million parameters) for the task of SQ generation. The reason for choosing models of such extreme small scale is twofold. First, the smaller the model size, the easier it is to implement and run the model within an AI-powered reading application in an actual production environment (more in Appendix F). Second, there is a growing interest in finding practical use cases for extremely small models.⁴ Both of these motivate us to focus on scaling down model sizes and to contribute a new practical use case, i.e., SQ generation, for these small models. We build this model demo with Gradio (Appendix A).

Dataset. We instantiate Persona-SQ with an open-source LLM, namely Llama-3.1-70B, and apply it on a large set of diverse documents to generate between 9 and 16 SQs per document. We split the dataset according to document IDs into training, validation, and test sets. Table 10 shows the resulting dataset’s statistics.

⁴For example, see <https://shorturl.at/Vs7xn> and <https://shorturl.at/HEHFu> for relevant discussions.

Table 4: Persona-SQ, both using GPT4o and fine-tuned SmolLM, generates higher-quality SQs across most metrics (relevance, readability, importance, and answerability) than SQs generated by baselines without persona information.

Model/Method	Rel.	Read.	Imp.	Ans.
Baseline (GPT4o)	4.94	5.00	3.97	4.86
Persona-SQ (GPT4o)	4.94	5.00	4.97	4.75
Baseline (SmolLM 360M)	4.25	4.69	4.14	3.86
Persona-SQ (SmolLM 360M)	4.63	4.77	4.77	4.17

Models and baselines. We fine-tune the SmolLM 360M Instruct model⁵ on the SQ dataset synthesized by Persona-SQ as well as by the baseline (without using persona). We also fine-tune them with SQuAD, an open-source QA dataset that we re-purpose for the SQ generation task. More details are in Appendix H.

Evaluations We conduct a series of evaluations similar to the previous section. **For automatic evaluation,** we first compute question semantic diversity and question persona alignment, comparing the model fine-tuned on the Persona-SQ generated dataset versus the model fine-tuned on an SQ dataset without persona. Table 5 succinctly summarizes the results, suggesting that Persona-SQ results in a model capable of generating more diverse questions. We then compare the SQs generated by our Persona-SQ fine-tuned model with those generated by GPT4o and with those generated by non-Persona-SQ fine-tuned model. Results in Table 4 further confirms that model fine-tuned on Persona-SQ dataset outperforms the baseline model across the board, and approaches the performance of Persona-SQ instantiated with GPT4o. **For human evaluation,** we largely follow the procedure outlined in the previous section, comparing Persona-SQ fine-tuned model with GPT4o baseline without persona. Results in Table 4 show promising signal that users prefer the Persona-SQ fine-tuned small model over GPT4o baseline, even though our model is perhaps hundred times smaller than GPT4o. More evaluation results are available in Appendix J.

Deployment considerations Given its tiny size, the model takes only about 760 megabytes on-

⁵We have also attempted an even smaller one, SmolLM 135M Instruct, but the results were not competitive; we leave improving the SQ generation performance for even smaller models as a valuable future direction.

Table 5: The evaluation scores of SmoLLM-360M and the baseline. **Sim.** represents the question semantic diversity and **coverage ratio topK** represents the question persona alignment.

Method	Coverage Ratio			
	Sim. ↓	Top 1 ↑	Top 2 ↑	Top 3 ↑
Baseline	69.3	50.0	77.3	83.8
Persona-SQ	68.1	55.8	81.7	88.1

Table 6: Users in general prefer SQs generated by our model fine-tuned on the Persona-SQ dataset to those generated by GPT4o without persona.

Method	Avg. Rank ↓	Win Ratio ↑	MRR ↑
Baseline (GPT4o)	4.38	16.7%	0.301
Persona-SQ (SmoLLM)	2.62	83.3%	0.515

device with fp16 weights. With further optimization such as quantization aware training, we can potentially further reduce this model to around 200 megabytes with 4bit weight quantization. Latency when running an un-optimized, un-quantized model on a commercial CPU laptop (MacBook M2) is around 0.5 seconds for model loading and around 10 seconds for generating a persona and question. Further optimization techniques could potentially yield substantial improvements in both storage efficiency and computational performance. The exploration of such optimization strategies presents a promising direction for future research.

5 Related Work

5.1 Question Generation

Prior work on question generation focuses primarily on the educational use case (Wang et al., 2018; Xu et al., 2022; Luo et al., 2024; Li and Zhang, 2024; Kumar and Lan, 2024). Those works will result in a question generation pipeline or a model optimized for educational use cases, specifically, generating questions that require students to answer to improve their learning outcomes. In contrast, our work aims to improve the question quality suggested by the AI assistant / chatbot, which helps users to better interact with the assistant and understand documents more easily. Recent works have demonstrated the capability of LLMs to generate high-quality questions (Yuan et al., 2022; Li and Zhang, 2024; Wang et al., 2022), which is already implemented in the current AI Assistant. However, those works lack investigations with the personalized question generation. Our Persona-SQ frame-

work bridges this gap by leveraging personas to generate more personalized questions.

5.2 Personalized Large Language Models

Personalized LLMs can be divided into two types: (1) LLM personalization, in which LLMs need to take care of users’ personas (e.g., background information, or historical behaviors) to meet customized needs (Salemi et al., 2024; Kumar et al., 2024); and (2) LLM Role-play, in which LLMs play the assigned personas (i.e., roles) and act in accordance with environmental feedback (Shao et al., 2023; Shanahan et al., 2023). Our work belongs to the former type. The definition of persona in LLM personalization is different in various works. For example, Sun et al. (2024) utilizes three personas: distilled persona, induced persona, and historical action to customize LLM’s output. Some works define personas as characteristics, general facts, and historical action to customize the dialogue between AI Assistant and users (Kim et al., 2024; Zhang, 2018; Tang et al., 2023). In the personalized healthcare domain, Zhang et al. (2024) takes the patient profile (e.g., the patient with diabetes) as the persona. Persona-SQ, on the contrary, defines "persona" in two aspects: (1) the profession of the users and (2) the reading goals. We posit that different professions and goals lead to different interests as part of the same document, thus leading to more personalized and diverse questions.

6 Conclusion

We introduced Persona-SQ, an approach to improve suggested questions (SQs) in AI-powered reading applications by incorporating synthetic user profiles consisting of professions and reading goals. Through extensive experiments on documents from diverse domains, we demonstrated that Persona-SQ improves SQ quality and diversity compared to traditional non-personalized approaches. We further showed that Persona-SQ can be used to generate synthetic training data to fine-tune extremely small models (360M parameters) that perform competitively with much larger models on SQ generation. These results suggest two promising directions for improving current AI-powered reading applications: 1) as an immediate drop-in upgrade to existing cloud-based SQ generators to produce more diverse and targeted questions, and 2) as a pipeline to train small, efficient models that can generate high-quality personalized SQs

directly on users' devices. We hope our work spurs further research into making AI-powered reading assistants more personalized and accessible.

Limitations

We acknowledge two limitations of our work. First, Persona-SQ uses synthetically generated personas (professions and goals) rather than actual user profiles. While our experiments show that even synthetic personas improve SQ quality and diversity over non-personalized baselines, this approach does not yet achieve true personalization. However, the synthetic personas provide natural anchor points for collecting user preference signals - if a user frequently clicks on questions associated with certain personas, this interaction data could be used to infer the user's actual professional background and interests. Once real user profiles become available through such interaction logging or other methods, they can directly replace the synthetic personas in our pipeline without architectural or system changes.

Second, Persona-SQ introduces additional computation from persona generation and multiple quality control steps, potentially increasing system latency. For cloud deployments where the models are accessed through APIs, emerging specialized hardware can help mitigate this overhead. For on-device deployments, our results with extremely small models suggest that the entire pipeline can run efficiently on local devices - the small models can generate SQs quickly while maintaining competitive quality against much larger models, and the quality control steps can be simplified or removed since the model is specifically trained for generating high-quality questions.

References

- Qi Chen, Dileepa Pitawela, Chongyang Zhao, Gengze Zhou, Hsiang-Ting Chen, and Qi Wu. 2023. [Webvln: Vision-and-language navigation on websites](#).
- Andrew M. Cox, Stephen Pinfield, and Sophie Rutter. 2019. [The intelligent library: Thought leaders' views on the likely impact of artificial intelligence on academic libraries](#). *Library Hi Tech*, 37(3):418–435.
- Pradeep Dasigi, Kyle Lo, Iz Beltagy, Arman Cohan, Noah A. Smith, and Matt Gardner. 2021. [A dataset of information-seeking questions and answers anchored in research papers](#). In *Proceedings of the 2021 Conference of the North American Chapter of the Association for Computational Linguistics: Human Language Technologies*, pages 4599–4610, Online. Association for Computational Linguistics.
- Abhimanyu Dubey, Abhinav Jauhri, Abhinav Pandey, Abhishek Kadian, Ahmad Al-Dahle, Aiesha Letman, Akhil Mathur, Alan Schelten, Amy Yang, Angela Fan, et al. 2024. The llama 3 herd of models. *arXiv preprint arXiv:2407.21783*.
- Mahmoud El-Haj, Ahmed AbuRa'ed, Marina Litvak, Nikiforos Pittaras, and George Giannakopoulos. 2020. [The financial narrative summarisation shared task \(FNS 2020\)](#). In *Proceedings of the 1st Joint Workshop on Financial Narrative Processing and MultiLing Financial Summarisation*, pages 1–12, Barcelona, Spain (Online). COLING.
- Weiping Fu, Bifan Wei, Jianxiang Hu, Zhongmin Cai, and Jun Liu. 2024. [QGEval: Benchmarking multi-dimensional evaluation for question generation](#). In *Proceedings of the 2024 Conference on Empirical Methods in Natural Language Processing*, pages 11783–11803, Miami, Florida, USA. Association for Computational Linguistics.
- Dan Hendrycks, Collin Burns, Anya Chen, and Spencer Ball. 2021. [CUAD: An expert-annotated NLP dataset for legal contract review](#). In *Thirty-fifth Conference on Neural Information Processing Systems Datasets and Benchmarks Track (Round 1)*.
- Baorong Huang, Juhua Dou, and Hai Zhao. 2023. [Reading bots: The implication of deep learning on guided reading](#). *Frontiers in Psychology*, 14.
- Hana Kim, Kai Tzu-iunn Ong, Seoyeon Kim, Dongha Lee, and Jinyoung Yeo. 2024. Commonsense-augmented memory construction and management in long-term conversations via context-aware persona refinement. *arXiv preprint arXiv:2401.14215*.
- Ishita Kumar, Snigdha Viswanathan, Sushrita Yerra, Alireza Salemi, Ryan A Rossi, Franck Dernoncourt, Hanieh Deilamsalehy, Xiang Chen, Ruiyi Zhang, Shubham Agarwal, et al. 2024. Longlamp: A benchmark for personalized long-form text generation. *arXiv preprint arXiv:2407.11016*.
- Nischal Ashok Kumar and Andrew Lan. 2024. Improving socratic question generation using data augmentation and preference optimization. *arXiv preprint arXiv:2403.00199*.
- Kunze Li and Yu Zhang. 2024. Planning first, question second: An llm-guided method for controllable question generation. In *Findings of the Association for Computational Linguistics ACL 2024*, pages 4715–4729.
- Zehan Li, Xin Zhang, Yanzhao Zhang, Dingkun Long, Pengjun Xie, and Meishan Zhang. 2023. Towards general text embeddings with multi-stage contrastive learning. *arXiv preprint arXiv:2308.03281*.

- Chin-Yew Lin. 2004. [ROUGE: A package for automatic evaluation of summaries](#). In *Text Summarization Branches Out*, pages 74–81, Barcelona, Spain. Association for Computational Linguistics.
- Haohao Luo, Yang Deng, Ying Shen, See-Kiong Ng, and Tat-Seng Chua. 2024. Chain-of-exemplar: Enhancing distractor generation for multimodal educational question generation. ACL.
- Shinhyeok Oh, Hyojun Go, Hyeongdon Moon, Yunsung Lee, Myeongho Jeong, Hyun Seung Lee, and Seungtaek Choi. 2023. [Evaluation of question generation needs more references](#). In *Findings of the Association for Computational Linguistics: ACL 2023*, pages 6358–6367, Toronto, Canada. Association for Computational Linguistics.
- OpenAI. 2024. [Gpt-4 technical report](#).
- Alireza Salemi, Sheshera Mysore, Michael Bendersky, and Hamed Zamani. 2024. [LaMP: When large language models meet personalization](#). In *Proceedings of the 62nd Annual Meeting of the Association for Computational Linguistics (Volume 1: Long Papers)*, pages 7370–7392, Bangkok, Thailand. Association for Computational Linguistics.
- Jayasankar Santhosh, Akshay Palimar Pai, and Shoya Ishimaru. 2024. [Toward an interactive reading experience: Deep learning insights and visual narratives of engagement and emotion](#). *IEEE Access*, 12:6001–6016.
- Usama Sarwar and Evelyn Eika. 2020. [Towards More Efficient Screen Reader Web Access with Automatic Summary Generation and Text Tagging](#), page 303–313. Springer International Publishing.
- Murray Shanahan, Kyle McDonell, and Laria Reynolds. 2023. Role play with large language models. *Nature*, 623(7987):493–498.
- Yunfan Shao, Linyang Li, Junqi Dai, and Xipeng Qiu. 2023. Character-llm: A trainable agent for role-playing. *arXiv preprint arXiv:2310.10158*.
- Chenkai Sun, Ke Yang, Revanth Gangi Reddy, Yi R Fung, Hou Pong Chan, ChengXiang Zhai, and Heng Ji. 2024. Persona-db: Efficient large language model personalization for response prediction with collaborative data refinement. *arXiv preprint arXiv:2402.11060*.
- Yihong Tang, Bo Wang, Miao Fang, Dongming Zhao, Kun Huang, Ruifang He, and Yuexian Hou. 2023. Enhancing personalized dialogue generation with contrastive latent variables: Combining sparse and dense persona. *arXiv preprint arXiv:2305.11482*.
- Siyuan Wang, Zhongyu Wei, Zhihao Fan, Yang Liu, and Xuanjing Huang. 2019. [A multi-agent communication framework for question-worthy phrase extraction and question generation](#). *Proceedings of the AAAI Conference on Artificial Intelligence*, 33(01):7168–7175.
- Zichao Wang, Andrew S Lan, Weili Nie, Andrew E Waters, Phillip J Grimaldi, and Richard G Baraniuk. 2018. Qg-net: a data-driven question generation model for educational content. In *Proceedings of the fifth annual ACM conference on learning at scale*, pages 1–10.
- Zichao Wang, Jakob Valdez, Debshila Basu Mallick, and Richard G Baraniuk. 2022. Towards human-like educational question generation with large language models. In *International conference on artificial intelligence in education*, pages 153–166. Springer.
- Ying Xu, Dakuo Wang, Mo Yu, Daniel Ritchie, Bingsheng Yao, Tongshuang Wu, Zheng Zhang, Toby Jia-Jun Li, Nora Bradford, Branda Sun, et al. 2022. Fantastic questions and where to find them: Fairytaleqa—an authentic dataset for narrative comprehension. *arXiv preprint arXiv:2203.13947*.
- Xingdi Yuan, Tong Wang, Yen-Hsiang Wang, Emery Fine, Rania Abdelghani, Pauline Lucas, Hélène Sauzéon, and Pierre-Yves Oudeyer. 2022. Selecting better samples from pre-trained llms: A case study on question generation. *arXiv preprint arXiv:2209.11000*.
- Kai Zhang, Yangyang Kang, Fubang Zhao, and Xiaozhong Liu. 2024. Llm-based medical assistant personalization with short-and long-term memory coordination. In *Proceedings of the 2024 Conference of the North American Chapter of the Association for Computational Linguistics: Human Language Technologies (Volume 1: Long Papers)*, pages 2386–2398.
- Saizheng Zhang. 2018. Personalizing dialogue agents: I have a dog, do you have pets too. *arXiv preprint arXiv:1801.07243*.
- Lianmin Zheng, Wei-Lin Chiang, Ying Sheng, Siyuan Zhuang, Zhanghao Wu, Yonghao Zhuang, Zi Lin, Zhuohan Li, Dacheng Li, Eric Xing, Hao Zhang, Joseph E. Gonzalez, and Ion Stoica. 2023. [Judging LLM-as-a-judge with MT-bench and chatbot arena](#). In *Thirty-seventh Conference on Neural Information Processing Systems Datasets and Benchmarks Track*.

A Demo details

We use Gradio to build the demos.

Persona-SQ with GPT4o demo Figure 3 presents a visual representation of the demonstration interface. This interactive demonstration showcases the capabilities of Persona-SQ powered by GPT-4o. The interface comprises two primary components: a document selection panel in the upper left section, where users can specify both the domain and target document, and a dual-pane display area. The left pane presents the selected document, while the right pane displays both personalized and generalized self-questions. As illustrated in Figure

4, the interface incorporates evaluation metric selection functionality. Upon metric selection, the system generates comparative visualizations, juxtaposing the performance analyses of personalized and generalized SQs through distinct graphical representations.

Persona-SQ fine-tuned model demo A screenshot of the demo is shown in Figure 5. After uploading the document, we preprocess the document using PyMuPDF to extract the textual content and select the first 1500 tokens if the document is too long as the input to the models. A document preview is shown on the left side of the demo interface. We then feed the extracted document content into the Persona-SQ fine-tuned model and GPT4o. The generated personas and questions are compared side by side on the right side of the demo interface.

B Utilize Persona-SQ

In this section, we show how to use our Persona-SQ to generate personalized SQs. We build a python tool that helps to efficiently generate personalized SQs. As discussed in Section 2, after collecting documents, users can first generate high-quality diverse personas and goals in Step 1-3 using the following code:

```

1 # Generate Personas and Goals
2 generate_persona_and_goal(domain,
   subdomain, dataset_name,
   save_base_folder, document)
3
4 # Normalize Personas and Goals
5 classify_personas(domain, subdomain,
   dataset_name, save_base_folder,
   persona_and_goal)
6
7 # Quality Control for Personas and Goals
8 control_quality_of_persona_and_goal(
   domain, subdomain, dataset_name,
   save_base_folder, persona_and_goals)

```

Listing 1: Generate Personas

Then, users may generate personalized questions based on previously generated personas and goals for each document and evaluate all the SQs:

```

1 # Generate Personalized SQs
2 generate_questions_raw(domain, subdomain
   , dataset_name, save_base_folder,
   persona_and_goal, document)
3
4 # Evaluate Quality of SQs
5 control_generated_question_quality(
   generated_questions, documents,
   prompt_for_eval_quality)
6
7 # Evaluate Answerability of SQs

```

```

8 evaluate_generated_question_answerability
   (generated_questions, documents,
   prompt_for_eval_answerability)
9
10 # Quality Control for SQs
11 filter_generated_question(
   generated_questions,
   eval_quality_scores,
   eval_answerability_results)

```

Listing 2: Generate Personas

C Details on metrics

C.1 Questions Semantic Diversity

Specifically, given a document D_u , where u denotes the document index within domain d , **Persona-SQ** generates questions for m distinct personas, represented as p^1, \dots, p^m . For each persona p^i , **Persona-SQ** produces t_i questions, denoted as $q_1^i, \dots, q_{t_i}^i$. We employ an embedding model to transform all questions into vector representations and compute the cosine similarity between the questions generated for different personas. For any two personas p^i and p^j , the mean question similarity is computed by:

$$\text{SIM}(p^i, p^j) = \frac{\sum_{e=1}^{t_i} \sum_{f=1}^{t_j} (\text{COS}(q_e^i, q_f^j))}{t_i * t_j} \quad (1)$$

Subsequently, we aggregate all pairwise SIM scores between personas to obtain a comprehensive measure of SQ diversity for document D_u . The aggregate similarity is calculated by:

$$\text{SIM}_{D_u} = \frac{\sum_{i=1}^m \sum_{j=i+1}^m \text{SIM}(p^i, p^j)}{m(m-1)} \quad (2)$$

A higher SIM_{D_u} value indicates greater similarity among SQs generated for different personas. We average them to get the dataset level score, denoted as $\text{SIM}_{\mathcal{D}} = \sum_{u=1}^U \text{SIM}_{D_u}$. Our framework is designed to yield a lower $\text{SIM}_{\mathcal{D}}$, reflecting greater differentiation between persona-specific questions.

C.2 Metric 2: Persona Distribution

Persona distribution assesses the distribution of the persona that is related to the SQs generated by giving one document. We introduce a novel "reverse" evaluation method that uses an LLM to rank personas based on their relevance to each generated question. For instance, given the SQ "What's

Persona Demo

Select Domain

Academia
 Finance
 Legal

Select PDF

legal_legal_contract_cuad_ADMA BioManufacturing, LLC - Amendment #3 to Manufacturing Agreement _YP444WJ

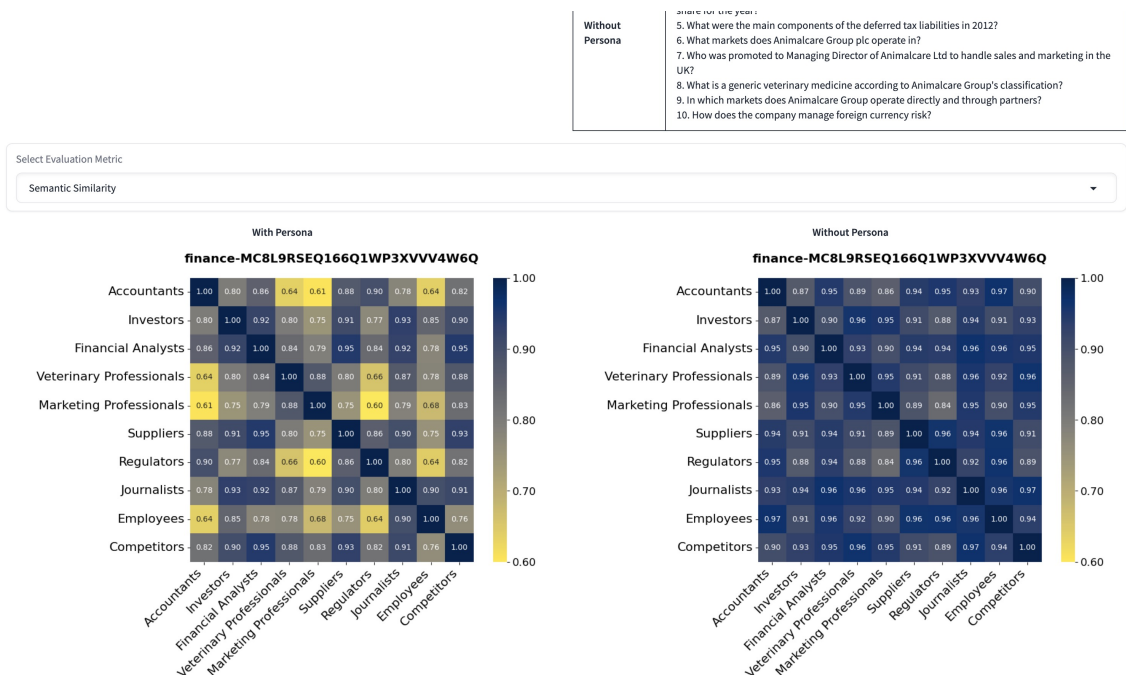
Content

Confidential treatment has been requested with respect to portions of this agreement as indicated by "[*]" and such confidential portions have been deleted and filed separately with the Securities and Exchange Commission pursuant to Rule 24b-2 of the Securities Exchange Act of 1934, as amended. The Parties agree to amend the Agreement to impose on ADMA an obligation to supply a minimum of [***] Batches of Product for that period stalling from Q4 2018 up to Q4 2019, as further specified in Exhibit A attached hereto. Should ADMA fail to supply a minimum of [***] Batches of Product (the "Minimum Volume") of Product during the time period as specified in this Amendment #3, ADMA agrees that Sanofi Pasteur shall be entitled to obtain from ADMA as liquidated damages, and not a penalty, amounting to \$[***] USD. ADMA accepts and declares that the amount of the liquidated damages is a fair and equitable compensation, and not a penalty, for such failure in reaching the volume commitment within the timelines agreed herein and in regard to the value and use of the Source Plasma. In addition to the Minimum Volume of Product to be manufactured by ADMA, should ADMA deliver the Minimum Volume of Product but fail to meet the Updated Supply Plan as provided in Exhibit A as attached hereto and made an integral part hereof, then it is agreed upon by the Parties that ADMA shall pay to Sanofi Pasteur an amount equal to \$[***] ([**]) USD for each Batch of Product that is less than the agreed upon quantity in Exhibit A, as liquidated damages, and not as a penalty. The foregoing liquidated damages [***] respect to the [***] within the [***] agreed in this Amendment #3. [***] not be entitled to [***] by this Agreement as a result of [***], including without limitation [***]. Notwithstanding the foregoing, [***], sections 6.1 and 6.2 of the Agreement [***]. 3. Furthermore, should ADMA's compliance status under the FDA Warning Letter be escalated, and if such consequence limits ADMA's ability to supply the Batches of Product as specified in this Amendment #3 and the Updated Supply Plan or in case of failure by

Persona	Questions
Lawyer	<ol style="list-style-type: none"> 1. Is the compensation fee structure in Section 5 fair and equitable, and does it align with standard industry practices. 2. Would the termination rights described in Section 3 affect my client's long-term business interests, and are there any steps we can take to mitigate this risk. 3. What are the specific legal implications of liquidated damages as outlined in Section 2 of Amendment #3.
Corporate Executive	<ol style="list-style-type: none"> 1. How does the amendment address the FDA compliance issues and their potential impact on ADMA's manufacturing and supply capabilities. 2. How will the modifications in liability caps impact the risk management and financial planning for ADMA. 3. What are the minimum volume commitments for ADMA and the consequences for failing to meet these commitments.
Supply Chain Manager	<ol style="list-style-type: none"> 1. What are the indemnity and liability limitations for both ADMA and Sanofi Pasteur in relation to Source Plasma loss or batch rejection. 2. Is there a specific section that outlines how Sanofi Pasteur and ADMA will handle non-compliance or damage to Source Plasma prior to risk transfer. 3. How does ADMA's compliance status with the FDA Warning Letter affect its ability to supply the agreed Batches of Product.
Financial Analyst	<ol style="list-style-type: none"> 1. What are the limitations of liability stipulated in the amended agreement and how might they pose financial risks. 2. What are the conditions under which Sanofi Pasteur can terminate the agreement and what are the financial consequences. 3. What are the potential financial risks associated with compliance or non-compliance with the FDA warning letter.
Regulatory Affairs Specialist	<ol style="list-style-type: none"> 1. How does the amendment to Section 2.1 of the Agreement change the supply terms for ADMA and Sanofi Pasteur. 2. What are the updated liability and indemnity provisions under Section 6.5, and how do they affect ADMA's and Sanofi Pasteur's responsibilities. 3. What is the structure and schedule of the Compensation Fee Sanofi Pasteur agrees to pay ADMA, and what terms ensure it complies with FDA and SEC regulations.
Operations Manager	<ol style="list-style-type: none"> 1. What are the timelines and batch quantities specified in the Updated Supply Plan for ADMA's product manufacturing. 2. What are ADMA's obligations regarding the shipment and transportation conditions of the Source Plasma to Sanofi Pasteur. 3. How does the amendment address Sanofi Pasteur's rights to liquidated damages in case of ADMA's non-performance.

Without Persona	Questions
	<ol style="list-style-type: none"> 1. What is the effective date of Amendment #3 to the Manufacturing Agreement? 2. What changes are made to Section 6.5 of the Agreement regarding liability?

Figure 3: Screenshot01 of the Persona-SQ GPT-4o demo.



Without Persona	Questions
	<ol style="list-style-type: none"> 5. What were the main components of the deferred tax liabilities in 2012? 6. What markets does Animalcare Group plc operate in? 7. Who was promoted to Managing Director of Animalcare Ltd to handle sales and marketing in the UK? 8. What is a generic veterinary medicine according to Animalcare Group's classification? 9. In which markets does Animalcare Group operate directly and through partners? 10. How does the company manage foreign currency risk?

Figure 4: Screenshot-2 of the Persona-SQ GPT-4o demo.

PDF Question Generator

This demo compare the questions generated by GPT4o and a tiny fine-tuned model, using Persona-SQ. We hope to show how such a small model can perform competitively with much larger ones on the document-grounded question generation task!

Usage: upload a document and click on the button on the top right. Then wait and see the generated persona and question show up in the respective model's textbox.

Note: the document you upload will be promptly deleted when you close this browser window or when you refresh the page.

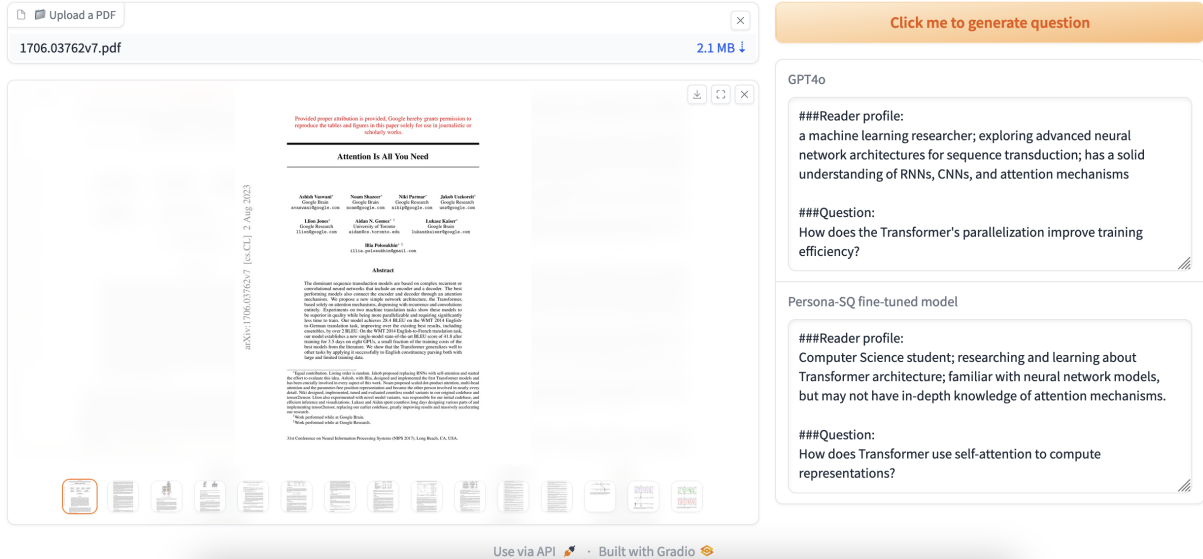


Figure 5: Screenshot of the Persona-SQ fine-tuned demo interface.

the profit of the company this year" in the finance domain, and personas "investor," "auditor," and "manager," the LLM will return the ordered list ["investor," "manager," "auditor"], indicating decreasing relevance to the question. Table 15 provides example inputs and outputs for this process.

For each question, we select the first rank persona as the corresponding persona. We calculate the ratio of all corresponding personas of the questions generated for one document. We show the persona distribution of one document by bar plot. As illustrated in Figure 6, the introduction of personas resulted in a more uniform distribution of persona-related questions compared to the baseline generation without persona assignments. Notably, we observed that in the legal domain, suggested questions (SQs) generated without persona guidance tend to converge toward a "lawyer" persona. This phenomenon suggests the existence of domain-specific dominant personas that implicitly influence question generation, which potentially limits the personalization capabilities of AI-powered reading applications.

C.3 Metric 3: Question Persona Alignment

We utilize Coverage Ratio which assesses how well the generated SQs align with their intended personas at the domain dataset level, to evaluate the

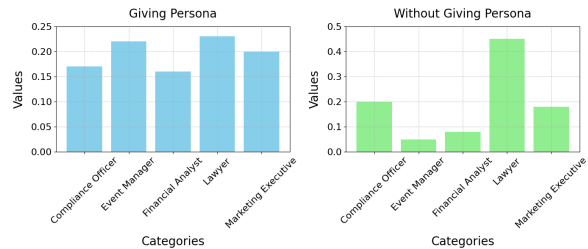


Figure 6: The persona distribution.

question persona alignment. We apply the same "reverse" evaluation aforementioned.

To quantify the coverage ratio, we first define several key metrics. Let $T_i = \sum_{u=1}^{N_d} t_{i,u}$ represent the total number of questions generated for persona p^i across all documents in domain d , where: $t_{i,u}$ is the number of questions generated for persona p^i from the u -th document, and N_d is the total number of documents in domain d .

We then define $NUM_{u,(p^i,p^j)}^k$ as the number of questions that satisfy two conditions: (1) They were generated by giving persona p^i ; (2) In the LLM's ranking, persona p^j appears at position k . The coverage ratio is then calculated by:

$$R_{(p^i,p^j)}^k = \frac{NUM_{u,(p^i,p^j)}^k}{t_{i,u}} \quad (3)$$

A higher value of $R_{d,(p^i,p^j)}^k$ indicates stronger relevance between the generated questions and their target personas. In our evaluation, we particularly focus on $R_{d,(p^i,p^i)}^k$, which measures how often questions generated for a specific persona are indeed most relevant to that same persona. Higher values of this metric indicate better persona-specific question generation.

C.4 Metric 4: Coverage Ratio Distribution Skewness

Coverage Ratio Distribution Skewness (CRDS) extends the coverage ratio metric to evaluate how effectively Persona-SQ handles less frequent personas. While the basic coverage ratio measures persona-question alignment, CRDS specifically assesses the system’s ability to generate relevant questions across all personas, including those that appear less frequently in the dataset. We construct a distribution using the set of coverage ratios $R_{(p^i,p^i)}^k$ for all personas $i \in 1, \dots, m$ and calculate its statistical skewness—a measure that quantifies the distribution’s asymmetry around its mean. An absolute skewness value close to zero indicates a more symmetric distribution, suggesting that **Persona-SQ** generates questions with similar relevance across all personas, regardless of their frequency in the dataset. This metric is particularly important for ensuring the system maintains high performance even for underrepresented personas.

The distribution characteristics are visualized in Figure 7. It reveals that persona-guided generation results in significantly less skewed distributions compared to non-guided generation. This finding indicates that Persona-SQ successfully generates questions that encompass a broader range of personas, including those less frequently represented in the dataset.

D More Evaluation Results

D.1 Questions Semantic Diversity

We display more examples of visualized question semantic diversity from the three domains of legal, finance, and academia in Figure 10, 11, Figure 12, 13, and Figure 14, 15 respectively.

D.2 Persona Distribution

We display more examples of persona distribution from the three domains of legal, finance, and academia in Figure 16, 17, Figure 18, 19, Figure 20, 21 respectively.

D.3 Question Persona Alignment

We display more examples for the coverage ratio from the three domains of legal, finance, and academia in Figure 22, Figure 23, and Figure 24.

E Auto-evaluation prompt

Below is an example prompt for evaluating question answerability:

Your job is to evaluate the quality of a question generated based on the text of a document. The purpose of the question is to serve as a "suggested question" next to the document in a "smart" document reader software, in order to help the reader (user of the document reader software) better navigate the document and provide the reader a better reading experience.

Your job is to determine whether you believe the suggested question can be answered from the information contained in the document. Higher answerability means that the question can be directly answered based on the content available in the document.

You will reply with one of the following options : 'Strongly Disagree', 'Disagree', 'Undecided', 'Agree', 'Strongly Agree'.

For example, given the question below:

Question: {sample_question}

If I were asked whether this question is answerable, I would reason as follows:

1. Reasoning : {sample_reasoning}. 2. Answer : {sample_answer}

Below is the text of a document the reader is reading: {document}

Below is the question: {question}

Read the document’s content and then think step by step about whether the question can be answered based on the document’s content. Then make an evaluation decision based on your reasoning.

You must format your response as follows: 1. Reasoning: [Your reasoning here] 2. Answer: [choose one of 'Strongly Disagree', 'Disagree', 'Undecided', 'Agree', 'Strongly Agree']

The above prompt for evaluating answerability is different from the prompt in Table 15 directly returning the answer or None if not answerable,

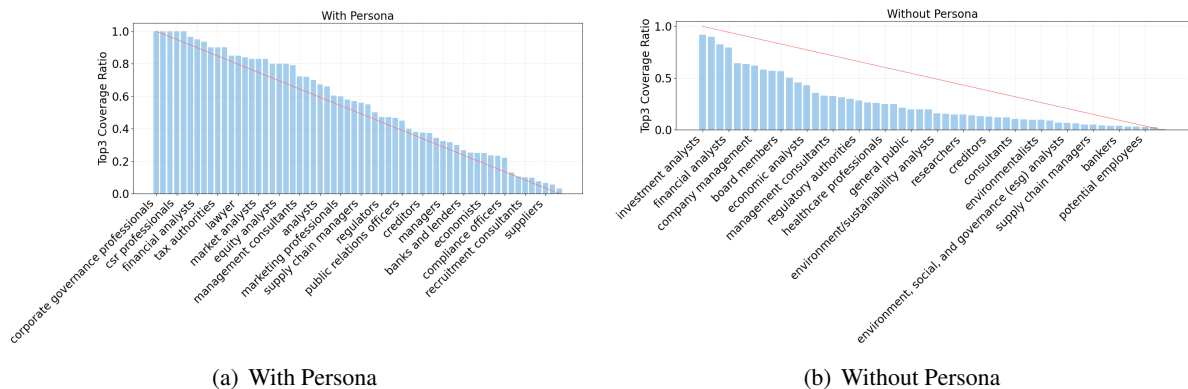


Figure 7: The coverage ratio distribution, showing that Persona-SQ covers more diverse questions than the baseline. For clarity, we print the persona label every three personas in x-axis.

which is used for **filtering out** invalid questions. For other evaluation metrics, we can simply insert a different metric definition in the second paragraph, and use a different sample question, rationale, and answer as the guiding in-context example. Please note that this prompt is for **evaluating** the questions by giving scores.

F Disk space considerations for on-device model deployment

In contrast to the operating system that has the capacity to accept models with billions of parameters and gigabytes of disk space, an AI-powered reading application cannot, because a billion-parameter model within an application will not only significantly increase the application’s download and the installer’s size but also likely strain the device’s memory and battery capacity when running such model in the application on top of the operating system. Models of hundreds of millions of parameters are an ideal choice because they can be quantized to take only several hundreds of megabytes, making them a more suitable option for deploying within an application.

G Qualitative examples

Table 7 shows a few examples comparing our Persona-SQ fine-tuned model with SQuAD fine-tuned model and GPT4o prompting.

H Model details

To construct the fine-tuning dataset, we assemble each data point in the synthetic training data into the chat format consisting of a “user” turn and an “assistant” turn compatible with the instruction fine-tuning input style. For the Persona-SQ

dataset, the user turn is the following: Please read the document below and then do the following: 1) make some predictions about the reader who is likely to read it, including the reader’s profession, the reader’s intent of reading this document, and what this reader might already know related to this document; and 2) generate a guiding question such that the answer to this question will be interesting and informative to the reader you just predicted. ###Document:{document}. The assistant’s turn is formatted as follows: ###Reader profile: {persona} ###Question: {question}. For the non-persona SQ dataset, the user turn is formatted as follows: Please read the document below and then generate a guiding question such that the answer to this question will be interesting and informative to the reader who is reading this document. ###Document: {document}. And the assistant’s turn is formatted as follows: ###Question: {question}. For dealing with long documents, we split it into chunks of 1500 tokens with 200 tokens overlap as the “document” input in the above prompts. documents with less than 500 tokens are discarded. We use the chunked documents as input for Persona-SQ to generate synthetic training data as well as for fine-tuning. We leave extending the model to handle longer context for future research. For the SQuAD baseline, we use the non-persona chat format to assemble the document and questions into the non-persona SQ training data.

For all experiments, we fine-tune for one epoch, with 4 A100 80G GPUs, batch size of 4 per device,

Table 7: Qualitative results comparing the generated SQs among GPT4o, SQuAD baseline model, and Persona-SQ fine-tuned model.

Document link	Document overview	Generated questions (randomly selected 3)		
		SQuAD fine-tuned	GPT4o	Persona-SQ fine-tuned
Document 1	The document is about marriage and turning disagreement into growth, providing advice on conflict resolution in relationships.	What did the father give up to see if the boy would respond?	Who is the booklet dedicated to?	How to avoid getting stuck in unresolved conflicts?
		What did Paul say regarding the issue of the dead?	How should disagreements be dealt with privately?	What are some healthy ways to express feelings?
		Who is the protagonist of the book and what is its occupation?	What is the importance of using 'I' statements during conflicts?	What are the effects of unresolved conflicts on marriage?
Document 2	This document is a Premier Chiropractic Adult Health History Form for patients to fill out before their appointment.	What does it mean to "ackchie" under HIPAA?	What is the fee for copying X-Rays on a disc?	How does chiropractic care treat herniated discs?
		How can you draw a line to represent your pain or discomfort?	How are spinal health problems identified in chiropractic?	How long does the adjustment procedure take?
		What is the most common way that chiropractic care is performed?	What risks are associated with chiropractic care?	What is my insurance coverage for chiropractic care?
Document 3	The document discusses the importance of choosing a qualified nutritionist for personalized nutrition advice and the potential risks of receiving advice from unqualified individuals in California.	What did Tribble help Barnes with?	Who monitors questionable nutrition practices in California?	What are some common myths about nutrition?
		Who was the former professional football player who became discouraged after being forced to pack 290 pounds?	What is the role of registered dietitians in nutrition?	What motivates clients to make healthy choices?
		How common is it for personal nutrition advice to be unreliable?	How did a nutritionist help a woman with celiac disease?	What qualifications are necessary to practice nutrition therapy?

Table 8: Main results of various fine-tuned SmolLM 360M comparing to SQs generated by GPT3.5 Turbo. The model fine-tuned on Persona-SQ generated dataset achieves the best performance among all model variants and is the first best tiny model to match the performance of GPT3.5 Turbo.

Model	Win	Tie	Lose	avg win+match rate
SQuAD model	12.67 (3.06)	36.33 (7.02)	147 (5.29)	25%
non-filtered, non-persona model	95.33 (5.03)	8.33 (2.08)	98.33 (3.21)	51.32%
non-filtered, persona model	104.33 (6.11)	10 (3.46)	87.67 (4.16)	56.60%
filtered, non-persona model	106.33 (2.52)	8.67 (4.04)	87 (3.46)	56.93%
TinyDocLM-SQ	107.67 (6.43)	10.67 (1.53)	83.67 (7.51)	58.58%

gradient accumulation step of 1, and learning rate of 1×10^{-5} .

I Synthetic training data statistics

Table 10 and figures 25 and 26 shows the statistics of the document domains, document token counts, and the number of questions generated per domain. In total, we synthetically generated about 23k questions from around 1600 documents across a variety of professional documents.

J Additional results on Persona-SQ fine-tuned models

J.1 Automatic evaluations

We additionally conduct an automatic evaluation by comparing SQs generated by the fine-tuned models with those generated by GPT3.5 Turbo. We present the two sets of three questions, one set from one of our fine-tuned models and the other set from GPT3.5 Turbo, along with the document from which the questions are generated, to an evaluator, who judges which set is better, or if both sets

are equally good or bad. The evaluation criteria emphasizes the naturalness and attractiveness of these questions when users see them at the very beginning of reading a document. In practice, we use GPT4o for this evaluation task. We compute a “win/tie rate”, i.e., the proportion of documents which the fine-tuned model is judged to be either better than GPT3.5 Turbo, equally good, or equally bad. Table 8 shows win/tie rate using GPT4o as the evaluator. The model fine-tuned on the dataset synthesized by Persona-SQ achieves highly competitive performance against GPT3.5 Turbo. Comparisons among models fine-tuned on other datasets demonstrate 1) the usefulness of quality filters and persona in producing a higher quality dataset and thus a better performing model, and 2) public QA dataset, when used as fine-tuning dataset for SQ generation, is undesirable for real-world documents.

J.2 Qualitative examples

Table 7 displays a few qualitative examples comparing the generated SQs comparing various models, showcasing that our Persona-SQ fine-tuned model’s outstanding performance compared to other fine-tuned models and its competitiveness against prompting much larger models.

K Human evaluation procedure

We conduct our human evaluation on on Prolific. We design the survey using Qualtrics; an example is shown in Figure 8 and 9. We show the evaluator the task, the document title, document summary, and document URL from which the full original document can be accessed. Then we present the evaluators two sets of three questions. The evaluator will rate the quality along several axes and then rank the questions in terms of preference. When ranking for preference, the question ordering is randomized.

L More details on the demonstrations

For the model demonstration, to speed up the generation from GPT4o and save costs, we prompt it with the same prompt as the Persona-SQ fine-tuned model.

Document 1: <document_title>

Imagine you have an assistant who can help you with your reading or reviewing tasks by answering questions about the following document. Please provide comparative feedback on the following two sets of questions the Assistant suggested to you.

Summary: <document_summary>

Link: <document_url>

Set A Questions:

- <set_a_question_1>
- <set_a_question_2>
-
- <set_a_question_3>

Set B Questions:

- <set_b_question_1>
- <set_b_question_2>
- <set_b_question_3>

Figure 8: A screenshot of the user evaluation survey, where the document title, document summary (automatically generated), the full document link, and the two sets of questions are shown to the user. Content in brackets are placeholders for the actual content.

Based on the same above document, please pick 3 of the 6 questions you think are the most useful and essential. Please put them in the box in stack-ranked order.

- Items
- <set_a_question_3>
 - <set_a_question_1>
 - <set_a_question_2>
 - <set_b_question_3>
 - <set_b_question_2>
 - <set_b_question_1>

Useful and essential information when reviewing the above content/documents
Useful and essential information when reviewing the above content/documents

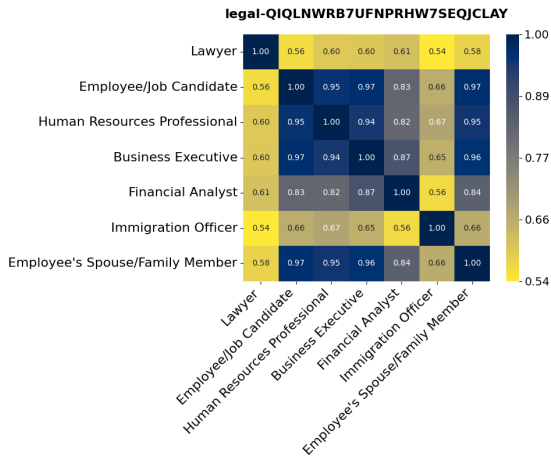
Figure 9: A screenshot of the user evaluation survey, where we ask the evaluators to rank, via drag and drop, the questions in terms of their preference. The order of the questions presented to the evaluator is randomized by Qualtrics.

Table 9: The statistics of the documents and persona-based SQs.

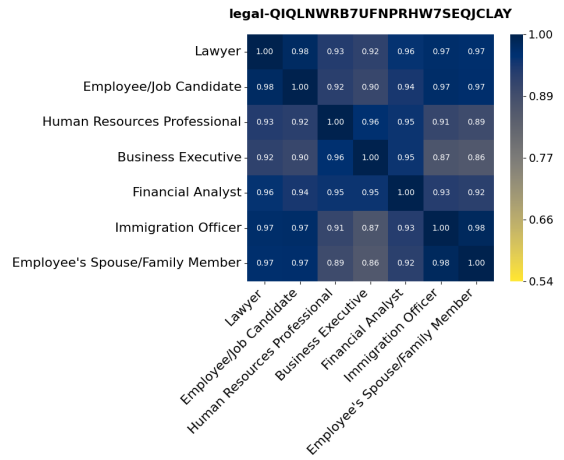
Domain	Subdomain	Dataset	#. Doc	Avg. Length	#. Persona	#. Gen. Question	#. Gen. Ques. after Quality Control
Finance	Annual Report	Fns2020 (El-Haj et al., 2020)	50	42583	68	9214	7621
Legal	Contract	CUAD (Hendrycks et al., 2021)	100	9622	73	12902	9262
academia	Paper	qsper (Dasigi et al., 2021)	100	4355	41	12311	7708

Table 10: Statistics of the synthetic Persona-SQ fine-tuning dataset. Note that some documents do not have the vertical tag; in those cases, we use GPT4o to give the document a tag and include the LLM-produced tags in the statistics computation. Some verticals do not belong to the seven major verticals, which we group them together into the “Unknown” vertical.

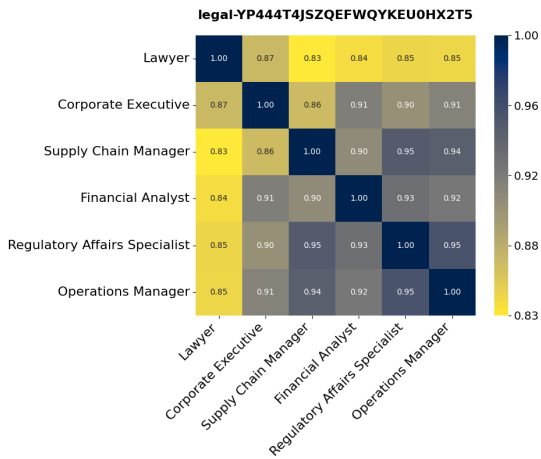
vertical	#documents	avg #questions per document	median #words in question
Publishing	334	16	7
Healthcare	374	14	7
Research	308	14	8
Legal	244	10	8
Government	195	12	7
Marketing	73	18	7
Science	111	11	8
Unknown	25	9	7



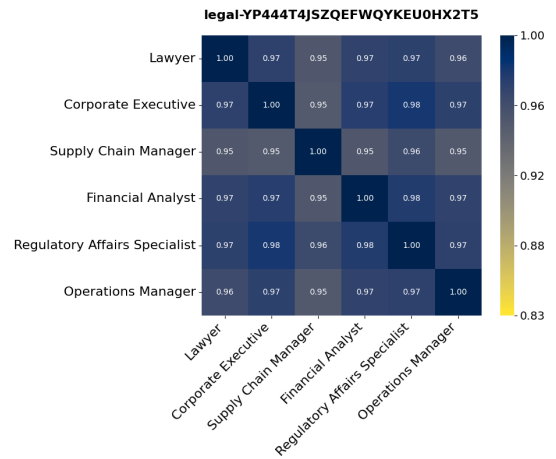
(a) With Persona (Case 1)



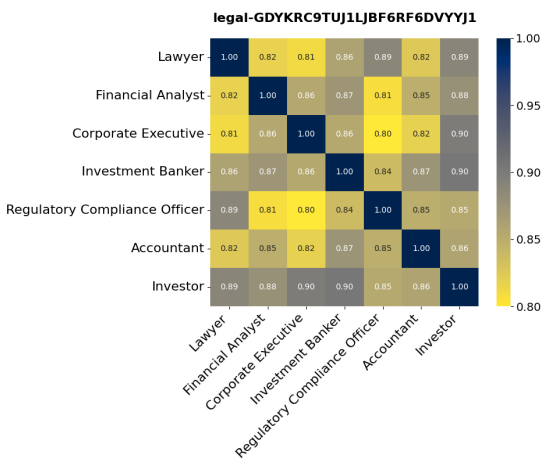
(b) Without Persona (Case 1)



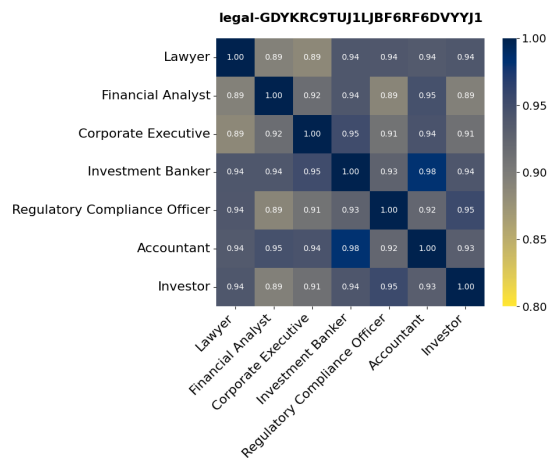
(c) With Persona (Case 2)



(d) Without Persona (Case 2)

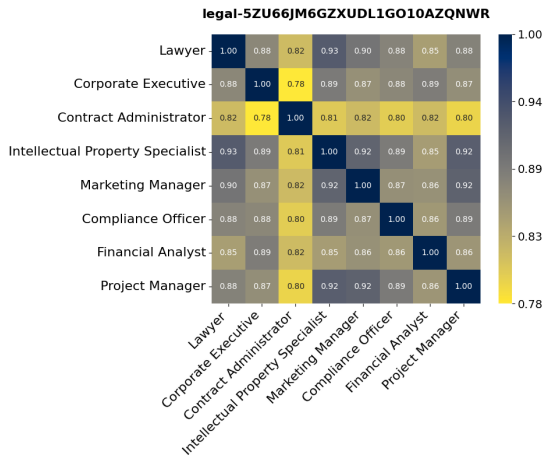


(e) With Persona (Case 3)

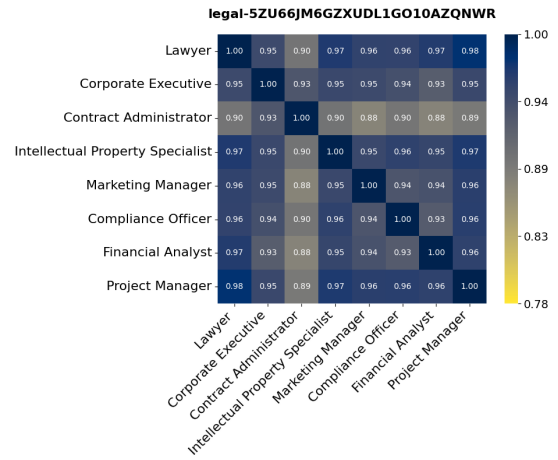


(f) Without Persona (Case 3)

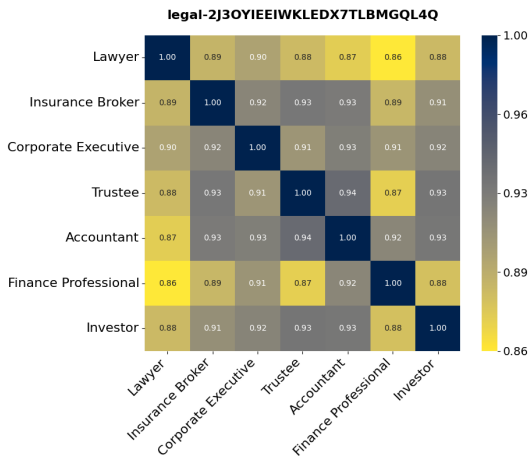
Figure 10: Case 1-3: Document-level comparison of semantic similarities between SQs generated with and without persona across three different cases in legal domain.



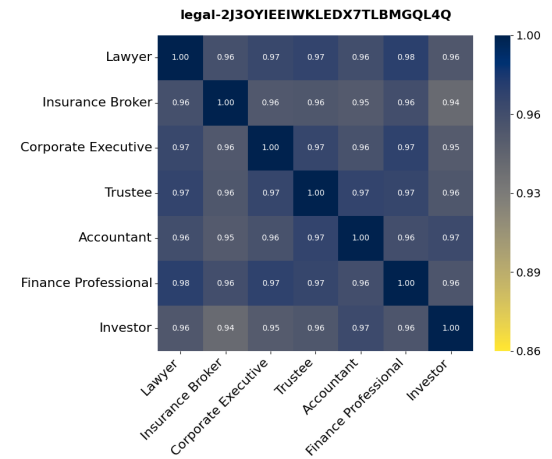
(a) With Persona (Case 4)



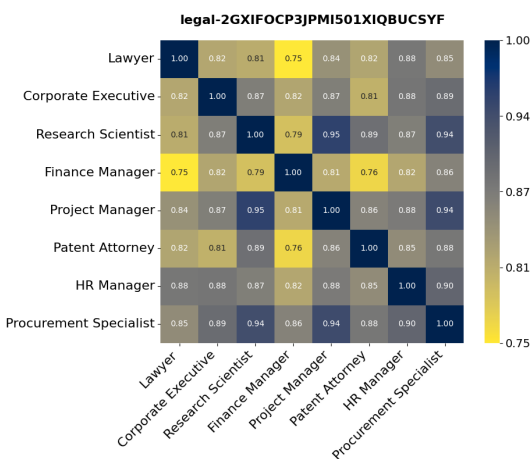
(b) Without Persona (Case 4)




(c) With Persona (Case 5)



(d) Without Persona (Case 5)

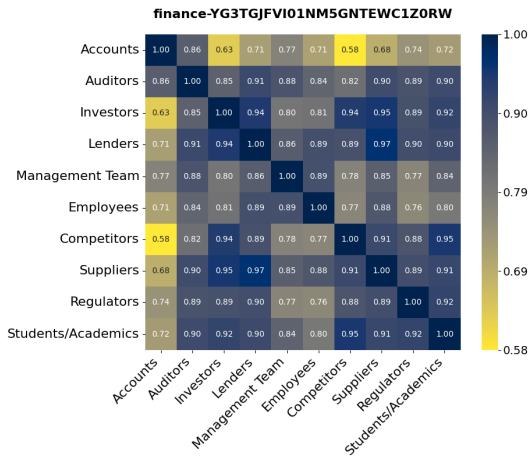


(e) With Persona (Case 6)

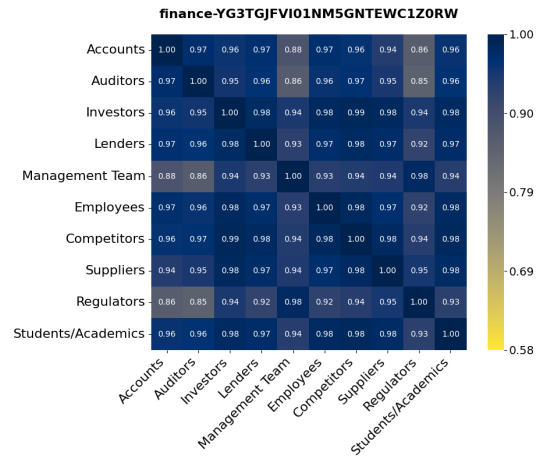


(f) Without Persona (Case 6)

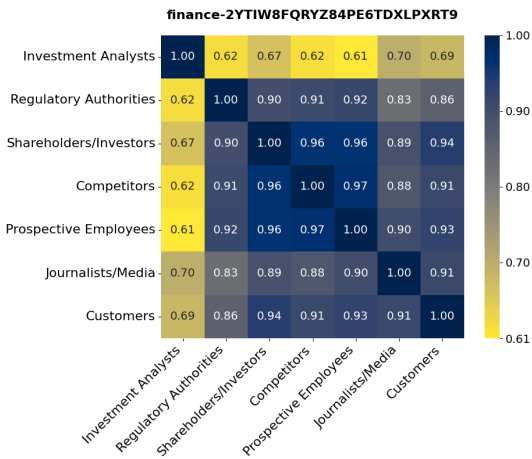
Figure 11: Case 4-6: Document-level comparison of semantic similarities between SQs generated with and without persona across three different cases in legal domain.



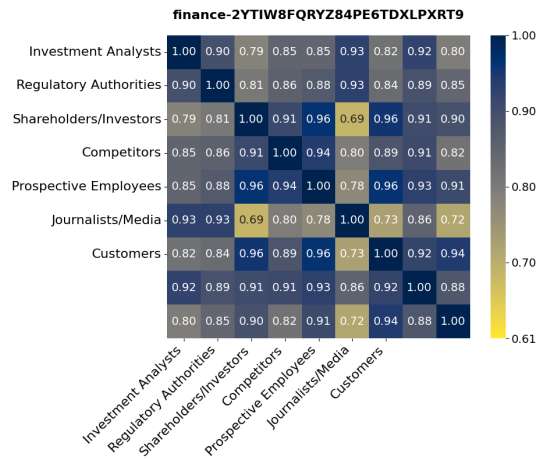
(a) With Persona (Case 1)



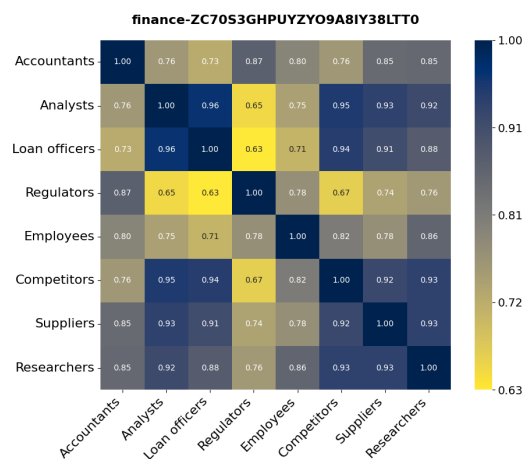
(b) Without Persona (Case 1)



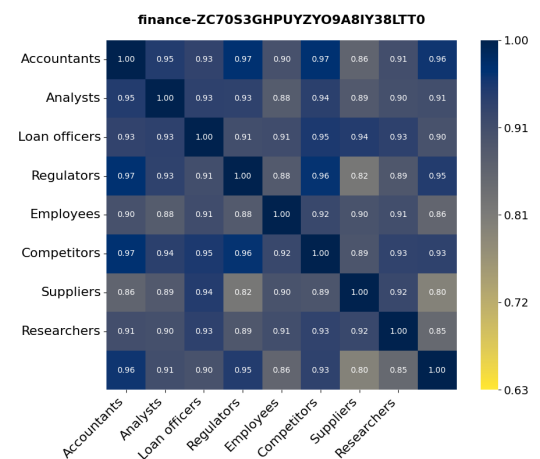
(c) With Persona (Case 2)



(d) Without Persona (Case 2)

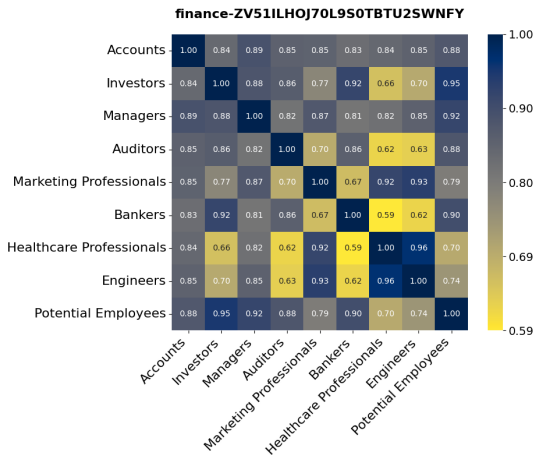


(e) With Persona (Case 3)

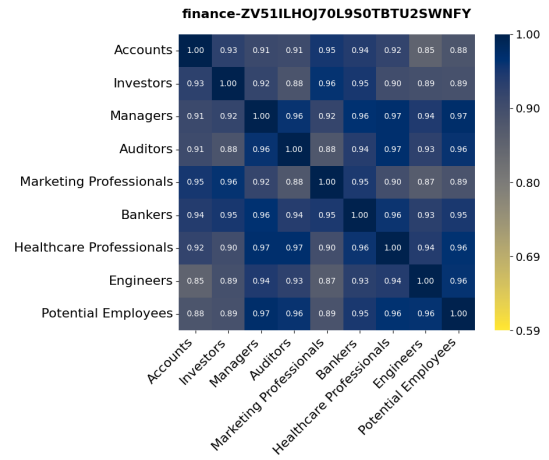


(f) Without Persona (Case 3)

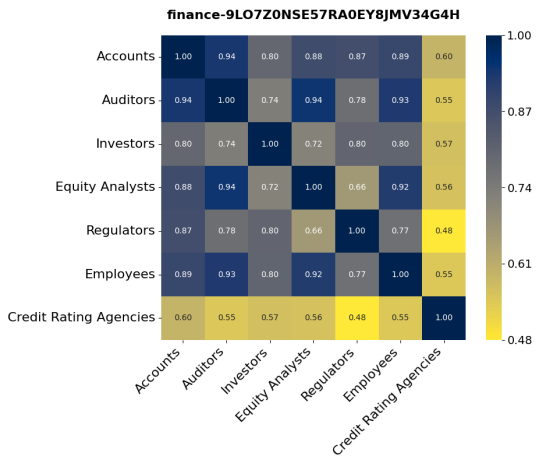
Figure 12: Case 1-3: Document-level comparison of semantic similarities between SQs generated with and without persona across three different cases in **finance** domain.



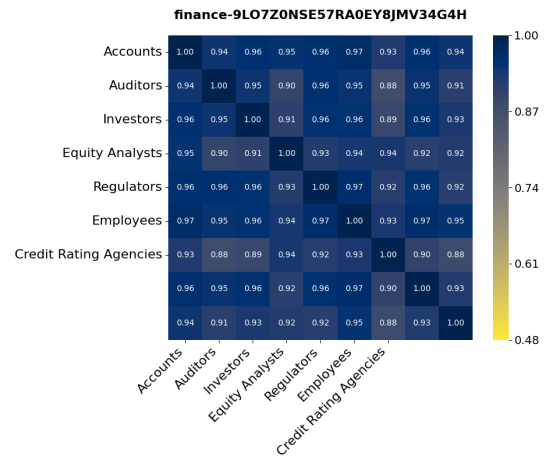
(a) With Persona (Case 4)



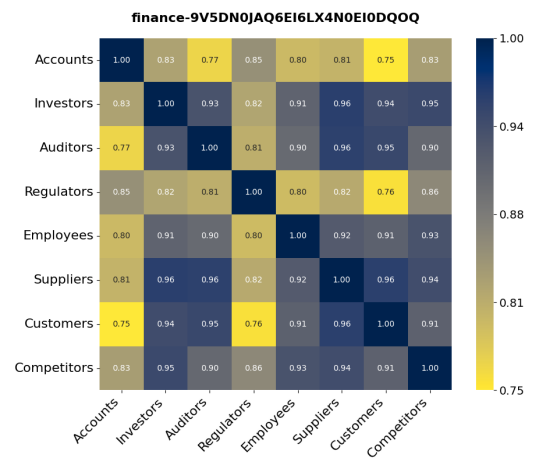
(b) Without Persona (Case 4)



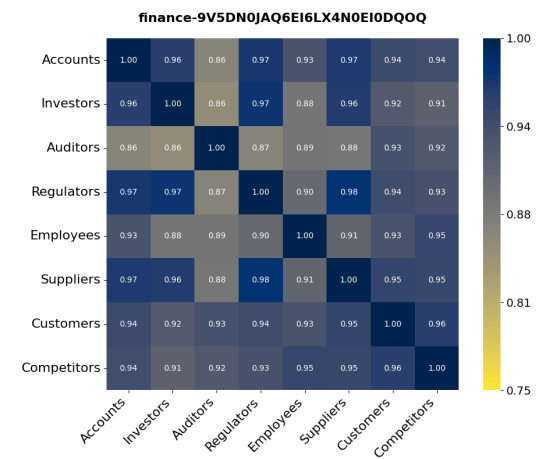
(c) With Persona (Case 5)



(d) Without Persona (Case 5)

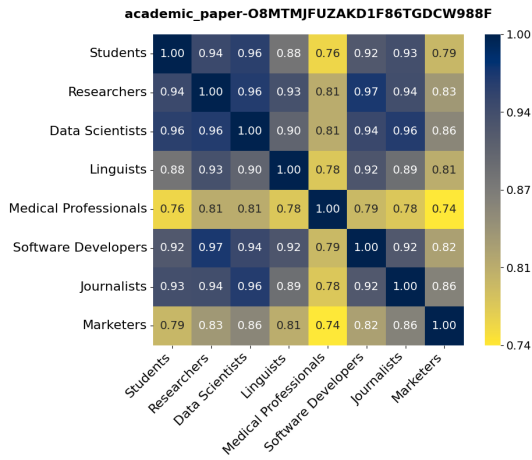


(e) With Persona (Case 6)

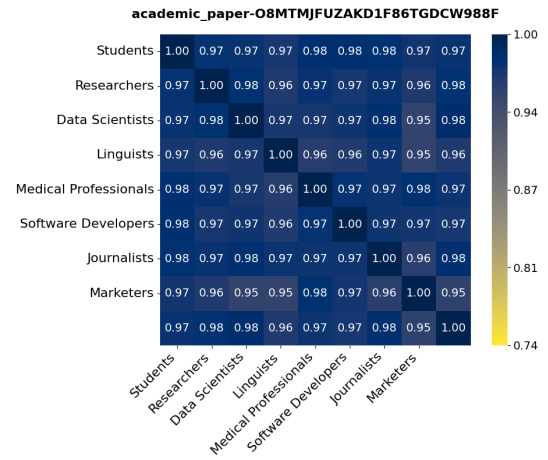


(f) Without Persona (Case 6)

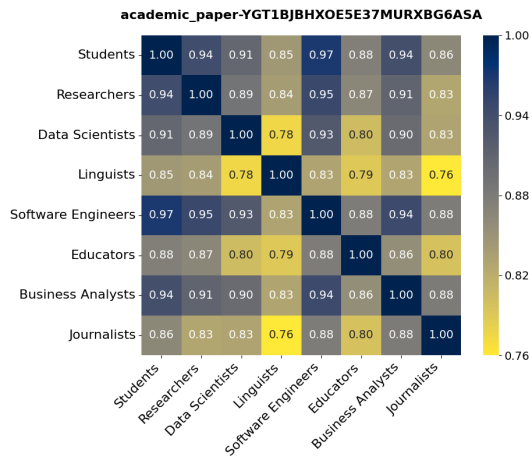
Figure 13: Case 4-6: Document-level comparison of semantic similarities between SQs generated with and without persona across three different cases in **finance** domain.



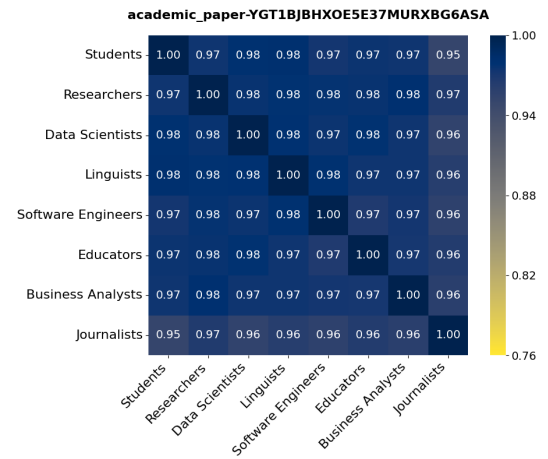
(a) With Persona (Case 1)



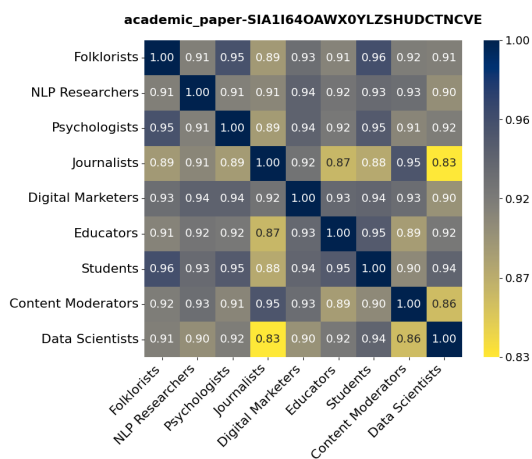
(b) Without Persona (Case 1)



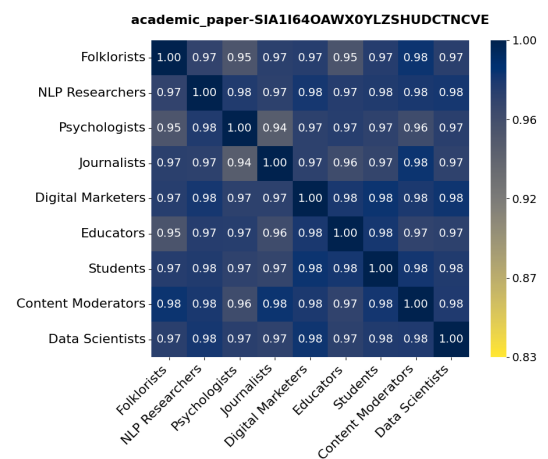
(c) With Persona (Case 2)



(d) Without Persona (Case 2)

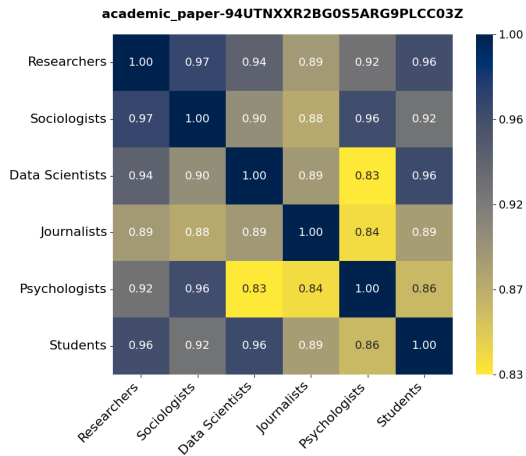


(e) With Persona (Case 3)

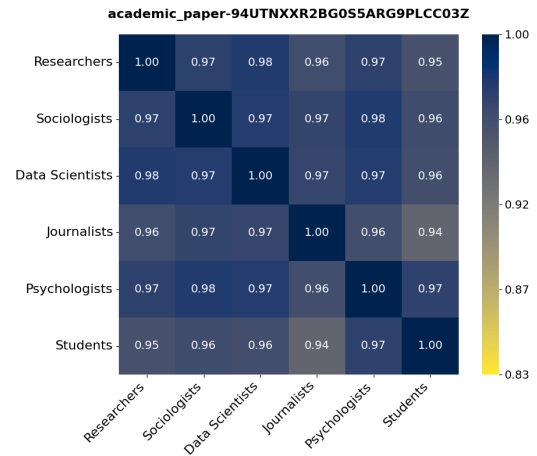


(f) Without Persona (Case 3)

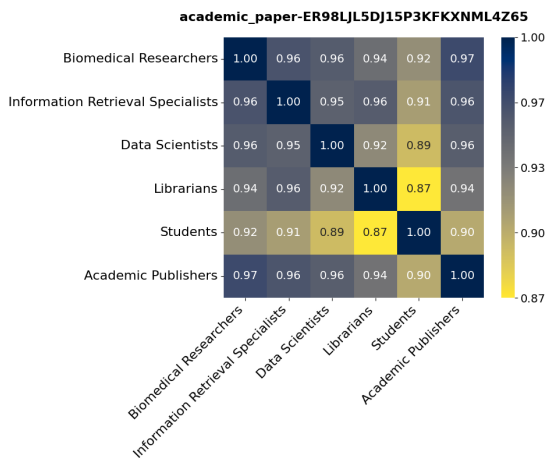
Figure 14: Case 1-3: Document-level comparison of semantic similarities between SQs generated with and without persona across three different cases in **academia** domain.



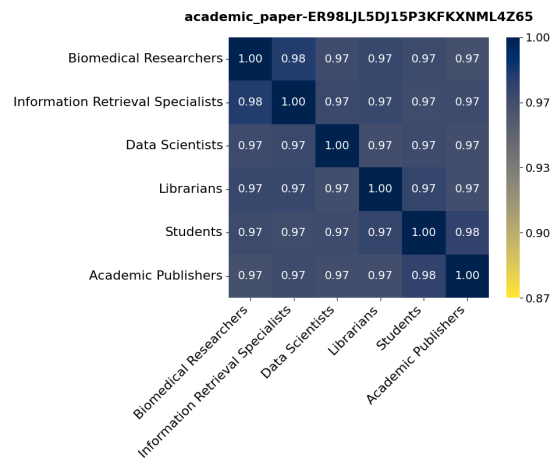
(a) With Persona (Case 4)



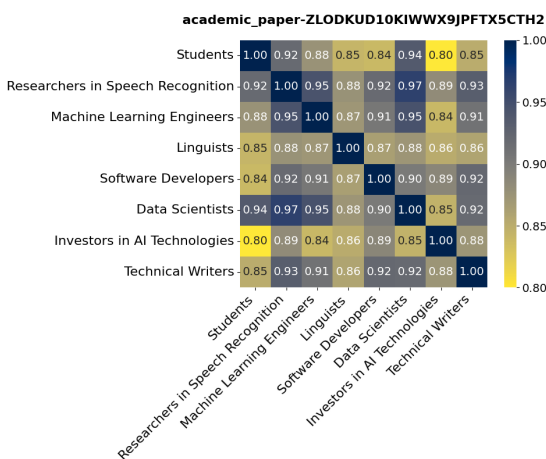
(b) Without Persona (Case 4)



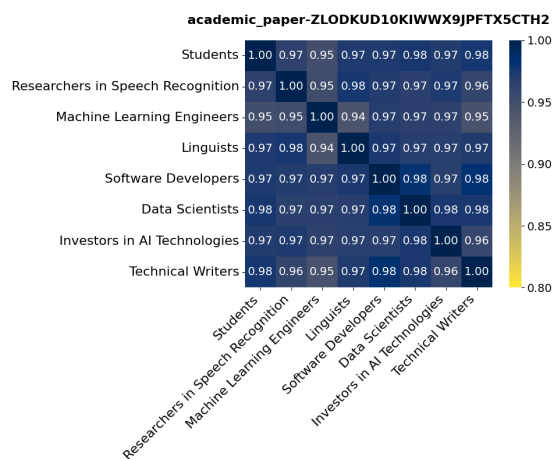
(c) With Persona (Case 5)



(d) Without Persona (Case 5)

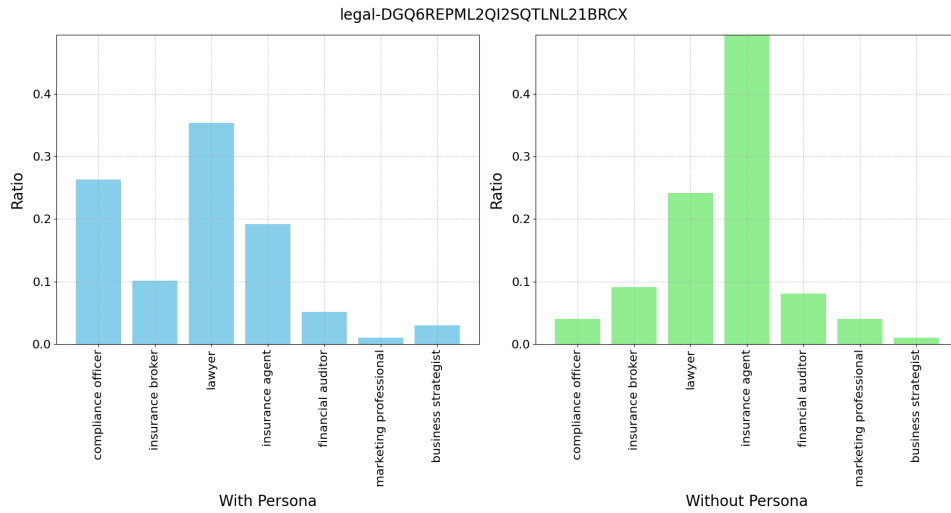


(e) With Persona (Case 6)

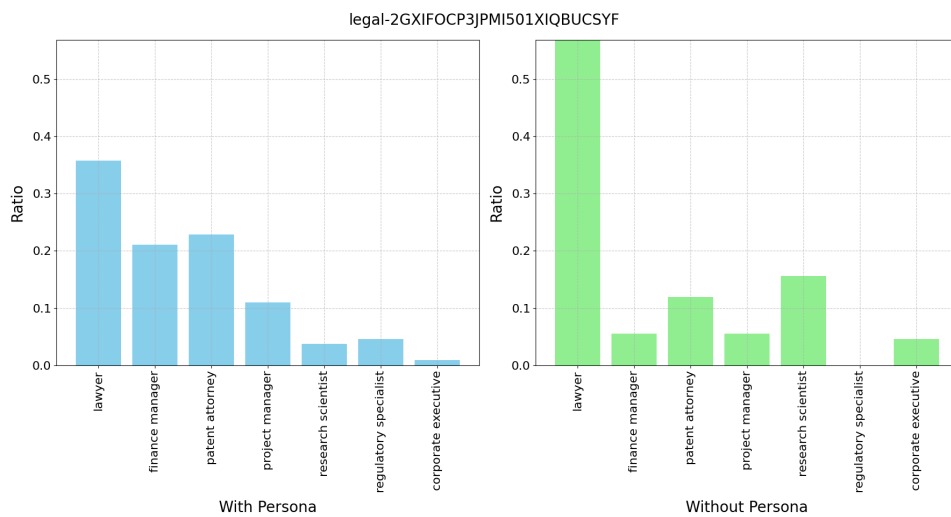


(f) Without Persona (Case 6)

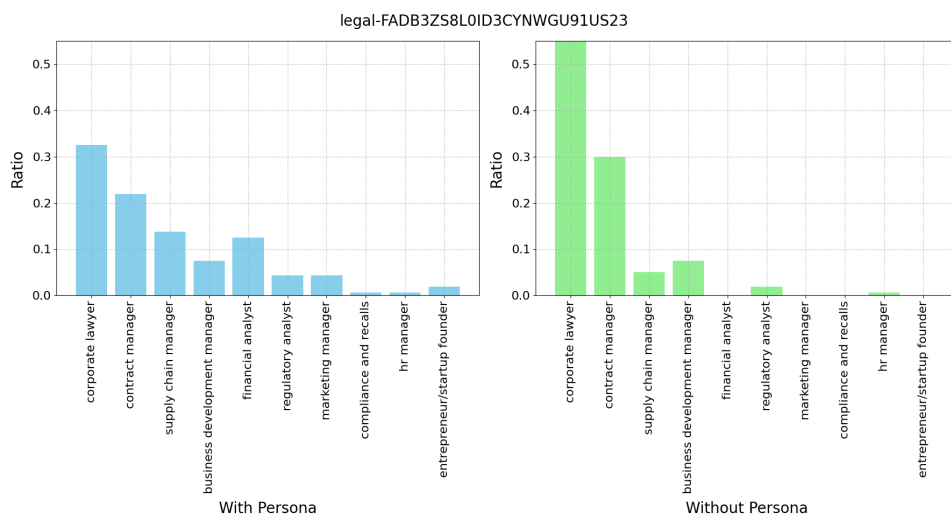
Figure 15: Case 4-6: Document-level comparison of semantic similarities between SQs generated with and without persona across three different cases in **academia** domain.



(a) Case 1

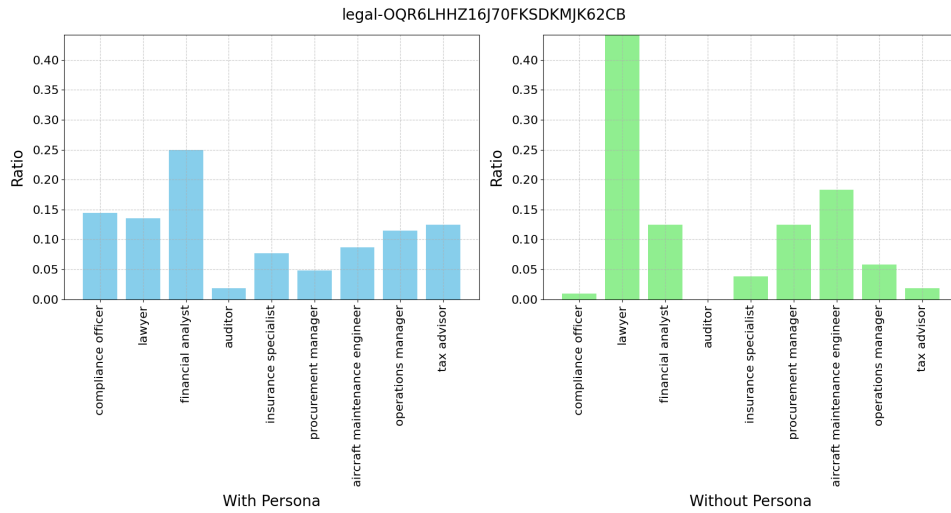


(b) Case 2

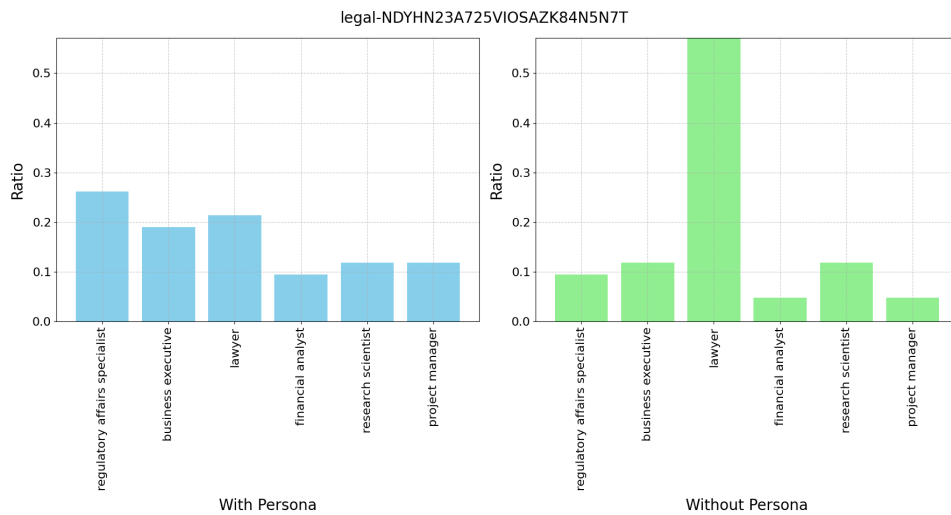


(c) Case 3

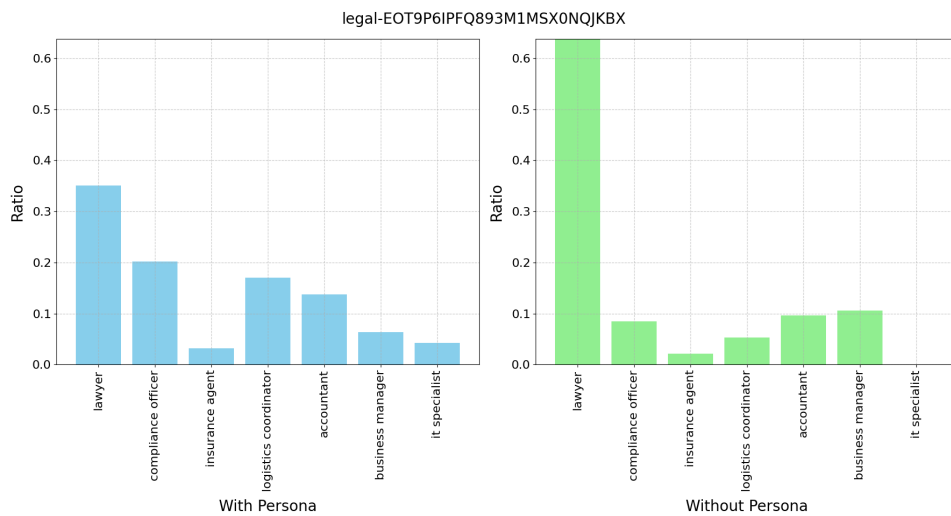
Figure 16: Case 1-3: Document-level comparison of persona distribution between SQs generated with and without persona across three different cases in **legal** domain.



(a) Case 4

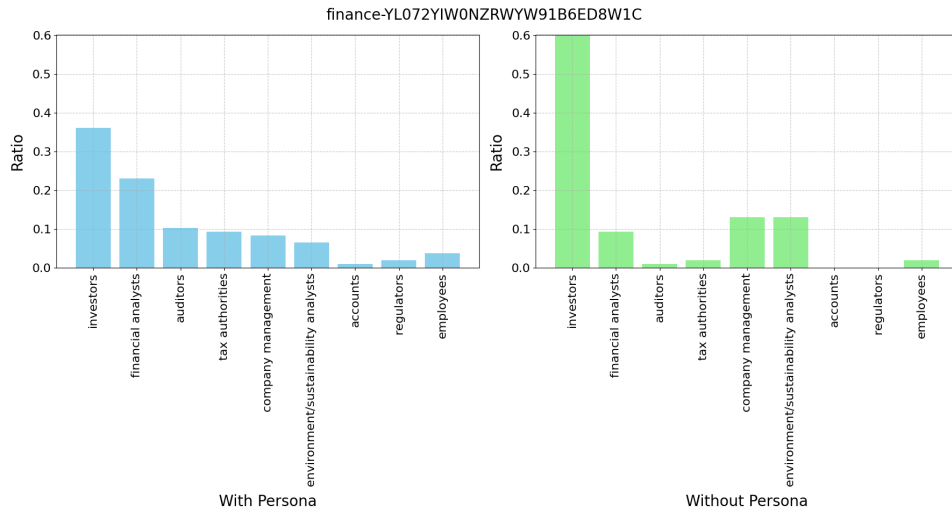


(b) Case 5

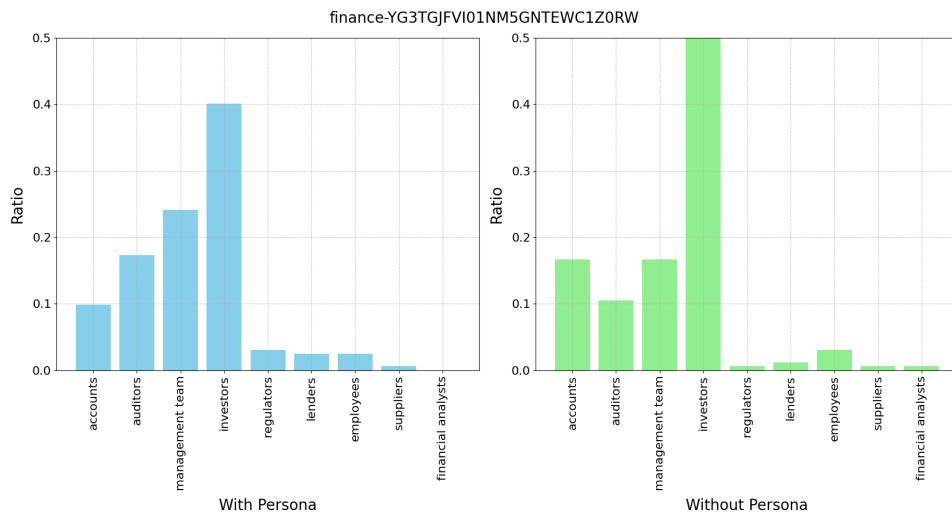


(c) Case 6

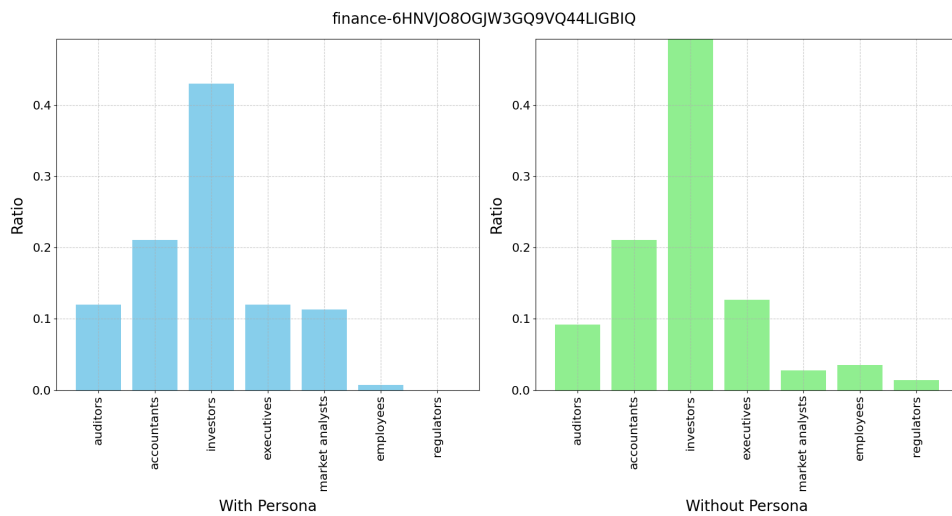
Figure 17: Case 4-6: Document-level comparison of persona distribution between SQs generated with and without persona across three different cases in legal domain.



(a) Case 1

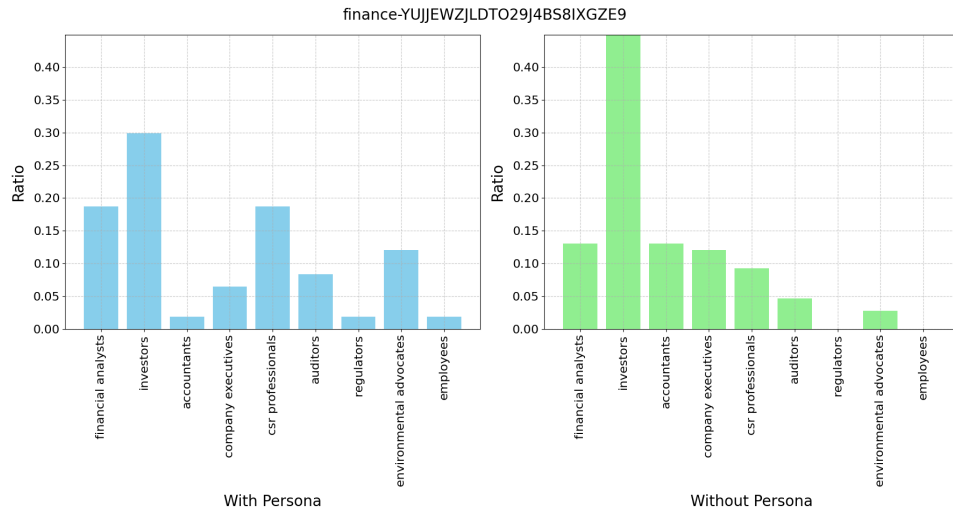


(b) Case 2

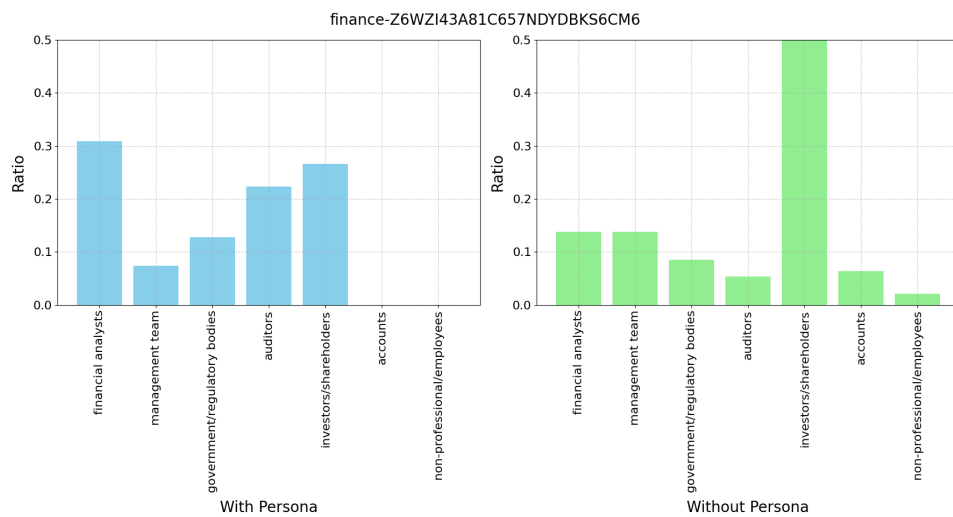


(c) Case 3

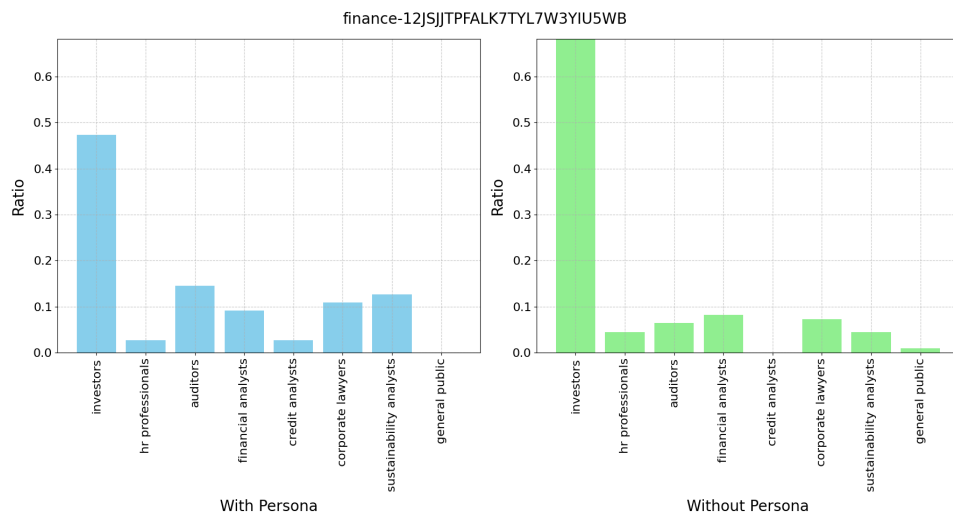
Figure 18: Case 1-3: Document-level comparison of persona distribution between SQs generated with and without persona across three different cases in **finance** domain.



(a) Case 4

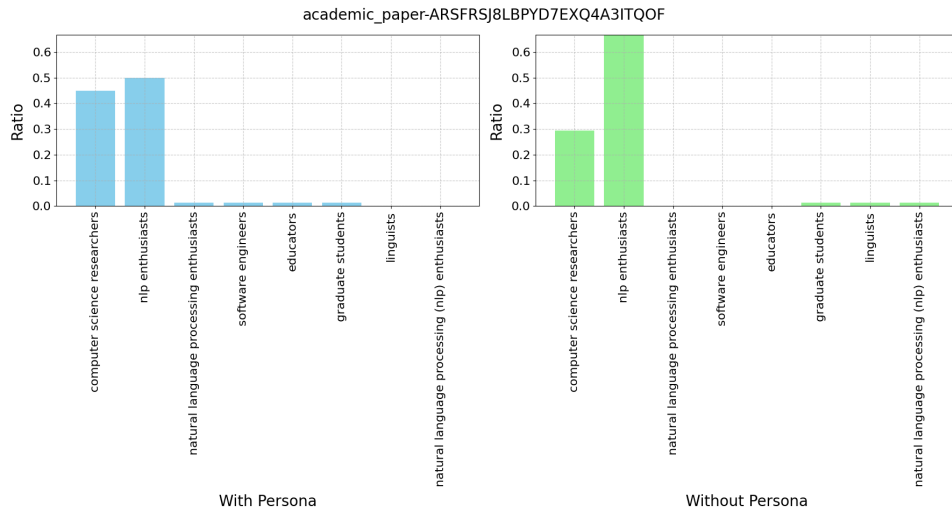


(b) Case 5

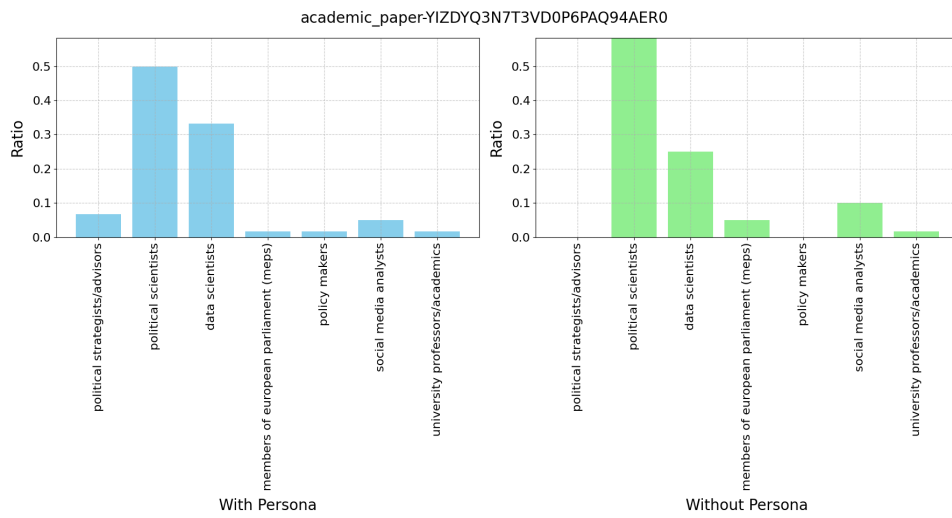


(c) Case 6

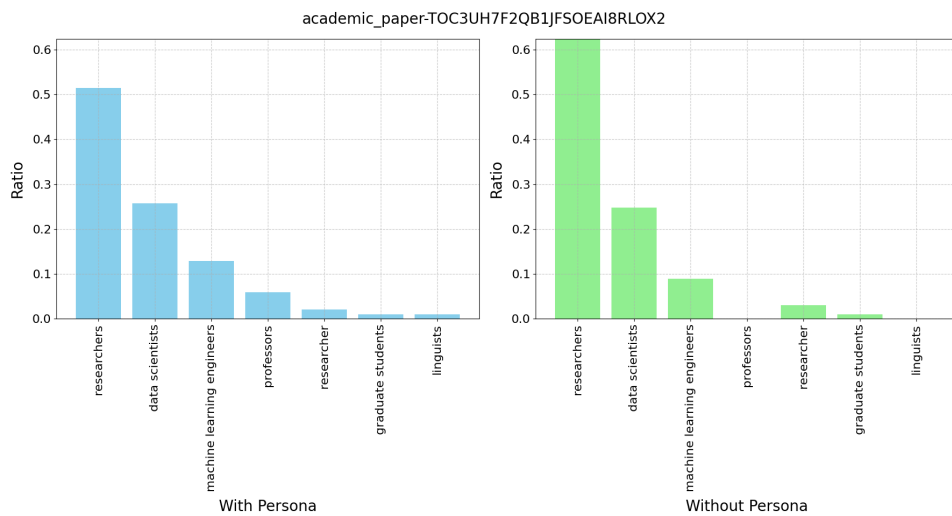
Figure 19: Case 4-6: Document-level comparison of persona distribution between SQs generated with and without persona across three different cases in **finance** domain.



(a) Case 1

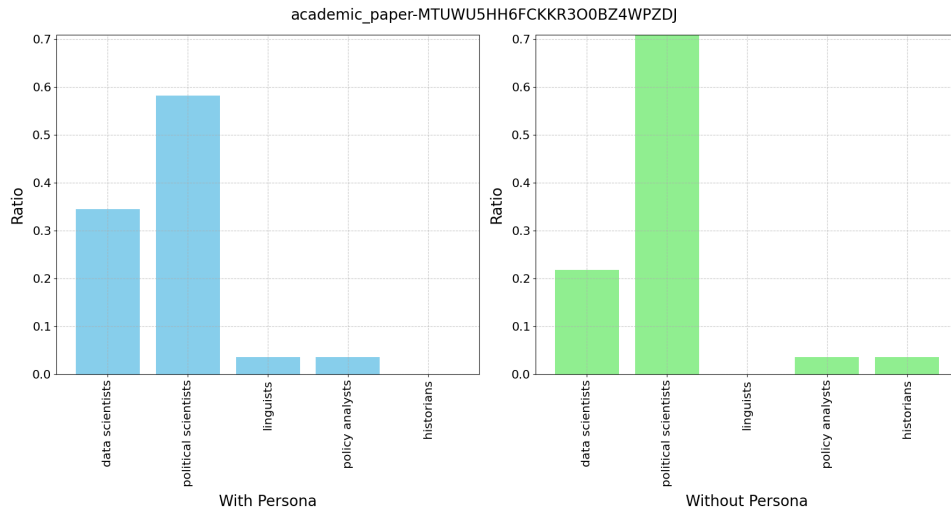


(b) Case 2

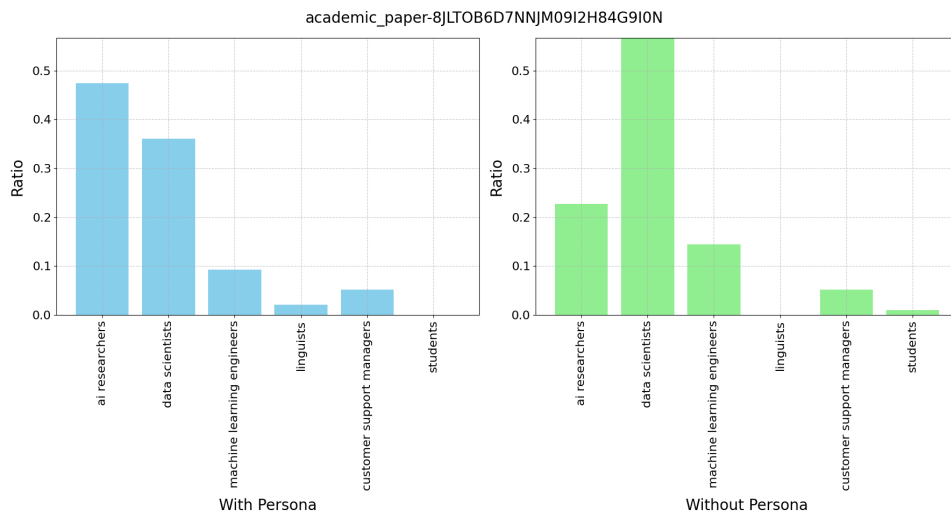


(c) Case 3

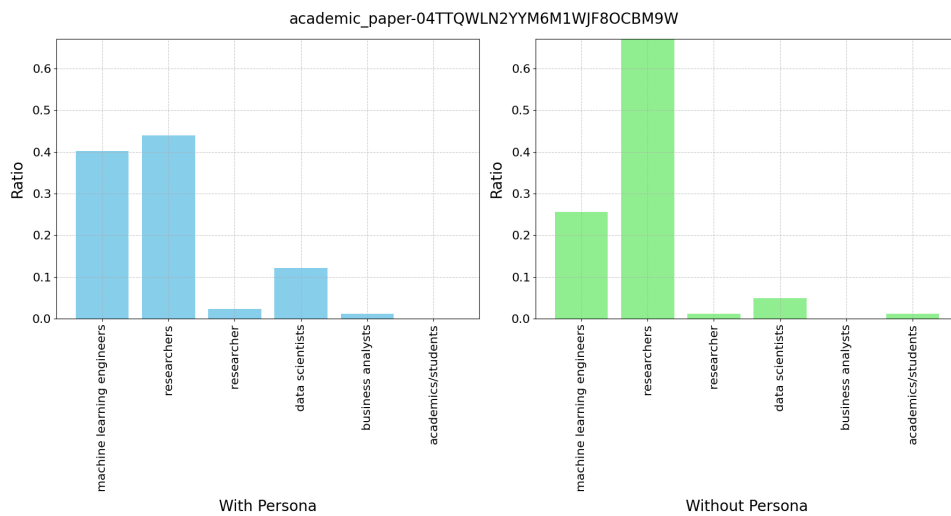
Figure 20: Case 1-3: Document-level comparison of persona distribution between SQs generated with and without persona across three different cases in **academia** domain.



(a) Case 4

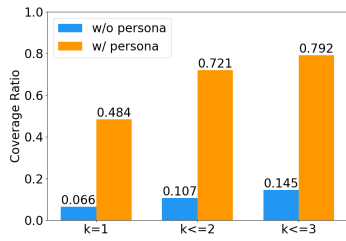


(b) Case 5

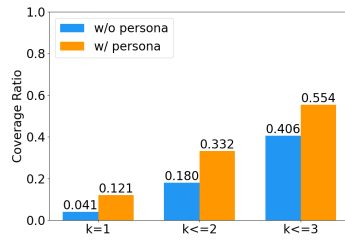


(c) Case 6

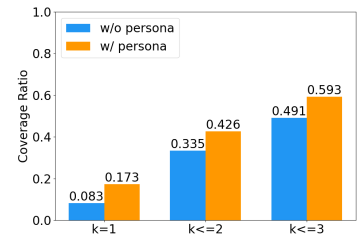
Figure 21: Case 4-6: Document-level comparison of persona distribution between SQs generated with and without persona across three different cases in **academia** domain.



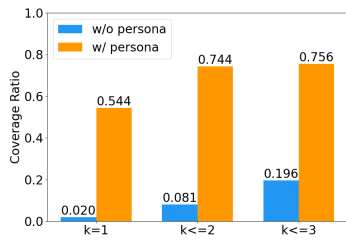
(a) accountants



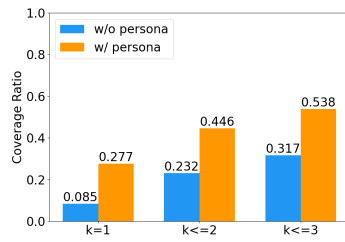
(b) business owners



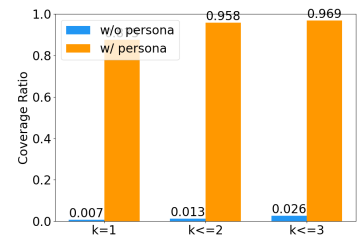
(c) consultants



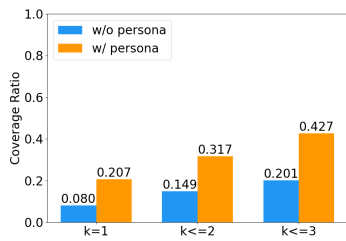
(d) data analysts



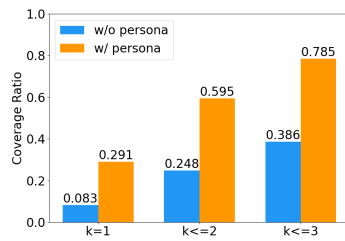
(e) employees job candidates



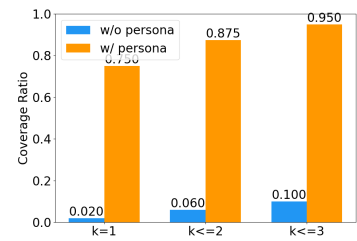
(f) environmental consultants



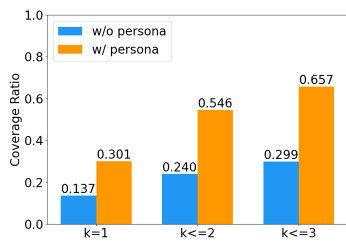
(g) event managers



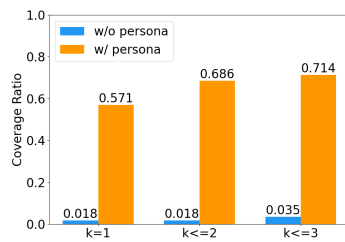
(h) financial advisors



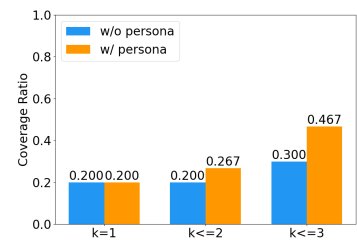
(i) health and safety officers



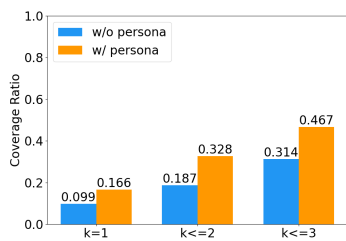
(j) insurance agents



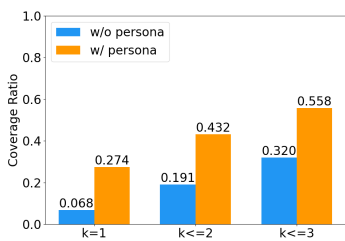
(k) marketers



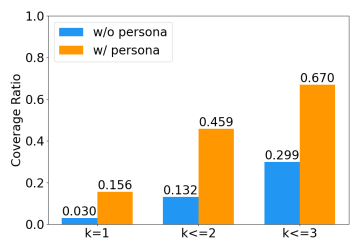
(l) plan administrators



(m) procurement officers

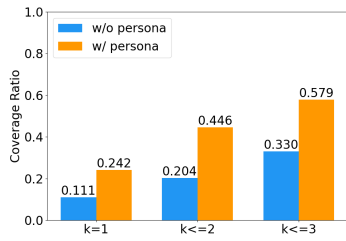


(n) project managers

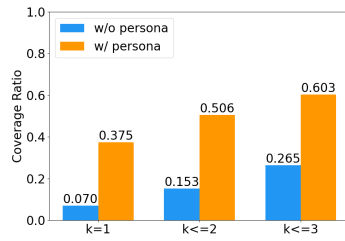


(o) risk managers

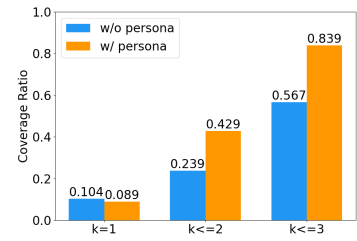
Figure 22: The coverage ratio of 15 examples personas in the **legal** domain.



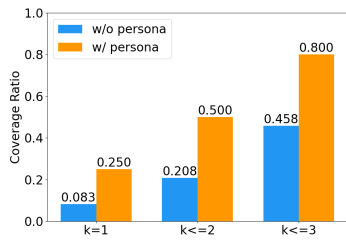
(a) accountants



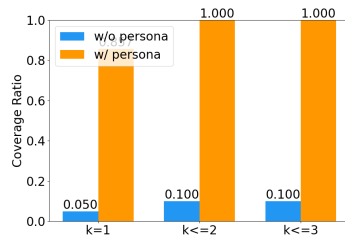
(b) auditors



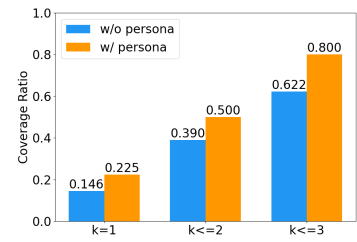
(c) board members



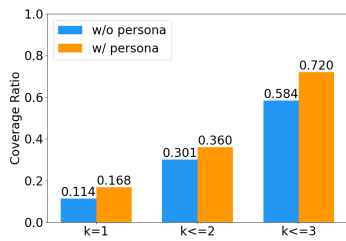
(d) business strategists



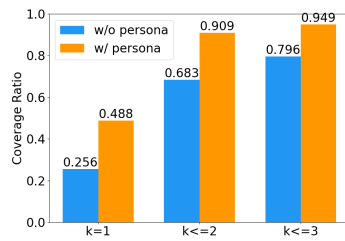
(e) community stakeholders



(f) company management



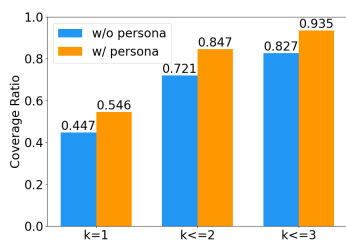
(g) executives



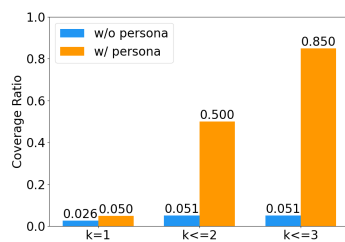
(h) financial analysts



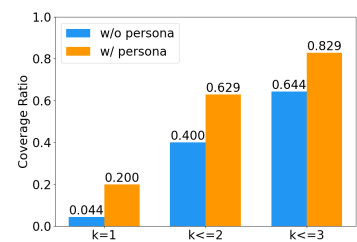
(i) hr professionalss



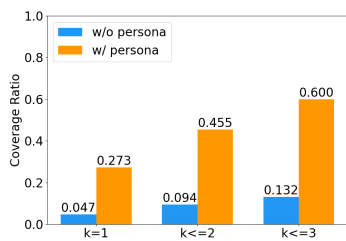
(j) investors



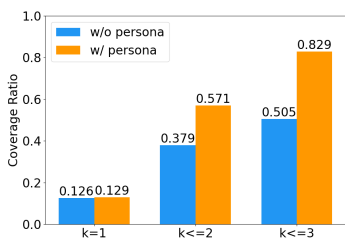
(k) lawyer



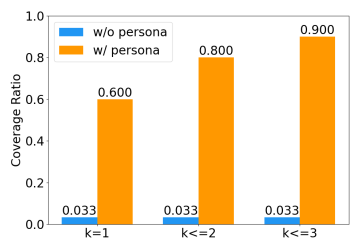
(l) market analysts



(m) marketing professionals

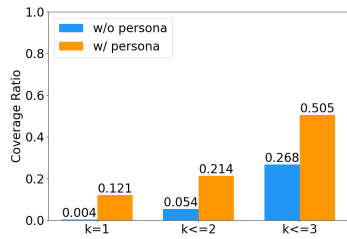


(n) shareholders

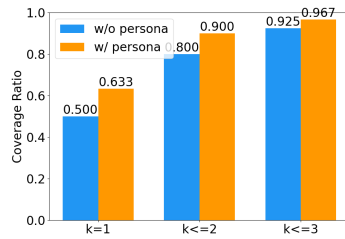


(o) tax authorities

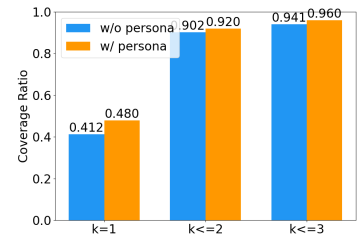
Figure 23: The coverage ratio of 15 examples personas in the **finance** domain.



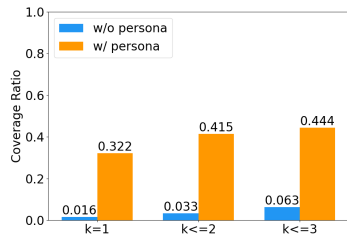
(a) academic professors



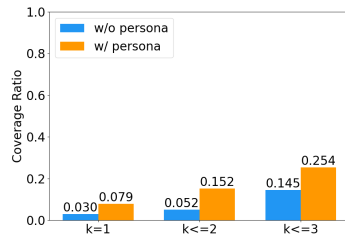
(b) ai researchers



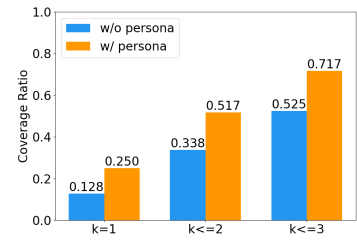
(c) computer vision experts



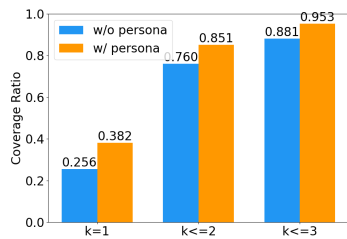
(d) educators



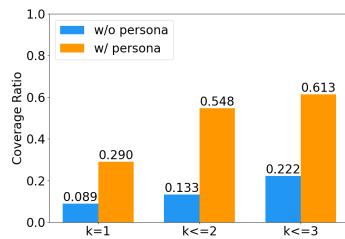
(e) general public



(f) linguists



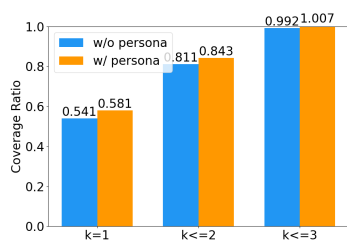
(g) machine learning engineers



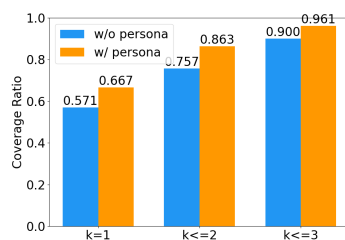
(h) privacy advocates



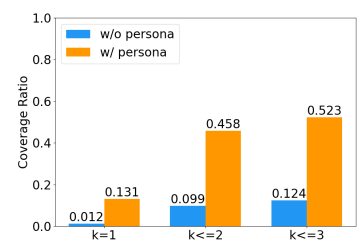
(i) product managers



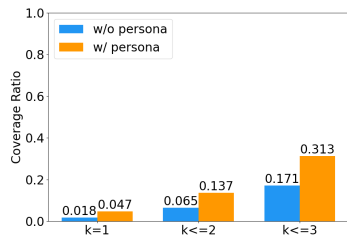
(j) researchers



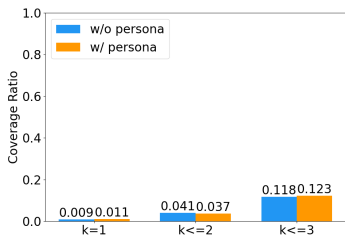
(k) search engine engineers



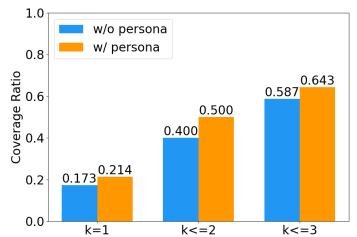
(l) social media analysts



(m) software developers



(n) students



(o) voice assistant developers

Figure 24: The coverage ratio of 15 examples personas in the **academia** domain.

Table 11: Prompts for generating personas and questions.

Step	Prompt
Generate Personas	<p>In some professional setting, for some document domains, people with different backgrounds would read them with very different purposes/goals and ask very different questions. Your job is to predict what profession would read this document, and what goals they want to achieve.</p> <p>The goals should be closely related to the profession. Your prediction should try to be various. The statement describing the goal can be either first-person or a general declarative sentence.</p> <p>You should think step by step and try your best to be creative. One profession can have different number of goals. The goals should be very diverse but related to the corresponding profession.</p> <p>The profession can also be non-professional.</p> <p>The following is a document from \$DOMAIN\$ \$SUBDOMAIN\$: \$DOCUMENT CONTENT\$.</p> <p>You should generate output in the following JSON format, for example:</p> <pre>{ "domain": { "subdomain": { "profession": ["goal 1.", "goal 2."] } } }</pre> <p>According to the document from the domain \$DOMAIN\$ \$SUBDOMAIN\$, your answer is:</p>
Normalize Personas	<p>You are an AI helper to help users to classify professions into different groups. The professions are as follows: \$PERSONAS\$.</p> <p>You should return in a JSON format. The key is profession and the value is a list of given professions. For example:</p> <pre>{ "Accountants": ["Accountants", "Financial Accountants"], "Auditors": ["Auditors", "auditors"] }</pre> <p>Based on the given professions, your answer for the groups of personas is:</p>
Generate Questions	<p>You are a PDF Reader AI Assistant. You will be given a long PDF document, a user profession, and several goals of the user. Your task is to generate a series of questions that users with the specified profession and goals might be interested in.</p> <p>The user's profession and goals are provided below:</p> <p>**Profession:** \$PROFESSION\$</p> <p>**Goals:** \$GOALS\$</p> <p>Please generate questions that meet the following criteria:</p> <ol style="list-style-type: none"> **Personalized:** The questions should align with the user's interests and profession. **Logical:** The questions should follow a logical order. **Comprehensive:** The questions should cover as much useful information as possible to ensure the user can achieve their goals. <p>Output the questions in a JSON format. For example:</p> <pre>{ "Question 1": "xxx", "Question 2": "xxx", }</pre> <p>Ensure that the output is in a JSON format without any additional text or errors. Ensure that generate a series of questions as various as possible.</p> <p>The following is the document: \$DOCUMENT CONTENT\$</p> <p>The generated questions are:</p>

Table 12: Prompts for persona quality control.

Step	Prompt
Goals Quality	<p>You are an AI assistant to help user to finish the task. You will be provided with one persona, and many goals candidates corresponding to the persona. The goals are the purposes of a user want to achieve by reading a document.</p> <p>Your job is to score the goals based on the consistency between the goals, persona and the domain of the document.</p> <p>Provide your rating on a scale from 1 to 5 based on the criteria below:</p> <ul style="list-style-type: none"> - Rating 1: The goal quality is extremely poor. The generated goal is not described in a valid format with obvious grammar error or it is not a goal but a question or something else. - Rating 2: The goal quality is somewhat poor. The generated goal is in a valid format but it is totally unrelated to the persona or the document domain. - Rating 3: The goal quality is good. The generated goal is related to both the document and the persona, but the connection is not very strong. The goal is somewhat meaningful. Sometimes, the persona might want to achieve the goal but sometimes not. - Rating 4: The goal quality is very good. The generated goal is closely related to both the document and the target persona. For most cases, the persona may have the goal when they read the document. - Rating 5: The goal quality is excellent. The generated question is highly relevant to both the document and the target persona. The persona always have the goal when they read the document. <p>Here is the persona: \$PERSONA\$ Here are the goals that are separated by ";": \$GOALS\$</p> <p>You should return in a JSON format. The key is the repeat of the goal, and the value is the score. For example: { "I want to understand the document in details.": 5 }</p> <p>Based on the provided persona and goals, your scores for the goals are:</p>

Step	Prompt
Score Questions	<p>You will be given a long document, a target persona with specific goals, and several questions that the target persona might ask. Your task is to evaluate the quality of these generated questions based on the document and the target persona's goals.</p> <p>Here is the document: \$DOCUMENT\$</p> <p>In this task, you need to evaluate the quality of the generated questions based on the document and the persona's goals. The quality of the generated questions depends on how meaningful, valuable, and relevant they are to the document and persona's goals.</p> <p>Provide your rating on a scale from 1 to 5 based on the criteria below:</p> <ul style="list-style-type: none"> - Rating 1: The question quality is extremely poor. The generated question is completely unrelated to the document and persona's goals. - Rating 2: The question quality is somewhat poor. The generated question is related only to the document or only to persona, but not both. The question may also be meaningless in helping persona achieve their goals. - Rating 3: The question quality is good. The generated question is related to both the document and the target persona, but the connection is not very strong. The question is somewhat meaningful and can help the persona partially achieve one of their goals. The persona might ask the question, but not always. - Rating 4: The question quality is very good. The generated question is closely related to both the document and the target persona. However, compared to the target persona, the question is more likely to be asked by one of OTHER PERSONAS. - Rating 5: The question quality is excellent. The generated question is highly relevant to both the document and the target persona. The persona will definitely ask the question about the reference document. Compared to "OTHER PERSONAS", the question is more likely to be asked by the target persona. <p>For each question, conduct the evaluation as described above. If you provide score of 4, also reply which "other persona" is more likely to ask the question compared to the target persona; if you provide other scores, reply none for this. Your response should be in JSON format, with the question as the key and the score with other persona as the value.</p> <p>Here is the target persona: \$PERSONA\$.</p> <p>Here are the goals of the target persona: \$GOALS\$.</p> <p>Here are the generated questions separated by semicolons: \$QUESTIONSS\$.</p> <p>Here are OTHER PERSONAS: \$OTHER_PERSONAS\$.</p> <p>Ensure that the key is an exact copy of the question and the score is between 1 and 5. Ensure the output follows a VALID JSON FORMAT!</p> <p>Given the example questions: "Question A?; Question B?", the example output is:</p> <pre> “json "Question A?": [4, "other_persona"], "Question B?": [3, "None"] “ </pre> <p>The score you give for each question is:</p>

Table 13: Prompts for question quality control.

Table 14: Prompts for checking the answerability of generated questions.

Step	Prompt
Score Questions	<p>You will be given a long document and several questions related to the document. Your task is to evaluate whether these questions can be answered based on the content of the document.</p> <p>Here is the document: \$DOCUMENT\$</p> <p>For each question:</p> <ol style="list-style-type: none"> 1. If the document contains the answer, provide the answer and the exact reference text from the document. The answer should not be a direct copy from the original document. You should answer the question in your own words but refer to the document contents. The reference text should contain enough information to answer the question. If the reference texts contain different parts, concatenate every parts together. 2. If the document does not contain the answer, return "None" for both the answer and the reference. <p>You will be given several questions to evaluate. Conduct the task described above for each question. Your response should be in JSON format, with each question as the key and the answer and reference as the values.</p> <p>Ensure that the key is an exact copy of the question and the reference is an exact copy of a text span in the given document. Ensure the output follows a VALID JSON FORMAT!</p> <p>Example of two questions (the first question is answerable, while the second one is not answerable):</p> <pre> **Questions:** 1. Question 1? 2. Question 2? **Answers:** ```json { "Question 1?": "Answer": "xxx", "Reference": "yyy" , "Question 2?": "Answer": "None", "Reference": "None" , } ``` **Questions:** \$QUESTION\$\$ **Answers:** </pre>

Table 15: Prompts for predicting the related persona given on generated question.

Step	Prompt
Predict related personas	<p>You will be given a summary of a document, one question and several personas. Your task is to conduct a multiple choice to choose the personas that might be interested in the given question that is related to the document. You should respond in a JSON format.</p> <p>Here is an example. In this example, four personas are given to you, and the persona3 is the most one to be interested in the question, while the persona2 is the second one. Persona1 and persona4 are not interested in the question. Example of the INPUT and OUTPUT:</p> <pre> **INPUT**: **Document**: Document content. **Question**: Question? **Personas**: Persona1, persona2, persona3, persona4. **OUTPUT**: ““json { "order 1": "persona3, "order 2": "persona2" } ““ **INPUT**: **Document**: \$DOCUMENT\$ **Question**: \$QUESTION\$ **Personas**: \$PERSONA\$ **OUTPUT** </pre>

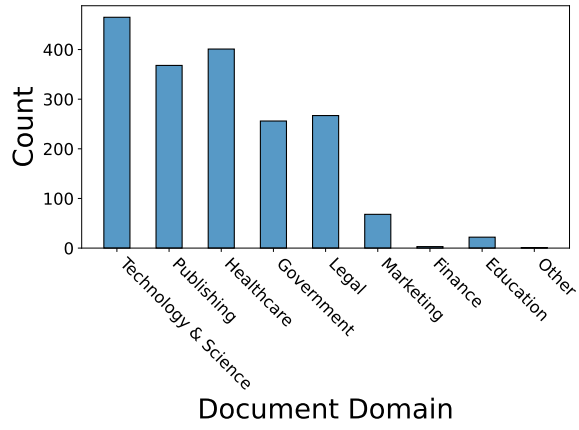


Figure 25: Number of documents according to the document domains, in the Persona-SQ synthetic fine-tuning dataset.

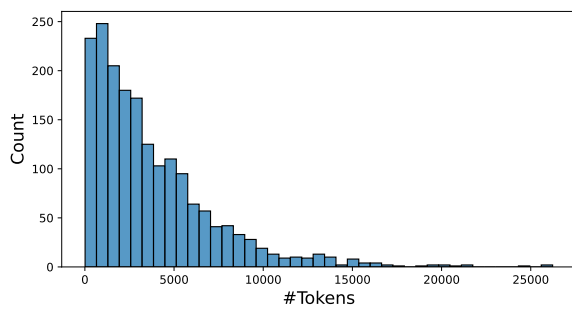


Figure 26: Distribution of token counts for all documents, in the Persona-SQ synthetic fine-tuning dataset.