

---

# SPEECH-BASED MULTIMODEL PIPELINE FOR VIETNAMESE SERVICES QUALITY ASSESSMENT

---

Quang-Anh N.D.<sup>✉</sup>, Minh-Duc Pham<sup>✉</sup>, Thai Kim Dinh\*<sup>✉</sup>  
International School, Vietnam National, University, Hanoi, Vietnam  
anhnd@vnuis.edu.vn, pmduc2808@gmail.com, thaikd@vnu.edu.vn\*

## ABSTRACT

In the evolving landscape of customer service within the digital economy, traditional methods of service quality assessment have shown significant limitations, this research proposes a novel deep-learning approach to service quality assessment, focusing on the Vietnamese service sector. By leveraging a multi-modal pipeline that transcends traditional evaluation methods, the research addresses the limitations of conventional assessments by analyzing speech, speaker interactions and emotional content, offering a more comprehensive and objective means of understanding customer service interactions. This aims to provide organizations with a sophisticated tool for evaluating and improving service quality in the digital economy.

**Keywords** Speech Quality Assessment, Text-to-Speech, Multi-modality, SER, Vietnamese.

## 1 Introduction

Providing high-quality service in a customer-centric economy plays a crucial role in ensuring customer satisfaction, experience and improving competitive advantage, as it directly influences customer satisfaction, loyalty, and organizational success [1]. Achieving an understanding of the factors that contribute to customer satisfaction is essential, but it does not guarantee results. Customer satisfaction is a multifaceted concept with many facets whose complexity is based on the challenges of identifying and meeting customer needs and expectations [2]. In addition, it is important to understand that customer loyalty extends into long-term growth potential, loyal customers will continue to engage with an industry for many years to come and will also become advocates for it by recommending it to others [3] and for some organizations that rely heavily on customer service must ensure high-quality services to maintain stability and growth [4]. In particular, in this research we will focus on serving Vietnam's service industry since 2023, the service sector in Vietnam has grown for 42.54 percent of the country's GDP, gradually increasing from the year prior. Service industries include many economic activities, including wholesale and retail, finance and banking, etc, this has been a major contributor to Vietnam's economy for many years [5], Fig (1) outlined the GDP growth of the services sector in Vietnam from 2011 to 2023.

With dataization and digitization are becoming commonplace in the 4.0 industry era, including people, computers, products, and services. The digital transformation can also create radically new approaches in terms of service evaluation. Most methodology used in service evaluation is based on data-based communication methods that are evaluated based on a questionnaire or based on the performance of the service team. Although, traditional method often fail to capture the evolving dynamics of customer expectations, this is still a niche in the industry in the digital and global economy [6]. Due to the inherent weaknesses of these traditional methods, the data input source can be faked, and customers are often uninterested in evaluating the quality. As a result, they conduct the survey carelessly and quickly or just fill it out randomly to get it completed. As well, many customers are uncomfortable when rating some services that are delivered directly face-to-face, making them feel pressured to give the best possible rating to the customer service representative, by that, these factors contribute to inaccurate performance evaluations.

Previously in recent studies using traditional methods, Parasuraman et al. [7] have proposed that service quality is defined as the consumer's assessment of the extent to which a service meets their expectations, the authors also proposed the RATER model which is in short for reliability, assurance, tangibles, empathy, and responsiveness, this is a

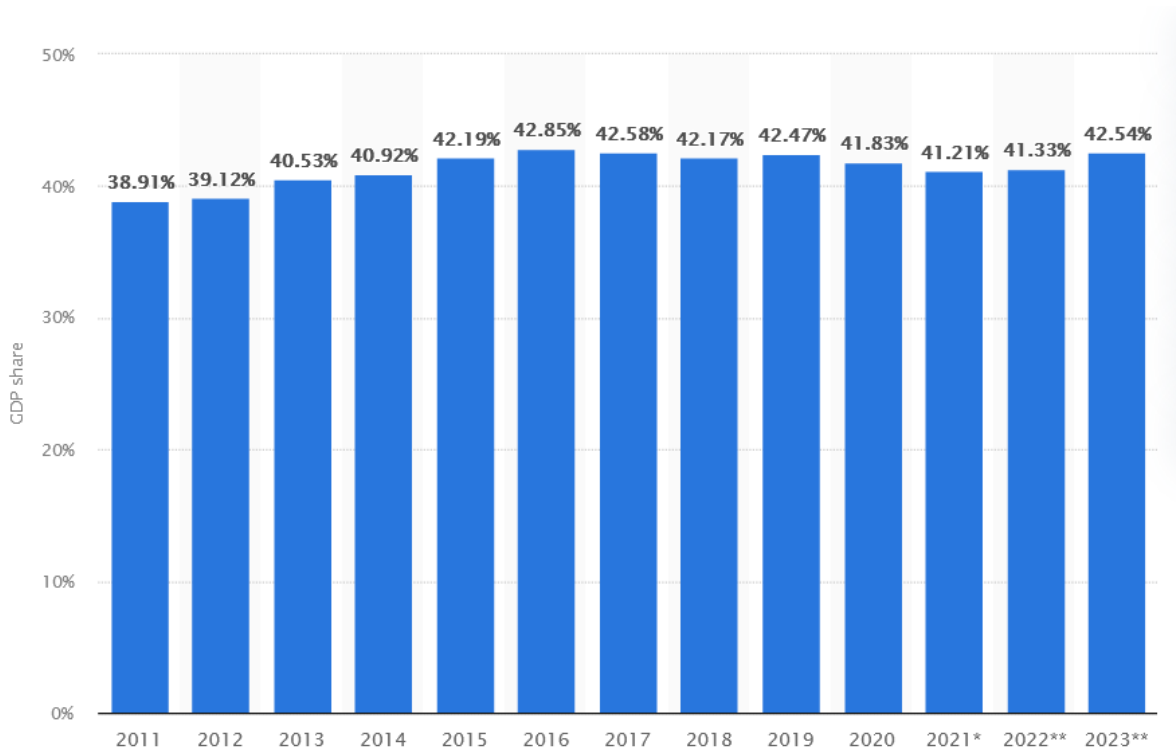


Figure 1: The GDP of the services sector in Vietnam from 2011 to 2023 [5]

well-recognized model to evaluating service quality factors, each of the component plays a distinct and important role in shaping the consumer behavior. According to Kim et al. in 2004 [8], the study of customer satisfaction and loyalty in telecommunications examined a variety of factors, including call quality, service price, advertising promotions, value-added services, customer support, and shopping convenience, as criteria to assess customer satisfaction and loyalty. Therefore, Tien, N. H., & Huong, L. T. M. in 2023 [9] have proposed a framework to analyze influencing factors that affect customer satisfaction with 33 factors divided into 07 macro-factors. With rapid technological advancements and increasing competition, businesses are compelled to adopt more robust and nuanced approaches to evaluate service quality effectively. In this research we propose a novel approach by utilizing deeplearning in service quality assessment, more specifically, we emphasize the importance of the speech of the conversation to assess service quality and for the final evaluation, these speeches will be evaluated based upon what the speech contains and the emotions present.

## 2 Methodology

### 2.1 Denoiser Model

For the first step of the pipeline we use the Denoiser model proposed by Resemble AI [10], the model using UNet architecture that takes a complex spectrogram, denoted by  $S = |S| (\cos \angle X + j \sin \angle X)$  infused with noise as input and predicts a phase  $|A|$  and amplitude rotating mask which is denoted as  $\cos \angle X + \sin \angle$ , then isolates speech from the original audio, the results of this process is denoted as  $|\hat{S}|$ , the calculation is respresent in Eq (1). Follow by the authors this method is similarly to the method of the Separate Anything You Describe paper which was proposed by Liu et. al. [11].

$$\hat{S} = |\hat{S}| \left( \cos \angle \hat{X} + j \sin \angle \hat{X} \right), \quad (1)$$

where

$$|\hat{S}| = |A \odot S| \quad (2)$$

$$\begin{aligned}\cos \angle \hat{X} &= \cos(\angle X + \angle A) \\ &= \cos \angle X \cos \angle A - \sin \angle X \sin \angle A\end{aligned}\quad (3)$$

$$\begin{aligned}\sin \angle \hat{X} &= \sin(\angle X + \angle A) \\ &= \sin \angle X \cos \angle A + \cos \angle X \sin \angle A\end{aligned}\quad (4)$$

After obtaining  $\hat{S}$ , the model applying ISTFT as the results to produce denoised waveform  $\hat{y}$  and then L1 loss is applied utilizing denoised waveform and clean waveform, Eq (5) outlined the loss computation.

$$\mathcal{L} := |y - \hat{y}|_1 \quad (5)$$

## 2.2 WhisperX

WhisperX was developed by OpenAI and released in 2023 [12], the Whisper model demonstrates impressive performance in speech recognition across multiple languages, encounters challenges when applied to long audio transcription using buffered or sliding window approaches. WhisperX used a two-pass approach to transcription, the base Whisper model generates transcription of the input audio after that, whisper performs across diverse acoustic conditions and language. By integrating decoding of both transcriptions and timestamps through a single encoder-decoder encounters significant issues to solve hallucination and repetition. These limitations negatively impact Whisper's performance on sensitive tasks like speaker diarization [13]. The refinement step is executed using the wav2vec2.0 model [14] to achieve more precise timestamp predictions and word-level alignments and fine-tunes the transcription by improving temporal alignment and resolving ambiguities in the initial output, the architecture of WhisperX is outlined in Fig (2) (a).

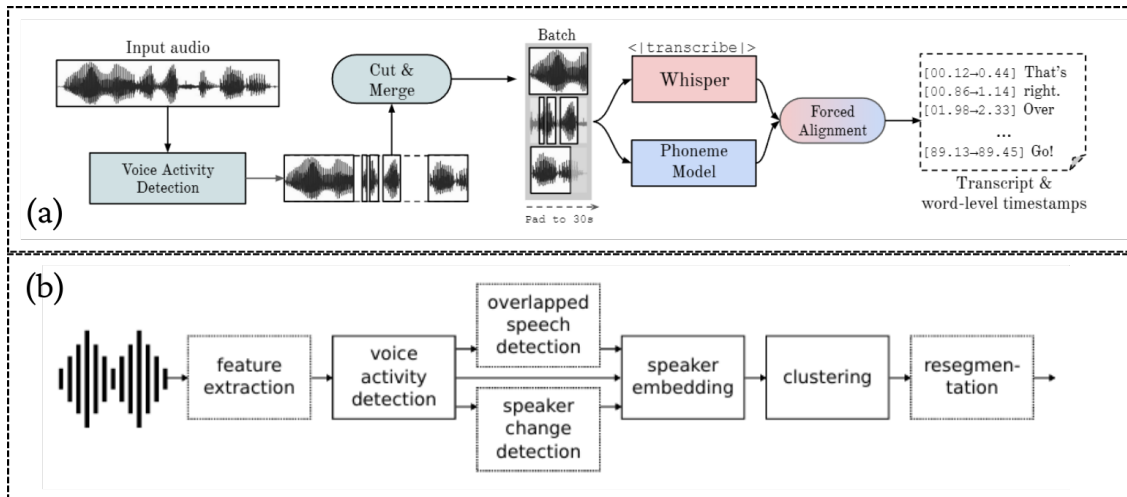


Figure 2: Pipeline of WhisperX with (a) illustrated the overview pipeline of Whisperx and (b) is the speaker diarization task pipeline in Whisperx (source: [12], [20]).

One of the notable strengths of WhisperX is handling speaker diarization tasks, by utilizing the enhanced temporal resolution provided by wav2vec2.0, the system can more accurately attribute speech segments to individual speakers, even in complex multi-speaker environments. Speaker diarization, the process of identifying "who spoke when", is a critical component in many audio processing tasks, particularly in environments with multiple speakers. WhisperX enhances speaker diarization by combining advanced techniques for temporal alignment and speaker attribution, making it highly suitable for complex, multi-speaker audio scenarios. By employing Voice Activity Detection (VAD) to pre-segment audio into smaller, speaker-specific chunks. This step removes non-speech segments, reducing noise and enhancing transcription clarity. The Cut & Merge phase divides the audio into smaller, non-overlapping chunks, ensuring that speech regions are properly isolated and minimizing boundary effects. The multispeaker ASR, using the speaker diarization of pyannote-audio [20], has been integrated into WhisperX, to enhance the speaker diarization process,

`pyannote.audio` employs a comprehensive pipeline that handles several crucial steps. First, feature extraction is performed, where audio signals are transformed into meaningful features like MFCCs or spectrograms. These features are essential for accurately distinguishing between speakers. Next, VAD is applied, which identifies speech segments within the audio and separates them from non-speech portions, thus improving the efficiency and accuracy of subsequent steps. After VAD, the system detects speaker changes, marking the transitions where one speaker stops and another begins. Following this, speaker embedding techniques are applied to capture the unique characteristics of each speaker’s voice, ensuring that each speaker is consistently identified throughout the audio. The next stage is clustering, where the speech segments are grouped based on their speaker embeddings. Finally, resegmentation is performed to refine the speaker diarization results, improving the boundaries of each speech segment and further reducing errors in speaker attribution. In the case of WhisperX, this robust `pyannote.audio` pipeline has been integrated to work alongside `whisperx` transcription capabilities, significantly improving performance in complex, multi-speaker environments, the sequence pipeline is illustrated in Fig (2) (b). By combining the advanced speaker diarization features of `pyannote.audio` with WhisperX transcription accuracy, WhisperX can provide more precise and reliable speaker attributions, making it a powerful tool for real-world audio transcription tasks, for this research, we used WhisperX for speaker diarization tasks as the second step of the pipeline.

### 2.3 PhoWhisper

PhoWhisper is an ASR system specifically trained for the Vietnamese language, PhoWhisper is a derivative of the renowned Whisper model, distinguished by its extensive training on a substantial dataset of Vietnamese speech and text. This training regimen has given PhoWhisper high accuracy for many different Vietnamese accents and dialects. Moreover, its capacity for real-time transcription makes it an invaluable asset for a variety of applications, including transcription, captioning, and voice search. In this research the PhoWhisper for the Speech To Text (S2T) task to analyze the speech of the speaker. PhoWhisper was fine-tuned on a large-scale ASR training set consisting of 844 hours of audio collected from four major resources as CMV-Vi, the Vietnamese part of the Common Voice dataset [21], VIVOS [22], VLSP 2020 ASR challenge; and an extensive private dataset. Notably, the private dataset provided essential diversity by including speech from 26,000 individuals across 63 provinces and municipalities in Vietnam. This diverse data collection ensures that PhoWhisper is adept at recognizing various Vietnamese accents and dialects, as well as handling unique speech patterns influenced by regional characteristics.

Such a comprehensive training approach makes PhoWhisper achieve lower Word Error Rate (WER) for Vietnamese speech compared to other ASR models [15] and its ability to adapt to regional pronunciation and handle context-specific vocabulary further enhances its effectiveness in transcribing Vietnamese speech accurately. Making PhoWhisper uniquely suited for tasks requiring high accuracy in Vietnamese transcription made PhoWhisper become State-Of-The-Art (Sota) for the Vietnamese S2T task and especially by utilizing PhoWhisper robust and scalable foundation for our research, it can meet the detailed and accurate speech analysis requirements that are essential for service quality assessment.

### 2.4 PhoBERT-CNN

PhoBERT [17] is a language model specifically designed for Vietnamese, based on the RoBERTa [25] architecture. It was pre-trained on a large-scale corpus of 20GB of Vietnamese text, making it particularly effective in capturing the syntactic and semantic nuances of the Vietnamese language. There are two versions of PhoBERT: PhoBERT<sub>base</sub>, which has fewer parameters and is computationally efficient, and PhoBERT<sub>large</sub>, which provides higher accuracy at the cost of requiring more computational resources.

In this study, we utilized PhoBERT in conjunction with a Convolutional Neural Network (CNN) to form the PhoBERT-CNN model [16]. We employed the pre-trained PhoBERT<sub>base</sub> model as a feature extractor, leveraging its contextual embeddings to represent input sentences. The CNN component was then applied to these embeddings to classify sentences into three categories: CLEAN, OFFENSIVE, or HATE speech. The PhoBERT-CNN model was specifically chosen for this task due to its ability to effectively handle the complexities of Vietnamese text classification, including nuanced vocabulary and contextual understanding.

As shown in Fig. (3), the PhoBERT-CNN architecture comprises three main components:

1. **Preprocessing the data:** This step involves tokenizing input sentences using PhoBERT’s custom tokenizer.
2. **PhoBERT base model:** The pre-trained PhoBERT model generates contextual embeddings for the input text.
3. **CNN:** This component acts as a classifier, capturing local patterns and relationships from the embeddings provided by PhoBERT to determine the sentence category.

This architecture ensures robust classification of Vietnamese text while maintaining computational efficiency.



Figure 3: PhoBERT-CNN architecture

To further enhance the performance of the PhoBERT-CNN model for Vietnamese text classification, we fine-tuned the model on the ViHSD dataset [23]. After training for 20 epochs, the model achieved competitive results. Specifically, the accuracy of the model on the ViHSD dataset was 86.14%. The precision, recall, and F1-score for each class (CLEAN, OFFENSIVE, and HATE) were 94.90%, 36.71%, and 47.38%, respectively, for the first class (CLEAN), 91.55%, 41.79%, and 60.48%, respectively, for the second class (OFFENSIVE), and 93.19%, 30.90%, and 53.14%, respectively, for the third class (HATE). These results demonstrate that fine-tuning the PhoBERT-CNN model significantly improves its ability to classify Vietnamese text into relevant categories, despite the challenges posed by the dataset’s class imbalance.

## 2.5 Speech Emotion Recognition

In this research we deployed the Dynamic Attention Network Architecture [24], this architecture leverages a Dynamic Attention Mechanism to emphasize the most relevant features in the speech signals for emotion recognition, the architecture of the network is shown in Fig (4). The network matrixize the input wave data into Mel Frequency Cepstral Coefficients (MFCCs) to extract meaningful features, these features are then passed through 2D CBM layers (Convolution-Batchnormalize-Maxpooling) to enhance features representation. By stacking multiple CBM blocks, the model can handle complex feature of speech nuances. Subsequently, the features are processed using a Gated Recurrent Unit (GRU) layer to handle temporal dependencies. Furthermore, we applied the Dynamic CBAM, which emphasizes critical regions in the features map. Finally, all the processed features are passed through a fully connected layer to classify the outputs into five emotional categories: anger, happiness, sadness, neutral, and fear. The combination of convolutional, recurrent, and attention mechanisms ensures a powerful and robust processing pipeline for Speech Emotion Recognition (SER) task. In this research we used the pre-trained Sota model of the dynamic attention network architecture, which was trained on the Vietnamese Speech Emotion (VNEMOS) dataset [26], the VNEMOS dataset comprised 250 annotated segments collected from 27 movies, movie series and live shows with five difference emotions of human as “anger,happiness, sadness, neutral and fear”. This diversity in emotional labels ensures a comprehensive representation of human emotions, making the dataset valuable for the Speech Emotion Recognition (SER) task.

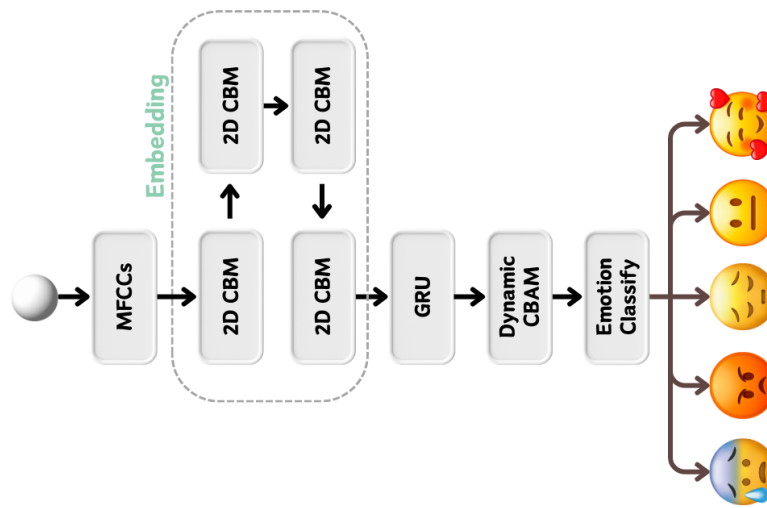


Figure 4: Proposed Dynamic Attention Network Architecture

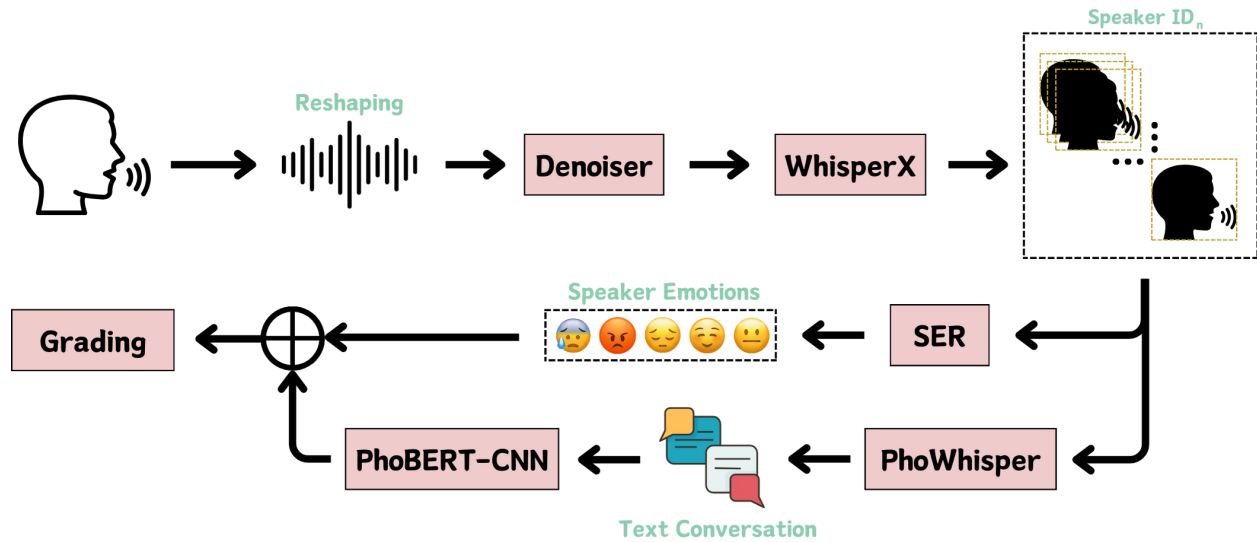


Figure 5: Proposal Services Quality Assessment Multi-modalities Pipeline

## 2.6 Proposed Multi-modalities Architecture

In this research, we take the input as the speaker's voice data, then the data will be reshaped to 16kHz to normalize with the trained data of the models being used, then the data is passed through WhisperX to return the ID and segment the conversations of each person is separated, it will go through the Model Denoiser to remove noise signals, background sounds, external sounds,... so that the models behind can recognize more accurately. Next, the cleaned data will go in two directions, the first direction is the emotion recognition model that we proposed before and the other direction is through PhoWhisper to S2T the conversation so that users can analyze the conversation faster and evaluate whether the words are provocative and defamatory. In the grading module, the grader part evaluates the input data with three classes as Good, Neutral, and Offensive. These three classes will be evaluated according to the input results of the two streams SER and S2T, the scoring will prioritize the S2T stream if the result of S2T returns the result of Offensive or Hate, the grading system will automatically grade it as Offensive, in the service there is swearing or offensive words, this should not appear in the service industry, or if there are no offensive words but the SER model returns the result of Anger, Anxiety, Sadness, the grading will also return the result of offensive when the customer does not have a good experience when talking. In the remaining two cases, Neutral and Good, the first condition is that there is no swearing in S2T, these two classes will focus more on the result of the SER model, and if SER returns the result of Happiness, Neutral the result of grading is Good and Neutral, respectively, and all of the results from the models and grader will got stored in a database so that users can inspect the results.

## 3 Conclusion and Future work

This research introduces a multi-modal pipeline for assessing service quality in the Vietnamese service sector through speech analysis. By integrating advanced speech processing technologies - including WhisperX for speaker diarization, PhoWhisper for Vietnamese speech recognition, PhoBERT-CNN for text classification, Unet-architecture by resemble ai for denoising and a dynamic attention network for emotion recognition. Our system provides a comprehensive approach to evaluating service interactions, addressing limitations of traditional assessment methods by offering objective, automated analysis of both the verbal content and emotional aspects of service interactions, particularly in handling the complexities of Vietnamese language by leveraging state-of-the-art models specifically trained on Vietnamese datasets. As the service sector continues to grow in importance within Vietnam economy, tools like this will become increasingly valuable for organizations seeking to maintain and improve their service quality standards.

## References

- [1] Ghobadian, A., Speller, S., & Jones, M. (1994). Service quality: Concepts and models. *International Journal of Quality & Reliability Management*, 11(9), 43-66.
- [2] Mihayo, N. (2024). Customer Satisfaction and Service Quality: A Study on BRELA in Tanzania. *South Asian Journal of Social Studies and Economics*, 21(11), 148–157. <https://doi.org/10.9734/sajsse/2024/v21i11909>
- [3] Homburg, C., Jozić, D., & Kuehnl, C. (2017). Customer experience management: Toward implementing an evolving marketing concept. *Journal of the Academy of Marketing Science*, 45, 377-401. <https://doi.org/10.1007/s11747-015-0460-7>
- [4] Hailu, A. G., & Shifare, H. G. (2019). Service delivery and customer satisfaction in the public service sector: An Ethiopian experience. *Public Policy and Administration Research*, 9(9), 24-37.
- [5] Nguyen, M.-N. (2024, July 3). Vietnam: GDP share of services sector 2023. Statista. <https://www.statista.com/statistics/1028010/vietnam-gdp-share-of-services-sector/>
- [6] Zeithaml, V. A., Berry, L. L., & Parasuraman, A. (2000). Service quality delivery through web sites: A critical review of extant knowledge. *Journal of the Academy of Marketing Science*, 30(4), 362-375.
- [7] Parasuraman, A. B. L. L., Zeithaml, V. A., & Berry, L. (1988). SERVQUAL: A multiple-item scale for measuring consumer perceptions of service quality. *Journal of Retailing*, 64(1), 12-40.
- [8] Kim, M. K., Park, M. C., & Jeong, D. H. (2004). The effects of customer satisfaction and switching barrier on customer loyalty in Korean mobile telecommunication services. *Telecommunications policy*, 28(2), 145-159.
- [9] Tien, N. H., & Huong, L. T. M. (2023). Factors affecting customers satisfaction on public internet service quality in Vietnam. *International Journal of Public Sector Performance Management*, 1(1).
- [10] <https://github.com/resemble-ai/resemble-enhance>
- [11] Liu, X., Kong, Q., Zhao, Y., Liu, H., Yuan, Y., Liu, Y., ... & Wang, W. (2023). Separate anything you describe. arXiv preprint arXiv:2308.05037.
- [12] Bain, M., Huh, J., Han, T., & Zisserman, A. (2023). Whisperx: Time-accurate speech transcription of long-form audio. arXiv preprint arXiv:2303.00747.
- [13] Zhang, A., Wang, Q., Zhu, Z., Paisley, J., & Wang, C. (2018, October 10). Fully Supervised Speaker Diarization. arXiv.org. <https://arxiv.org/abs/1810.04719>
- [14] Schneider, S., Baevski, A., Collobert, R., & Auli, M. (2019). wav2vec: Unsupervised pre-training for speech recognition. arXiv preprint arXiv:1904.05862.
- [15] Le, T. T., & Nguyen, D. Q. PhoWhisper: Automatic Speech Recognition for Vietnamese. In *The Second Tiny Papers Track at ICLR 2024*.
- [16] Tran, K. Q., Nguyen, A. T., Hoang, P. G., Luu, C. D., Do, T., & Kiet, V. N. (2022, June 1). Vietnamese Hate and Offensive Detection using PhoBERT-CNN and Social Media Streaming Data. arXiv.org. <https://arxiv.org/abs/2206.00524>.
- [17] Nguyen D. Q. & Nguyen A. T. (2020). PhoBERT: Pre-trained language models for Vietnamese. arXiv preprint arXiv:2003.00744.
- [18] Devlin, J., Chang, M., Lee, K., & Toutanova, K. (2018, October 11). BERT: Pre-training of Deep Bidirectional Transformers for Language Understanding. arXiv.org. <https://arxiv.org/abs/1810.04805>
- [19] Radford, A., Kim, J. W., Xu, T., Brockman, G., McLeavey, C., & Sutskever, I. (2022, December 6). Robust Speech Recognition via Large-Scale Weak Supervision. arXiv.org. <https://arxiv.org/abs/2212.04356>
- [20] Bredin, H., Yin, R., Coria, J. M., Gelly, G., Korshunov, P., Lavechin, M., Fustes, D., Titeux, H., Bouaziz, W., & Gill, M. (2019, November 4). pyannote.audio: neural building blocks for speaker diarization. arXiv.org. <https://arxiv.org/abs/1911.01255>
- [21] Ardila, R., Branson, M., Davis, K., Henretty, M., Kohler, M., Meyer, J., Morais, R., Saunders, L., Tyers, F. M., & Weber, G. (2019, December 13). Common Voice: a Massively-Multilingual Speech Corpus. arXiv.org. <https://arxiv.org/abs/1912.06670>
- [22] Luong, H., & Vu, H. (2016, December 1). A non-expert Kaldi recipe for Vietnamese Speech Recognition System. *ACL Anthology*. <https://aclanthology.org/W16-5207/>
- [23] Luu, S. T., Van Nguyen, K., & Nguyen, N. L. (2021). A Large-Scale dataset for hate speech detection on Vietnamese social media texts. In *Lecture notes in computer science* (pp. 415–426). [https://doi.org/10.1007/978-3-030-79457-6\\_35](https://doi.org/10.1007/978-3-030-79457-6_35)

- [24] Quang-Anh, N. D., Ha, M. H., Dinh, T. K., Pham, M. D., & Ninh, N. V. (2024) Emotional Vietnamese Speech-Based Depression Diagnosis Using Dynamic Attention Mechanism. arXiv preprint arXiv:2412.08683.
- [25] Liu, Y., Ott, M., Goyal, N., Du, J., Joshi, M., Chen, D., Levy, O., Lewis, M., Zettlemoyer, L., & Stoyanov, V. (2019, July 26). ROBERTA: A robustly optimized BERT pretraining approach. arXiv.org. <https://arxiv.org/abs/1907.11692>
- [26] Anh, N. Q., Ha, M. H., Nguyen, Q. C., Thi, T. H. N., Vu, Q., Minh-Duc, D. X., ... & Dinh, T. K. (2024, June). VNEMOS: Vietnamese Speech Emotion Inference Using Deep Neural Networks. In 2024 9th International Conference on Integrated Circuits, Design, and Verification (ICDV) (pp. 97-101). IEEE.