

Exploring Critical Testing Scenarios for Decision-Making Policies: An LLM Approach

Weichao Xu[✉], Huaxin Pei[✉], Jingxuan Yang[✉], Yuchen Shi[✉], and Yi Zhang[✉]

Abstract—Recent years have witnessed surprising achievements of decision-making policies across various fields, such as autonomous driving and robotics. Testing for decision-making policies is crucial with the existence of critical scenarios that may threaten their reliability. Numerous research efforts have been dedicated to testing these policies. However, there are still significant challenges, such as low testing efficiency and diversity due to the complexity of the policies and environments under test. Inspired by the remarkable capabilities of large language models (LLMs), in this paper, we propose an LLM-driven online testing framework for efficiently testing decision-making policies. The main idea is to employ an LLM-based test scenario generator to intelligently generate challenging test cases through contemplation and reasoning. Specifically, we first design a “generate-test-feedback” pipeline and apply templated prompt engineering to fully leverage the knowledge and reasoning abilities of LLMs. Then, we introduce a multi-scale scenario generation strategy to address the inherent challenges LLMs face in making fine adjustments, further enhancing testing efficiency. Finally, we evaluate the LLM-driven approach on five widely used benchmarks. The experimental results demonstrate that our method significantly outperforms baseline approaches in uncovering both critical and diverse scenarios.

Index Terms—large language model, scenario generation, testing, decision-making policies.

I. INTRODUCTION

RECENT years the policies solving sequential decision-making problems have achieved promising results across various fields such as autonomous driving [1]–[3], robotics [4], [5], and Go [6]. With advancements in artificial intelligence technology, neural network-based decision-making policies are now capable of matching or even surpassing human performance. Despite their remarkable effectiveness, these policies face challenges related to interpretability, robustness, and reliability, leading to critical scenarios that may trigger failures during application. To address these challenges, it is essential to develop efficient and comprehensive testing methods for evaluating the performance of decision-making policies.

Testing decision-making policies involves uncovering a series of states that represent critical scenarios, which expose incorrect behaviors in the target policy and cause it to fail at its task. However, since these policies are predominantly developed using neural networks, their “black-box” nature poses challenges to understanding and predicting their behaviors. Furthermore, the continuous interactions between the policy

and its environment add complexity to predicting critical scenarios. Additionally, the potentially infinite number of states and the high-dimensional state space involved can complicate testing, further hindering the search for critical scenarios.

Increasing attention has been given to developing testing methods to address the challenges outlined above [7]–[11]. However, a universal and efficient testing framework is still lacking. Existing methods often rely heavily on complex designs and prior knowledge, which limits their adaptability to large-scale and diverse tasks. Moreover, the flexibility of these frameworks is constrained by their specific design elements, restricting their capacity for self-evolution. While simplifying designs to improve generalizability can enhance adaptability, it may compromise the effectiveness of testing methods, preventing the simultaneous achievement of both efficiency and universality. Given the diversity and “black-box” nature of the policies being tested, an efficient online testing method is needed—one that can adapt based on the actual performance of the target policies.

In recent years, the emergence of large language models (LLMs) has introduced innovative solutions to complex problems across various fields [12]–[14]. By leveraging vast amounts of training data, LLMs exhibit a high degree of intelligence, encompassing extensive knowledge and impressive reasoning abilities. When applied to testing decision-making policies, LLMs can leverage their acquired common sense and reasoning skills to analyze the characteristics of challenging scenarios across different environments. This enables adaptive adjustments in scenario generation with minimal human intervention. Moreover, by employing techniques such as prompt engineering [15], LLMs can continuously learn from previous testing experiences, facilitating efficient online testing. Additionally, the inherently creative nature of LLMs allows them to generate novel and diverse test scenarios that have not been encountered before. Even when constrained by a limited set of starting points or reference scenarios, LLMs can creatively modify these scenarios at varying scales, enabling cross-regional searches and facilitating the exploration of previously uncharted areas.

Inspired by the advantages of LLMs, this paper explores how to leverage their reasoning and learning capabilities to generate critical test scenarios, enabling efficient and universal testing of decision-making policies. Despite their promising potential, several key challenges arise in developing an LLM-driven approach: (i) In the absence of established benchmarks, the responses generated by LLMs are often overly casual and simplistic, making it difficult to create challenging scenarios directly; (ii) Inherent flaws, such as hallucinations,

This work was supported in part by the National Natural Science Foundation of China under Grant 62133002. (Corresponding author: Huaxin Pei.)

The authors are with the Department of Automation, Tsinghua University, Beijing 100084, China (email: phx17@tsinghua.org.cn).

pose a challenge in guiding LLMs to focus on the target environment, reason accurately, and evolve based on human input or historical experience; *(iii)* Since LLMs generate text probabilistically, they tend to produce responses that are more likely to appear in the given context, resulting in outcomes that lack sufficient nuance. For example, prompting an LLM to generate a specific, precise value, such as 51.7, rather than a rounded value like 50, within a defined range (e.g., [0,100]), remains a significant challenge.

To address these challenges, we propose an LLM-driven tester (LLMTester) in this paper which harnesses the remarkable capabilities of LLMs for testing decision-making policies. Specifically, we introduce an LLM-driven online testing framework (as shown in Fig. 1), which consists of a scenario database, a scenario generator powered by LLM, and a generalized evaluation and feedback mechanism. The framework establishes a flexible “generate-test-feedback” pipeline which enables the use of varied guidance during testing. It provides seed scenarios by creating and maintaining a scenario database. These seed scenarios serve as benchmarks for the scenario generator, preventing random outputs from LLMs and ensuring the generation of challenging scenarios.

To mitigate hallucinations and enable automation, a carefully designed prompt template is developed in this paper. This template not only minimizes human involvement but also incorporates techniques such as Chain-of-Thought (COT) [16], which effectively guides the LLMs toward deeper reasoning and analysis. Following prompt engineering, the LLM-based scenario generator quickly comprehends the target environment and leverages feedback from historical experience and expert knowledge to generate critical scenarios.

Moreover, we highlight that LLMs often exhibit insufficient performance in terms of the level of refinement in scenario generation, limiting their ability to make fine-grained adjustments. To address this issue, we propose a multi-scale generation strategy. This strategy adaptively determines whether to use the LLM-based generator or simply apply random perturbations to the seed scenario, based on an analysis of whether the given scenario is of high potential. As a result, the strategy effectively identifies critical scenarios while reducing resource consumption, thus addressing the inherent challenges LLMs face in making fine adjustments.

We evaluate five different decision-making policies through extensive experiments, and the results indicate that our proposed LLM-driven method significantly outperforms the baseline in terms of the discovery rate of critical scenarios, while also ensuring the diversity of these failure scenarios. Further ablation and comparative experiments highlight the effectiveness and robustness of our approach.

To sum up, our contributions are as follows:

- We present a general LLM-driven online testing framework with a “generate-test-feedback” pipeline, enabling efficient testing of decision-making policies.
- We analyze the characteristics of decision-making tasks and develop a user-friendly and effective prompt template for LLM-driven test scenario generation, thereby facilitating rapid testing of new policies.

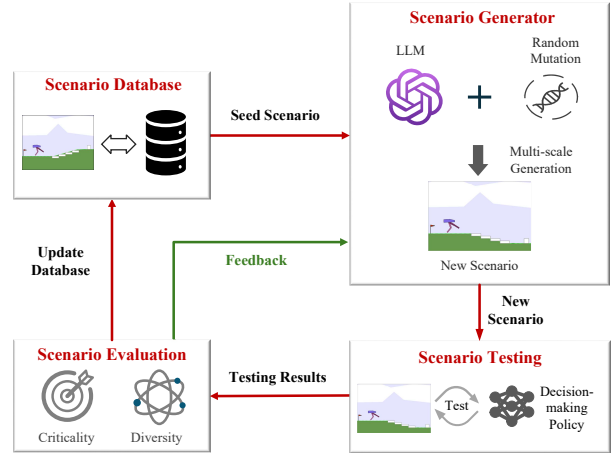


Fig. 1: The overview of LLM-driven online testing framework.

- To address the limitations of LLMs in making fine-grained adjustments, a multi-scale generation strategy with adaptive potential analysis is proposed in this paper, which further boosts testing efficiency while reducing resource consumption.
- Our experimental results, derived from testing five policies across four distinct environments, demonstrate the effectiveness and general applicability of the proposed method.

The rest of this paper is organized as follows. Section II reviews the related work. Section III introduces the details of our method, including the online testing framework, LLM-based scenario generator, and multi-scale generation strategy. Section IV describes the experimental setup and evaluation results. Section V presents the discussions and threats to validity. Finally, Section VI concludes the paper.

II. RELATED WORK

A. Testing of Decision-making Policies

1) *Input Modification*: Testing decision-making policies involves generating test cases for the policies to address, with the primary objective of identifying cases that lead to failure. The most straightforward approach is to directly modify the inputs to the decision-making policies. Various testing methods [17]–[22] focus on designing algorithms for finding special test inputs to evaluate the security and robustness of DNN-based policies. DeepXplore [17] introduces the concept of neuron coverage, and generates test inputs through gradient ascent to uncover test cases that achieve high neuron coverage and elicit differing behaviors across various DNNs. However, it is limited to white-box settings, which restricts its scope of application. DLFuzz [18] employs a fuzz testing framework, where it mutates inputs by optimizing a specially designed objective function aimed at reaching higher neuron coverage and exposing more exceptional behaviors. STARLA [20] introduces a data-box testing approach and uses a genetic algorithm to modify the episodes of RL agents, aiming to detect more faults. In autonomous driving tasks, DeepTest [21] uses neuron coverage as a guiding metric to modify input images for

decision-making policies, thereby generating new test cases. Furthermore, DeepRoad [22] leverages a generative adversarial network (GAN) trained on large data pairs, enabling the GAN to directly learn and generate transformed images.

2) *Scenario Generation*: In some constrained environment, the casually generated inputs of neural networks may not correspond to real-world scenarios, making such inputs practically irrelevant. Additionally, since internal policies are often highly encapsulated, many approaches [23]–[34] test decision-making policies through scenario generation. For instance, [25]–[28] employ methods based on reinforcement learning and Monte Carlo tree search to perform adaptive stress testing on autonomous driving, thereby generating challenging test scenarios. To identify unique traffic violations, Autofuzz [29] uses a neural network for seed selection and mutation, and implements a grammar-based fuzzing framework. Meanwhile, scenoRITA [30] introduces evolutionary algorithms to search for critical scenarios. For testing competitive game agents, AdvTest [31] designs and adds constraints to guide adversarial agent training, with the goal of exposing a more diverse range of failure scenarios. However, the parameter setting and training of these methods require additional testing costs. In parallel, data-driven scenario generation methods have been continuously proposed based on extensive training data. [32], [33] construct new scenario datasets by analyzing the entire scenario data and sampling safety-critical scenarios, while NeuralNDE [34] utilizes a Transformer-based model to learn from real-world data and efficiently generate synthetic data with distributions that closely similar to real-world distributions.

However, the methods mentioned above either place high demands on the tested policies, such as requiring white-box access or large datasets, or are tailored to specific tasks. Therefore, a general testing framework for decision-making policies is urgently needed. MDPFuzz [35] proposes the first general-purpose fuzz testing framework for models solving MDPs. Building upon MDPFuzz, SeqDivFuzz [36] enhances testing efficiency by terminating non-diverse sequences early, based on sequence diversity inference. GMT [37] trains a generative diffusion model to generate diverse, failure-triggering test cases for decision-making policies and continuously fine-tunes the generative model during testing. For multi-agent systems, MASTest [38] calculates the criticality of states (considering both exploitation and exploration) and perturbs the action at critical states. However, the pursuit of generality in these methods comes at a cost: they do not account for the specific characteristics of the environment under test, which limits the efficiency of the testing process. Large Language Models (LLMs), with their powerful comprehension abilities and extensive knowledge base, are capable of generating targeted test scenarios with minimal human input. Leveraging LLMs, our proposed approach can achieve both efficient and universal scenario generation.

B. Testing with LLMs

As LLMs have been applied across various fields, [39]–[43] is seeking to utilize the capabilities of LLMs to produce

test cases for the purpose of testing a specific algorithm or software. For example, LIBRO [41] proposes using LLMs to reproduce a given bug by querying the model to generate test methods that align with the bug report. TitanFuzz [42] applies fuzzy testing to deep learning libraries, using LLMs’ code generation and completion abilities to mutate seeds. As a result, it successfully identifies previously unknown bugs in TensorFlow/PyTorch. InputBlaster [43] first utilizes LLMs to generate valid text, then applies mutation rules to generate unusual inputs that trigger application crashes.

Similarly, LLMs have been widely developed for scenario generation in areas such as autonomous driving. ChatScene [44] employs LLM to generate descriptions of safety-critical scenarios and retrieves corresponding Scenic code snippets from a pre-constructed database. However, the design and acquisition of Scenic code are relatively challenging, which further limits its applicability and generalization to other tasks. ChatSim [45] engages multiple LLM agents in collaborative efforts to comprehend user commands and generate corresponding photo-realistic scene videos. However, it is designed to generate videos based on user requests, rather than being specifically tailored for generating critical scenarios. SeGPT [46] leverages real-world scenarios and allows an LLM to modify them, thereby producing synthetic datasets for trajectory prediction testing. However, its primary focus is on modifying and generating vehicle trajectories to create datasets specifically for evaluating and training trajectory prediction algorithms. LLMScenario [47] extracts naturalistic risky trajectories from the database and guide LLM to produce different challenging trajectories, including the ego vehicle’s trajectory. However, it is not a specialized testing framework, as it does not address the challenges introduced by the black-box nature of the target policies. OmniTester [48] takes a further step by employing multimodal LLMs to generate road networks and vehicle configurations.. It can understand the testing requirements provided by users and, within a carefully designed framework, generate controllable realistic and challenging scenarios. However, it generates test scenarios by constructing road layouts and positioning vehicles, relying on tools like SUMO, which imposes strict constraints on scenario formats and environments. The methods described above lack an effective online optimization framework during scenario generation, limiting their ability to identify flaws in policies—especially in tasks where predicting the agent’s behavior is more complex than in autonomous vehicle applications. Consequently, the scenarios generated by these methods may not always be sufficiently challenging.

To summarize, these methods are primarily designed for specific domains, particularly in autonomous driving and software testing, and do not address generalized scenarios. This limitation results in a lack of testing capability for more universal systems. In contrast, our approach is aimed at general decision-making policies, outlining a scenario generation template and guiding LLM-driven scenario generation through an online testing framework.

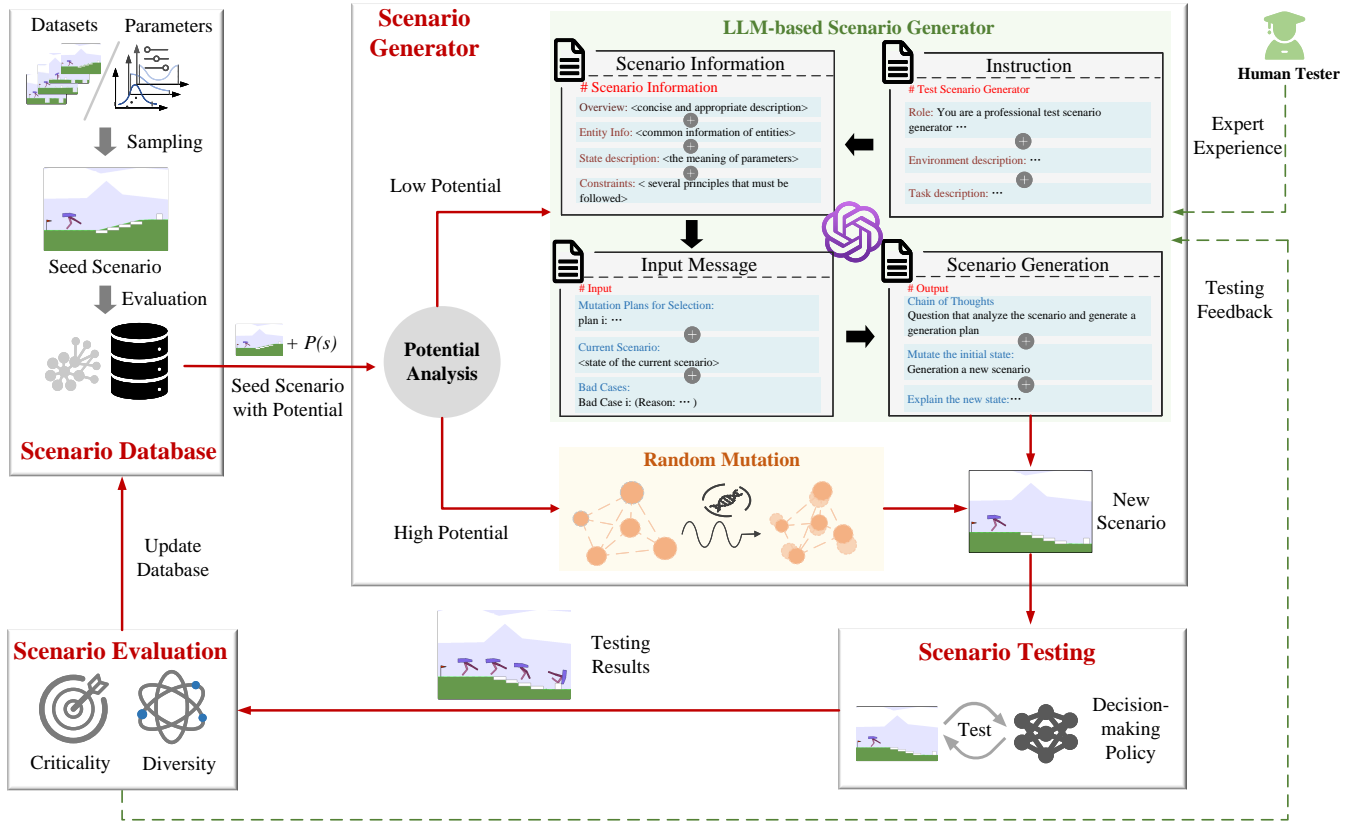


Fig. 2: The workflow of our LLM-driven online testing framework. **Scenario Database** provides the seed scenario as a reference for generating new scenarios. **Scenario Generator**, through prompt engineering and a multi-scale generation strategy, gives full play to the intelligence of LLM to generate critical scenarios efficiently. **Scenario Evaluation** module evaluates the criticality and diversity of the base and new scenarios, and feeds back to the LLM for self-improvement.

III. METHODOLOGY

We propose a general LLM-driven online testing framework designed to efficiently test decision-making policies by generating challenging scenarios. The framework consists of three well-defined modules that form a comprehensive testing pipeline, leveraging both prior knowledge and the performance of the target policy during testing. Within this framework, an LLM-based scenario generator, guided by prompt engineering, generates test scenarios from seed scenarios. Additionally, we introduce a novel multi-scale generation strategy to address the inherent challenges LLMs face in making fine adjustments.

A. The Testing Framework

Fig. 2 shows the overall procedure of our LLM-driven testing framework. The whole framework can be mainly divided into three modules: **Scenario Database**, **Scenario Generator** and **Scenario Evaluation**. Each of these modules is designed with the flexibility to adapt to different policies and environments.

1) *Scenario Database*: The process of this framework starts with the establishment of a scenario database, where each scenario serves as a seed for further modification by the scenario generator. Different seed scenarios specify distinct mutation references for the LLM, enabling scenario-specific

reasoning and deeper insights. The LLM-based generator modifies existing scenarios rather than creating new ones from scratch, thereby reducing task complexity and inference difficulty. Additionally, the generation and maintenance of the scenario database can be enhanced through various guidance techniques to meet different testing objectives. For instance, the database can be updated to include only scenarios with higher criticality and greater diversity. This update process is driven by the actual performance of the policy under test, ensuring that the seed scenarios provide dynamic information relevant to the policy.

The database stores key parameters that represent each scenario (defined as the scenario’s state), along with testing information for each scenario. Without loss of generality, the scenario database can be constructed through random sampling after parameterizing the elements within the environment, or by sampling from pre-existing datasets. For example, in autonomous driving, scenarios can be initialized by randomly sampling the vehicle’s location and yaw, or by extracting data from datasets such as KITTI [49].

2) *Scenario Generator*: Our LLM-augmented scenario generator, upon receiving seed scenarios sampled from the database, transforms them into prompts using a standardized template. These prompts enhance the understanding and reasoning capabilities of the LLM, guiding it to generate new,

challenging scenarios. Simultaneously, the scenario generator receives scenario assessments from the scenario evaluation module, which are used for self-improvement and the multi-scale generation strategy. The details of the scenario generator are provided in Section III-B and Section III-C.

After prompt engineering, the LLM-based generator combines common sense with testing feedback to analyze how to make the current scenario more challenging, thereby enabling the generation of critical scenarios. Compared to manually designed modifications, this approach offers flexible mutation amplitudes, allowing for cross-regional searches. Furthermore, the responses from the LLM introduce randomness and creativity, facilitating the generation of diverse scenarios.

3) *Scenario Evaluation*: The scenario evaluation module provides essential assessments for both seed and newly generated scenarios, which are used by other modules in the framework. The assessments can be produced based on how well the policy performs during testing, thereby enabling online testing. To leverage the information from the seed scenario, a score reflecting the importance (e.g. criticality or diversity) of each seed scenario must be calculated. This score serves as the weight when sampling seed scenarios from the database. Additionally, for online testing, the utility of newly generated scenarios is evaluated to determine whether they should be added to the scenario database and to provide testing feedback to the scenario generator. It is worth noting that the evaluation module can be designed flexibly based on target environment as long as the evaluation scores are correlated with the significance of the scenarios. For example, the evaluation score could be the time taken to complete the task in time-sensitive tasks (e.g., navigation task) or the Time to Collision (TTC) in autonomous driving tasks.

Here we recommend the evaluation method proposed in MDPFuzz [35]. When evaluating the seed scenario, sensitivity is computed as the sampling weight by randomly mutating the initial state of the seed scenario and calculating sensitivity as

$$\rho = \frac{|r_{\text{seed}} - r_{\delta}|}{\|\Delta\|_2}, \quad (1)$$

where r_{seed} and r_{δ} are the cumulative rewards of seed scenario and mutated scenario, respectively, and Δ is the random permutation. A seed scenario with higher sensitivity is more likely to exhibit significant changes in response to small perturbations, thus increasing the likelihood of failure when new scenarios are generated based on it. The mechanism of freshness and cumulative reward in MDPFuzz is used to determine whether a new scenario should be added to the database. To clarify, rewards can be customized by the tester based on the target environment, which does not compromise the generality of our framework.

B. LLM-based Scenario Generator

The LLM-based scenario generator is guided by environment-specific prompts and incorporates expert experience, along with feedback from past testing, to modify seed scenarios into new ones that are more likely to induce failures. The process is outlined as follows:

$$s_{\text{new}} = \mathcal{G}_{\text{env}}(s_{\text{seed}}, F, E), \quad (2)$$

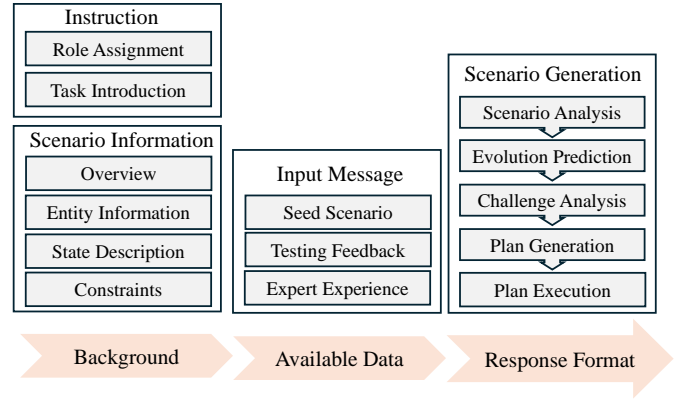


Fig. 3: Key elements for designing a prompt.

where \mathcal{G}_{env} denotes that the LLM-based scenario generator adapts to specific environments. Environment-specific prompts assist the LLM in understanding its tasks and target environment, guiding the generation of new scenarios. During testing, the seed scenario s_{seed} , expert experience E , and historical testing feedback F are automatically incorporated into the prompts. s_{seed} serves as a reference for scenario generation, while E enhances the LLM’s reasoning capabilities with human expertise. Historical feedback F is crucial, as it enables the LLM to generate scenarios through online learning, allowing it to identify more critical scenarios relevant to the policies under test.

To minimize the effort required for prompt engineering, we analyze the characteristics of decision-making tasks and propose a workflow that enables efficient prompting of an LLM, as shown in Fig. 3. For effective online testing, the prompt must include environment-specific background knowledge, relevant data available during the testing process, and the response format that the LLM needs to follow. Furthermore, considering the general nature of decision-making tasks, we refine and identify several key elements to include in the prompt, categorizing them into four main aspects of tokens: 1) Instruction; 2) Scenario Information; 3) Input Message; and 4) Scenario Generation.

1) *Instruction*: To help an LLM quickly focus on a specific task, it is common practice to assign a role to the LLM at the beginning of the prompt and clearly define its task. Consequently, the instruction token consists of two key elements: *i) Role Assignment* and *ii) Task Introduction*. This approach helps the LLM gain a general understanding of both its task and the surrounding environment, enabling it to stay focused on the objective and produce more targeted responses throughout the Q&A process.

2) *Scenario Information*: Detailed scenario information should be provided to the LLM to help it better understand the key aspects of the target environment. When testing decision-making policies, scenario information for general scenarios includes the following components: **Overview**, **Entity Information**, **State Description**, and **Constraints**. *i) Overview* offers a concise and accurate description of the target environment, outlining the agent(s)’ tasks, the definitions of crash or failure,

and other essential details. *ii) Entity Information* covers the common characteristics (e.g., number, type, physical properties, and interactions) of the entities within the environment. These entities include not only the agent(s) controlled by the target policies but also any elements that may interact with the agent(s), such as obstacles. *iii) State Description* explains the meaning of the initial state provided in the subsequent input message. *iv) Constraints* lists the principles that must be followed during scenario generation. These constraint tokens help standardize the output from the LLM, ensuring that the newly generated scenarios are valid and solvable. Scenario information tokens provide general details about the target environment, which remain constant throughout the testing process. As a result, the tester only needs to design the scenario information once.

3) *Input Message*: The input message tokens contain available data that vary as the scenario changes, corresponding to s_{seed} , F and E in Equation (2). These tokens serve as input interfaces for *i) Seed Scenario*, *ii) Testing Feedback*, and *iii) Expert Experience*.

4) *Scenario Generation*: Finally, based on the background information and available data, the LLM is required to leverage this information, thoroughly understand the scenario, and ultimately generate a scenario that meets the testing requirements. The prompt for scenario generation can guide the LLM through the following workflow: *i) Scenario Analysis*: describing and analyzing the initial state of the given seed scenario, including the agents' states and the relationships between entities; *ii) Evolution Prediction*: predicting the future evolution of the scenario, such as the trajectories and interactions between entities; *iii) Challenge Analysis*: identifying how to make the decision-making task fail and providing the corresponding idea; *iv) Plan Generation*: generating a plan to modify the seed scenario; *v) Plan Execution*: executing the plan correctly and outputting a new scenario in the same format as the input.

By integrating the key elements outlined in Fig. 3, a prompt can be efficiently designed without introducing excessive workload. Various prompting techniques can be combined to create the prompt, and Fig. 4 presents a prompt template developed in this paper.

Specifically, we first assign the LLM the role of a "test scenario generator" and specify that its task is to mutate the state of a given scenario in such a way that the target policy fails. Next, we introduce the basic information about the environment, the meaning of the initial state, and the constraints governing scenario generation.

For the input message, the initial state of the current seed scenario is transformed into the format described in the scenario information. Bad cases encountered during testing are recorded as F and incorporated into the prompt whenever the same seed scenario is selected again. In this paper, a result showing a significant increase in reward is considered a bad case, as it indicates that the LLM is not mutating the given scenario in a way that makes it more challenging. The E in this template follows the format of mutation plans. With this format, the LLM can easily reference expert experience and generate its own plan based on the expert's plan. The

Test Scenario Generator

Role: You are a professional test scenario generator, and you need to create scenarios that are challenging to the test object to make its task fail.

In <environment description >, you need to design a mutation plan to slightly change <the variable parameters> in the initial state so that <crash definition, e.g. the vehicles collide with each other>

Scenario Information

- **Overview:** <concise and appropriate description>
- **Entity Info:** <common information of entities, e.g. number, size, ...>
- **State description:** <the meaning of variable parameters>
- **Constraints:** <several principles that must be followed>
- <other information>

Input

Current Scenario:

<state of the current scenario>

Mutation Plans for Selection

(Here are some mutation plans from which you should choose one or some to help generate a new initial state.)

i. <plan i>

...

Bad Cases

- Bad Case i: (Reason: <the reason why this case is bad, e.g. can not lead to a failure>)

<details of bad case i>

Output

(You need to follow the following steps to output, IMPORTANT!)

1. Chain of Thoughts

(Let's think step by step following the Chain of Thoughts, you should answer all points mentioned below)

- <question about analyzing the given scenario>
- <question about predicting the future evolution of the given scenario>
- <question about thinking how to make the target algorithm fail>
- <question about generating a new mutation plan>
- <other questions>

2. Mutate the initial state

- If you are planning to mutate the initial state (The new state should match the Constraints, and do not mutate too much), remember that what you should mutate are <the variable parameters>. You are going to make <crash definition> and make the scenario more challenging.(IMPORTANT)

- Please ensure that the new state match the description in the Chain of Thoughts section and the Constraints.(IMPORTANT)

- <other necessary demands>

In the Chain of Thoughts you have design a mutation plan, you need to implement it accurately. Let's think step by step, break this task down into a number of achievable sub-tasks, and implement them step by step.

2.1. Output the step by step calculate as the following format:

...

step i : <necessary calculation of this step>

...

2.2. Finally, based on 2.1, the new state must be generated as the following python format without any other information or annotation. (MOST IMPORTANT)

<format of output>

3. Explain the new state

Fig. 4: The Prompt Template. **Instruction (Role)** provides the overview of LLM's task and the target environment. **Scenario Information (##Scenario Information)** outlines the common and unchanging information of the target environment. **Input Message (##Input)** includes the variable information during testing, such as the seed scenario, feedback, and expert experience. **Scenario Generation (##Output)** guides the LLM to generate and output a new scenario in a specified format.

mutation plan can be simple, requiring minimal effort from the tester (e.g., slightly mutate xx to make the scenario more challenging), or more detailed, based on prior knowledge and experience.

Chain-of-thought (COT) [16] is an important prompting technique that enables LLMs to reason coherently through a series of step-by-step processes. When guiding the LLM to generate outputs, we design step-by-step COTs to gradually refine its understanding of the scenario into a feasible mutation plan. To facilitate the execution of the proposed mutation plan, the LLM is instructed to break it down into a series of achievable sub-tasks. The final output is structured to match the format of the input state, ensuring easy extraction during post-processing. Finally, we prompt the LLM to explain the scenario it generates, encouraging it to reconsider its approach and produce more reliable and reasonable results. This explanation also assists testers in understanding the rationale behind the LLM’s generated scenario.

C. Multi-scale Generation Strategy

Despite their strong performance, LLMs are known to struggle with fine-grained or complex tasks, such as those that require high computational precision. In the context of critical scenario generation, this limitation results in poor performance when fine adjustments are made to seed scenarios, undermining their overall effectiveness. To address these challenges, we propose a novel multi-scale scenario generation strategy that mitigates these limitations. This strategy enhances efficiency while conserving valuable testing resources. The workflow of this strategy is illustrated in Fig. 5.

1) *Motivation*: We note that LLM-driven scenario generation establishes a direct link between the generator and the target environment, making it highly targeted and efficient. However, despite their computational capabilities, LLMs are not particularly adept at performing precise mathematical calculations. Additionally, LLMs inherently exhibit a discretization characteristic in mutation amplitude, which limits their capacity for local exploration. This limitation arises because LLMs tend to output numbers that are contextually common or typical. For instance, when asked to modify the number 1.5 within a range of 0 to 10, an LLM is more likely to produce values such as 1 or 2, rather than more granular adjustments like 1.7. As a result, LLMs show limited sensitivity to small distinctions in numerical values and struggle to capture subtle differences between scenarios. Consequently, such generators are not well-suited for effectively utilizing near-failure scenarios, which are only one step away from critical situations. In contrast, a small and random mutation can provide fine-grained variation to the seed scenario, resulting in better local exploration ability. Although it is possible to design more detailed prompts to help LLMs make finer adjustments, the priority remains on conserving testing resources and uncovering unexplained failures. To address these challenges, we have developed a multi-scale generation strategy to further enhance the LLM-based scenario generator.

2) *Scenario Potential Analysis*: Each scenario is characterized by its distance from critical scenarios, reflecting its

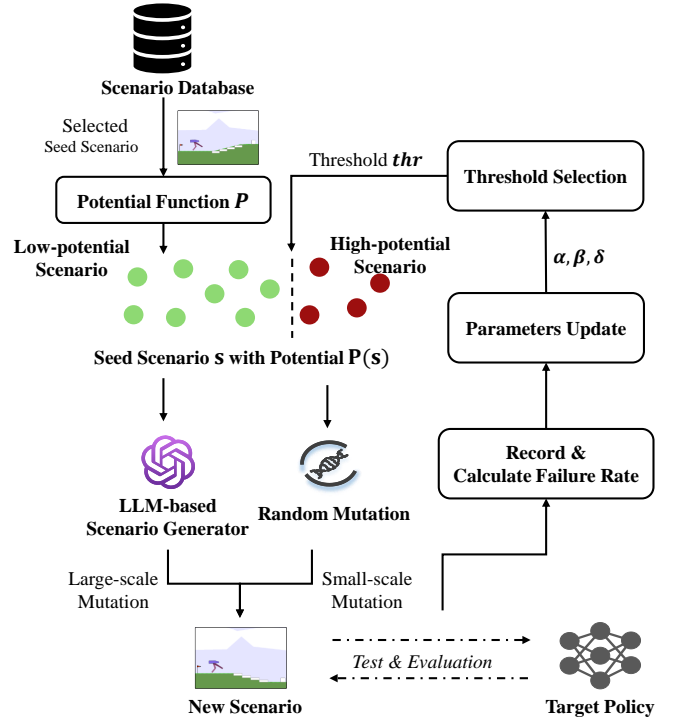


Fig. 5: The illustration of multi-scale generation strategy.

potential to escalate into a critical scenario following random perturbations. A higher potential indicates a greater likelihood of transitioning into a critical scenario with minor perturbations. We define **High-potential Scenarios** as those that are near-failure and more likely to evolve into critical scenarios, potentially resulting in a crash. To quantify the potential, we introduce a potential prediction function P , where the potential of a given scenario is calculated as $P(s)$. By setting an appropriate threshold thr , scenarios with potential values exceeding this threshold are classified as high-potential scenarios. The set of high-potential scenarios is then represented as

$$\mathcal{H} = \{s | P(s) \geq thr\}. \quad (3)$$

On the contrary, the set of low-potential scenarios is as

$$\mathcal{L} = \overline{\mathcal{H}} = \{s | P(s) < thr\}. \quad (4)$$

We reuse the cumulative rewards r discussed in *Scenario Evaluation* module in Section III-A as the measure for high-potential scenarios, as these rewards are strongly correlated with the quality of task completion by the policy being tested within each scenario. Here, $P(s) = -r_s$, and scenarios with rewards below a given threshold are classified as high-potential scenarios.

3) *Generation with Potential Analysis*: High-potential scenarios are near-failure, but the LLM-based scenario generator has limitations in fine-tuning these scenarios effectively, which prevents it from fully exploiting their potential. Therefore, we apply the LLM-based scenario generator exclusively to low-potential scenarios for large-scale, environment-specific searches. In contrast, for high-potential scenarios, we employ

Algorithm 1: Scenario Generation with Multi-scale generation strategy

Input: current seed scenario s_{seed} and its potential P_s ; P_D which contains potential of each scenario of the scenario database; scenario generator G with parameters α, β, δ ; testing feedback F and expert experience E

Output: new scenario after generation s_{new}

```

1 if  $P_s < \text{Percentile}(P_D, 1 - G.\alpha)$  then
2    $s_{\text{new}} \leftarrow G.\text{LLM\_scenario\_generation}(s_{\text{seed}}, F, E)$ ;
   // Apply LLM-based generator to
   low-potential scenarios
3 else
4    $s_{\text{new}} \leftarrow G.\text{random\_mutation}(s_{\text{seed}})$ ;
   // Apply random mutation to
   high-potential scenarios
5 end
6 if  $\text{Failure}(s_{\text{new}})$  then
7    $\text{Update\_parameters}(G)$ ;
8 end
9 return  $s_{\text{new}}$ 

function  $\text{Update\_parameters}(G)$  :
1   $\alpha, \beta, \delta \leftarrow G.\alpha, G.\beta, G.\delta$ ;
2   $\text{rate} \leftarrow \text{Calculate\_failure\_rate}()$ ;
3  if  $\text{rate} < (1 - \delta) * G.\text{last\_rate}$  then
   // decay  $\alpha$  when failure rate
   decreases
4   $\alpha \leftarrow \alpha * \beta$ ;
5   $G.\text{last\_rate} \leftarrow \text{rate}$ ;
6  else if  $\text{rate} > (1 + \delta) * G.\text{last\_rate}$  then
   // raise  $\alpha$  when failure rate
   increases
7   $\alpha \leftarrow \alpha / \beta$ ;
8   $G.\text{last\_rate} \leftarrow \text{rate}$ ;
9  end
10  $G.\alpha, G.\beta, G.\delta \leftarrow \alpha, \beta, \delta$ ;
11 return

```

random mutation to conduct small-scale, localized explorations.

$$s_{\text{new}} = \begin{cases} \mathcal{G}_{\text{env}}(s_{\text{seed}}, F, E), & s_{\text{seed}} \in \overline{\mathcal{H}}, \\ s_{\text{seed}} + U(-a, a), & s_{\text{seed}} \in \mathcal{H}, \end{cases} \quad (5)$$

where perturbations are chosen from a uniform distribution with a maximum amplitude of a .

If P is appropriately chosen, applying a perturbation with an amplitude of 0 to high-potential scenarios will result in an extremely high failure rate, as the seed scenario remains the same. Therefore, normalizing P to $[0, 1]$, when a is sufficiently small and the potential $P(s)$ approaches 1, we observe that

$$R_{\text{random}}(a = 0, p \rightarrow 1) \approx R_{\text{random}}(a \rightarrow 0, p \rightarrow 1) > R_{\text{LLM}}, \quad (6)$$

where $R_{\text{random}}(a, p)$ denotes the failure rate among all scenarios with potential p when applying random mutations with

a maximum amplitude of a , and R_{LLM} represents the failure rate when utilizing the LLM-based generator. Thus, with an appropriately selected threshold, applying random mutations to high-potential scenarios can increase the overall failure rate. The multi-scale strategy, which combines two distinct scenario generation methods, exhibits a greater capacity for discovering critical scenarios. This analysis provides a theoretical demonstration of the strategy's effectiveness.

4) *Adaptive Threshold Selection:* An appropriate threshold helps identify more critical scenarios while reducing the number of LLM API calls. However, due to the limited understanding of the target environment, directly determining an appropriate threshold for identifying high-potential scenarios is not feasible. Therefore, we use the scenario database for normalization. To ensure the continual updating of the scenario database, we adaptively select the threshold during the testing process.

Algorithm 1 shows the details of multi-scale generation with adaptive threshold selection. The algorithm initializes with a threshold α , a decay factor $\beta \in (0, 1)$, and an error factor δ . α represents a percentile, where scenarios with potential in the top $\alpha\%$ in the scenario database are considered as high-potential scenarios. The core idea of the adaptive algorithm is to calculate the failure rate and update α after discovering new failure cases. If the failure rate decreases compared to the previous calculation, this indicates a decline in the quality of the scenario database (i.e., there are fewer high-potential scenarios). In this case, the threshold is decayed by a fixed proportion β . Conversely, if the failure rate increases, the threshold is raised by dividing it by β . To prevent fluctuations in the data, we introduce an error factor δ that tolerates a certain range of variation in the failure rate. Based on experience, α should be sufficiently low but also encompass the optimal threshold, such as setting it to 20. β controls the magnitude of decay and can be set to a moderate value, such as 0.5.

With the multi-scale generation strategy, we can leverage the strengths of both LLM-based generation and random mutation. It is important to note that this strategy serves as an optional enhancement to the LLM-based scenario generator, with its effectiveness depending on the quality of the scenario database and the definition of P . However, if high-potential scenarios are continuously transformed into critical scenarios and removed without replenishment, α will gradually decrease and approach 0 as the quality of the database deteriorates. At this point, the generator reverts to its original form, ensuring that the efficiency of the strategy is preserved.

IV. EXPERIMENTS

In this section, a series of experiments are conducted, where the target tasks, baselines, and implementation details are presented. The effectiveness of our general LLM-driven online testing framework has been justified through the extensive experimental results. The presented extensive experiments demonstrate: *i)* our method identifies more failure cases within the same number of test iterations, verifying the efficient generation of critical scenarios; *ii)* enhanced diversities are attained in the generated scenarios through analysis of the

identified failure cases; *iii*) ablation studies further verify the effectiveness of the proposed multi-scale generation strategy; *iv*) different LLMs are evaluated in terms of their scenario generation capabilities.

A. Research Question

The following four research questions is considered in this paper:

- RQ1: Can our LLM-driven online testing method find more critical scenarios that cause the target algorithms to fail?
- RQ2: How about the diversity of critical scenarios generated by our LLM-driven approach?
- RQ3: How effective is the multi-scale generation strategy?
- RQ4: How do different LLMs influence the scenario generation capabilities of our method?

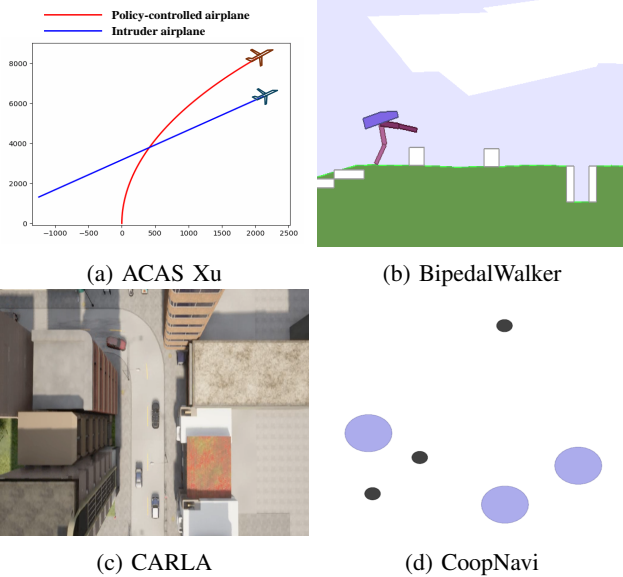


Fig. 6: Target environments of our experiments.

B. Experiment Design

We test 5 different models in 4 different environments similar to MDPFuzz [35], as shown in Fig. 6.

1) *Target Policies and Environments: DNN&ACAS Xu*: The ACAS Xu [50] is an airborne collision avoidance system for unmanned aircraft. In this work, we test the algorithm based on a Deep Neural Network (DNN) [51]. In ACAS Xu, the scenario involves two airplanes: the ownship and the intruder. The goal of the algorithm is to control the ownship and prevent a collision between the two aircraft. We define a collision between the two airplanes as a crash.

RL&BipedalWalker: BipedalWalker is a single-agent environment in OpenAI Gym [52]. In this environment, the bipedal agent must traverse bumpy terrain, which includes grass, pits, stumps, and steps. For the model under test, we select TQC [52] from the open-sourced repository stablebaseline3 [53]. In

TABLE I: Detailed setting of target models and environments.

Model	Environment	# Max frames	# Test	Multi-scale		
				α	β	δ
DNN	ACAS Xu	100	3000	25	0.7	0.1
RL	BipedalWalker	600	2000	10	0.7	0.1
RL	CARLA	100	2000	25	0.7	0.1
IL	CARLA	200	2000	25	0.7	0.1
MARL	CoopNavi	25	2000	20	0.5	0.1

this context, we define the agent’s fall (i.e., its head touches the ground) as a crash.

RL / IL&CARLA: CARLA [54] is an open-source urban driving simulator that can be used to design test scenarios and deploy autonomous driving algorithms for testing. We tested the well-performed RL [2] and IL [1] models in CARLA simulator. The models under test needs to control the steering and throttle of the vehicle to achieve safe autonomous driving. We check whether the ego vehicle collides with other entities in the scenario, and consider the collision as crashes.

MARL&CoopNavi: CoopNavi [55] is another OpenAI released environment for Multi-agent Reinforcement Learning (MARL). In this environment, several agents controlled by a policy need to reach landmarks without collision. We re-train a policy according to their release code [55]. In this environment, we record a crash when a collision occurs or the landmarks are not reached within maximum number of frames.

2) *Baseline: Random Testing*: Random testing is the most basic and easy-to-implement testing method. As mentioned in III-A, the scenario database can be obtained through random sampling after parameterizing the variable elements of the environment. Therefore, we use randomly sampled scenarios as a baseline. However, it is important to note that the positions of vehicles in the CARLA environment are restricted by the maps and must be sampled from a pre-constructed scenario library. As a result, we do not consider random testing in the CARLA environment.

MDPFuzz: In Markov Decision Process (MDP), the agent need to make decision after receiving observation of environments, which is the most typical decision-making problem. MDPFuzz [35] introduces a fuzzy testing framework based on the process of “seed sampling - seed mutation - corpus update” to efficiently test models solving MDPs. It is the first general testing framework designed for testing models solving MDPs in black-box settings.

3) *Experimental Setup*: All codes in this work are written in Python. For MDPFuzz, we use the original open-source code of MDPFuzz and modify it to fit our experimental setup. For LLMTester, we collect the scenario database by random sampling in ACAS Xu, BipedalWalker, CoopNavi and build database from pre-defined scenarios the same as MDPFuzz in CARLA. We use GPT-4o-mini as the LLM, as it offers both high quality and fast response times. Four prompts are designed for different environments based on the prompt templates outlined in Section III-B. A typical example of the request and response is provided in Appendix A.

The detailed settings of different target models and environ-

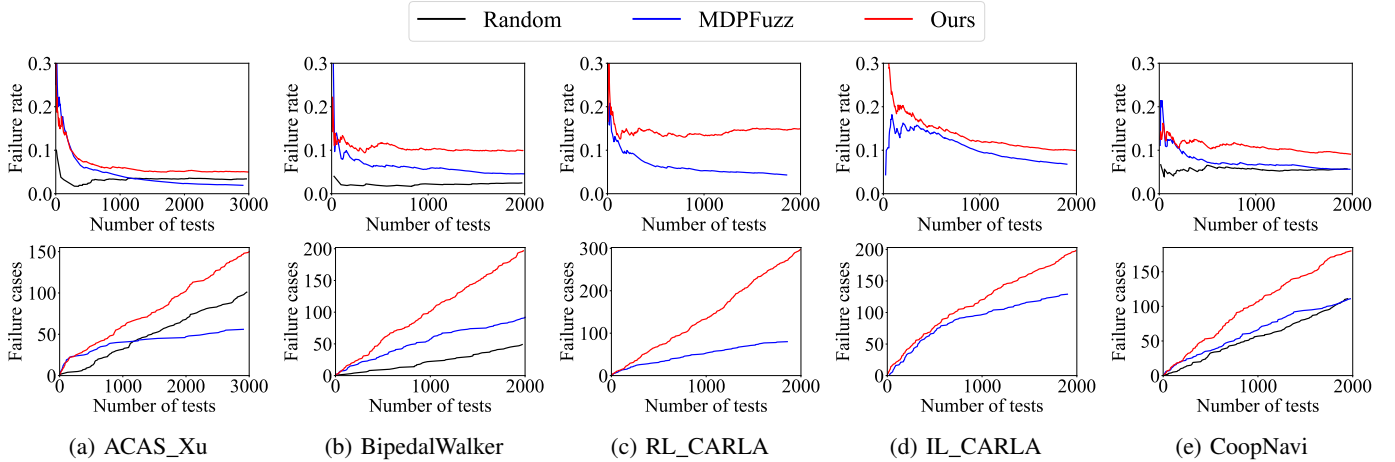


Fig. 7: Comparison of the number of detected failures and the failure rate between our method and the baseline.

ments are demonstrated in Table I. **# Max frames** represents the maximum number of time steps each test can run, and we check for crashes occurring within this time frame. **# Test** is the number of tests per environment, and we chose a large enough number of tests for each environment (greater than 2000) to ensure that the results are correct and acceptable. The **Multi-Scale** column shows the parameters set for each model.

C. Critical Scenario Generation

Firstly, we compare the capabilities of the baseline and our method in generating challenging scenarios by examining the number of failure scenarios and the failure rate under the same number of tests. A higher failure rate and a greater number of failure cases indicate that the method has higher testing efficiency and is better at generating critical test scenarios. The experimental results of Random testing, MDPFuzz, and our method, applied to five tested policies, are presented in Fig. 7. It is noteworthy that Random testing is not conducted in the CARLA environment, as the scenario database in CARLA is predefined and Random testing would gravely break the map constraints of traffic roads.

As indicated by the experimental results, compared to MDPFuzz, our LLM-driven method uncovers more crash-triggering scenarios across all five tasks. The number of failure cases increases by 167.86%, 114.13%, 271.25%, 53.49%, and 62.16%, respectively. This demonstrates that, unlike MDPFuzz which creates new test scenarios through random mutation, our method more specifically modifies the seed scenarios with a clearer search direction, thus exhibiting superior capability in discovering critical test scenarios. Additionally, during testing, the failure rate of MDPFuzz decreases as the scenario database evolves, whereas our method consistently outperforms random testing and ultimately converges to a higher failure rate. This indicates that our approach exhibits excellent stability.

Fig. 8 reports an example of critical scenarios detected in CoopNavi, along with a segment of the LLM’s response generated during the creation of this scenario. Upon receiving the state representing the seed scenario, the LLM first

TABLE II: The number of failure cases and different states discovered by the baseline and our method in different environment.

Environments	Methods	# Failures	# Entire	# Initial	# Terminal
ACAS_Xu	MDPFuzz	56	43	22	20
	Ours	150	43	22	29
BipedalWalker	MDPFuzz	92	1468	1	1
	Ours	197	2033	1	1
RL_CARLA	MDPFuzz	80	1657	34	76
	Ours	297	6522	164	287
IL_CARLA	MDPFuzz	129	4012	44	105
	Ours	198	6398	96	167
CoopNavi	MDPFuzz	111	872	109	111
	Ours	180	1448	169	175

interprets the situation, predicts the subsequent actions of the three agents, and anticipates potential interactions among them. Based on this understanding, the LLM generates ideas to increase the scenario’s complexity and incorporates them during scenario generation. This process involves developing a detailed, step-by-step plan, ultimately resulting in a new, more challenging scenario.

In the original seed scenario, the three agents successfully reach their respective landmarks without encountering challenges, completing the task efficiently at the 8th frame. However, in the newly generated scenario, the LLM strategically adjusts the agents’ initial positions and rearranges the landmarks to introduce challenges in the agents’ movements toward their respective goals. As a result, agents A1 and A3 collide on their paths to their target landmarks, causing delays in reaching all landmarks. Due to multiple collisions during navigation, the decision-making policy fails in the new scenario. This demonstrates that the LLM-based scenario generator has identified a new critical scenario, revealing potential weaknesses in the target policy.

Answer to RQ1: Our LLM-driven online testing framework can find more failure cases compared to the baseline method, demonstrating the efficiency of our approach in critical scenario generation.

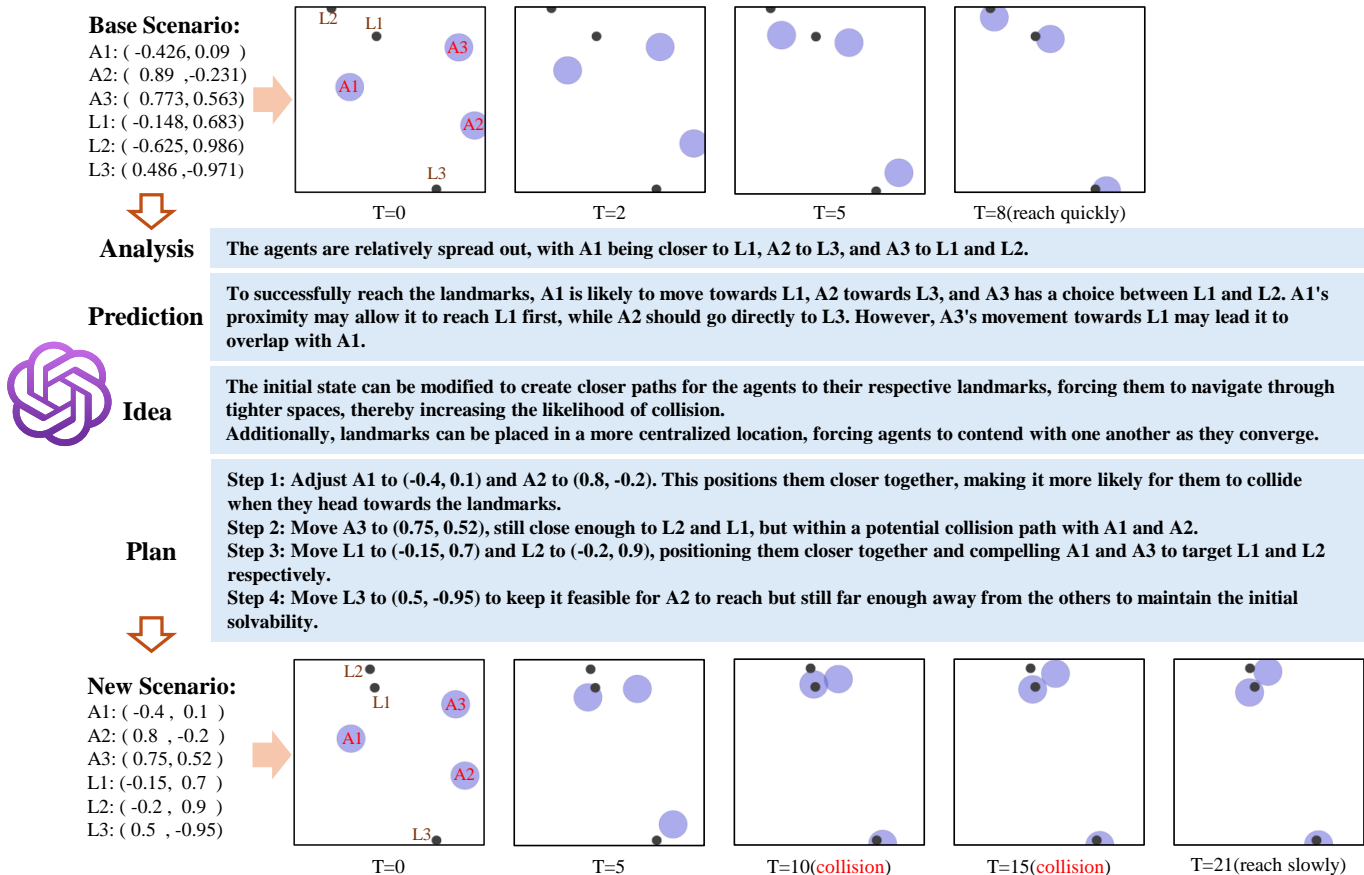


Fig. 8: An illustration of the critical scenario found by the LLM-based scenario generator.

D. Diverse Scenario Generation

In this section, we show the capability of our method to generate diverse scenarios. We replay all the detected failure cases and count the number of distinct states observed by the agent in each target environment. Since the states are continuous, we analyze the maximum and minimum values for each dimension of the states, dividing each dimension into N equal intervals. Assuming the observed state has D dimensions, the entire state space is divided into D^N different states. During the replay of the failure cases, we separately focus on the number of distinct initial states, terminal states, and states throughout the entire process, denoted as $\# Initial$, $\# Terminal$, and $\# Entire$, respectively. $\# Initial$ and $\# Terminal$ represents the diversity of states leading to failures and the diversity of failure scenes discovered by the testing algorithm, while $\# Entire$ reflects the overall novelty of the test scenarios.

The experimental results are presented in Table II. Our method is able to detect a greater number of distinct states within the same number of tests. In most cases, it significantly outperforms MDPFuzz, and even in the worst-case scenario (ACAS_Xu), it remains comparable or slightly better. It is worth noting that only one state is discovered in Bipedal-Walker, due to the same initial spawn position and terrain, as well as similar falling scenes. A larger number of covered states indicates that the LLM does not focus solely on a few critical test scenarios, but instead maintains a balance by

considering the diversity of test scenarios.

Fig. 9 illustrates the human-provided experience and a selection of scenario generation schemes proposed by LLMs within the CoopNavi task. As shown in the figure, the tester provides only very rough and simplistic experience, lacking substantial prior knowledge. Despite this, LLMs, by leveraging their reasoning and understanding of scenarios, are able to generate more diverse and detailed scenario generation schemes. These diverse schemes highlight how LLMs attempt to create challenging test scenarios from multiple perspectives. The results demonstrate that our method can stimulate the creative potential of LLMs to produce a wider variety of scenarios. Notably, this diversity arises from the LLMs' deep understanding of the scenarios themselves, rather than simply generating data with large differences.

Answer to RQ2: Compared to MDPFuzz, our LLM-driven method identifies an equal or greater number of states in critical scenarios. Unlike other testing methods that lack human intelligence, the LLM generates diverse test scenarios with different generation schemes, based on its deep understanding of the scenarios themselves. These results highlight the remarkable ability of our method to generate diverse scenarios.

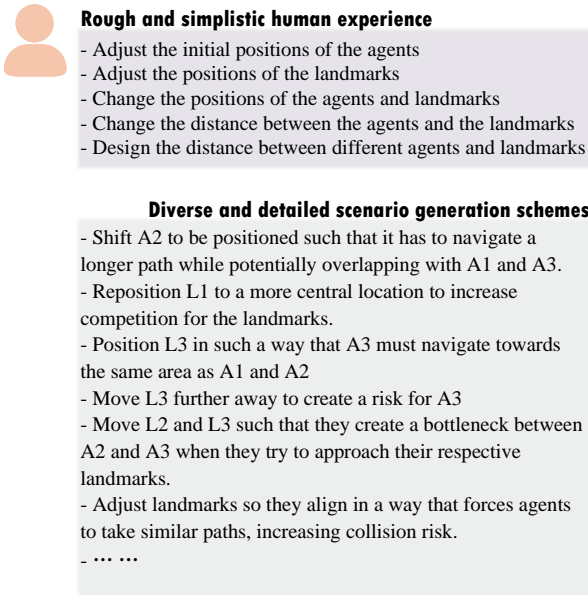


Fig. 9: Human experience and some typical schemes provided by the LLM. The ‘A’ and ‘L’ in the figure mean ‘Agent’ and ‘Landmark’, respectively.

E. Effectiveness of Multi-scale generation Strategy

In this section, ablation experiments are conducted to verify the effectiveness of the proposed multi-scale scenario generation strategy. We compare the number of failure cases between methods with and without the multi-scale generation strategy in ACAS_Xu, BipedalWalker, and CoopNavi. Specifically, we remove the random mutation module from LLMTester to obtain an algorithm that relies entirely on LLM for scenario generation (denoted as ours_w/o ms).

Fig. 10 shows the testing results across different environments. It can be observed that the scenario generator with the multi-scale generation strategy detects more failure cases at nearly every iteration compared to the generator that uses only LLM. This is because the multi-scale strategy performs a potential assessment of the seed scenarios and applies small-scale perturbations to generate new scenarios for those with high potential. Since high-potential scenarios are closely linked to failure scenarios, and the conditions leading to failures are often unpredictable, the multi-scale strategy demonstrates higher efficiency by introducing random mutation. Additionally, the number of LLM API calls decreases by 5.27%, 55.67%, and 16.13%, respectively.

The comparison between ours_w/o ms and Random reveals that LLM-based test scenario generation exhibits a clearer search direction and more effectively discovers failure cases, highlighting the advantages of LLM in testing. Furthermore, as more promising seed scenarios are removed after being transformed into crash-triggering scenarios, the quality of the scenario database decreases from high to low. As a result, the performance of MDPFuzz deteriorates during testing. In particular, MDPFuzz even falls behind random testing in ACAS_Xu. However, due to the presence of an adaptive

threshold, our algorithm can effectively adjust the proportion of small-scale mutations, ensuring consistent performance in scenario generation.

Answer to RQ3: The multi-scale generation strategy further enhances the efficiency of the LLM-driven online testing method, while also reducing the consumption of testing resources.

F. Comparison of Different LLMs

We further analyze the impact of different LLMs on the performance of the testing method. In the previous experiments, we used GPT-4o-mini, which strikes a balance between efficiency and response speed. In this experiment, we employ another typical commercial LLM, GLM-4-Air. The key difference is that GLM-4-Air is optimized for Chinese question-and-answer capabilities, while our prompts are written in English.

Fig. 11 shows the comparison results of two different LLMs on ACAS_Xu and CoopNavi. It can be observed that, across both tasks, GPT-4o-mini outperforms GLM-4-Air in failure case detection to varying degrees. This is primarily due to GLM-4-Air’s emphasis on Chinese language tasks, which leads to relatively weaker problem comprehension and response capabilities when handling English prompts. This finding indicates that prompt engineering and the performance of the underlying LLMs can significantly influence the method’s effectiveness. As the reasoning and problem-solving capabilities of LLMs continue to improve, along with the adoption of more advanced prompt techniques, our LLM-driven online testing framework holds substantial potential for development. Furthermore, GLM-4-Air still identifies more failure cases than MDPFuzz in both tasks, performing nearly on par with GPT-4o-mini in CoopNavi, demonstrating its notable critical scenario generation capabilities. This suggests that the proposed method exhibits a degree of robustness and adaptability to different large language models.

Answer to RQ4: Different underlying LLMs have varying capabilities in generating critical scenarios. Our framework not only ensures effectiveness with less optimal LLMs but also holds potential for improvement as LLM intelligence continues to advance.

V. DISCUSSIONS & THREATS TO VALIDITY

In this section, we discuss various threats to the validity of our research, the solutions implemented to mitigate them, and potential directions for future work.

The first threat arises from the workload involved in designing prompts tailored to each environment. In prompt engineering, the primary manual effort lies in describing the target environment and crafting the chain of thought (CoT), which requires a solid understanding of both the target policy and the environment. To address this challenge, we streamline the process with a prompt template specifically designed for decision-making problems. This approach enables the efficient creation of effective prompts with only a basic understanding

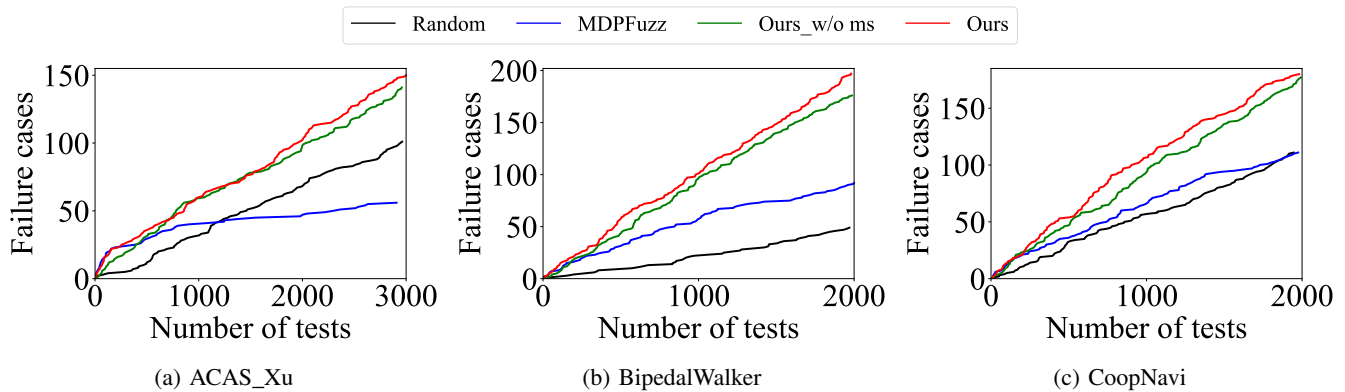


Fig. 10: Detected failures by our method with and without Multi-scale generation strategy.

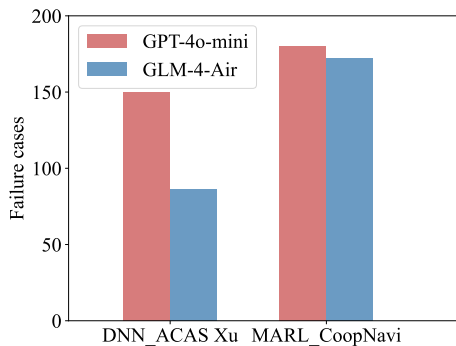


Fig. 11: Comparison of critical scenario generation ability with different LLMs.

of the policy and environment. However, future research could explore incorporating more automated prompting techniques to further enhance our framework.

Furthermore, as discussed in Section IV, the performance of different LLMs can significantly influence their ability to generate test scenarios. The efficiency of critical scenario generation depends on the LLM’s capacity to comprehend the scenario, integrate expert experience, and incorporate feedback. Similarly, the diversity of generated scenarios reflects the LLM’s creativity, placing specific demands on the intelligence level of the chosen model. Additionally, the typical response time for LLM API calls, often measured in seconds, can limit testing speed, particularly for simpler tasks in simulation environments. In this paper, we propose a well-designed framework that leverages various forms of guidance, such as sensitivity, freshness, and cumulative rewards, to address these challenges. To mitigate the impact of LLM response times, we introduce a multi-scale generation strategy that reduces the number of LLM API calls by incorporating random mutations. These challenges underscore the significant developmental potential of the proposed LLM-driven framework, especially as LLM technologies continue to advance.

Additionally, the effectiveness of the multi-scale generation strategy relies on the understanding of the environment and the selection of hyperparameters. As outlined in Section III-C, its performance is influenced by factors such as the potential prediction function P and the parameters α , β , and δ . Without

a comprehensive understanding of the target environment, blindly applying the strategy may lead to suboptimal results. However, the design of this strategy strikes a balance between testing efficiency and resource conservation for LLMs, making it a practical approach to achieving this trade-off. While we acknowledge the current limitations of LLM-driven methods in fine-grained generation, we anticipate that future advancements in more intelligent LLMs will help mitigate these challenges. Beyond improvements in LLMs, future research could focus on designing more effective potential prediction functions and optimizing threshold selection techniques.

VI. CONCLUSION

In this work, we propose a novel LLM-driven online testing framework inspired by the potential of large language models to design critical test scenarios with environmental specificity. Our framework enables efficient testing of decision-making policies through a complete and feasible pipeline that incorporates LLM-driven test scenario generation via prompt engineering. To leverage the unique characteristics of LLMs, we also introduce a multi-scale generation strategy, which significantly enhances testing efficiency.

Our extensive experimental results demonstrate that our method outperforms baseline approaches, uncovering a greater number of failure cases while maintaining diversity in the generated test scenarios. Additionally, ablation studies show that the multi-scale generation strategy not only improves testing capabilities but also conserves testing resources. Finally, the comparison between different LLMs highlights the development potential and robustness of our method, underscoring its adaptability to varying LLM capabilities.

APPENDIX A

We provide an example of typical request and response for ACAS_Xu task in Fig. 12 and Fig. 13.

REFERENCES

- [1] D. Chen, B. Zhou, V. Koltun, and P. Krähenbühl, “Learning by cheating,” in *Conference on Robot Learning*. PMLR, 2020, pp. 66–75.
- [2] M. Toromanoff, E. Wirbel, and F. Moutarde, “End-to-end model-free reinforcement learning for urban driving using implicit affordances,” in *Proceedings of the IEEE/CVF conference on computer vision and pattern recognition*, 2020, pp. 7153–7162.

Test Scenario Generator

Role: You are a professional test scenario generator, and you need to create scenarios that are challenging to the test object to make its task fail. In a collision avoidance task with two airplanes, you need to design a mutation plan to slightly change the speed, position, and direction of the ego and the intruder airplane in the initial state so that the two aircraft collide in the future (i.e. they are too close together at some point).

Scenario Information

- **Overview:** The scenario is built in a 2-dimensional coordinate system with two planes, the ego and the intruder. The ego is initially located at the original point and the intruder is generated around it. The Ego is controlled by an intelligent algorithm and initially travels in the direction of 90 degrees(i.e. to the North) but will slowly change direction in the future. Ego cannot change speed. The intruder always travels in the initial direction at the initial speed.

- **State description:** Only four parameters constitute the initial state of the scenario, which are [ego speed, intruder x, intruder y, intruder theta].

- Parameters Meaning:

-- **Speed(m/s):** The speed of the ego airplane, ranging from 10 to 1100.

-- **x, y(m):** The initial location of the intruder. The ego is at the original points so it's also the location relative to the ego. The intruder can be located anywhere in the ego, but the distance is between 1000 and 10000, $distance = \sqrt{x^2+y^2}$.

-- **theta:** The direction of the intruder's flight relative to the world coordinate system, ranging between the angle towards the ego and 90 degrees(i.e. North). The X-axis points to the East at 0 degrees, the Y-axis points North at 90 degrees, the degrees indicate the Angle to the X-axis, and the counterclockwise is positive(i.e. northeast:0~90, northwest:90~180,southeast:-90~0,southwest:-180~90).

- **Constraints:** the ego speed ranges in [10,1100]; the distance between ego and intruder ranges in [1000,10000]; x, y affects not only the distance, but also the angle towards the ego. The theta value of the intruder ranges between the angle of ego and 90 degrees(not reachable).

Input

Current Scenario:

- **Initial State:** [250,-1200,-1500., 80.]

- **Range:** speed:[10,1100], distance:[1000,10000],theta:[51.34,90.00]

Mutation Plans for Selection

(Here are some mutation plans from which you should choose one or some to help generate a new initial state.)

1. Change the speed of ego so that the two planes are liable to collide.
2. Change the location of the intruder x,y, so that the two planes can easily collide
3. Calculate the future location of the ego, change the intruder's navigation angle(i.e. theta) so that it may collide with ego in the future.

Bad Cases in Previous Generations.

(Avoid generating similar initial state, IMPORTANT!)

- **Bad Case 1:** (Reason: invalid or not solvable)
[312.611, -500, -850, 60]

Output

(You need to follow the following steps to output, IMPORTANT!)

1. Chain of Thoughts

(Let's think step by step following the Chain of Thoughts, you should answer all points mentioned below)

- What is the flight state of the two airplanes in the initial state, explaining in detail the meaning of the current initial state.
- Where are the relative positions of the two airplanes? What is the initial direction of the ego with respect to the intruder?
- How can changing the 4 parameters of state make the scenario more challenging?
- What do you need to pay attention to when changing 4 parameters?
- Based on the Mutation Plans for Selection, generate a more detailed mutation plan.

2. Mutate the initial state

- If you are planning to mutate the initial state (The new state should match the Constraints, and do not mutate too much), remember that what you should mutate are the speed of ego and the x, y and theta of intruder. You are going to make the two airplanes collide in the future and make the scenario more challenging.(IMPORTANT)

- Note that the generated state has the same dimension as the original state, and the generated state must meet the constraints (IMPORTANT)

- Note that when you implement your plan, make sure that the new state is different from the original state. Changing one or two parameters may not work well, you can change all of them. (IMPORTANT)

- Please ensure that the new state match the description in the Chain of Thoughts section and the Constraints.(IMPORTANT)

- The valid range of theta is related to the location of intruder, so you can mutate the theta last and you must calculate new valid range.

In the Chain of Thoughts you have design a mutation plan, you need to implement it accurately. Let's think step by step, break this task down into a number of achievable sub-tasks, and implement them step by step.

2.1. Output the step by step calculate as the following format:

```
...
<your mutation plan>
step i : <necessary calculation of this step>
...
```

2.2. Finally, based on 2.1, the new state must be generated as the following python format without any other information or annotation. (MOST IMPORTANT)

```
New state with some noises
```python
[new speed, new x , new y, new theta]
```
New Range: speed:[bound1,bound2],
distance:[bound1,bound2],theta:[bound1,bound2]
```

3. Explain the new state

Fig. 12: A Request example for ACAS_Xu.

- [3] P. S. Chib and P. Singh, "Recent advancements in end-to-end autonomous driving using deep learning: A survey," *IEEE Transactions on Intelligent Vehicles*, 2023.
- [4] J. Kober, J. A. Bagnell, and J. Peters, "Reinforcement learning in robotics: A survey," *The International Journal of Robotics Research*, vol. 32, no. 11, pp. 1238–1274, 2013.
- [5] J. Duan, S. Yu, H. L. Tan, H. Zhu, and C. Tan, "A survey of embodied ai: From simulators to research tasks," *IEEE Transactions on Emerging Topics in Computational Intelligence*, vol. 6, no. 2, pp. 230–244, 2022.
- [6] D. Silver, A. Huang, C. J. Maddison, A. Guez, L. Sifre, G. Van Den Driessche, J. Schrittwieser, I. Antonoglou, V. Panneershelvam, M. Lanctot *et al.*, "Mastering the game of go with deep neural networks and tree search," *nature*, vol. 529, no. 7587, pp. 484–489, 2016.
- [7] S. Feng, H. Sun, X. Yan, H. Zhu, Z. Zou, S. Shen, and H. X. Liu, "Dense reinforcement learning for safety validation of autonomous vehicles," *Nature*, vol. 615, no. 7953, pp. 620–627, 2023.
- [8] S. Riedmaier, T. Ponn, D. Ludwig, B. Schick, and F. Diermeyer, "Survey on scenario-based safety assessment of automated vehicles," *IEEE access*, vol. 8, pp. 87456–87477, 2020.
- [9] M. Biagiola and P. Tonella, "Boundary state generation for testing and improvement of autonomous driving systems," *IEEE Transactions on Software Engineering*, 2024.
- [10] R. B. Abdessalem, S. Nejati, L. C. Briand, and T. Stifter, "Testing vision-based control systems using learnable evolutionary algorithms," in *Proceedings of the 40th International Conference on Software Engineering*, 2018, pp. 1016–1026.
- [11] K. D. Julian, R. Lee, and M. J. Kochenderfer, "Validation of image-based neural network controllers through adaptive stress testing," in *2020 IEEE 23rd international conference on intelligent transportation systems (ITSC)*. IEEE, 2020, pp. 1–7.
- [12] H. Sha, Y. Mu, Y. Jiang, L. Chen, C. Xu, P. Luo, S. E. Li, M. Tomizuka, W. Zhan, and M. Ding, "Languagempc: Large language models as decision makers for autonomous driving," *arXiv preprint arXiv:2310.03026*, 2023.
- [13] H. Sun, Y. Zhuang, L. Kong, B. Dai, and C. Zhang, "Adaplaner: Adaptive planning from feedback with language models," *Advances in Neural Information Processing Systems*, vol. 36, 2024.
- [14] Y. Li, D. Choi, J. Chung, N. Kushman, J. Schrittwieser, R. Leblond, T. Eccles, J. Keeling, F. Gimeno, A. Dal Lago *et al.*, "Competition-level code generation with alphacode," *Science*, vol. 378, no. 6624, pp. 1092–1097, 2022.
- [15] P. Sahoo, A. K. Singh, S. Saha, V. Jain, S. Mondal, and A. Chadha, "A systematic survey of prompt engineering in large language models: Techniques and applications," *arXiv preprint arXiv:2402.07927*, 2024.
- [16] J. Wei, X. Wang, D. Schuurmans, M. Bosma, F. Xia, E. Chi, Q. V. Le, D. Zhou *et al.*, "Chain-of-thought prompting elicits reasoning in large language models," *Advances in neural information processing systems*, vol. 35, pp. 24824–24837, 2022.
- [17] K. Pei, Y. Cao, J. Yang, and S. Jana, "Deepxplore: Automated whitebox testing of deep learning systems," in *proceedings of the 26th Symposium*

1. Chain of Thoughts

- **Flight State of the Two Airplanes**:

The current initial state is [250, -1200, -1500, 80]. The ego airplane is traveling at a speed of 250 m/s. It starts from the origin (0,0) and is heading towards 90 degrees (North). The intruder is positioned at (-1200, -1500), which is southwest of the ego's position, and is moving in a direction indicated by an angle of 80 degrees. This means the intruder is traveling roughly north-northeast. The distances from the ego to the intruder can be calculated using the distance formula, yielding a distance of approximately 1872 meters.

- **Relative Positions and Directions**:

The relative position of the intruder indicates that it is positioned significantly far away from the ego (approximately 1872m). Given its current angle of travel (80 degrees), the intruder is moving toward a northeast direction, which could lead it closer to the ego in the future.

- **Making the Scenario More Challenging**:

Changing the speed of the ego, the position (x, y) of the intruder, and its theta (navigation angle) can all increase the likelihood of collision. Altering the intruder's position might bring it closer to the ego while changing the theta could direct the intruder towards the ego, thus facilitating a future collision.

- **Attention Points**:

When mutating the parameters, care must be taken to respect the constraints of speed, distance, and angle. Additionally, the new configuration should maintain a realistic flight setup (i.e., it should not produce an invalid or illogical state). The new state should differ sufficiently from the original state to ensure a valid mutation.

- **Mutation Plan**:

I will adopt the following steps to mutate the initial state:

1. Adjust the speed of the ego to remain at a value that permits it to maintain its trajectory.
2. Shift the intruder's x and y coordinates to bring it closer to the ego.
3. Change the theta value of the intruder based on the new position to ensure it is likely to collide with the ego.

2. Mutate the initial state

- **Step by Step Calculation**:

Here's how I will execute the mutation plan.

1. **Step 1***: Adjust the speed of ego
 - Keep the ego speed at 250 m/s (it cannot change).
2. **Step 2***: Change the position of the intruder
 - Increase the proximity of the intruder to the ego while ensuring the distance remains within limits.
 - Select new coordinates: $x = -800, y = -1000$.
 - Calculate the distance:

$$\text{distance} = \sqrt{(-800)^2 + (-1000)^2} = \sqrt{640000 + 1000000} \approx 1280$$

- This distance is valid as it lies within the range [1000, 10000].

3. **Step 3***: Calculate the valid range for theta
 - The angle towards the ego is approximately:

$$\tan(\theta) = \frac{-1000}{-800} \Rightarrow \theta = \tan^{-1} 1.25 \approx 51.34$$

- The new theta must be between the angle to the ego and 90 degrees. The valid range for theta would thus be [51.34, 90].

4. **Step 4***: Change the theta of the intruder
 - Set theta to 75 degrees, which is a valid adjustment within the range found.

Final New State Output

```
python
[250.0, -800.0, -1000.0, 75.0]

```

New Range: speed:[250,250], distance:[1280,1280],theta:[51.34,90.0]

3. Explain the New State

The new state [250.0, -800.0, -1000.0, 75.0] indicates that the ego aircraft maintains its speed at 250 m/s, while the intruder has been repositioned to -800 meters in the x direction and -1000 meters in the y direction, which is much closer to the ego. The new angle of the intruder is adjusted to 75 degrees, directing it towards the ego's position, thereby increasing the likelihood of a future collision. The distance between the two planes is approximately 1280 meters, well within the acceptable margin for potential collision. This setup presents a challenging scenario where both planes are on a collision course.

Fig. 13: A Response example from LLM.

- on *Operating Systems Principles*, 2017, pp. 1–18.
- [18] J. Guo, Y. Jiang, Y. Zhao, Q. Chen, and J. Sun, "Dlfuzz: Differential fuzzing testing of deep learning systems," in *Proceedings of the 2018 26th ACM Joint Meeting on European Software Engineering Conference and Symposium on the Foundations of Software Engineering*, 2018, pp. 739–743.
 - [19] L. Ma, F. Zhang, J. Sun, M. Xue, B. Li, F. Juefei-Xu, C. Xie, L. Li, Y. Liu, J. Zhao *et al.*, "Deepmutation: Mutation testing of deep learning systems," in *2018 IEEE 29th international symposium on software reliability engineering (ISSRE)*. IEEE, 2018, pp. 100–111.
 - [20] A. Zolfagharian, M. Abdellatif, L. C. Briand, M. Bagherzadeh, and S. Ramesh, "A search-based testing approach for deep reinforcement learning agents," *IEEE Transactions on Software Engineering*, vol. 49, no. 7, pp. 3715–3735, 2023.
 - [21] Y. Tian, K. Pei, S. Jana, and B. Ray, "Deeptest: Automated testing of deep-neural-network-driven autonomous cars," in *Proceedings of the 40th international conference on software engineering*, 2018, pp. 303–314.
 - [22] M. Zhang, Y. Zhang, L. Zhang, C. Liu, and S. Khurshid, "Deeproad: Gan-based metamorphic testing and input validation framework for autonomous driving systems," in *Proceedings of the 33rd ACM/IEEE international conference on automated software engineering*, 2018, pp. 132–142.
 - [23] J. Duan, F. Gao, and Y. He, "Test scenario generation and optimization technology for intelligent driving systems," *IEEE Intelligent Transportation Systems Magazine*, vol. 14, no. 1, pp. 115–127, 2020.
 - [24] S. Feng, X. Yan, H. Sun, Y. Feng, and H. X. Liu, "Intelligent driving intelligence test for autonomous vehicles with naturalistic and adversarial environment," *Nature communications*, vol. 12, no. 1, p. 748, 2021.
 - [25] M. Koren, S. Alsaif, R. Lee, and M. J. Kochenderfer, "Adaptive stress testing for autonomous vehicles," in *2018 IEEE Intelligent Vehicles Symposium (IV)*. IEEE, 2018, pp. 1–7.
 - [26] P. Du and K. Driggs-Campbell, "Finding diverse failure scenarios in autonomous systems using adaptive stress testing," *SAE International Journal of Connected and Automated Vehicles*, vol. 2, no. 12-02-04-0018, pp. 241–251, 2019.
 - [27] H. Delecki, M. Itkina, B. Lange, R. Senanayake, and M. J. Kochenderfer, "How do we fail? stress testing perception in autonomous vehicles," in *2022 IEEE/RSJ International Conference on Intelligent Robots and Systems (IROS)*. IEEE, 2022, pp. 5139–5146.
 - [28] C. Lu, Y. Shi, H. Zhang, M. Zhang, T. Wang, T. Yue, and S. Ali, "Learning configurations of operating environment of autonomous vehicles to maximize their collisions," *IEEE Transactions on Software Engineering*, vol. 49, no. 1, pp. 384–402, 2022.
 - [29] Z. Zhong, G. Kaiser, and B. Ray, "Neural network guided evolutionary fuzzing for finding traffic violations of autonomous vehicles," *IEEE Transactions on Software Engineering*, vol. 49, no. 4, pp. 1860–1875, 2022.
 - [30] Y. Huai, S. Almanee, Y. Chen, X. Wu, Q. A. Chen, and J. Garcia, "scenoria: Generating diverse, fully-mutable, test scenarios for autonomous vehicle planning," *IEEE Transactions on Software Engineering*, 2023.
 - [31] X. Ma, Y. Wang, J. Wang, X. Xie, B. Wu, Y. Yan, S. Li, F. Xu, and Q. Wang, "Diversity-oriented testing for competitive game agent via constraint-guided adversarial agent training," *IEEE Transactions on Software Engineering*, 2024.
 - [32] D. Zhao, H. Lam, H. Peng, S. Bao, D. J. LeBlanc, K. Nobukawa, and C. S. Pan, "Accelerated evaluation of automated vehicles safety in lane-change scenarios based on importance sampling techniques," *IEEE transactions on intelligent transportation systems*, vol. 18, no. 3, pp. 595–607, 2016.
 - [33] S. Feng, Y. Feng, C. Yu, Y. Zhang, and H. X. Liu, "Testing scenario library generation for connected and automated vehicles, part i: Methodology," *IEEE Transactions on Intelligent Transportation Systems*, vol. 22, no. 3, pp. 1573–1582, 2020.
 - [34] X. Yan, Z. Zou, S. Feng, H. Zhu, H. Sun, and H. X. Liu, "Learning naturalistic driving environment with statistical realism," *Nature communications*, vol. 14, no. 1, p. 2037, 2023.
 - [35] Q. Pang, Y. Yuan, and S. Wang, "Mdpfuzz: testing models solving markov decision processes," in *Proceedings of the 31st ACM SIGSOFT International Symposium on Software Testing and Analysis*, 2022, pp. 378–390.
 - [36] K. Wang, Y. Wang, J. Wang, and Q. Wang, "Fuzzing with sequence diversity inference for sequential decision-making model testing," in *2023 IEEE 34th International Symposium on Software Reliability Engineering (ISSRE)*. IEEE, 2023, pp. 706–717.
 - [37] Z. Li, X. Wu, D. Zhu, M. Cheng, S. Chen, F. Zhang, X. Xie, L. Ma, and J. Zhao, "Generative model-based testing on decision-making poli-

- cies,” in *2023 38th IEEE/ACM International Conference on Automated Software Engineering (ASE)*. IEEE, 2023, pp. 243–254.
- [38] X. Ma, Y. Wang, J. Wang, X. Xie, B. Wu, S. Li, F. Xu, and Q. Wang, “Enhancing multi-agent system testing with diversity-guided exploration and adaptive critical state exploitation,” in *Proceedings of the 33rd ACM SIGSOFT International Symposium on Software Testing and Analysis*, 2024, pp. 1491–1503.
- [39] J. Wang, Y. Huang, C. Chen, Z. Liu, S. Wang, and Q. Wang, “Software testing with large language models: Survey, landscape, and vision,” *IEEE Transactions on Software Engineering*, 2024.
- [40] S. Yu, C. Fang, Y. Ling, C. Wu, and Z. Chen, “Llm for test script generation and migration: Challenges, capabilities, and opportunities,” in *2023 IEEE 23rd International Conference on Software Quality, Reliability, and Security (QRS)*. IEEE, 2023, pp. 206–217.
- [41] S. Kang, J. Yoon, and S. Yoo, “Large language models are few-shot testers: Exploring llm-based general bug reproduction,” in *2023 IEEE/ACM 45th International Conference on Software Engineering (ICSE)*. IEEE, 2023, pp. 2312–2323.
- [42] Y. Deng, C. S. Xia, H. Peng, C. Yang, and L. Zhang, “Large language models are zero-shot fuzzers: Fuzzing deep-learning libraries via large language models,” in *Proceedings of the 32nd ACM SIGSOFT international symposium on software testing and analysis*, 2023, pp. 423–435.
- [43] Z. Liu, C. Chen, J. Wang, M. Chen, B. Wu, Z. Tian, Y. Huang, J. Hu, and Q. Wang, “Testing the limits: Unusual text inputs generation for mobile app crash detection with large language model,” in *Proceedings of the IEEE/ACM 46th International Conference on Software Engineering*, 2024, pp. 1–12.
- [44] J. Zhang, C. Xu, and B. Li, “Chatscene: Knowledge-enabled safety-critical scenario generation for autonomous vehicles,” in *Proceedings of the IEEE/CVF Conference on Computer Vision and Pattern Recognition*, 2024, pp. 15 459–15 469.
- [45] Y. Wei, Z. Wang, Y. Lu, C. Xu, C. Liu, H. Zhao, S. Chen, and Y. Wang, “Editable scene simulation for autonomous driving via collaborative llm-agents,” in *Proceedings of the IEEE/CVF Conference on Computer Vision and Pattern Recognition*, 2024, pp. 15 077–15 087.
- [46] X. Li, E. Liu, T. Shen, J. Huang, and F.-Y. Wang, “Chatgpt-based scenario engineer: A new framework on scenario generation for trajectory prediction,” *IEEE Transactions on Intelligent Vehicles*, 2024.
- [47] C. Chang, S. Wang, J. Zhang, J. Ge, and L. Li, “Llmscenario: Large language model driven scenario generation,” *IEEE Transactions on Systems, Man, and Cybernetics: Systems*, 2024.
- [48] Q. Lu, X. Wang, Y. Jiang, G. Zhao, M. Ma, and S. Feng, “Multimodal large language model driven scenario testing for autonomous vehicles,” *arXiv preprint arXiv:2409.06450*, 2024.
- [49] A. Geiger, P. Lenz, and R. Urtasun, “Are we ready for autonomous driving? the kitti vision benchmark suite,” in *2012 IEEE conference on computer vision and pattern recognition*. IEEE, 2012, pp. 3354–3361.
- [50] M. Marston and G. Baca, “Acas-xu initial self-separation flight tests,” NASA, Tech. Rep., 2015.
- [51] K. D. Julian, M. J. Kochenderfer, and M. P. Owen, “Deep neural network compression for aircraft collision avoidance systems,” *Journal of Guidance, Control, and Dynamics*, vol. 42, no. 3, pp. 598–608, 2019.
- [52] A. Kuznetsov, P. Shvechikov, A. Grishin, and D. Vetrov, “Controlling overestimation bias with truncated mixture of continuous distributional quantile critics,” in *International Conference on Machine Learning*. PMLR, 2020, pp. 5556–5566.
- [53] A. Raffin, “Rl baselines3 zoo,” <https://github.com/DLR-RM/rlbaselines3-zoo>, 2020.
- [54] A. Dosovitskiy, G. Ros, F. Codevilla, A. Lopez, and V. Koltun, “Carla: An open urban driving simulator,” in *Conference on robot learning*. PMLR, 2017, pp. 1–16.
- [55] R. Lowe, Y. I. Wu, A. Tamar, J. Harb, O. Pieter Abbeel, and I. Mordatch, “Multi-agent actor-critic for mixed cooperative-competitive environments,” *Advances in neural information processing systems*, vol. 30, 2017.