

Digital Twin for Evaluating Detective Countermeasures in Smart Grid Cybersecurity

Ömer Sen^{*†}, Nathalie Bleser^{*}, Andreas Ulbig^{*†},

^{*}IAEW, RWTH Aachen University, Aachen, Germany

Email: {o.sen, a.ulbig}@iaew.rwth-aachen.de

[†]FIT, Fraunhofer Aachen, Germany

Email: {oemer.sen, andreas.ulbig}@fit.fraunhofer.de

Abstract—As the integration of digital technologies and communication systems continues within distribution grids, new avenues emerge to tackle energy transition challenges. Nevertheless, this deeper technological immersion amplifies the necessity for resilience against threats, encompassing both systemic outages and targeted cyberattacks. To ensure the robustness and safeguarding of vital infrastructure, a thorough examination of potential smart grid vulnerabilities and subsequent countermeasure development is essential. This study delves into the potential of digital twins, replicating a smart grid’s cyber-physical laboratory environment, thereby enabling focused cybersecurity assessments. Merging the nuances of communication network emulation and power network simulation, we introduce a flexible, comprehensive digital twin model equipped for hardware-in-the-loop evaluations. Through this innovative framework, we not only verify and refine security countermeasures but also underscore their role in maintaining grid stability and trustworthiness.

Index Terms—Cyber-Physical System, Smart Grid, Cyber attacks, Cyber Security, Digital Twin

I. INTRODUCTION

Digitalization, particularly in the form of Information and Communications Technology (ICT), has played a significant role in the modernization of distribution grids. It enables improved grid management through real-time monitoring and control of assets, as well as the utilization of consumer flexibility resources and distributed generation in a market- and grid-aware manner. However, as distribution grids become more reliant on ICT, addressing the cybersecurity challenges associated with it is crucial [1]. Cyberattacks pose a significant risk to the security and reliability of the grid, which could potentially disrupt the power supply [2]. Therefore, it is imperative to take proactive measures to prevent cyberattacks and mitigate the increasing cybersecurity risks [1]. However, obtaining data on attack patterns in communication networks is challenging because such information is not readily available to the general public [3]. To address these challenges and generate data in a flexible and scalable manner, virtualization of the grid has emerged as an intriguing approach [4]. By creating a Digital Twin (DT) of the grid infrastructure within a secure, isolated, and controllable environment, it becomes possible to closely replicate the grid’s behavior [5]. This replication involves various aspects, including operational management concepts, communication networks, asset behavior, and the physical plausibility of underlying processes. Moreover, replicating the cybersecurity landscape is essential, ensuring that cyber-threats

can be realistically reproduced without compromising the physical counterpart [6]. This includes capturing the multi-stage behavior of cyberattacks, their interaction with assets and network services, and the propagation of traces within the communication network. The challenges addressed in this work include:

- 1) Replication of the physical counterpart, encompassing grid operations, network communications, and the plausible behavior of assets and physical processes.
- 2) Replication of cyber-threats with realistic traces and plausible propagation behavior without impacting the physical counterpart.
- 3) Data generation for evaluating detective countermeasures without compromising their performance.

In this paper, we investigate the suitability of simulation environments, especially DTs, for replicating Cyber-Physical Systems (CPSs) such as Smart Grids (SGs) to evaluate the performance of detective countermeasures like Intrusion Detection Systems (IDSs). We use a co-simulation framework, previously presented in works [4], [6], [7], to replicate a CPS laboratory environment of a SG, considering its process, communication, and operational aspects. Using this framework, we execute cyberattack scenarios in both the laboratory and the DT, generate data, and input it into selected IDSs to compare their detection quality. We then utilize this comparison to assess the suitability of DTs for cybersecurity purposes, specifically for evaluating IDSs. The contributions of this paper are as follows:

- 1) We present the simulation methodology used to create the DT to replicate a CPS reference, considering its process, communication, and operational aspects.
- 2) We discuss the methodology for replicating tailored cyberattacks in both the DT and the laboratory environment for a comparative study.
- 3) We examine the suitability of DTs for evaluating IDSs in SGs through selected case studies.

The remainder of this paper is structured as follows: Section II presents the background analysis. Section III describes the design and approach. Section IV discusses the investigation of the approach’s suitability. Lastly, Section V provides the conclusion.

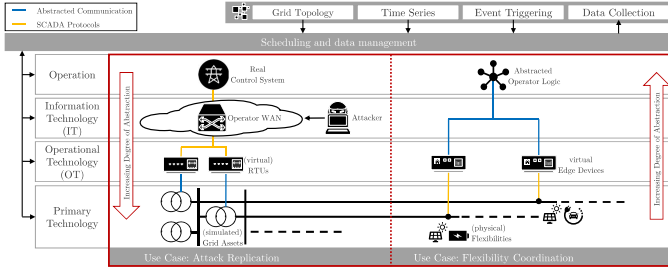


Fig. 1. Overview of the utilized co-simulation environment and its major components. Depending on the use case, the respective components can be modeled in different degrees of abstraction.

II. ANALYSIS

In this section, we analyze the requirements, discuss the research landscape, and provide a problem analysis to define the scope of this research (Sections II-A, II-B, and II-C).

A. Requirement Analysis

The structure of SGs and the considerations for the co-simulation approach are presented in this subsection. The overall structure of the SG infrastructure, especially for the Supervisory Control and Data Acquisition (SCADA) use case, adheres to the Purdue model [8]. It integrates the Energy Technology (ET), Operational Technology (OT), and Information Technology (IT) domains within a unified simulation environment. The ET domain encompasses primary equipment for energy distribution and transport, whereas the OT domain is responsible for protection, control, and measurement through Intelligent Electronic Devices (IEDs). Data from IEDs is aggregated by Remote Terminal Units (RTUs) and relayed to the SCADA system via the OT network using IEC 60870-5-104 [9] or Modbus protocols [10]. The SCADA system communicates with remote sites via MTUs, and VPN connections facilitate remote access. To depict the SG as a CPS, a consolidated framework is essential for charting interactions and data exchanges between domains. The simulation environment must be both scalable and adaptable to account for variations in infrastructure characteristics. For hardware-in-the-loop simulation and an accurate reproduction of network events, an event-based emulation of the communication network synchronized with discrete-time stepped simulation of power grids is proposed [11]. This methodology enables the replication of grid operator reactions to changes and the examination of the repercussions of cyberattacks. The co-simulation design should consider interactions across domains, facilitate the integration of additional simulators, and ensure data consistency. Both IT and OT networks should be represented within the co-simulation framework to reproduce various cyber-threat scenarios. Emulation of communication networks is favored for capturing dynamic cyberattacks, while simulation facilitates the expedited exploration of scenarios.

B. Related Work

This subsection elaborates on methods and frameworks for replicating SG systems and delving into cybersecurity through co-simulation. Various methods, such as agent-based

simulation and software-in-the-loop techniques, are employed for co-simulation [12], [13]. Co-simulation frameworks chart cyberattacks and interruptions to analyze vulnerabilities in SGs [14]. Digital twinning, which combines virtualization and simulation, is utilized to study intricate systems, including applications in smart homes [15], [16]. Research into cybersecurity in DT extends to Internet-of-Things (IOT) device integration and intrusion detection [5]. Emulation, simulation, and hybrid testbeds are leveraged to appraise cyberattacks and craft security blueprints for SGs [17]–[19]. The efficacy of intrusion detection is gauged through the replication of cyberattack scenarios. Cybersecurity studies in SGs span co-simulation, mathematical modeling, and cyberattack trees to formulate sturdy security protocols.

C. Problem Analysis

Comprehending cyber-threats and evaluating countermeasures in SGs pose challenges due to constrained resources and the imperative for a systematic approach. Grid operators emphasize resilience and redundancy. However, safeguarding other SG domains demands supplementary resources, such as cyber incident data. DT and CPS testbeds present potential solutions for probing into cybersecurity without jeopardizing the real grid reference, but they might affect the quality of output data. If an adversary compromises the DT, it could lead to unauthorized data access, manipulated simulations, security vulnerabilities in the real-world system, intellectual property theft, and a compromised blueprint for more effective attacks on the actual infrastructure. Fully physically operated testbeds are expensive, and intricate simulations may lead to performance bottlenecks. A hybrid approach, melding emulation with streamlined simulation, strikes a balance between data quality, performance, and adaptability. To assess cybersecurity countermeasures in active distribution grids, a systematic approach is indispensable to reproduce threats and analyze inter-domain interactions. This research formulates a co-simulation-based DT methodology to replicate SG segments and capture the operational sequence. The emphasis lies on evaluating countermeasures in a laboratory setting as a prime target for cyber-threats.

III. DIGITAL TWIN FOR SMART GRIDS

In this section, we present the application of a DT for investigating cybersecurity in smart grids, including an overview of the co-simulation environment, the DT application, and cybersecurity considerations (Sections III-A, III-B, and III-C).

A. Co-Simulation as Basis

Based on the defined requirements discussed in Section II-A, we have developed a co-simulation environment that combines the emulation of communication networks with the simulation of power grids [4]. Figure 1 provides an overview of the utilized co-simulation environment and its major components. This environment can be integrated into various use cases and forms of interoperation, enabling DT applications,

custom simulation environments, or software- or hardware-in-the-loop integration into CPS. Different levels of abstraction can be modeled based on the use case, introducing variations in the simulation's detail. The co-simulation design integrates steady-state simulation of power grids using *pandapower* [20] for real-time performance in hardware-in-the-loop simulation scenarios. Emulation of communication networks is achieved using *containernet* [21] or *rettij* [22] with *Docker* container simulators. The co-simulation is centrally scheduled using a discrete time-based step coupling framework called Mosaik [11]. Mosaik allows the exchange of data between the power grid simulation and the communication network emulation, enabling a coherent co-simulation environment. The use of communication network emulation provides a high level of detail required for cybersecurity assessment. It allows for the simulation of OT and IT assets, such as IEDs, RTUs, and Master Terminal Units (MTUs), which communicate through industrial protocols like IEC 60870-5-104 and Modbus. While there may be challenges in compatibility with accelerated simulation, the chosen small time step for simulation mitigates this issue for the co-simulation application at hand. The data generated in this co-simulation environment, including raw communication data and synchronized time series data of the power system simulation, forms the basis for the DT application and the design of the investigation environment.

In this section, we detail the design of our DT based on the co-simulation approach described in Section III-A. The objective of our DT application is to investigate the performance of IDS in both the DT and a physical laboratory, and compare the detection quality in both systems. The DT serves as a replicated CPS laboratory where selected case studies of cyberattack scenarios can be executed. The system configuration remains the same across different scenarios, with variations in the attack scenarios. During scenario execution, network traffic and power measurements are captured from both the DT and the physical laboratory. The resulting datasets are then fed into selected IDS to generate alerts. Finally, the datasets and alerts generated in the DT and the physical laboratory are compared. To emulate the behavior of the assets, we model the control logic of the corresponding OT assets, such as MTU, RTU, and IED. Mapping of data points between the power grid simulation and industrial protocols, such as Modbus and IEC60870-5-104, is required. The power grid simulation tracks the internal state of the power grid and its components, while also acting as an interface to the IED components. The MTU serves as a communication interface for the operation management, and the RTU acts as a gateway to the stations. By implementing artificial flaws, bugs, and system vulnerabilities, the DT can replicate various attack scenarios, such as Denial-of-Service (DOS) or code manipulation attacks.

Fig. 2. Illustration of the 2-hop attack pattern in the DT application.

In this section, we explain the cybersecurity considerations involved in the DT application, including attacker design and IDS selection. For our investigation purposes, the attacker needs to have the capabilities to spread across the network, infect hosts, make changes to infected devices, leave traces in network traffic, and have an impact on the grid. The attacker's behavior is implemented through a set of capabilities, including establishing Telnet or SSH connections, executing arbitrary commands, transferring files, and performing network scans using NMAP. Figure 2 illustrates an attack pattern created using these capabilities. The attacker's target is the Human Machine Interface (HMI) component of the MTU. The HMI is infected first and then used to infect the MTU. During the infection process, the attacker establishes a Telnet connection to the target, transfers the attack file, and performs the next steps of the attack on the target device. This attack pattern showcases the potential spread of the attacker within the system. Given the collected dataset of network traffic and active power, we require IDSs capable of detecting suspicious packets and outliers in active power and network traffic. We selected three IDSs for our investigation: Snort, a signature-based IDS; a specification-based IDS presented in [23]; and a statistical anomaly-based IDS. Snort uses rule sets to detect attack signatures in network traffic. The specification-based IDS utilizes internal state machine models to detect anomalies in IEC60870-5-104 traffic. The statistical anomaly-based IDS detects outliers in active power and network traffic based on statistical analysis. By comparing the generated datasets and alerts between the DT and the physical laboratory, we can evaluate the effectiveness of the selected IDSs in both systems and analyze the differences in detection quality.

The attacks are programmed and tested on the DT before being ported to the laboratory. Porting the attacks to the laboratory posed minimal challenges, primarily involving adapting to differences in file structure, usernames, and passwords. To ensure the safety of real hardware, the HMI, MTU, and virtual Remote Terminal Unit (vRTU) code running on docker

containers are installed on Raspberry Pis. Only one RTU is replaced with the vRTU code, while the other RTUs remain connected as usual. The IP addresses of the replaced RTUs are blacklisted in the attack code to prevent any harm. Simulating cyberattacks on the power grid involves identifying attack vectors like the Man-in-the-Middle (MITM) attack, which intercepts and manipulates communications between MTU and RTUs, highlighting vulnerabilities and the potential for undetected command manipulations. Another method involves attackers manipulating update files at the operating level, or breaching the internal network using default passwords, enabling them to control devices or access critical data. During the experiment, the true power is varied every 30 seconds, as depicted in Figure 3. Traffic from the switch to the MTU and from the attacker to the switch is captured. The baseline traffic without any attacks is visible in Figure 3. In the 2-hop attack, the attacker initiates the attack from a device within the process network. After conducting reconnaissance, the attacker targets the RTU by establishing a Telnet connection and transferring an executable Python file using netcat. The same file transfer steps are then executed from the RTU to the MTU. The attack file modifies the command-handling files on the MTU. Three attacks were conducted on the MTU: true power manipulation, RTU shutdown, and RTU slowdown. The results are presented in Figures 4, 5, and 6, respectively. In the true power manipulation attack, the commands sent to the RTUs are manipulated, resulting in spikes in transformer power load. The Telnet connections and file transfers during the attack are visualized by the spike in the total packets sent and Telnet packets sent, as shown in Figure 4. The RTU shutdown attack involves sending an unknown Information Object Address (IOA) to the RTU, causing the vRTU to shut down. Consequently, the Battery Storage System (BSS) Inverter stops responding to the MTU, leading to spikes in transformer power. The targeted RTU also ceases sending packets, as depicted in Figure 5. In the RTU slowdown attack, an unknown IOA is sent to the RTU, resulting in its slowdown. This attack involves replacing a command with an incorrect IOA, leading to a power drop. Moreover, the slowdown reduces the number of packets sent per second. Figure 6 provides a visualization of these effects.

IV. INVESTIGATION

In the investigation, scenarios described in Section IV-A are executed five times in both the DT and the laboratory, used for evaluation of three selected IDS (Section IV-B) with discussion in Section IV-C.

A. Scenarios

The investigation considers the following scenarios: (i) No attack, (ii) 2-hop Telnet attack using one of three command manipulations, (iii) Exfiltration attack using Telnet and the tail command, and (iv) Reconnaissance attack using NMAP and attempted Telnet logins. The laboratory used for the scenarios simulates cyberattacks on power grids using a medium- and low-voltage grid, integrated with equipment like controllable

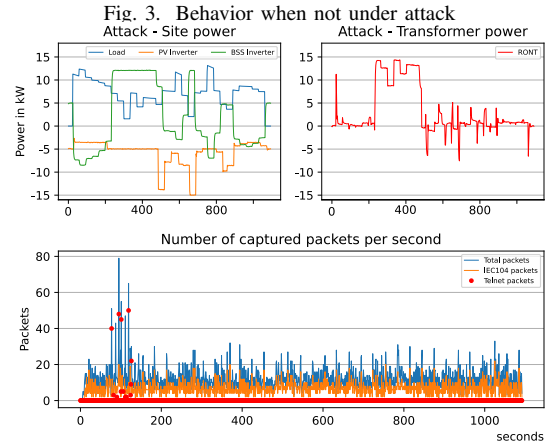
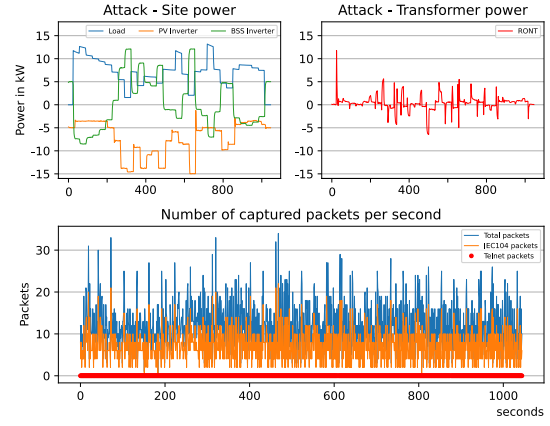


Fig. 4. Results of targeting true power manipulation

transformers, battery storage systems, and PV inverters, all connected to a control center via telecontrol devices. This comprehensive setup, featuring a process data network with four ICT switches and a direct control room connection, facilitates in-depth cross-domain investigations of cyberattack impacts on power grids. The scenario without attacks serves as a baseline to evaluate the impact of the attacks and distinguish false positive alerts from true positive alerts issued by the IDS. The same scenario used in previous work for normal operation [24] is employed. The 2-hop Telnet attack primarily tests the capability of the specification-based IDS to detect command tampering and the ability of the statistical IDS to detect the impact on active power measurements. The consequences of disturbances in the grid considered in this scenario include a slowdown of the HMI, resulting in fewer transmitted packets, a shutdown of the HMI, causing wild spikes and a drop in active power on the Low Voltage (LV) busbar of the secondary substation, and tampered values within commands aimed at creating power spikes that persist for several 30-second intervals. The exfiltration attack simulates the extraction of critical data from either the HMI or MTU. The impact on network traffic should be observable by all IDS, but there should be no noticeable impact on system performance. The Recon attack tests the Snort IDS' ability to detect NMAP scans and failed Telnet logins, as well as the statistical IDS' capability to detect associated spikes in total

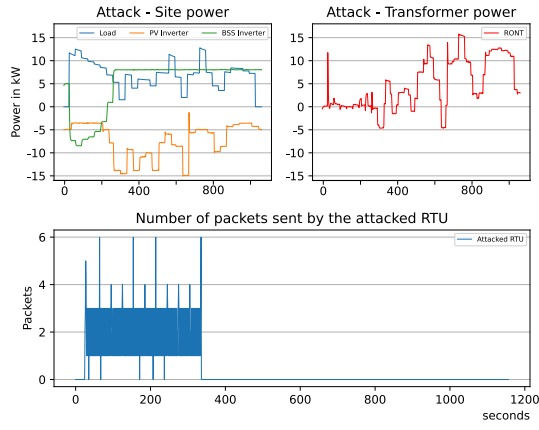


Fig. 5. Results of targeting RTU shutdown

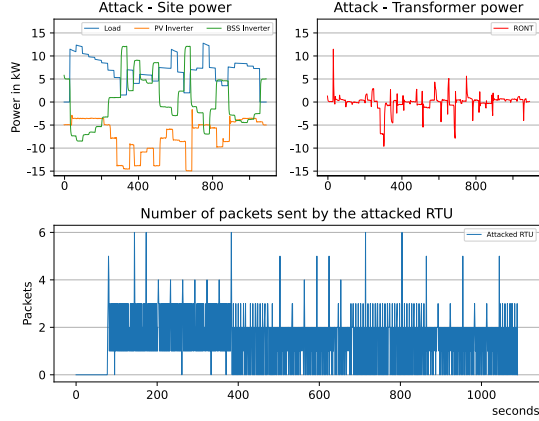


Fig. 6. Results of targeting RTU slowdown

bytes per second. The specification-based IDS can only detect Telnet packets transmitted during logins.

B. Intrusion Detection Results

Figure 7 presents an example result of traffic analysis by the IDS in the 2-hop Telnet scenario. The first and fifth diagrams illustrate the type of traffic transmitted during the scenario, while the other diagrams provide insights into the alerts generated by the IDS. The statistical IDS applied to the total number of bytes per second functions similarly in both the DT and the laboratory. As depicted in the second and sixth diagrams of Figure 7, all spikes in the total number of bytes are detected and classified as particularly severe. The specification-based IDS performs consistently in both the DT and the laboratory. As shown in the third and seventh diagrams of Figure 7, it correctly detects all Telnet packets (P1 alert), identifies suspicious keywords in the Telnet packets (DC alert), and raises alerts for unknown IP addresses (IPM alert), unknown connections (NSC alert), and unknown IOAs. However, it generates false alarms (ISR alarm) for regular sets of MTU commands, even without an attack, suggesting the need for adaptations in the underlying state machine. The Sequence Control Mismatch warning is primarily triggered in the DT records, indicating slightly different traffic behavior between the DT and the laboratory. The Snort-Wireshark dissector produces mixed results for the DT and the laboratory.

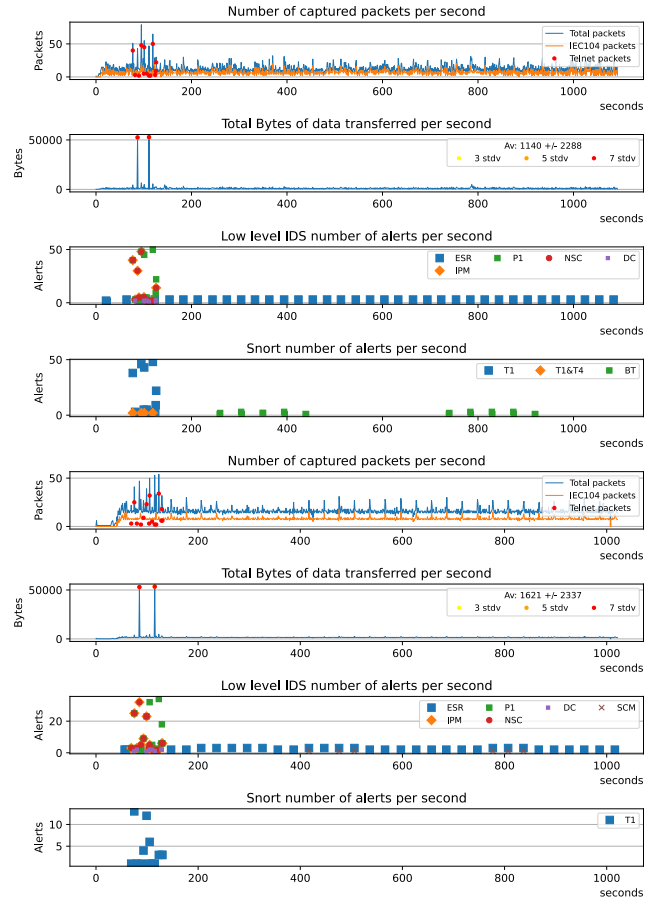


Fig. 7. Example results of traffic analysis by IDS. The first four diagrams are related to the laboratory, while the last four diagrams depict the DT.

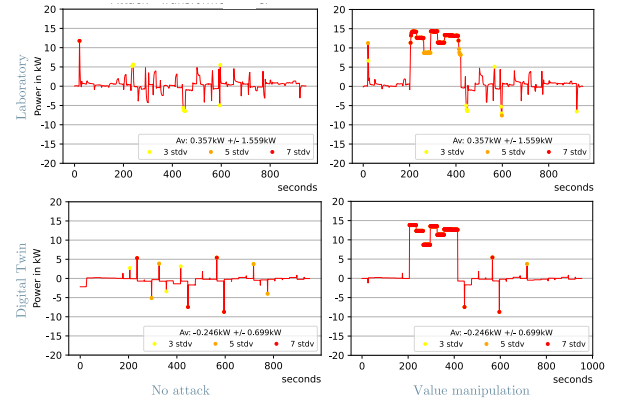


Fig. 8. Example result of the statistical IDS.

The outcomes can be observed in the fourth and final graph of Figure 7. It successfully detects Telnet packets (T1 and T4 alerts), but while it accurately detects all Telnet packets in the laboratory, it does not perform as well in the DT. Additionally, Snort triggers alerts about bad traffic in the laboratory record, which is not a false alarm but a consequence of the way traffic was captured in that environment. Figure 8 illustrates an example result of the statistical IDS for the active power on the LV busbar of the secondary substation in the "no attack" scenario and the command manipulation scenario.

The severity of the detected spikes is represented by colored dots. The left side of the figure displays the change in active power during the "no attack" scenario, while the right side shows the variation in active power during the attack with command manipulation. It can be observed that some parts of the attack are marked orange (medium severity) in the laboratory diagrams but red in the DT diagrams. However, slight differences were observed in the active power on the LV busbar of the secondary substation between the two datasets. These differences are attributed to transients and variations in the response times of the assets in the laboratory, resulting in a larger standard deviation compared to the DT. The DT does not consider these transients or variations in the response time of the devices, leading to a smaller standard deviation. As a result, the statistical IDS classifies all attack effects on the DT as severe, while some impacts are classified as low.

C. Discussion

Based on the obtained results and findings, an overall good performance can be concluded. Various IDS were evaluated in the experiments, including (i) signature-based, (ii) specification-based, and (iii) statistical-based IDS on (iv) Bytes transferred per second and (v) active power. The first two IDS were designed to detect suspicious packets, but only the specification-based IDS performed equally well on both laboratory and DT traffic, while the signature-based IDS performed poorly in both scenarios. The third IDS aimed to identify outliers in Bytes transferred per second and performed well in both scenarios. The fourth IDS aimed to detect outliers in power load and effectively detected all attacks that affected the power load, but the attacks on the laboratory power load were considered less severe. DTs, when replicating intricate systems like power grids for cybersecurity evaluations, face challenges in capturing system complexities, ensuring real-time high-fidelity simulations, and adapting to evolving grid dynamics. Additionally, the security of the twin itself is crucial, as its compromise could provide misleading results or expose real system vulnerabilities. Overall, evaluating IDS on the DT proved to be a good alternative to evaluating them in the laboratory. The detection quality based on the data generated by the DT closely matched the performance of the physical counterpart in most scenarios. Additionally, the DT provided a suitable environment for developing attacks that could be used in both systems, as porting the attacks from the DT to the laboratory was seamless, and the attacks performed similarly in both environments. This capability can also be utilized to generate training data for machine learning-based IDS.

V. CONCLUSION

In this paper, we have investigated the suitability of using a DT for evaluating IDS in the context of SG. Our DT approach is based on a modular co-simulation framework that can be customized to simulate SG across all its domains. This flexibility allows us to adjust the abstraction level of the components specifically for our DT application. Furthermore, we utilized a CPS laboratory environment as a reference

system to compare the detection quality of the tested IDSs. By simulating identical attack scenarios with varying impacts on the network and grid in both the DT and the laboratory, we could observe that DT provides a valuable environment for evaluating detective countermeasures in SG. In future work, we plan to further validate our findings by incorporating more scenarios and IDSs. Additionally, we aim to leverage the DT to generate attack data that can be used for training machine learning-based IDSs. This approach can be implemented in a manner similar to our investigation setup, allowing for cross-validation of the results with our CPS laboratory.

REFERENCES

- [1] Albarakati, Abdullah et al., "OpenStack-based evaluation framework for smart grid cyber security," in *IEEE SmartGridComm*, 2018.
- [2] Langner, Ralph, "Stuxnet: Dissecting a Cyberwarfare Weapon," *IEEE S&P*, 2011.
- [3] Zuech, Richard et al., "Intrusion detection and big heterogeneous data: a survey," in *JoBD*, 2015.
- [4] van der Velde, Dennis et al., "Towards a scalable and flexible smart grid co-simulation environment to investigate communication infrastructures for resilient distribution grid operation," in *SEST*, 2021.
- [5] Atalay, Manolya et al., "A digital twins approach to smart grid security testing and standardization," in *MetroInd4.0&IoT*, 2020.
- [6] Sen, Ömer et al., "Investigating the Cybersecurity of Smart Grids Based on Cyber-Physical Twin Approach," in *IEEE SmartGridComm*, 2022.
- [7] Sen, Ömer et al., "An Approach of Replicating Multi-Staged Cyber-Attacks and Countermeasures in a Smart Grid Co-Simulation Environment," in *CIREN*, 2021.
- [8] Williams, Timothy, "The Purdue enterprise reference architecture and methodology (PERA)," *Handbook of life cycle engineering: concepts, models, and technologies*, 1998.
- [9] "Telecontrol equipment and systems - Part 5-104: Transmission protocols - Network access for IEC 60870-5-101 using standard transport profiles," IEE, Tech. Rep., 2006.
- [10] "Modbus Application Protocol Specification (V1.1b3)," Modbus Organization, Tech. Rep., 2012.
- [11] Steinbrink, Cornelius et al., "CPES Testing with mosaik: Co-Simulation Planning, Execution and Analysis," *Applied Sciences*, 2019.
- [12] IEEE ITST Task Force et al., "Interfacing Power System and ICT Simulators: Challenges, State-of-the-Art, and Case Studies," *IEEE Transactions on Smart Grid*, 2018.
- [13] Vogt, Mike et al., "A Survey and Statistical Analysis of Smart Grid Co-Simulations," *Applied Energy*, 2018.
- [14] Wermann, A. G. et al., "ASTORIA: A Framework for Attack Simulation and Evaluation in Smart Grids," in *NOMS - IEEE/IFIP*, 2016.
- [15] Qian, Cheng et al., "Digital Twin—Cyber Replica of Physical Things: Architecture, Applications and Future Research Directions," *Future Internet*, 2022.
- [16] Olivares-Rojas, Juan C et al., "Towards Cybersecurity of the Smart Grid using Digital Twins," *IEEE Internet Computing*, 2021.
- [17] Oyewumi, Ibukun A et al., "Isaac: The idaho cps smart grid cybersecurity testbed," in *TPEC*, 2019.
- [18] Noorizadeh, Mohammad et al., "A cyber-security methodology for a cyber-physical industrial control system testbed," *IEEE Access*, 2021.
- [19] Hammad, Eman and Ezeme, Mellitus et al., "Implementation and development of an offline co-simulation testbed for studies of power systems cyber security and control verification," *JEPE*, 2019.
- [20] Thurner, L. et al., "pandapower — An Open-Source Python Tool for Convenient Modeling, Analysis, and Optimization of Electric Power Systems," *IEEE Transactions on Power Systems*, 2018.
- [21] Peuster, M. et al., "MeDICINE: Rapid Prototyping of Production-Ready Network Services in Multi-PoP Environments," in *NFV-SDN*, 2016.
- [22] Niehaus, Fabian et al., "A Modern ICT Network Simulator for Co-Simulations in Smart Grid Applications," in *International Conference on Cyber Warfare and Security*, 2022.
- [23] Sen, Ömer et al., "On specification-based cyber-attack detection in smart grids," *Energy Informatics*, 2022.
- [24] Hacker, Immanuel et al., "A framework to evaluate multi-use flexibility concepts simultaneously in a co-simulation environment and a cyber-physical laboratory," in *CIREN*, 2021.