

# Convolutional Neural Networks and Mixture of Experts for Intrusion Detection in 5G Networks and beyond

Loukas Ilias, George Doukas, Vangelis Lamprou, Christos Ntanos, Dimitris Askounis

**Abstract**—The advent of 6G/NextG networks comes along with a series of benefits, including extreme capacity, reliability, and efficiency. However, these networks may become vulnerable to new security threats. Therefore, 6G/NextG networks must be equipped with advanced Artificial Intelligence algorithms, in order to evade these attacks. Existing studies on the intrusion detection task rely on the train of shallow machine learning classifiers, including Logistic Regression, Decision Trees, and so on, yielding suboptimal performance. Others are based on deep neural networks consisting of static components, which are not conditional on the input. This limits their representation power and efficiency. To resolve these issues, we present the first study integrating Mixture of Experts (MoE) for identifying malicious traffic. Specifically, we use network traffic data and convert the 1D array of features into a 2D matrix. Next, we pass this matrix through convolutional neural network (CNN) layers followed by batch normalization and max pooling layers. After obtaining the representation vector via the CNN layers, a sparsely gated MoE layer is used. This layer consists of a set of experts (dense layers) and a router, where the router assigns weights to the output of each expert. Sparsity is achieved by choosing the most relevant experts of the total ones. Finally, we perform a series of ablation experiments to prove the effectiveness of our proposed model. Experiments are conducted on the 5G-NIDD dataset, a network intrusion detection dataset generated from a real 5G test network. Results show that our introduced approach reaches weighted F1-score up to 99.95% achieving comparable performance to existing approaches. Findings also show that our proposed model achieves multiple advantages over state-of-the-art approaches.

**Index Terms**—5G/6G networks, intrusion detection, deep learning, Convolutional Neural Networks, Mixture of Experts

## I. INTRODUCTION

Fifth generation (5G) networks have found applications in several domains, including autonomous vehicles, smart factories, smart cities, healthcare, and so on, due to their significant improvements in latency, throughput, and bandwidth [1]. Although, the potential of 5G networks has not fully investigated, both academy and industries have moved their interest towards 6G networks [2]. At

The authors are with the Decision Support Systems Laboratory, School of Electrical and Computer Engineering, National Technical University of Athens, 15780 Athens, Greece (e-mail: lilias@epu.ntua.gr; gdoukas@epu.ntua.gr; vlamprou@epu.ntua.gr; cntanos@epu.ntua.gr; askous@epu.ntua.gr).

the same time, several projects are funded under the Smart Networks and Services Joint Undertaking (SNS JU)<sup>1</sup> and Horizon 2020 programme [3], in order to facilitate the transition to 6G networks. As new requirements arise in the context of 6G networks, including latency, mobility, peak data rate, spectrum efficiency, area traffic capacity, and network energy efficiency, it must be noted that new attackers also arise [4]. Since, these attackers come with advanced characteristics, intelligent threat mitigation systems will be needed. In this context, Artificial Intelligence (AI) can play a pivotal role in protecting 6G networks from attacks, leading to the creation of robust systems.

Existing studies train shallow machine learning classifiers, obtaining in this manner suboptimal performance. Recently, existing studies have moved their interests in converting network traffic data or packet-level data into images and then training convolutional neural networks (CNNs), pretrained CNNs (AlexNet, VGG19, ResNet), RNNs (LSTMs, BiLSTMs), and after that employing fully-connected layers being responsible for classification. However, these approaches depend on dense layers being responsible for doing everything. Network parameters are fixed during training, while inference is performed in a static manner, demanding in this way computational resources and increasing both training and inference time. On the contrary, literature review suggests that models conditioned on the input [5] enjoy a series of benefits, including efficiency, representation power, adaptiveness, compatibility. This is attributable to the fact that these models selectively activate model components. Mixture of Experts belong to the category of the input-conditional computation models. Specifically, MoE were originally proposed in [6] and since then they have found applications in a series of domains [7]–[9].

To address the aforementioned limitations, we present the first study integrating MoE layers into a deep neural network in the task of intrusion detection in 5G networks. Specifically, we use network traffic data consisting of a feature set, which corresponds to a 1D array. We reshape this array into a matrix, which is then given as input to CNN, max-pooling, and batch normalization layers. After this, we use a sparsely-gated MoE layer [9],

<sup>1</sup><https://smart-networks.europa.eu/>

which applies different subsets of layers (experts) and activates only a selected subset of experts, i.e., the  $k$  most relevant ones, during each forward pass. Experiments are performed on the 5G-NIDD dataset [10], which contains 8 types of attacks. Results demonstrate that the proposed method achieves notable benefits over state-of-the-art approaches.

Our main contributions can be summarized as follows:

- To the best of our knowledge, this is the first study employing sparse MoE layers in the intrusion detection task.
- We perform a series of ablation experiments to investigate the effectiveness of the proposed architecture.

The rest of this paper is organized as follows: Section II presents the existing studies on the intrusion detection task. Section III presents the dataset used for conducting our experiments. Section IV presents the proposed methodology. Section V presents the experimental setup, results, and the ablation experiments. Finally, Section VI presents some concluding remarks, limitations, and ideas for future work.

## II. RELATED WORK

### A. Traditional Machine Learning Algorithms

Kasongo and Sun [11] trained traditional machine learning algorithms using the UNSW-NB15 dataset. The authors employed XGBoost for selecting the most important features and then they trained Artificial Neural Networks (ANNs), k-Nearest Neighbors (k-NN), Decision Trees (DT), Logistic Regression, and Support Vector Machine (SVM). The authors stated that ANN achieved the highest performance.

In [12], the authors introduced an approach based on feature selection. Specifically, the introduced feature selection strategy is based on the fusion of statistical importance using standard deviation and difference of mean and median. The authors performed their experiments on the NSL-KDD, UNSW-NB15, and CICIDS2017 datasets. The authors compared their introduced feature selection approach with existing approaches, including recursive feature elimination, chi-square, correlation-based feature selection, genetic algorithm, mutual information, Relief-f, and Random Forest. Results showed that the proposed approach outperformed existing ones in all evaluation metrics across all datasets.

### B. Deep Neural Networks - CNNs and RNNs

Hadi et al. [13] presented a multi-tier fusion approach, where several models were trained, including CNNs, GANs, and MLP. Fusion methods, including minimum, maximum, median, sum, and weighted sum, were employed to fuse the outputs of the aforementioned deep

learning models. Experiments were conducted on three datasets, including 5G-NIDD, and showed promising results.

Farzaneh et al. [14] introduced three transfer learning strategies for detecting DoS attacks. Specifically, the authors utilized a source and a target dataset. In terms of the source dataset, the authors utilized the dataset introduced in [15], which consists of eight types of DDoS attacks. Regarding the target dataset, the authors utilized the 5G-NIDD dataset. The authors employed CNNs, ResNet, Inception, and BiLSTM. Transfer learning strategies, including freezing some layers and removing the last layer, were employed. Findings showed that the BiLSTM model achieved the best evaluation results.

Sadhvani et al. [16] used the 5G-NIDD dataset to conduct their experiments. The authors employed variance and correlation reduction followed by a filter-based feature selection approach, namely F1-score, to reduce the dimensionality of the input feature set, keeping at the same time the most informative features. The authors trained and tested a series of shallow machine learning classifiers, including kNN, Naive Bayes, DT, and Random Forest (RF), and deep learning models, including MLP, CNN, LSTM, and CNN-LSTM models. Results showed that CNN-LSTM yielded the highest performance.

A different approach was introduced by [17], where the authors focused their study on the sequential nature of packets in a network flow. A set of features corresponding to header data was extracted. Next, the authors trained a deep learning model consisting of an LSTM (or GRU) layer followed by an attention mechanism. Experiments were conducted on CICIDS2017 and 5G-NIDD datasets. Results showed that GRU coupled with an attention layer yielded the highest performance in terms of the CICIDS2017 dataset, while LSTM with attention obtained the best results in terms of the 5G-NIDD dataset.

In [18], experiments were performed on CICIDS2017/2018 and UNSW-NB15 datasets. After applying preprocessing techniques and selecting the most relevant features by employing a Decision Tree classifier in combination with Mahalanobis Distance-based Oversampling method, the authors converted data into images. Their proposed approach includes a MobileNet in conjunction with an SVM classifier. As baselines, the authors used VGG16, VGG19, EfficientNet, and InceptionNet. Results showed the strength of the proposed methodology.

A different approach was introduced by [19], where the authors removed socket features and proposed an RNN-based autoencoder. Experiments were performed on the CICDDoS2019 dataset [20]. Results demonstrated the effectiveness of the proposed method.

Agrafiotis et al. [21] presented a toolkit for converting packets into images. LSTM autoencoders were trained for the generation of embeddings followed by a fully-connected layer for classification. Experiments on 5G-NIDD showed that the model can achieve promising results.

An image-based method, namely MAGNETO, was introduced by [22]. After transforming data into images, the authors trained Generative Adversarial Networks (GANs) for creating new images and thus augmenting the training set. Finally, CNNs were trained on four datasets, namely KDDCUP99<sup>2</sup>, UNSW-NB15, CICS2017, and AAGM17<sup>3</sup>.

Computer vision approaches were also introduced by [23]. Specifically, the authors presented a method used directly on packet-level. A set of features was extracted per packet. After designing the 2D matrix, the authors employed computer vision deep learning models, including Inception, Xception, EfficientNet, MobileNet, DenseNet, ResNet, and a customized CNN. Results showed that the customized CNN yielded the highest results.

Zhang et al. [24] introduced a method based on SMOTE and Gaussian Mixture Models for dealing with data imbalance. Finally, the authors trained a deep learning model consisting of CNN layers. The authors compared their method with five class imbalanced processing techniques, including ROS, SMOTE, ADASYN, replacing GMM with RUS and k-means. Results showed that the proposed approach outperformed existing ones.

### C. Unsupervised Learning

A contrastive learning approach was proposed by [25]. Specifically, the authors used the 5G-NIDD dataset and an IoT dataset [26]. Next, the authors used both statistical and original (IP, TCP, UDP, payload) features of packets. After that, the authors employed an unsupervised method based on autoencoders, which use contrastive learning. An innovative loss was proposed, which integrates both reconstruction and contrastive loss. Results showed that the proposed approach yielded similar results to existing ones.

An unsupervised learning approach was introduced by [27]. Specifically, the authors used an autoencoder and passed the latent representation vector through a Gaussian Mixture Model. The authors performed their experiments on the CICS2017 dataset. Results showed the strength of the proposed approach.

The study in [28] proposed an approach incorporating an one-dimensional convolutional autoencoder and an one-class support vector machine. Experiments were

performed on NSL-KDD and UNSW-NB15 datasets. Findings showed the potential of the proposed approach for the design of an effective intrusion detection system.

### D. Related Work Review Findings

Existing studies rely on training traditional machine learning classifiers, thus obtaining suboptimal performance. Image-based methods are employed in conjunction with the development of customized CNNs, pre-trained CNNs on the vision domain (AlexNet, Inception, VGG16), and RNNs. However, these methods are fixed during training, perform inference in a static manner, demanding in this way significant computational resources while also increasing training and inference time.

Our study is different from existing research initiatives, since we present the first study using sparsely gated MoE layers, where only a subset of experts is activated during each forward pass. Additionally, instead of aggregating the outputs from all experts, sparsely gated MoE layers keep only the  $k$  relevant experts.

## III. DATASET

We use the 5G-NIDD dataset to conduct our experiments [10]. This dataset has been collected using the 5G Test Network (5GTN)<sup>4</sup>. It contains both pcap files and network traffic data. Contrary to existing datasets, benign traffic have been generated by employing real mobile devices attached to the 5GTN. The advantage of this dataset over existing ones is related to the fact that it contains features existing in 5G network flows. Existing data, including the UNSW-NB15 [29] or CICS2017/2018 [30], [31], include limitations, since they have been collected in the past in the absence of the technological evolutions. Also, UNSW-NB15 dataset exploits a synthetic environment for generation of attacks.

Data of 5G-NIDD are extracted from two base stations. The authors in [10] have made available a csv file, which corresponds to the combined dataset, consisting of network flow data. 5G-NIDD dataset contains two attack categories, namely DoS/DDoS and Port Scan attacks. In terms of the DoS/DDoS attacks, the following types are included: ICPM flood, UDP flood, SYN flood, HTTP flood, and Slow rate DoS. Regarding the Port Scan attack, the following types are included: SYN Scan, TCP Connect Scan, and UDP Scan.

## IV. METHODOLOGY

Our proposed architecture is illustrated in Figures 1 and 2. Below, we explain in detail each component of our proposed architecture.

<sup>2</sup><https://kdd.ics.uci.edu/databases/kddcup99/kddcup99.html>

<sup>3</sup><https://www.unb.ca/cic/datasets/android-adware.html>

<sup>4</sup><https://5gtmf.fi/>

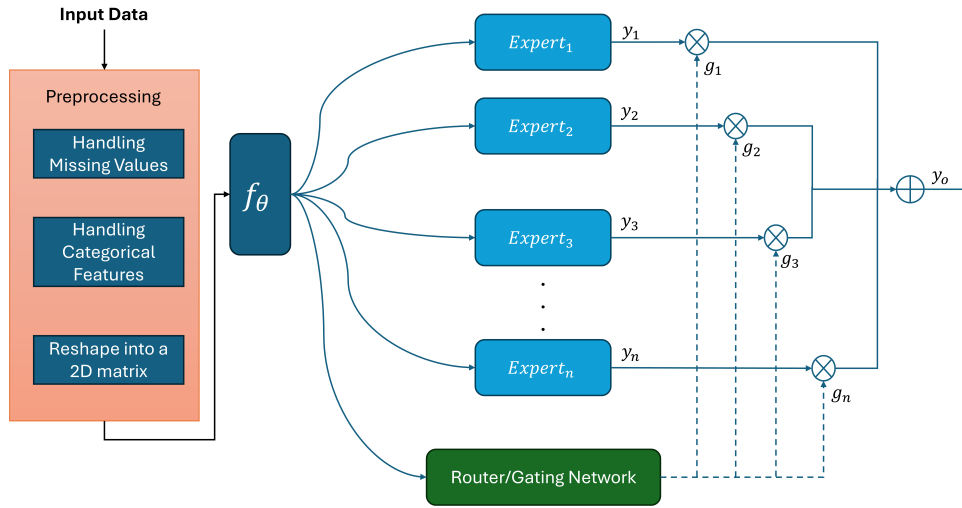
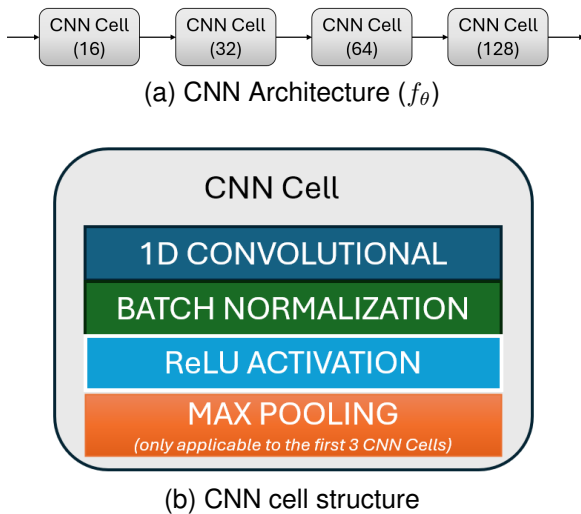


Fig. 1. Proposed Methodology

Fig. 2. Description of  $f_\theta$ 

### A. Preprocessing

1) *Handling Missing Values:* Several methods have been used for imputing missing values. For instance, the study in [16] drops some columns, while some missing values are imputed using the mean of the respective columns. However, dropping columns results in loss of information. In [32], the authors impute missing data using median or zero.

In this study, missing values in numerical features are imputed using the mean value per class, while categorical features are imputed with the most frequent value per class.

2) *Designing the feature set:* In Table I, we describe the features used in our experiments. To normalize numerical features, Min-Max Scaling is applied, ensuring values fall between 0 and 1. Categorical features are one-hot encoded, excluding the first level to avoid redundancy.

In total, we use 78 features. This 1D array is transformed into a 2D matrix, i.e.,  $6 \times 13$ , and is given as input to CNN layers, which are described in detail in the next section.

### B. Convolutional Neural Networks

We design a convolutional neural network architecture to obtain a representation vector from input  $X$ . The CNN component of our methodology is illustrated in Fig. 2a. As one can observe, we place 4 CNN cell in a row with 16, 32, 64, and 128 filters respectively. Kernel size and padding are set equal to 3 and 1 respectively.

The structure of the CNN cell is illustrated in Fig. 2b. Specifically, each CNN cell, except for the final one with 128 filters) consists of an 1D Convolutional, Batch normalization, ReLU activation, and Max-Pooling layer. The final CNN cell does not include a max pooling layer. In terms of the max pooling layer, we set both kernel size and stride equal to 2.

Let the output of this model's component be  $x = f_\theta(X) \in \mathbb{R}^d$ , where  $d = 128$ .

### C. Sparse Mixture of Experts

In this section, we describe the sparsely-gated MoE layer. Specifically, this layer consists of  $n$  experts and

TABLE I  
DESCRIPTION OF FEATURES

Features	Description	Type	No. of features after preprocessing
Seq	Sequence Number	Numerical	1
Dur	Duration	Numerical	1
RunTime	Run Time	Numerical	1
Mean	Mean Value	Numerical	1
Sum	Sum Value	Numerical	1
Min	Minimum Value	Numerical	1
Max	Maximum Value	Numerical	1
Proto	Protocol Type	Categorical	7
sTos	Type of Service values	Numerical	1
dTos		Numerical	1
sDSb	Source and Destination	Categorical	11
dDSb	Behavioral Flags	Categorical	5
sTtl	Time-to-Live values for source and destination	Numerical	1
dTtl		Numerical	1
sHops	Number of hops taken by packets from source to destination	Numerical	1
dHops		Numerical	1
Cause	Cause code	Categorical	2
TotPkts	Total Packets	Numerical	1
SrcPkts	Source Packets	Numerical	1
DstPkts	Destination Packets	Numerical	1
TotBytes	Total Bytes	Numerical	1
SrcBytes	Source Bytes	Numerical	1
DstBytes	Destination Bytes	Numerical	1
Offset	Offset Value	Numerical	1
sMeanPktSz	Source Mean Packet Size	Numerical	1
dMeanPktSz	Destination Mean Packet Size	Numerical	1
Load	Load Value	Numerical	1
SrcLoad	Source Load	Numerical	1
DstLoad	Destination Load	Numerical	1
Loss	Total Loss	Numerical	1
SrcLoss	Source Loss	Numerical	1
DstLoss	Destination Loss	Numerical	1
pLoss	Packet Loss	Numerical	1
SrcGap	Time Gaps	Numerical	1
DstGap		Numerical	1
Rate	Transmission Rates	Numerical	1
SrcRate		Numerical	1
DstRate		Numerical	1
State	State Information	Categorical	10
SrcWin	TCP Window Sizes	Numerical	1
DstWin		Numerical	1
sVid	VLAN IDs	Numerical	1
dVid		Numerical	1
SrcTCPBase	TCP Base Values	Numerical	1
DstTCPBase		Numerical	1
TcpRtt	TCP Round Trip-Time	Numerical	1
SynAck	Specific Packet Types	Numerical	1
AckDat		Numerical	1
<b>Total</b>	-	-	<b>78</b>

a router/gating network. The aim of the router is to determine the important experts per input data.

Eq. 1 shows the output of the MoE layer, denoted as  $y_o$ .  $y_i$  denotes the output of each expert, while  $g_i$  indicates the weight assigned by the router to each expert's output  $y_i$ . Each expert consists of a deep neural network with a hidden layer of 16 units.

$$y_o = \sum_{i=1}^n g_i(x) y_i(x) \quad (1)$$

Equations 2-4 describe the sparsity mechanism and the addition of noise. Specifically,  $TopK(\cdot, k)$  function

selects the  $k$  most relevant experts by setting the output vectors at their original values and setting all the other values to  $-\infty$ . Values of  $-\infty$  become close to zero after applying a *softmax* function. The addition of noise term, denoted as  $R_{noise}$  facilitates load balancing among experts (see below  $L_{load}$ ) and enhances the stability of MoE training.

$$G(\mathbf{x}; \Theta)_i = \text{softmax}(\text{TopK}(g(\mathbf{x}; \Theta) + \mathcal{R}_{noise}, k))_i, \quad (2)$$

, where  $\mathcal{R}_{noise} = \text{StandardNormal}() \cdot \text{Softplus}((x \cdot W_{noise})_i)$

$$\text{TopK}(g(\mathbf{x}; \Theta), k)_i = \begin{cases} g(\mathbf{x}; \Theta)_i, & \text{condition,} \\ -\infty, & \text{otherwise.} \end{cases} \quad (3)$$

, where:

condition : if  $g(\mathbf{x}; \Theta)_i$  is in the top- $k$  elements of  $g(\mathbf{x}; \Theta)$ .  
(4)

For load-balancing purposes and balancing expert utilization, we design two losses based on the study of [9].

- $\mathcal{L}_{importance}$ : [9] observe that large weights are assigned to specific experts by the router. To address this issue and ensure uniform routing weights across all experts, the authors in [9] design the following loss function. This loss aims at equal importance across all experts.

$$\mathcal{L}_{importance} = w_{importance} \cdot CV(Importance(X))^2 \quad (5)$$

, where  $X$  is the batch of features,  $CV(\cdot) = \frac{Std(\cdot)}{Mean(\cdot)}$  and  $Importance(\cdot)$  is given by the equation below:

$$Importance(X) = \sum_{x \in X} G(x) \quad (6)$$

- $\mathcal{L}_{load}$ : [9] design the following loss function, in order to ensure that all experts receive equal number of training instances.

$$P(x, i) = \Phi \left( \frac{(x \cdot W_g)_i - kth\_excluding(H(x), k, i)}{Softplus((x \cdot W_{noise})_i)} \right) \quad (7)$$

, where  $\Phi$  is the cumulative distribution function of the standard normal distribution.

$$Load(X)_i = \sum_{x \in X} P(x, i) \quad (8)$$

, where  $Load(X)_i$  is the load of the  $i$ th expert.

$$\mathcal{L}_{load}(X) = w_{load} \cdot CV(Load(X))^2 \quad (9)$$

#### D. Loss Function

We minimize the following loss function:

$$\mathcal{L} = \mathcal{L}_{cross-entropy} + \alpha \cdot (\mathcal{L}_{importance} + \mathcal{L}_{load}) \quad (10)$$

, where  $\mathcal{L}_{cross-entropy}$  corresponds to the cross-entropy loss function and  $\alpha$  is a hyperparameter denoting the importance we place on these two loss functions.

## V. EXPERIMENTS AND RESULTS

### A. Baselines

- Embeddings & FC (multi-class) [21]: This method trains LSMT autoencoders followed by a fully-connected layer.
- FC Sehan (multi-class) [10]: This method trains a Multilayer Perceptron.
- Customized CNN (N=100) [23]: This method extracts a set of features per packet, converts flows into an image, and trains a CNN followed by ReLU activated fully-connected layers.
- CNN-LSTM (multi-class) [16]: This method trains a deep neural network consisting of CNN, LSTM, and fully-connected layers.
- Fusion Multi-Tier DNN [13]: This method proposes a multi-tier fusion approach, where multiple deep learning models, including MLP, CNNs, and GANs, are trained with the final classification obtained through some combination rules, including maximum, minimum, median, sum, and weighted sum.

### B. Experimental Setup

We use 128 (value of  $n$ ) experts. We keep the 32 (value of  $k$ ) most relevant experts. We set  $\alpha$  of Eq. 10 equal to 0.1. We use a batch size of 1024. We divide the dataset into a train and test set (60-40%) in a stratified manner. We train the models for a maximum of 40 epochs. We use PyTorch [33] for performing our experiments. All experiments are performed on a NVIDIA A100 80GB PCIe GPU.

### C. Evaluation Metrics

Precision, Recall, and F1-score are reported for each class. Accuracy is also reported.

We also report weighted F1-score, since we have used an imbalanced dataset.

### D. Results

Results of our introduced methodology are reported in Table II. Specifically, this table reports the results, i.e., Precision, Recall, and F1-score, per class and the overall Accuracy. We observe that our introduced model achieves F1-score greater than 0.99900 in terms of the Benign, TCP Connect Scan, ICPM flood, and UDP flood classes. Specifically, attacks of ICPM flood and UDP flood are perfectly recognized by our model achieving 1 across all metrics. F1-score greater than (or equal to) 0.99800 (but lower than 0.99900) is yielded in terms of SYN Scan, SYN flood, and HTTP flood. Finally, we observe that our model performs not so well in recognizing UDP Scan and Slow rate DoS reaching F1-score up to 0.99796 and 0.99735 respectively.

TABLE II  
RESULTS OF OUR PROPOSED APPROACH.

Class	Accuracy	Precision	Recall	F1 Score
Benign		0.99996	0.99993	0.99995
SYN Scan		0.99888	0.99713	0.99800
TCP Connect Scan		0.99975	0.99950	0.99963
UDP Scan		0.99702	0.99890	0.99796
ICPM flood	0.99958	1.0	1.0	1.0
UDP flood		1.0	1.0	1.0
SYN flood		0.99846	0.99949	0.99897
HTTP flood		0.99793	0.99922	0.99857
Slow rate DoS		0.99849	0.99621	0.99735

Table III reports results of our method in comparison with state-of-the-art approaches. As one can observe, our proposed model outperforms existing studies in Precision, Recall, and Accuracy by 0.00044-0.00875, 0.00043-0.01577, and 0.00148-0.00835 respectively. Our method outperforms, also, existing studies apart from *Customized CNN (N=100)* [23] in F1-score by 0.01228-0.00194. However, it must be noted that the study of [23] outperforms our study by a small margin of 0.00001. In the case of our study, we also report weighted F1-score, in order to take data imbalance into account. As one can observe, our proposed model reaches weighted F1-score up to 0.99958. Therefore, our study considering conditional-input components enjoys the benefits of lower training and inference time among else and achieves comparable performance to state-of-the-art results.

### E. Ablation Study

In this section, we perform a series of ablation experiments to explore the effectiveness of the proposed architecture. Results of the ablation study are reported in Table IV.

Firstly, we set  $L_{load} = L_{importance} = 0$ . Results showed a decrease in terms of Accuracy by 0.00103. Specifically, F1-scores in terms of the Benign, SYN Scan, UDP Scan, and HTTP flood presented a decrease of 0.00002, 0.0005, 0.00086, and 0.00431 respectively. By setting both losses equal to zero, specific experts receive the most training instances, while larger weights are assigned to specific experts by the router. This fact deteriorates performance of the MoE layer.

Secondly, we remove the MoE layer and use a dense layer instead. To be more specific, the output vector of the CNN layers (128D) is passed through a dense layer consisting of 9 units (output layer). Results showed that Accuracy presented a decrease from 0.99958 to 0.99829. Specifically, F1-score of the Benign, SYN Scan, ICPM flood, SYN flood, HTTP flood, and Slow rate DoS presented a decrease of 0.00003, 0.00069, 0.00216, 0.00026, 0.00532, and 0.01052 respectively.

Finally, we remove both CNN and MoE layers, and train a deep neural network consisting of an input layer

(78 units) and an output layer (9 units). Findings showed that Accuracy was decreased by 0.00802. F1-scores of all the classes, except for SYN Scan, presented a decrease. Specifically, F1-score of Benign, TCP Connect Scan, UDP Scan, ICPM flood, UDP flood, SYN flood, HTTP flood, and Slow rate DoS presented a decrease of 0.00515, 0.00082, 0.00063, 0.00324, 0.00001, 0.0123, 0.02683, and 0.0451 respectively.

Finally, in Fig. 3, we vary the number of experts ( $n$ ) and the number of  $k$  indicating the top experts. On  $x$ -axis,  $(n, k)$  is reported, where  $n$  corresponds to the number of experts, where  $k$  corresponds to the number of the most relevant experts as described in Eq. 3. On  $y$ -axis, Accuracy is reported. As one can easily observe, in most cases by decreasing the number of experts, Accuracy presents also a decrease. Specifically,  $(64, 32)$  corresponds to an Accuracy of 0.99875,  $(64, 16)$  corresponds to an Accuracy of 0.99863,  $(32, 16)$  corresponds to an Accuracy of 0.99881,  $(32, 4)$  corresponds to an Accuracy of 0.99862, and  $(16, 4)$  corresponds to an Accuracy of 0.99834. Therefore, having more experts leads to better performance for our task.

## VI. CONCLUSION AND FUTURE WORK

In this paper, we present the first study utilizing Mixture of Experts in the intrusion detection task. Specifically, we use a publicly available dataset (5G-NIDD), which is generated from a real 5G test network. Input 1D array of features is transformed into a 2D matrix and then is given as input to CNN layers. The representation vector of the CNN layers is passed through the Mixture of Experts layer consisting of experts and a router. Results showed that our proposed model outperforms state-of-the-art results reaching Accuracy and F1-score up to 0.99958 and 0.99894 respectively. Results of an ablation study demonstrated the effectiveness of all the components of our introduced approach.

**Limitations:** Our work includes some limitations. Specifically, we used simple methods for imputing missing values, which may influence the evaluation performance. More advanced methods, including Generative Adversarial Imputation Networks (GAIN) [34], have been proposed throughout the years. Additionally, our study relies on labelled dataset.

**Future Work:** In the future, we aim to use advanced missing value imputation methods and combine self-supervised learning with mixture of experts strategies.

## ACKNOWLEDGMENTS

This work is supported by the Smart Networks and Services Joint Undertaking (SNS JU) under the European Union’s Horizon Europe research and innovation programme under Grant Agreement No 101139198,

TABLE III  
PERFORMANCE COMPARISON AMONG PROPOSED MODELS AND BASELINES.

Architecture	Evaluation metrics				
	Precision	Recall	F1-score	Accuracy	Weighted F1-score
<b>Comparison with state-of-the-art</b>					
<i>Embeddings &amp; FC (multi-class) [21]</i>	0.99019	0.98316	0.98666	0.99123	-
<i>FC Sehan [10]</i>	0.99167	0.98869	0.99017	0.99499	-
<i>Customized CNN (N=100) [23]</i>	-	-	0.99895	-	-
<i>CNN-LSTM (multi-class) [16]</i>	0.99850	0.99850	0.99700	0.99810	-
<i>Fusion Multi-Tier DNN [13]</i>	-	-	-	0.99150	-
<b>Introduced Approach</b>					
	0.99894	0.99893	0.99894	0.99958	0.99958

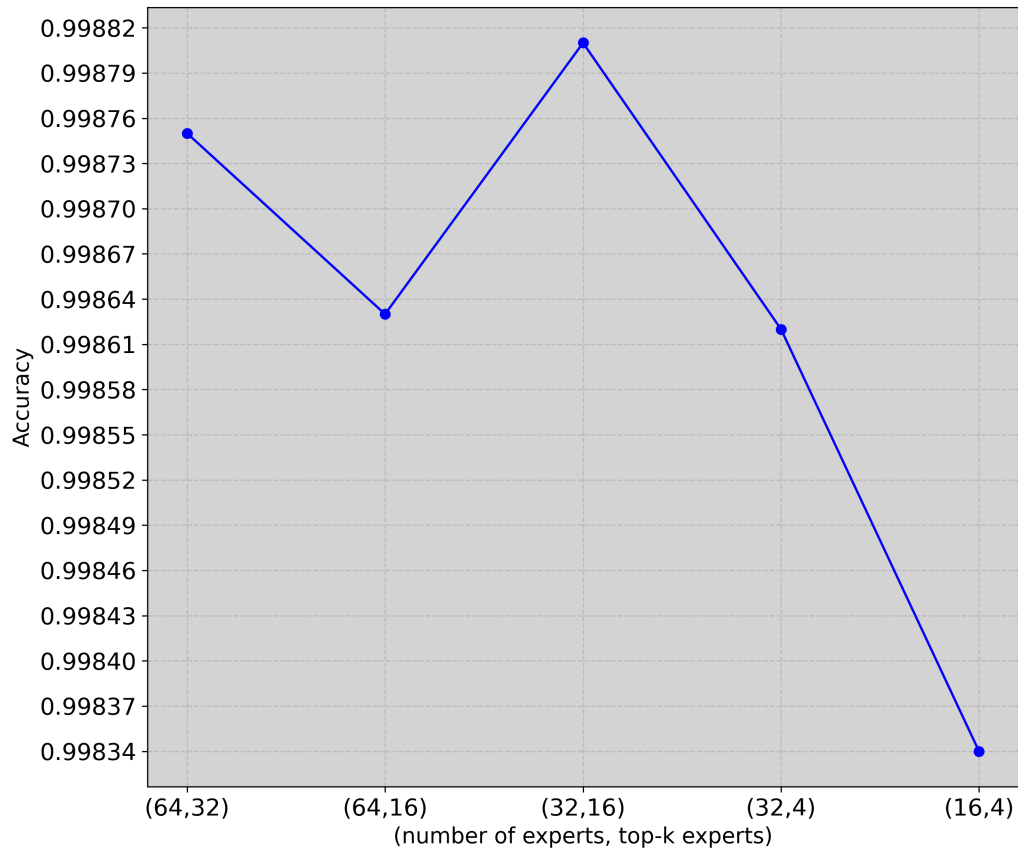


Fig. 3. Ablation Study. Varying the number of experts and top- $k$  experts.



TABLE IV  
ABLATION STUDY.

Architecture	Evaluation metrics			
	Accuracy	Precision	Recall	FI-score
<b>Set importance and load loss to zero</b>				
Benign		0.99996	0.99989	0.99993
SYN Scan		0.99925	0.99576	0.99750
TCP Connect Scan		0.99988	0.99950	0.99969
UDP Scan		0.99484	0.99937	0.99710
ICPM flood	0.99855	1.0	1.0	1.0
UDP flood		1.0	1.0	1.0
SYN flood		0.99846	0.99949	0.99897
HTTP flood		0.99113	0.99741	0.99426
Slow rate DoS		0.99485	0.98311	0.98894
<b>Remove MoE layer</b>				
Benign		0.99996	0.99987	0.99992
SYN Scan		0.99925	0.99538	0.99731
TCP Connect Scan		0.99975	0.99950	0.99963
UDP Scan		0.99452	0.99921	0.99686
ICPM flood	0.99829	0.99569	1.0	0.99784
UDP flood		1.0	1.0	1.0
SYN flood		0.99795	0.99949	0.99871
HTTP flood		0.98819	0.99837	0.99325
Slow rate DoS		0.99658	0.97726	0.98683
<b>Simple input and dense layer</b>				
Benign		0.99996	0.98970	0.99480
SYN Scan		0.99888	0.99738	0.99813
TCP Connect Scan		0.99988	0.99776	0.99881
UDP Scan		0.99639	0.99827	0.99733
ICPM flood	0.99156	0.99355	1.0	0.99676
UDP flood		0.99997	1.0	0.99999
SYN flood		0.97418	0.99949	0.98667
HTTP flood		0.95971	0.98407	0.97174
Slow rate DoS		0.94523	0.95938	0.95225

iTrust6G project. Views and opinions expressed are however those of the author(s) only and do not necessarily reflect those of the European Union or SNS-JU. Neither the European Union nor the granting authority can be held responsible for them.

## REFERENCES

- [1] Walid Saad, Mehdi Bennis, and Mingzhe Chen. A vision of 6g wireless systems: Applications, trends, technologies, and open research problems. *IEEE Network*, 34(3):134–142, 2020.
- [2] Yushan Siriwardhana, Pawani Porambage, Madhusanka Liyanage, and Mika Ylianttila. Ai and 6g security: Opportunities and challenges. In *2021 Joint European Conference on Networks and Communications & 6G Summit (EuCNC/6G Summit)*, pages 616–621, 2021.
- [3] Wei Jiang, Bin Han, Mohammad Asif Habibi, and Hans Dieter Schotten. The road towards 6g: A comprehensive survey. *IEEE Open Journal of the Communications Society*, 2:334–366, 2021.
- [4] Pawani Porambage, Gürkan Gür, Diana Pamela Moya Osorio, Madhusanka Liyanage, Andrei Gurtov, and Mika Ylianttila. The roadmap to 6g security and privacy. *IEEE Open Journal of the Communications Society*, 2:1094–1122, 2021.
- [5] Yizeng Han, Gao Huang, Shiji Song, Le Yang, Honghui Wang, and Yulin Wang. Dynamic neural networks: A survey. *IEEE Transactions on Pattern Analysis and Machine Intelligence*, 44(11):7436–7456, 2022.
- [6] Robert A. Jacobs, Michael I. Jordan, Steven J. Nowlan, and Geoffrey E. Hinton. Adaptive mixtures of local experts. *Neural Computation*, 3(1):79–87, 1991.
- [7] Rahaf Aljundi, Punarjay Chakravarty, and Tinne Tuytelaars. Expert gate: Lifelong learning with a network of experts. In *2017 IEEE Conference on Computer Vision and Pattern Recognition (CVPR)*, pages 7120–7129, 2017.
- [8] Weilin Cai, Juyong Jiang, Fan Wang, Jing Tang, Sunghun Kim, and Jiayi Huang. A survey on mixture of experts, 2024.
- [9] Noam Shazeer, \*Azalia Mirhoseini, \*Krzysztof Maziarz, Andy Davis, Quoc Le, Geoffrey Hinton, and Jeff Dean. Outrageously large neural networks: The sparsely-gated mixture-of-experts layer. In *International Conference on Learning Representations*, 2017.
- [10] Sehan Samarakoon, Yushan Siriwardhana, Pawani Porambage, Madhusanka Liyanage, Sang-Yoon Chang, Jinoh Kim, Jonghyun Kim, and Mika Ylianttila. 5g-nidd: A comprehensive network intrusion detection dataset generated over 5g wireless network. *arXiv preprint arXiv:2212.01298*, 2022.
- [11] Sydney M Kasongo and Yanxia Sun. Performance analysis of intrusion detection systems using a feature selection method on the unsw-nb15 dataset. *Journal of Big Data*, 7(1):105, 2020.
- [12] Ankit Thakkar and Ritika Lohiya. Fusion of statistical importance for feature selection in deep neural network-based intrusion detection system. *Information Fusion*, 90:353–363, 2023.
- [13] Hassan Jalil Hadi, Yue Cao, Sifan Li, Lexi Xu, Yulin Hu, and Mingxin Li. Real-time fusion multi-tier dnn-based collaborative idps with complementary features for secure uav-enabled 6g networks. *Expert Systems with Applications*, 252:124215, 2024.
- [14] Behnam Farzaneh, Nashid Shahriar, Abu Hena Al Muktaadir, Md. Shamim Towhid, and Mohammad Sadegh Khosravani. Dtl-5g: Deep transfer learning-based ddos attack detection in 5g and beyond networks. *Computer Communications*, 228:107927, 2024.
- [15] Md Sajid Khan, Behnam Farzaneh, Nashid Shahriar, and Md Mahibul Hasan. Dos/ddos attack dataset of 5g network slicing, 2023.
- [16] Sapna Sadhwani, Aakar Mathur, Raja Muthalagu, and Pranav M Pawar. 5g-siid: an intelligent hybrid ddos intrusion detector for 5g iot networks. *International Journal of Machine Learning and Cybernetics*, pages 1–21, 2024.
- [17] Taki Eddine Toufik Djaidja, Bouziane Brik, Sidi Mohammed Senouci, Abdelwahab Boualouache, and Yacine Ghamri-Doudane. Early network intrusion detection enabled by attention mechanisms and rnns. *IEEE Transactions on Information Forensics and Security*, 19:7783–7793, 2024.
- [18] Umesh Kumar Lilhore, Surjeet Dalal, and Sarita Simaiya. A cognitive security framework for detecting intrusions in iot and 5g utilizing deep learning. *Computers & Security*, 136:103560, 2024.
- [19] Mahmoud Said Elsayed, Nhien-An Le-Khac, Soumyabrata Dev, and Anca Delia Jurcut. Ddosnet: A deep-learning model for detecting network attacks. In *2020 IEEE 21st International Symposium on "A World of Wireless, Mobile and Multimedia Networks" (WoWMoM)*, pages 391–396, 2020.
- [20] Iman Sharafaldin, Arash Habibi Lashkari, Saqib Hakak, and Ali A. Ghorbani. Developing realistic distributed denial of service (ddos) attack dataset and taxonomy. In *2019 International Carnahan Conference on Security Technology (ICCST)*, pages 1–8, 2019.
- [21] Georgios Agrafiotis, Eftychia Makri, Antonios Lalas, Konstantinos Votis, Dimitrios Tzovaras, and Nikolaos Tsampieris. A deep learning-based malware traffic classifier for 5g networks employing protocol-agnostic and pcap-to-embeddings techniques. In *Proceedings of the 2023 European Interdisciplinary Cybersecurity Conference, EICC '23*, page 193–194, New York, NY, USA, 2023. Association for Computing Machinery.
- [22] Giuseppina Andresini, Annalisa Appice, Luca De Rose, and Donato Malerba. Gan augmentation to deal with imbalance in imaging-based intrusion detection. *Future Generation Computer Systems*, 123:108–127, 2021.
- [23] Emilio Paolini, Luca Valcarengi, Luca Maggiani, and Nicola Andriolli. Real-time network packet classification exploiting computer vision architectures. *IEEE Open Journal of the Communications Society*, 5:1155–1166, 2024.
- [24] Hongpo Zhang, Lulu Huang, Chase Q. Wu, and Zhanbo Li. An effective convolutional neural network based on smote and

- gaussian mixture model for intrusion detection in imbalanced dataset. *Computer Networks*, 177:107315, 2020.
- [25] Lu Yuan, Jiyan Sun, Shangyuan Zhuang, Yinlong Liu, Liru Geng, Jing Zou, Peizhe Xin, Weiqing Huang, and Wei Ma. Manticore: An unsupervised intrusion detection system based on contrastive learning in 5g networks. In *ICASSP 2024 - 2024 IEEE International Conference on Acoustics, Speech and Signal Processing (ICASSP)*, pages 4705–4709, 2024.
- [26] Yisroel Mirsky, Tomer Doitshman, Yuval Elovici, and Asaf Shabtai. Kitsune: an ensemble of autoencoders for online network intrusion detection. *arXiv preprint arXiv:1802.09089*, 2018.
- [27] Emilio Paolini, Luca Valcarengi, Luca Maggiani, and Nicola Andriolli. Real-time clustering based on deep embeddings for threat detection in 6g networks. *IEEE Access*, 11:115827–115835, 2023.
- [28] Adel Binbusayyis and Thavavel Vaiyapuri. Unsupervised deep learning approach for network intrusion detection combining convolutional autoencoder and one-class svm. *Applied Intelligence*, 51(10):7094–7108, 2021.
- [29] Nour Moustafa and Jill Slay. Unsw-nb15: a comprehensive data set for network intrusion detection systems (unsw-nb15 network data set). In *2015 Military Communications and Information Systems Conference (MilCIS)*, pages 1–6, 2015.
- [30] Ranjit Panigrahi and Samarjeet Borah. A detailed analysis of cicids2017 dataset for designing intrusion detection systems. *International Journal of Engineering & Technology*, 7(3.24):479–482, 2018.
- [31] Iman Sharafaldin, Arash Habibi Lashkari, Ali A Ghorbani, et al. Toward generating a new intrusion detection dataset and intrusion traffic characterization. *ICISSp*, 1:108–116, 2018.
- [32] Gurpreet Singh, Keshav Sood, P. Rajalakshmi, Dinh Duc Nha Nguyen, and Yong Xiang. Evaluating federated learning-based intrusion detection scheme for next generation networks. *IEEE Transactions on Network and Service Management*, 21(4):4816–4829, 2024.
- [33] Adam Paszke, Sam Gross, Francisco Massa, Adam Lerer, James Bradbury, Gregory Chanan, Trevor Killeen, Zeming Lin, Natalia Gimelshein, Luca Antiga, Alban Desmaison, Andreas Köpf, Edward Yang, Zach DeVito, Martin Raison, Alykhan Tejani, Sasank Chilamkurthy, Benoit Steiner, Lu Fang, Junjie Bai, and Soumith Chintala. *PyTorch: an imperative style, high-performance deep learning library*. Curran Associates Inc., Red Hook, NY, USA, 2019.
- [34] Jinsung Yoon, James Jordon, and Mihaela van der Schaar. GAIN: Missing data imputation using generative adversarial nets. In Jennifer Dy and Andreas Krause, editors, *Proceedings of the 35th International Conference on Machine Learning*, volume 80 of *Proceedings of Machine Learning Research*, pages 5689–5698. PMLR, 10–15 Jul 2018.