

Human Variability vs. Machine Consistency: A Linguistic Analysis of Texts Generated by Humans and Large Language Models

Sergio E. Zanotto¹, Segun Aroyehun²

¹Department of Linguistics & Cluster of Excellence “The Politics of Inequality”

University of Konstanz

sergio.zanotto@uni-konstanz.de

²Department of Politics and Public Administration

University of Konstanz

segun.aroyehun@uni-konstanz.de

Abstract

The rapid advancements in large language models (LLMs) have significantly improved their ability to generate natural language, making texts generated by LLMs increasingly indistinguishable from human-written texts. Recent research has predominantly focused on using LLMs to classify text as either human-written or machine-generated. In our study, we adopt a different approach by profiling texts spanning four domains based on 250 distinct linguistic features. We select the M4 dataset from the Subtask B of SemEval 2024 Task 8. We automatically calculate various linguistic features with the LFTK tool and additionally measure the average syntactic depth, semantic similarity, and emotional content for each document. We then apply a two-dimensional PCA reduction to all the calculated features. Our analyses reveal significant differences between human-written texts and those generated by LLMs, particularly in the variability of these features, which we find to be considerably higher in human-written texts. This discrepancy is especially evident in text genres with less rigid linguistic style constraints. Our findings indicate that humans write texts that are less cognitively demanding, with higher semantic content, and richer emotional content compared to texts generated by LLMs. These insights underscore the need for incorporating meaningful linguistic features to enhance the understanding of textual outputs of LLMs.

1 Introduction

The rapid advancements in language models have significantly improved their ability to generate natural language, making machine-generated text (MGT) increasingly indistinguishable from human-written text (HWT). This evolution has highlighted the importance of identifying MGT, a task that has attracted substantial attention in the field of Natural Language Processing (NLP). Consequently, numerous competitions and datasets have emerged

to tackle this challenge of Authorship Attribution (AA) (e.g., Seroussi et al., 2011; Ferracane et al., 2017; Sharma et al., 2018; Uchendu et al., 2020).

In this study, we utilize the M4 dataset (Wang et al., 2024b), which includes texts aligned with human writings and generated by five different models: ChatGPT, Cohere, GPT-3.5 (text-davinci-003), BLOOMz-176B (Muennighoff et al., 2023), and Dolly-v2 (Conover et al. (2023)). The prevalent approach in the field involves applying large language models (LLMs) for classification tasks to distinguish between human and machine-generated texts. Despite their state-of-the-art performance, these models often lack explainability from a human perspective.

Our research aims to bridge this gap by examining the linguistic features of aligned texts generated by humans and LLMs using interpretable features, aiming to find specific features that strongly distinguish machine-generated text and human written texts. We profile all texts with the Linguistic Feature Toolkit (LFTK) (Lee and Lee, 2023), extracting 247 linguistic features. Furthermore, we add measures for syntactic depth, semantic distance, and emotional content to complement the linguistic profile of each document.

We calculate the average syntactic depth of each document to examine differences in cognitive demand between documents by using the dependency parser provided by python library Spacy¹. We calculate the mean and standard error for each model, demonstrating that humans tend to employ more shallow syntactic structure in comparison to generative models.

We conduct analysis at the semantic level to examine differences in semantic consistency between documents by performing pairwise sentence comparisons using cosine similarity and a sentence transformer, specifically the paraphrase-MiniLM-

¹<https://spacy.io/models/en>

L6-v2 transformer (Reimers and Gurevych, 2019). We calculate the mean and standard error for each model, demonstrating that humans tend to employ less similar semantic content, despite having on average a richer vocabulary. Thus, humans exhibit a lower type-token ratio compared to LLMs.

Lastly, we investigate the emotionality of the texts to examine differences in the emotional content between documents, hypothesizing that human texts contain a higher degree of emotional expression than machine-generated texts (MGT). Our hypothesis is confirmed, particularly in the presence of negative emotions such as anger, which are more prevalent in human texts.

To better understand the distribution of features for different documents, we finally apply a two-dimensional principal component analysis (PCA) reduction. Results show differences between texts generated by humans and LLMs, especially on the high variability existing in-between human written texts.

Using a logistic classifier on our corpus, we demonstrate that it is possible to achieve high accuracy (0.82) with human-explainable features. Furthermore, we identify the features that most influence our model’s decision for each type of text.

Our main contributions are: (i) we provide an analysis of linguistics components’ differences between human-written texts (HWT) and machine-generated texts (MGT) considering different domains, such as informal online discourse (Reddit) and formal and general knowledge (Wikipedia), (ii) we provide a more systematic analysis by adding multiple features, such as semantic similarity and emotionality, and (iii) we examine differences between texts written by humans and those generated by very recent large language models, such as Cohere and ChatGPT.

2 Related Work

Scholars have explored various approaches to tackle the challenge of distinguishing between human-written and machine-generated texts. This task, often referred to as Authorship Attribution (AA), involves detecting whether a text is produced by a human or a generative language model, or attributing authorship among different models.

The attribution of authorship to a text carries significant social relevance, especially in areas such as fake news detection (Kumarage et al., 2023; Jawahar et al., 2020). The need for explainabil-

ity becomes particularly important when engaging with a broad audience of non-experts, who may not have the means to access or comprehend detection models (Gehrmann et al., 2019). As a result, numerous studies have focused on identifying human-explainable features that can differentiate between machine-generated (MGT) and human-written text (HWT) (e.g., Dugan et al., 2023; Guo et al., 2023; Kumarage et al., 2023; Uchendu et al., 2020). To achieve this, researchers have employed diverse analytical approaches, including stylometric analysis (Kumarage et al., 2023; Ma et al., 2023), qualitative assessments (Guo et al., 2023; Gehrmann et al., 2019), and linguistic feature analysis (Wang et al., 2024b; Uchendu et al., 2020; Ferracane et al., 2017), to diverse corpora, contexts, and generation tasks.

Moreover, classical machine learning algorithms, such as logistic regression, have been employed to train models on bag-of-words features to differentiate between HWT and MGT (Solaiman et al., 2019; Ippolito et al., 2020). Other traditional methods leverage explainable features, including POS-tags (Ferracane et al., 2017), topic modeling (Seroussi et al., 2014), and LIWC (Linguistic Inquiry and Word Count) features to provide deeper insights into the characteristics of MGT (Uchendu et al., 2020; Li et al., 2014).

With the advent of Large Language Models (LLMs), detection mechanisms have evolved. Fine-tuned models such as RoBERTa have achieved state-of-the-art performance in many tasks (Crothers et al., 2023; Jawahar et al., 2020). More recently, zero-shot and few-shot models based on large datasets of HWT and MGT have emerged, offering improved detection capabilities (Mitchell et al., 2023).

3 Data

We use the dataset from Subtask B of SemEval 2024 Task 8 (Wang et al., 2024a) for our study due to its alignment between HWT and MGT from five different LLMs: ChatGPT, Cohere, GPT-3.5 (text-davinci-003), BLOOMz-176B and Dolly-v2. We focus on the subset of the dataset containing texts written in the English language. The corpus comprises a total of 71,027 texts, with approximately 3,000 texts per model and human author in each domain. The domains in the corpus include: formal and general knowledge (Wikipedia), instructional content (Wikihow), formal and scien-

tific writing (Arxiv), and informal (conversational) online discourse (Reddit). The machine-generated texts were produced using prompts specifically crafted to align with the content and style of each domain. Each prompt is designed to elicit contextually relevant responses, such as generating a Wikipedia article given its title or writing an abstract for a scientific article based on a given title. In this setting, the outputs of the LLMs are thematically aligned with the corresponding human-written texts, facilitating direct comparisons. The dataset is curated by filtering incoherent or irrelevant outputs, resulting in a high-quality resource that reflect diverse writing styles thus allowing for evaluation of alignment between human and machine-generated texts.

4 Methodology

We employ the LFTK tool (Lee and Lee, 2023) to profile each text for linguistic features. Additionally, we calculate syntactic depth, semantic distance, and emotionality to examine differences in cognitive demand, semantic consistency, and emotional content, respectively. We apply a two-dimensional PCA reduction to the features in order to examine differences between humans and language models. Finally, we use a logistic classifier on all calculated features to identify the author of a given text using explainable features. All codes will be released in the camera-ready version due to anonymity reasons.

4.1 Features Collection

We present here in detail the linguistic features that we calculate for profiling the human-written (HWT) and machine-generated texts (MGT).

LFTK’s features: LFTK’s features are 247 features measured using the "LFTK" (linguistic feature toolkit) (Lee and Lee, 2023). These features are grouped into the following categories: surface, lexico-semantics, discourse and syntax².

Syntactic Depth: Syntactic Depth is calculated using the dependency parser in SpaCy "en_core_web_sm". This feature is included to describe potential differences between HWT and MGT in terms of cognitive demand (Hagoort et al., 1999).

Semantic Distance: Semantic Distance is calculated using sentence embeddings derived from the

Sentence Transformer model "paraphrase-MiniLM-L6-v2". We calculate the cosine similarity in pairwise sentence comparisons and averaged the distance for each document. This feature describes the semantic content of a text in terms of consistency, as in Beaty and Johnson (2021).

Emotionality: Emotional content is calculated using the NRC Emotion Intensity Lexicon (Mohammad and Turney, 2013). The lexicon includes 8 different emotions: anger, disgust, fear, sadness, joy, anticipation, surprise, trust. We consider anger, fear and sadness as negative emotions, while we take joy as the only representative positive emotion in the lexicon following Aroyehun et al. (2023). This feature helps to describe potential differences in emotional content between HWT and MGT, as in Guo et al. (2023).

4.2 Analysis

In our analysis, we examine a comprehensive set of 250 linguistic features across the texts generated by LLMs and those written by humans. First, we analyze the basic textual property, the length of the texts.

Next, we dive into specific features that have theoretical relevance as meaningful indicators of textual differences. These include the number of unique words, the average syntactic depth, the semantic distance, and the emotional content of the documents. We calculate these features for each LLMs and the human-written texts, and report the average values. We assess the significance of differences in features between humans and LLMs using the Kruskal-Wallis test (McKight and Najab, 2010). To further explore pairwise differences, we applied Dunn’s test for multiple comparisons (Dinno, 2015).

To further understand the variability within and between the text sources, we conduct two additional analyses. First, we calculate the variance in the previously mentioned features for each model and the human-written texts, and visualize the results. This allows us to compare the spread of the feature values, providing insights into the cognitive and stylistic differences. Second, we perform a two-dimensional Principal Component Analysis (PCA) on the full set of 250 linguistic features. This dimensionality reduction technique allows us to visualize the overall separation between the text sources in a lower-dimensional space. We then quantify the variability within and between the machine and human-written text clusters.

²A detailed list of the LFTK’s features can be found at <https://github.com/brucewlee/lftk>

Finally, we train a logistic classifier on the full set of linguistic features, following the same-generator, same-domain evaluation protocol as in the SemEval 2024 Task 8 Subtask B (Wang et al., 2024b). This allows us to assess the predictive power of the linguistic features in distinguishing between machine-generated and human-written texts.

5 Results

The analysis of the corpus reveals significant differences in text length between human-written (HWT) and machine-generated texts (MGT), with humans generally producing longer texts. As shown in Table 1, humans tend to write nearly twice as many words as the models. Consequently, features such as the number of sentences, words, characters, and stop-words are substantially higher in human-written texts.

Model	Tokens per Document
bloomz	187.31
chatGPT	412.03
cohere	316.83
davinci	389.24
dolly	373.97
human	706.16

Table 1: Mean Tokens per Document for LLMs and Humans

We assess the number of unique words used by humans and LLMs, showing a broader vocabulary and greater variability among human authors. MGT, on the other hand, are more concise and consistent (See Figure 6 and Figure 7 in Appendix).

Despite the difference in text length, humans score significantly lower in syntactic depth compared to LLMs, as illustrated in Figure 1. Literature on the cognitive demands of syntactic structures suggests that humans prefer less complex sentences to manage cognitive load (Hagoort et al., 1999). The variability in the number of unique words among HWT is linked to their low semantic similarity, as shown in Figure 2. However, this does not fully account for the consistency observed in HWT, where measurements of variability in Figure 8 in the Appendix indicates that humans generate more meaningful and diverse content consistently.

A similar trend is observed in the analysis of emotional content in Figure 3, where HWT exhibit higher emotionality, especially negative emo-

tions, as can be seen in Figure 4. These findings align with prior research suggesting that MGT often show a narrower spectrum of emotions, downplaying negative emotions (Guo et al., 2023).

Table 2 shows the statistically significant differences in features between LLMs and between humans and LLMs, as confirmed by the Kruskal-Wallis test. Additionally, Table 4 in the Appendix provides pairwise comparisons between LLMs and humans, conducted using Dunn’s test. For example, we observe how ChatGPT and davinci score similarly in Unique Words. This similarity is likely attributable to their shared origin from the same provider (OpenAI) and their close proximity in model versions.

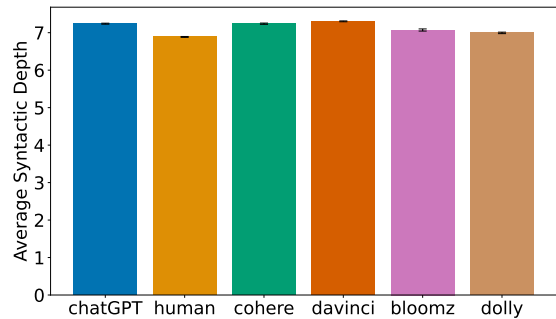


Figure 1: Average Syntactic Depth for LLMs and Humans

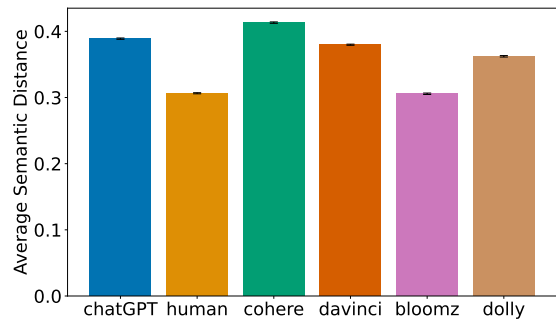


Figure 2: Semantic Distance pair-wise Sentence comparison for LLMs and Humans

Feature	H-statistic	p-value
Semantic Distance	8548.76	<0.001
Unique Words	11575.71	<0.001
Syntactic Depth	1246.65	<0.001
Average Emotion	2402.78	<0.001

Table 2: Kruskal-Wallis Test Results

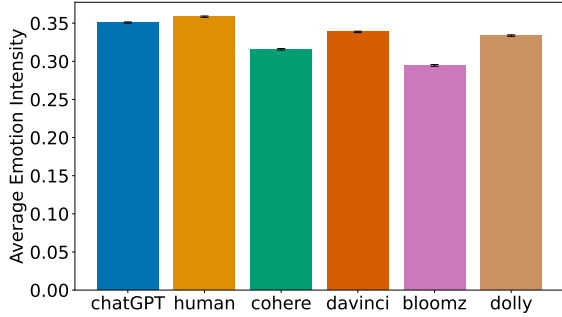


Figure 3: Average Emotion Intensity for LLMs and Humans

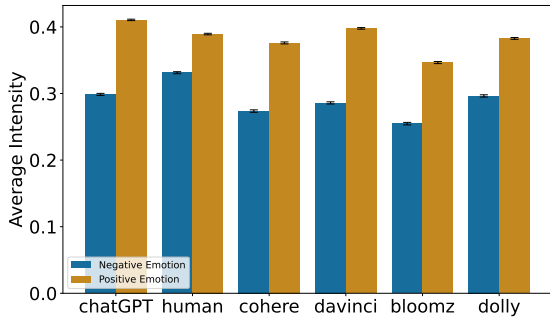


Figure 4: Average Negative and Positive Emotions for LLMs and Humans

Figure 5 shows the PCA results for all linguistic features. The LLMs are difficult to distinguish because they show very similar scores across various linguistic features. Component 1 explains 18.82% of the variance in the data, while Component 2 explains 8.92%. The variability in texts is calculated by measuring the distance from their centroids in the two-dimensional PCA space. Table 3 indicates that HWT show highly diverse linguistic profiles, particularly across different domains with specific stylistic constraints (Biber and Conrad, 2019). Humans exhibit greater linguistic variation in domains where the constraints on language use are less rigid, such as Wikipedia or Reddit. In contrast, humans score more similarly to the LLMs in domains with stricter linguistic constraints, such as ArXiv.

While the performance of the logistic classifier did not reach that of other models reported in Wang et al. (2024b), it still achieved an accuracy of 0.87 (See Table 6 in the Appendix). Additionally, as shown in Table 7 in the Appendix, the logistic classifier’s explainable features indicate that the number of words and unique words are the most prominent variables for predicting HWT, achieving a prediction accuracy of 93%.

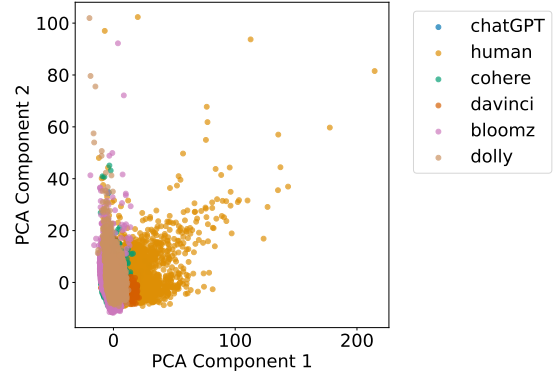


Figure 5: Component Reduction of Text Features for LLMs and Humans

Model	WikiHow	Wikipedia	Reddit	arXiv
chatGPT	17.71	4.72	7.70	1.64
human	167.20	296.75	50.67	4.70
cohere	13.35	16.71	12.65	4.30
davinci	23.66	6.47	6.60	4.19
bloomz	25.00	25.66	14.23	9.74
dolly	33.69	34.57	12.94	9.10

Table 3: Variability of PCA scores by Domain for LLMs and Humans

6 Discussion

Our analysis of linguistic features highlights differences between human-written (HWT) and machine-generated texts (MGT) in the target corpus. The first distinction is the length of the texts: humans tend to write longer and more varied texts, whereas LLMs produce shorter and more structured content (Abdalla et al., 2023; Barrot, 2023). Moreover, our PCA analysis shows that human-written texts exhibit greater variability depending on the context and domain (Guo et al., 2023). This suggests a strong influence of individual style where linguistic constraints are flexible, raising questions about the homogenization of linguistic features when generated by LLMs that are extremely more consistent than humans (Guo et al., 2023).

Despite these individual differences, humans score lower in syntactic depth compared to LLMs. This reflects the cognitive demands that humans experience when constructing sentences (Hagoort et al., 1999). While LLMs can emulate HWT effectively, they do not face the same cognitive constraints and thus tend to produce more syntactically complex sentences.

Furthermore, humans exhibit a richer vocabulary than LLMs (Wang et al., 2024b; Guo et al., 2023),

aligning with our semantic similarity results. HWT contain richer semantic content and show greater consistency in meaning than LLMs. Additionally, HWT are richer in emotional content, particularly negative emotions (Guo et al., 2023). This suggests that the training procedure of LLMs such as through alignment may have led to the reduction of negative emotional expressions, in a bid to make LLMs more helpful and less harmful.

Finally, the classification task indicates that we can reach good performances in identifying the authorship of texts with a logistic classifier trained solely on linguistic features. Our feature analysis reveals that the logistic classifier often relies on different features to classify HWT and MGT (Refer to Section 10.1 in the Appendix). Indeed, humans tend to be less consistent and formal in structuring texts than LLMs (Abdalla et al., 2023; Barrot, 2023; Guo et al., 2023). For example, an analysis of the features driving our logistic classification shows the top features in classifying HWT to be number of unique words and number of unique adverbs. In contrast, the classification of texts generated by many LLMs rely on number of spaces or reading time. Despite the qualitative nature of this analysis, our findings underscore the necessity for developing more human-explainable detection tools to better understand and identify outputs of LLMs.

7 Conclusion and Future Work

In our analysis of linguistic components of aligned human-written (HWT) and machine-generated texts (MGT), we identified several key differences that characterize our target corpus. We show that humans show extremely varied linguistic profiles whenever the linguistic domain imposes less rigid constraints, whereas LLMs vary sensitively less in this regard. We show that human texts are richer in vocabulary and longer than those produced by LLMs. However, human texts tend to be less syntactically complex, reflecting the cognitive load required to process them. Additionally, HWT are more semantically diverse and consistent, and they exhibit higher levels of emotional content, particularly negative emotions. Our findings underline the importance of incorporating meaningful features from a human perspective to improve the understanding of differences between human-written and machine-generated texts.

Future work should explore diverse corpora with

varying characteristics to verify these differences across different domains and languages. Expanding the range of linguistic features, especially those related to content such as the use of metaphors or figurative language, could provide deeper insights. To improve the accuracy of classification tasks using linguistic features alone, non-linear models like random forests could be applied to human-machine authorship attribution tasks.

8 Limitations

One limitation of our study lies in its generalizability. We rely on a dataset covering four domains in the English language. Thus, the applicability of our findings is limited when considering broader linguistic variations across domains and languages. The four domains covered in our dataset provide valuable insights, but they may not be representative of all possible linguistic contexts characteristic of all textual domains. Furthermore, texts in various languages can have unique linguistic features which limits the relevance of our results to non-English contexts.

Our analysis focuses on a set of LLMs which may already have been superseded by more advanced versions due to the rapid advancements in the field. This poses a challenge for the temporal validity of our findings as future LLMs could exhibit different linguistic patterns. However, this limitation also highlights an interesting opportunity to study the evolution of linguistic patterns in textual outputs of LLMs over time. Such a study could potentially reveal trends in how linguistic characteristics of text generated by LLMs align with technological advancements.

Extending this study to multiple languages, datasets, and model versions could potentially enhance the applicability of our findings across broader contexts and evolving technologies. However, such an extension would require significant data curation efforts and depends on the availability of multilingual linguistic pipelines capable of profiling texts at scale. Nevertheless, this study and our findings can serve as a foundation for further exploration of LLM outputs.

9 Ethical Considerations

In developing our approach, we acknowledge the potential for unintended bias, particularly against non-native English speakers. Some of the linguistic features we analyze may capture characteristics in

texts produced by English language learners. This overlap raises important ethical questions. It is crucial to emphasize that our primary objective is to advance the theoretical understanding of language patterns in texts generated by humans and LLMs, rather than to create tools for real-world applications. The features and techniques described in this paper are intended for research purposes and should not be directly applied in practical systems without careful consideration of their broader implications. Any potential real-world application would require extensive additional research and safeguards. We strongly caution against using these features or similar approaches in high-stakes decision-making processes or in any context where they could disadvantage individuals based on their language competency.

References

- Mohamed Hesham Ibrahim Abdalla, Simon Malberg, Daryna Dementieva, Edoardo Mosca, and Georg Groh. 2023. [A benchmark dataset to distinguish human-written and machine-generated scientific papers](#). *Information*, 14(10).
- Segun Taofeek Aroyehun, Lukas Malik, Hannah Metzler, Nikolas Haimerl, Anna Di Natale, and David Garcia. 2023. Leia: Linguistic embeddings for the identification of affect. *EPJ Data Science*, 12(1):52.
- Jessie S. Barrot. 2023. [Using chatgpt for second language writing: Pitfalls and potentials](#). *Assessing Writing*, 57:100745.
- Roger E Beaty and Dan R Johnson. 2021. Automating creativity assessment with semdis: An open platform for computing semantic distance. *Behavior research methods*, 53(2):757–780.
- Douglas Biber and Susan Conrad. 2019. *Register, genre, and style*. Cambridge University Press.
- Mike Conover, Matt Hayes, Ankit Mathur, Jianwei Xie, Jun Wan, Sam Shah, Ali Ghodsi, Patrick Wendell, Matei Zaharia, and Reynold Xin. 2023. Free dolly: Introducing the world’s first truly open instruction-tuned llm. *Company Blog of Databricks*.
- Evan N Crothers, Nathalie Japkowicz, and Herna L Viktor. 2023. Machine-generated text: A comprehensive survey of threat models and detection methods. *IEEE Access*, 11:70977–71002.
- Alexis Dinno. 2015. Nonparametric pairwise multiple comparisons in independent groups using dunn’s test. *The Stata Journal*, 15(1):292–300.
- Liam Dugan, Daphne Ippolito, Arun Kirubarajan, Sherry Shi, and Chris Callison-Burch. 2023. Real or fake text?: Investigating human ability to detect boundaries between human-written and machine-generated text. In *Proceedings of the AAAI Conference on Artificial Intelligence*, volume 37, pages 12763–12771.
- Elisa Ferracane, Su Wang, and Raymond Mooney. 2017. [Leveraging discourse information effectively for authorship attribution](#). In *Proceedings of the Eighth International Joint Conference on Natural Language Processing (Volume 1: Long Papers)*, pages 584–593, Taipei, Taiwan. Asian Federation of Natural Language Processing.
- Sebastian Gehrmann, Hendrik Strobelt, and Alexander Rush. 2019. [GLTR: Statistical detection and visualization of generated text](#). In *Proceedings of the 57th Annual Meeting of the Association for Computational Linguistics: System Demonstrations*, pages 111–116, Florence, Italy. Association for Computational Linguistics.
- Biyang Guo, Xin Zhang, Ziyuan Wang, Minqi Jiang, Jinran Nie, Yuxuan Ding, Jianwei Yue, and Yupeng Wu. 2023. How close is chatgpt to human experts? comparison corpus, evaluation, and detection. *arXiv preprint arXiv:2301.07597*.
- Peter Hagoort, Colin M Brown, and Lee Osterhout. 1999. The neurocognition of syntactic processing. *The neurocognition of language*, pages 273–316.
- Daphne Ippolito, Daniel Duckworth, Chris Callison-Burch, and Douglas Eck. 2020. [Automatic detection of generated text is easiest when humans are fooled](#). In *Proceedings of the 58th Annual Meeting of the Association for Computational Linguistics*, pages 1808–1822, Online. Association for Computational Linguistics.
- Ganesh Jawahar, Muhammad Abdul-Mageed, and Laks Lakshmanan, V.S. 2020. [Automatic detection of machine generated text: A critical survey](#). In *Proceedings of the 28th International Conference on Computational Linguistics*, pages 2296–2309, Barcelona, Spain (Online). International Committee on Computational Linguistics.
- Tharindu Kumarage, Joshua Garland, Amrita Bhat-tacharjee, Kirill Trapeznikov, Scott Ruston, and Huan Liu. 2023. Stylometric detection of ai-generated text in twitter timelines. *arXiv preprint arXiv:2303.03697*.
- Bruce W. Lee and Jason Lee. 2023. [LFTK: Handcrafted features in computational linguistics](#). In *Proceedings of the 18th Workshop on Innovative Use of NLP for Building Educational Applications (BEA 2023)*, pages 1–19, Toronto, Canada. Association for Computational Linguistics.
- Jiwei Li, Myle Ott, Claire Cardie, and Eduard Hovy. 2014. [Towards a general rule for identifying deceptive opinion spam](#). In *Proceedings of the 52nd Annual Meeting of the Association for Computational Linguistics (Volume 1: Long Papers)*, pages 1566–1576, Baltimore, Maryland. Association for Computational Linguistics.

- Ta Lin Liao, Carolyn B Bassin, Clessen J Martin, and Edmund B Coleman. 1976. Modification of the coleman readability formulas. *Journal of Reading Behavior*, 8(4):381–386.
- Yongqiang Ma, Jiawei Liu, Fan Yi, Qikai Cheng, Yong Huang, Wei Lu, and Xiaozhong Liu. 2023. Ai vs. human–differentiation analysis of scientific content generation. *arXiv preprint arXiv:2301.10416*.
- Patrick E McKight and Julius Najab. 2010. Kruskal-wallis test. *The corsini encyclopedia of psychology*, pages 1–1.
- Eric Mitchell, Yoonho Lee, Alexander Khazatsky, Christopher D Manning, and Chelsea Finn. 2023. Detectgpt: Zero-shot machine-generated text detection using probability curvature. In *International Conference on Machine Learning*, pages 24950–24962. PMLR.
- Saif M. Mohammad and Peter D. Turney. 2013. Crowdsourcing a word-emotion association lexicon. *Computational Intelligence*, 29(3):436–465.
- Niklas Muennighoff, Thomas Wang, Lintang Sutawika, Adam Roberts, Stella Biderman, Teven Le Scao, M Saiful Bari, Sheng Shen, Zheng Xin Yong, Hailey Schoelkopf, Xiangru Tang, Dragomir Radev, Alham Fikri Aji, Khalid Almubarak, Samuel Albanie, Zaid Alyafeai, Albert Webson, Edward Raff, and Colin Raffel. 2023. [Crosslingual generalization through multitask finetuning](#). In *Proceedings of the 61st Annual Meeting of the Association for Computational Linguistics (Volume 1: Long Papers)*, pages 15991–16111, Toronto, Canada. Association for Computational Linguistics.
- Nils Reimers and Iryna Gurevych. 2019. [Sentence-bert: Sentence embeddings using siamese bert-networks](#). In *Proceedings of the 2019 Conference on Empirical Methods in Natural Language Processing*. Association for Computational Linguistics.
- Yanir Seroussi, Ingrid Zukerman, and Fabian Bohnert. 2011. Authorship attribution with latent dirichlet allocation. In *Proceedings of the fifteenth conference on computational natural language learning*, pages 181–189.
- Yanir Seroussi, Ingrid Zukerman, and Fabian Bohnert. 2014. Authorship attribution with topic models. *Computational Linguistics*, 40(2):269–310.
- Abhay Sharma, Ananya Nandan, and Reetika Ralhan. 2018. An investigation of supervised learning methods for authorship attribution in short hinglish texts using char & word n-grams. *arXiv preprint arXiv:1812.10281*.
- Irene Solaiman, Miles Brundage, Jack Clark, Amanda Askill, Ariel Herbert-Voss, Jeff Wu, Alec Radford, Gretchen Krueger, Jong Wook Kim, Sarah Kreps, et al. 2019. Release strategies and the social impacts of language models. *arXiv preprint arXiv:1908.09203*.
- Adaku Uchendu, Thai Le, Kai Shu, and Dongwon Lee. 2020. [Authorship attribution for neural text generation](#). In *Proceedings of the 2020 Conference on Empirical Methods in Natural Language Processing (EMNLP)*, pages 8384–8395, Online. Association for Computational Linguistics.
- Yuxia Wang, Jonibek Mansurov, Petar Ivanov, jinyan su, Artem Shelmanov, Akim Tsvigun, Osama Mohammed Afzal, Tarek Mahmoud, Giovanni Puccetti, Thomas Arnold, Chenxi Whitehouse, Alham Fikri Aji, Nizar Habash, Iryna Gurevych, and Preslav Nakov. 2024a. [Semeval-2024 task 8: Multidomain, multimodel and multilingual machine-generated text detection](#). In *Proceedings of the 18th International Workshop on Semantic Evaluation (SemEval-2024)*, pages 2041–2063, Mexico City, Mexico. Association for Computational Linguistics.
- Yuxia Wang, Jonibek Mansurov, Petar Ivanov, Jinyan Su, Artem Shelmanov, Akim Tsvigun, Chenxi Whitehouse, Osama Mohammed Afzal, Tarek Mahmoud, Toru Sasaki, Thomas Arnold, Alham Aji, Nizar Habash, Iryna Gurevych, and Preslav Nakov. 2024b. [M4: Multi-generator, multi-domain, and multilingual black-box machine-generated text detection](#). In *Proceedings of the 18th Conference of the European Chapter of the Association for Computational Linguistics (Volume 1: Long Papers)*, pages 1369–1407, St. Julian’s, Malta. Association for Computational Linguistics.

10 Appendix

In the Appendix, we present an analysis of the differences between human-written (HWT) and machine-generated text (MGT). Figure 6 reports the differences in the number of unique words used by different models, showing a richer vocabulary in HWT. Moreover, Figure 7 shows the variety of the number of unique terms used in each document, where HWT exhibit significantly greater variability compared to MGT.

Table 4 shows the statistically significant differences in features between LLMs and between humans and LLMs in a pairwise comparisons, conducted using Dunn’s test. A value below 0.05 indicates a statistically significant difference between the corresponding LLMs and/or human.

We further explore these differences by detailing an in-domain, same-generator classification task. In this context, "in-domain" refers to the inclusion of all relevant domains in the training set, while "same-generator" indicates that all models used in the analysis are also present in the training set (see Section 10.1 for more details).

Table 4: Dunn’s Test Results for Different Features Across Models

Feature	bloomz	chatGPT	cohere	davinci	dolly	human
Semantic Distance						
bloomz	1.000	<0.001	<0.001	<0.001	<0.001	<0.001
chatGPT	<0.001	1.000	<0.001	0.020	<0.001	<0.001
cohere	<0.001	<0.001	1.000	<0.001	<0.001	<0.001
davinci	<0.001	0.020	<0.001	1.000	<0.001	<0.001
dolly	<0.001	<0.001	<0.001	<0.001	1.000	<0.001
human	<0.001	<0.001	<0.001	<0.001	<0.001	1.000
Unique Words						
bloomz	1.000	<0.001	<0.001	<0.001	<0.001	<0.001
chatGPT	<0.001	1.000	<0.001	0.160	<0.001	<0.001
cohere	<0.001	<0.001	1.000	<0.001	<0.001	<0.001
davinci	<0.001	0.160	<0.001	1.000	<0.001	<0.001
dolly	<0.001	<0.001	<0.001	<0.001	1.000	<0.001
human	<0.001	<0.001	<0.001	<0.001	<0.001	1.000
Syntactic Depth						
bloomz	1.000	<0.001	<0.001	<0.001	0.030	1.000
chatGPT	<0.001	1.000	<0.001	0.010	<0.001	<0.001
cohere	<0.001	<0.001	1.000	<0.001	<0.001	<0.001
davinci	<0.001	0.010	<0.001	1.000	<0.001	<0.001
dolly	0.030	<0.001	<0.001	<0.001	1.000	<0.001
human	1.000	<0.001	<0.001	<0.001	<0.001	1.000
Average Emotion						
bloomz	1.000	<0.001	<0.001	<0.001	<0.001	<0.001
chatGPT	<0.001	1.000	<0.001	<0.001	<0.001	<0.001
cohere	<0.001	<0.001	1.000	<0.001	<0.001	<0.001
davinci	<0.001	<0.001	<0.001	1.000	<0.001	<0.001
dolly	<0.001	<0.001	<0.001	<0.001	1.000	<0.001
human	<0.001	<0.001	<0.001	<0.001	<0.001	1.000

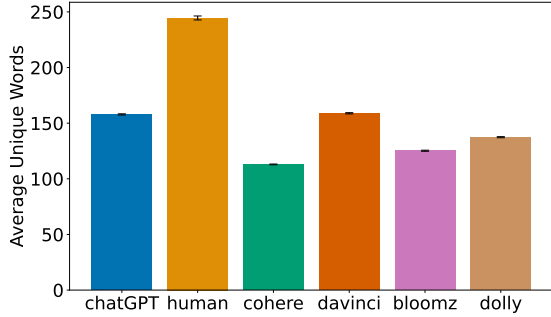


Figure 6: Average Unique Words for LLMs and Humans

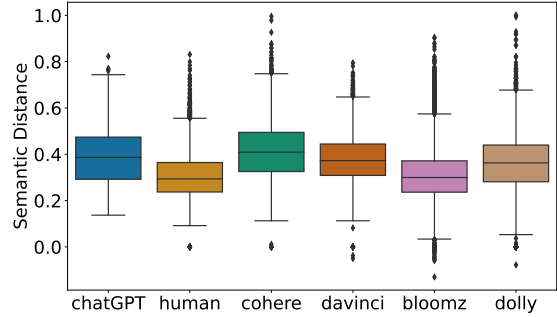


Figure 8: Variability of Semantic Distance pair-wise Sentence comparison for LLMs and Humans

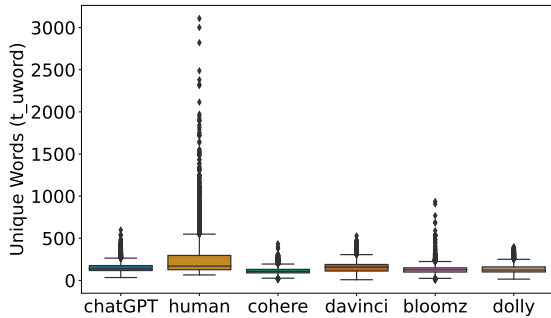


Figure 7: Variability of Unique Words for LLMs and Humans

10.1 In-domain Same-generator Classification with Logistic Regression

In this analysis, we trained a logistic regression model to classify text from humans and five different LLMs: ChatGPT, Cohere, GPT-3.5 (text-davinci-003), BLOOMz-176B and Dolly-v2. The training set consisted of the remaining data after randomly selecting 5,000 elements from each model for the test set (Refer to Table 5 for a detailed view on the train-test split). After training, the model was evaluated on the 30,000-element test set, yielding an overall accuracy of 87.15%. The classification performance, detailed in Figure 6, shows that precision, recall, and F1-scores vary across models, with BLOOMz achieving the highest individual metrics.

Furthermore, we explored the features that most influence the logistic classifier for each model. We identified the top 10 features by coefficient for each model, as presented in table 7. Each row represents a feature, and the cells contain the feature’s coefficient for the corresponding model, with a - indicating that the feature is not among the top 10 for that particular model. The features that characterize the human model differ significantly from those

of other models. For instance, while most LLMs like BLOOMz, ChatGPT, and Dolly frequently emphasize structural features like `n_uspace` (number of unique spaces), `n_sconj` (number of subordinating conjunctions), and `cole` (reading time with the coleman liau index (Liau et al., 1976)), humans are more influenced by features related to linguistic richness and diversity, such as `t_uword` (total unique words), `a_propn_pw` (average proper nouns per word), and `n_noun` (number of nouns).

In contrast, LLMs often rely on structural features, reflecting the more formal nature of their generated content. This distinction underscores the differences in how humans and LLMs produce language, with humans exhibiting a broader range of linguistic profiles and LLMs favoring consistency and specific patterns in text generation.

Model	Training Set Composition	Test Set Composition
chatGPT	6995	5000
bloomz	6998	5000
dolly	6702	5000
human	6997	5000
cohere	6336	5000
davinci	6999	5000

Table 5: Training and Test Set Compositions for LLMs and Humans

Model	Precision	Recall	F1-Score
bloomz	0.97	0.97	0.97
chatGPT	0.79	0.79	0.79
cohere	0.87	0.86	0.87
davinci	0.76	0.73	0.75
dolly	0.90	0.94	0.92
human	0.92	0.93	0.93
Overall Accuracy	0.87		

Table 6: Classification Results for LLMs and Humans

Features	bloomz	chatGPT	cohere	davinci	dolly	human
total_number_of_unique_spaces	4.42	3.65	-	-	3.25	-
total_number_of_subordinating_conjunctions	2.82	-	-	-	-	-
total_number_of_unique_words	2.66	-	-	-	-	3.27
total_number_of_unique_determiners	2.58	-	1.54	-	-	-
simple_type_token_ratio_no_lemma	2.52	3.22	-	1.67	-	-
simple_type_token_ratio	2.52	3.22	-	1.67	-	-
total_number_of_unique_adjectives	2.46	2.47	-	1.68	-	-
average_number_of_interjections_per_word	2.13	-	-	2.39	-	-
total_number_of_named_entities_date	2.11	-	-	-	-	-
simple_punctuations_variation	2.04	-	1.27	-	-	-
total_number_of_spaces	-	3.54	1.77	-	3.88	-
coleman_liau_index	-	3.41	1.55	-	2.80	-
bilogarithmic_type_token_ratio_no_lemma	-	2.72	-	-	2.05	-
bilogarithmic_type_token_ratio	-	2.72	-	-	2.05	-
total_number_of_verbs	-	2.59	-	-	-	-
total_number_of_named_entities_cardinal	-	2.21	-	-	-	-
average_subtlex_us_zipf_of_words_per_sentence	-	-	1.96	-	-	-
total_number_of_characters	-	-	1.68	1.47	-	-
average_subtlex_us_zipf_of_words_per_word	-	-	1.53	-	-	-
average_number_of_characters_per_sentence	-	-	1.44	-	-	-
average_number_of_verbs_per_sentence	-	-	1.35	-	-	-
average_number_of_syllables_per_sentence	-	-	1.35	-	-	-
total_subtlex_us_zipf_of_words	-	-	-	3.05	-	-
total_bryshaert_age_of_acquisition_of_words	-	-	-	2.46	-	1.62
simple_spaces_variation	-	-	-	1.97	-	-
total_number_of_unique_nouns	-	-	-	1.59	-	-
corrected_nouns_variation	-	-	-	1.42	-	-
corrected_spaces_variation	-	-	-	-	3.67	-
root_spaces_variation	-	-	-	-	3.66	-
average_number_of_spaces_per_word	-	-	-	-	3.05	1.68
total_number_of_unique_verbs	-	-	-	-	2.50	-
total_number_of_sentences	-	-	-	-	-	2.53
total_number_of_adpositions	-	-	-	-	-	1.80
average_number_of_proper_nouns_per_word	-	-	-	-	-	1.79
average_number_of_spaces_per_sentence	-	-	-	-	-	1.75
simple_adpositions_variation	-	-	-	-	-	1.67

Table 7: Top 10 Features for LLMs and Humans