

---

# THEORY BUILDING FOR EMPIRICAL SOFTWARE ENGINEERING IN QUALITATIVE RESEARCH: OPERATIONALIZATION

---

**Jorge Pérez**

ETSI Sistemas Informáticos  
Departamento de Sistemas Informáticos  
Universidad Politécnica de Madrid  
jorgeenrique.perez@upm.es

**Jessica Díaz**

ETSI Sistemas Informáticos  
Departamento de Sistemas Informáticos  
Universidad Politécnica de Madrid  
yesica.diaz@upm.es

**Ángel González-Prieto**

Facultad de Ciencias Matemáticas  
Universidad Complutense de Madrid  
Instituto de Ciencias Matemáticas  
(CSIC-UAM-UCM-UC3M)  
angelgonzalezprieto@ucm.es

**Sergio Gil-Borrás**

ETSI Sistemas Informáticos  
Departamento de Sistemas Informáticos  
Universidad Politécnica de Madrid  
sergio.gil@upm.es

## ABSTRACT

**Context:** This work is part of a research project whose ultimate goal is to systematize theory building in qualitative research in the field of software engineering. The proposed methodology involves four phases: conceptualization, operationalization, testing, and application. In previous work, we performed the conceptualization of a theory that investigates the structure of IT departments and teams when software-intensive organizations adopt a culture called DevOps. **Objective:** This paper presents a set of procedures to systematize the operationalization phase in theory building and their application in the context of DevOps team structures. **Method:** We operationalize the concepts and propositions that make up our theory to generate *constructs* and empirically testable *hypotheses*. Instead of using causal relations to operationalize the propositions, we adopt logical implication, which avoids the problems associated with causal reasoning. Strategies are proposed to ensure that the resulting theory aligns with the criterion of parsimony. **Results:** The operationalization phase is described from three perspectives: specification, implementation, and practical application. First, the operationalization process is formally defined. Second, a set of procedures for operating both concepts and propositions is described. Finally, the usefulness of the proposed procedures is demonstrated in a case study. **Conclusions:** This paper is a pioneering contribution in offering comprehensive guidelines for theory operationalization using logical implication. By following established procedures and using concrete examples, researchers can better ensure the success of their theory-building efforts through careful operationalization.

**Keywords** Theory operationalization · Qualitative research · Software Engineering · Concepts & propositions · Constructs & hypotheses

## 1 Introduction

The foundational principles for theory building were established by social researchers such as Dubin [22] and Lynham [19]. These principles were subsequently integrated and formalized into a theory-building framework specifically for software engineering by Sjøberg et al. [25]. Theory building is a process of refinement and improvement that consists of four stages (see Figure 1):

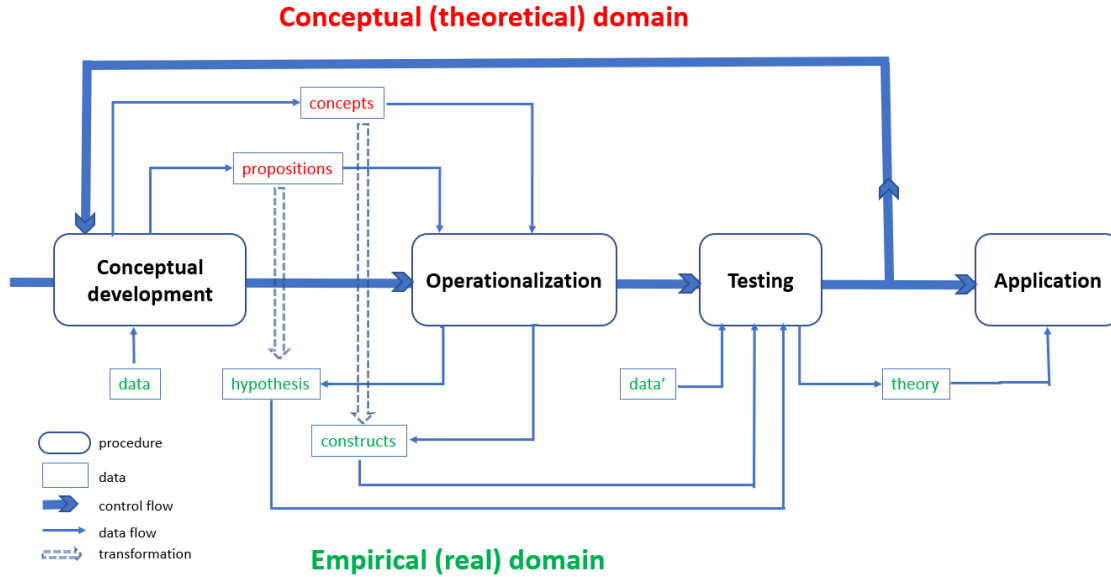


Figure 1: Methodological framework for theory building.

1. **Conceptual development** concerns the conception of relevant concepts and relationships through inductive and abductive processes [25]. In this phase, a qualitative analysis of the data generates a set of concepts and a set of propositions that relate these concepts to each other.
2. **Operationalization** concerns a process by which concepts are converted into constructs by assigning empirical values to their attributes (indicators), while the propositions generate a set of testable hypotheses. In this process, it may be necessary to incorporate abductive reasoning.
3. **Testing** refers to the examination of validity through empirical studies to purposefully inform and intentionally confirm or disconfirm/reject the theoretical framework central to the theory [19, 25]. This involves testing the theory, now in the form of constructs and hypotheses, against data from new case studies. It is a deductive process that attempts to determine whether new evidence aligns with the described theory.
4. **Application** concerns the study, inquiry, and understanding of the theory in action, i.e., in real situations in practical disciplines [19].

Operationalization is the objective of the present study. During the operationalization process, it is important to distinguish between the following terms: concept, empirical indicator, construct, proposition, and hypothesis. A construct is a concept that has an associated operationalization into indicators [26]. A hypothesis represents a prediction about the values of the concepts of a theory in which empirical indicators are employed for the named concepts in each proposition [22].

In other words, a construct is a concept to which we have associated variables with a defined set of possible values (empirical indicators) they can contain. A hypothesis expresses a relationship between constructs (the same relationship between concepts expressed in the proposition) such that the values of the variables of each construct are related. In the conceptual (theoretical) domain, we manage concepts and propositions (propositions establish relationships between concepts). In the empirical (real) domain, we manage constructs and hypotheses (hypotheses establish relationships between constructs). The transition from the theoretical to the real domain is made through the process of operationalization: assigning values of empirical indicators to the variables/attributes that define a concept. This turns concepts into constructs, and propositions into hypotheses.

Let us discuss some examples to make this distinction. The statement “*The greater the complexity of the code, the lower the productivity of the team*” is a proposition expressed in the conceptual/theoretical domain that involves two concepts: code complexity and team productivity. Code complexity refers to the level of difficulty in understanding, modifying, or extending a source code. It may be related to the number of lines of code, the number of conditional branches, or the cohesion and coupling between modules. Team productivity, on the other hand, measures the amount

of effective work a development team can complete in a given period. It may include the speed of feature delivery, the code quality, or the failure rate. From these data, we can generate the construct called *Complexity*, which we characterize with the variable *com*, obtained by combining in some way the attributes mentioned above, and which can have integer values in the range of 1 to 4, where 1 is very simple and 4 is very complex. On the other hand, we can generate the construct called *Productivity*, which we characterize with the variable *pro*, as the number of user stories completed in a week, for example, which takes positive integer values on a scale from 1 to 100. From this, we can generate the following hypotheses, all derived from the initial proposition, by assigning values to the variables *com* and *pro*:

$$\begin{aligned} H_1 : & \text{ If } com = 1, \text{ then } pro = 100, \\ H_2 : & \text{ If } com = 2, \text{ then } pro = 80, \\ H_3 : & \text{ If } com = 3, \text{ then } pro = 60, \\ H_4 : & \text{ If } com = 4, \text{ then } pro = 40. \end{aligned}$$

It can be seen that as complexity increases, productivity decreases by 20%. Therefore, we can express the previous hypotheses as  $H: pro = 120 - 20 \cdot com$ . In Dubin's terms [22], hypotheses  $H_1$  to  $H_4$  express a categoric interaction law, while  $H$  expresses a determinant interaction law. The latter is more efficient and positively impacts the criterion of parsimony.

However, it is important to emphasize that most research on theory building does not even mention the operationalization phase. The omission of the operationalization phase in much of the research on theory building may be due to several factors:

- Focus on conceptualization: Many researchers prioritize the conceptualization phase, which involves defining and developing theoretical concepts and propositions. This phase is often seen as the core of theory building, leaving less emphasis on how these constructs and propositions can be systematically tested or applied in practice.
- Complexity of operationalization: Researchers may avoid delving into operationalization due to the difficulties in translating theoretical concepts and propositions into measurable indicators and empirical hypotheses.
- Methodological traditions: In qualitative research, there may be a greater emphasis on rich, descriptive theorizing rather than the structured, empirical testing that operationalization requires. Researchers might not see operationalization as essential within their methodological paradigm.
- Limited Guidance: There may be a lack of established methods for operationalizing theories, particularly in disciplines like software engineering where qualitative research traditions are still evolving. Without clear guidelines, researchers may bypass the phase altogether.
- Perceived redundancy with testing: In some cases, researchers may conflate operationalization with the testing phase, assuming that operational details will emerge naturally during testing, even though operationalization is a distinct process requiring careful planning before empirical testing begins.

To address these issues, this work proposes a procedure to advance the theory building process for the qualitative research community in empirical software engineering based on the frameworks cited above [22, 19, 25]. Specifically, this work presents a set of procedures to systematize the operationalization phase of a theory. Our approach to operationalizing concepts and propositions is novel because we use logical implication instead of causal relationship. When theories to be developed are analytical, rather than explanatory or predictive, causal reasoning is not necessary for the development of the theory; however, some authors [18] use causal reasoning despite the fact the problems associated with causal reasoning. Hence, demonstrating the validity of causality has been questioned by many philosophers of science, including Hume and Russell [14, 24]. The latter argues that causality can only be established in fully closed systems (such as mathematics), and empirical software engineering is not. In other words, when faced with empirical evidence, we may infer a cause-effect relationship: event A causes effect B, but unless the system is closed, we cannot categorically assert that effect B derives solely and exclusively from event A.

In previous work [6], the conceptualization phase was described and the methodology was applied to a case study investigating the structure of IT departments and teams when software-intensive organizations adopt a trending culture to speed up software delivery called DevOps. This work applies the procedures to systematize the operationalization phase of a theory to a subset of the same case study. We operationalize the concepts and propositions that make up our theory to generate *constructs* and empirically testable *hypotheses*.

This paper is structured as follows. Section 2 presents an overview of the approaches to the operationalization problem. Section 3 describes and justifies the methodology employed in this investigation. In Section 4 we address the operationalization of both concepts and propositions of the theory, illustrated with a simple case study. In Section 5,

we discuss our main results. The threats to the validity of this research and the strategies implemented to mitigate them are described in Section 6. Finally, Section 7 presents our main conclusions from this research and further work.

## 2 Background and Related Work

The purpose of the operationalization phase of theory-building research is essentially an explicit connection between the conceptualization phase and practice: the theoretical framework must be translated or converted to observable, confirmable components / elements ([19, p. 232]). Thus, the operationalization addresses two aspects ([25], p. 327):

1. Operationalizing theoretical concepts into constructs.
2. Operationalizing theoretical propositions into empirically testable hypotheses.

### 2.1 Operationalizing theoretical concepts

According to Sjøberg and Bergersen [26], in empirical science it is often necessary to measure concepts. Although some concepts are directly measurable, others require the use of indicators to represent them at the observational level. *“The process of determining such indicators is called operationalization. A construct is a concept that has an associated operationalization into indicators”* [26]. Furthermore, these authors describe two threats to the operationalization process: i) construct underrepresentation; and ii) construct-representation bias. The first threat occurs when the set of indicators resulting from operationalization is too limited to include all important aspects or dimensions of the concept that should be covered. In case of a mono-operation (where only one indicator represents the concept), if the number of errors is the sole indicator associated with the concept of software quality, underrepresentation exists. The second threat concerns two types of bias: the first one occurs when one or more indicators fall outside the scope of the concept’s definition; for instance, LOC (Lines of Code) would not be an appropriate indicator (out of scope) for the concept of usability (even though there might be some relation); the other bias threat concerns systematic/random errors induced by the measurement instrument used to quantify the indicator’s value.

Operationalizing the concepts involves three steps [2]: (i) Identify the concepts to operationalize. (ii) Choose one or more variables to represent each concept. For example, while it is relatively easy to assign variables to concepts, such as the variable age to represent the length of time that a person has lived, this is not the case for concepts such as anxiety or quality of life. Finally, (iii) Select indicators for each variable, that is, defining the range of values (type) they can take at different times. These indicators must have a reasonable level of reliability. For example, the variable *height* could represent part of the concept *person* and one could assign the indicators *tall*, *medium*, *short*; however, different researchers may give different semantics to these indicators, which makes the experiment nonreproducible.

### 2.2 Operationalizing theoretical propositions

Operationalizing propositions involves converting them into testable hypotheses by identifying and linking the relevant variables and indicators that were previously defined. As Dubin [22] explains *“A hypothesis is the predictions about the values of the units of a theory in which empirical indicators are employed for the named units in each proposition”*.

Recently, Kanaparan and Stroke [9] outlined six guidelines for effectively converting propositions into hypotheses. Although the text does not list these guidelines, they likely offer a structured approach to ensure the integrity and clarity of this transition. Guidelines may include ensuring clarity in definitions, relevance to theory, and avoiding redundancy or overcomplication. Other authors, such as Luna et al. [18], provided a practical example in which they operationalized a theory about agile governance by identifying 11 propositions, 24 indicators, and 16 hypotheses. This example highlights the real-world complexity of operationalizing theoretical propositions, as multiple variables and indicators can be involved. It shows that a well-structured operationalization can produce a large number of testable hypotheses, each focusing on different aspects of the theory.

Thus, one of the problems in this process is the potential for generating a large number of hypotheses from a single proposition. This is particularly true in complex theories, where propositions may involve multiple variables, leading to multiple potential hypotheses. As Stol [27] notes, operationalizing one proposition often requires creating several hypotheses to account for the various relationships and aspects involved. This can lead to challenges in managing and testing such hypotheses, especially in large-scale studies.

If the number of propositions is high, the number of hypotheses will also be high. *“The general rule is that a new hypothesis is established each time a different empirical indicator is employed for any one of the units designated in a*

*proposition*” [22]. To avoid this explosion in the number of hypotheses, and following the *principle of parsimony* (not multiplying entities unnecessarily), Dubin [22] proposed selecting only the *strategic propositions*, which are those that describe a state of change in the system, ignoring other propositions that do not provide additional information about the current state. In practice, this proposal aims to select those propositions that contain an instantiation of empirical indicator values that establish limits/changes in the described system. For example, in the description of a quadratic function, propositions that establish inflection points or intercepts with the coordinate axes are of interest, but not those that merely describe continuity in the curve. Therefore, if the number of propositions is reduced, the number of hypotheses will also be reduced, and the theory will meet the criterion of parsimony.

The criterion of parsimony can also be approached from the perspective of the efficiency of an interaction law. Dubin [22] establishes three types of interaction between units, which we translate into relationships between concepts by assimilating units to concepts and interactions to relationships. These three types of interaction are as follows.

- **Categoric interaction:** states that the values of one concept are associated with the values of another. It is the most common type and is identified by the phrase *is associated with*.
- **Sequential interaction:** uses the dimension of time to order the relationships between two concepts. This type of interaction is often confused with a causal one.
- **Determinant interaction:** associates determinate values of one concept with determinate values of another. These are usually expressed as functions.

Each type of law has an associated level of efficiency. It can be said that the efficiency of an interaction law is measured by the number of hypotheses necessary to support the proposition in which the law appears. The fewer the number of hypotheses, the more efficient the law. When using a categoric interaction law between two variables (each with two possible values), there are four possibilities (hypotheses) to cover that interaction. However, a determinant interaction law between two variables could be expressed with only one possibility (hypothesis). Therefore, it is more parsimonious to use determinant interaction laws rather than categoric ones.

### 3 Research Methodology

The methodology underpinning this research is *meta-science* [23] since we address methodological problems associated with **theory building** in qualitative research in the field of empirical software engineering.

Our theory building processes adopt a relativist ontological stance and a constructivist epistemological position. Data collection and analysis are performed using grounded theory (GT) procedures in their constructivist version [3], which were enriched with collaborative coding and criteria to identify key concepts [11, 7, 6]. According to Gregor’s classification [12], we are developing *Type I theories*, which refer to “*Analytic theories [that] analyze ‘what is’ as opposed to explaining causality or attempting predictive generalizations*”. Such theories are valuable when little is known about the phenomena they describe, such as those theories described in our previous work [20, 6, 21]. Specifically, our theory of DevOps team taxonomies [20, 6] is relatively novel in answering the question “what taxonomies of DevOps teams exist”. We do not attempt to answer questions related to “why such team structures exist” (explanation theory), nor do we intend to develop mathematical/probabilistic models to support predictions (prediction theory), nor do we aim to describe how to do things (design and action theory or prescription theory). Furthermore, due to epistemological positioning, and since the theory is constructed based on qualitative analysis of a set of data, it must necessarily be limited to a substantive (local) theory, as opposed to what could be a formal (all-inclusive) theory [10].

### 4 Operationalization

The operationalization phase is described from three perspectives. First, the procedures for operationalizing are described. Second, the same procedures are formally specified. Finally, the usefulness of the proposed procedures will be demonstrated with a simple case study. These demonstrations are integrated and numbered as Example 1-6 in the text below.

**Example 1.** *This case study is a subset of the results generated during the conceptualization phase carried out to build a theory on “the structure of IT departments and teams when software-intensive organizations adopt DevOps”, which is described in [6]. Tables 1 and 2 show the subset of concepts and propositions used to illustrate operationalization.*

The operationalization of a theory addresses two activities: i) operationalizing theoretical concepts into constructs, and ii) operationalizing theoretical propositions into empirically testable hypotheses. The first activity involves selecting the concepts to be considered and, for each concept, defining a set of variables that characterize it. And for

Table 1: Case study - Concepts

Concepts
<i>Team</i> . Attributes that explain and drive the different team structures: responsibility/ownership sharing and role definition.
<i>Silo</i> . It represents the concept of organizational silos between teams.
<i>Collaboration</i> . It represents the concept of collaboration between teams. It has the following attributes: <ul style="list-style-type: none"> <li>• frequency {eventual or daily}. The frequency of collaboration when they share responsibility for an activity.</li> <li>• quality {high or low}. It represents the quality of collaboration in terms of effectiveness and efficiency</li> </ul>
<i>Communication</i> . It presents the level of communication established between the teams, which can range from rare to frequent.

Table 2: Case study - Propositions

Propositions
P1. A team culture based on responsibility/ownership sharing enables collaboration.
P2. Promoting collaboration reduces organizational silos/conflicts.
P6. Collaboration is a property of teams in which skills take precedence over roles, i.e., the role definition/attribution code; hence, if there are already separate roles, responsibilities are very clear and collaboration is not fostered or promoted.
P10. Responsibility/ownership sharing reduces organizational silos/conflicts.

each of these variables, the set of values that can be assigned to it. The second activity involves, for each proposition, replacing each concept by the variables that characterize it, and each of these variables by one of the values that define it; therefore, for each proposition, at least one hypothesis is generated. After these two activities, we have added a third activity of synthesis, which tries to reduce the number of hypotheses generated to maintain the principle of parsimony.

#### 4.1 Operationalizing theoretical concepts into constructs

A construct represents a phenomenon that is not directly measurable. In contrast, it must be inferred from other elements that can be directly observed. These elements are called variables (because they can take different values) and are quantified using some kind of measuring instrument. Now, we describe some aspects to be considered:

- A construct is a more abstract entity than a concept. It may contain several concepts or constructs of a lower level of abstraction. It is necessary to analyze the set of concepts derived from the conceptualization phase and derive constructs from them.
- A clear and precise definition of the construct is fundamental for its reliability. This definition must be operational in the sense that it must indicate the terms in which it can be measured. The constructs can be *unidimensional* if they have only one variable and one dimension associated with them (in the style of single-operation concepts) or *multidimensional* if they have several variables associated with them. A unidimensional construct has a reflective indicator associated with its variable (reflecting the nature of the construct), while a multidimensional construct has formative indicators associated with its variables.
- In the case of unidimensional constructs, it is necessary to analyze whether they can generate an underrepresentation of the concept. In this case, it is advisable to explore the possibility of adding to this construct other concepts or constructs that complement its representation. Another way of approaching this problem is to use abductive reasoning (implicit knowledge of the problem domain) and to add variables (which initially do not appear in the data analyzed) to complete the characterization of the construct.
- Variables must be inferred from the data analyzed. Each variable has an associated *type* that represents the universe in which it takes values. Common types are *scalar* variables if they contain only a single real value or a *collection* if they can contain more than one value simultaneously. They can also be *dichotomous*: they can have only two values, such as true/false, male/female; *polytomous*: they can have one value among several possible values; and *continuous*: they can have one value among an infinite set of values.
- Additionally, the relations between values of the variables must be determined in order to allow comparison. These relations must be decided for each of the types of variables determined in the previous step. Typically,

all types will have a *equality* relation, denoted by “=”. However, more complicated relations may be considered to capture subtler relations between variables. For instance, for real-valued variables, we may want to consider the usual order relations  $<$ ,  $>$ ,  $\leq$  or  $\geq$ . Additionally, we can also create partial orders to determine non-total relations between different values.

- Just as the meaning of constructs has been explained (to avoid threats to their validity [26]), the same must be done with variables and, if necessary, with the values (empirical indicators) they may take.

All this information is organized as indicated in Table 3 for each construct. This table has a twofold purpose. First, it helps in operationalizing the propositions, since these were formulated in terms of concepts, and the hypotheses must be formulated in terms of constructs. On the other hand, it is an element of traceability in the generation of construct from concepts, and hypotheses from propositions. This makes it possible to increase the reliability of the process. A clear and precise definition of the construct, variables, and indicators also contributes to reliability. Analogously, the description of the types decided for the variables of Table 3 must be organized in a template as indicated in Table 4, including the definition of the relations used to compare different values of these types.

Table 3: Template for construct description

<b>CONSTRUCT NAME</b>		
concepts/constructs from which it derives		
operational definition		
dimensionality	unidimensional	multidimensional
DIMENSIONS		
<i>&lt;variable name 1&gt;</i>	<i>&lt;definition/comment&gt;</i>	
derived from	data	abductive (underrepresentation)
type:	scalar	collection
possible values		
...	...	
<i>&lt;variable name m&gt;</i>	<i>&lt;definition/comment&gt;</i>	
derived from	data	abductive (underrepresentation)
type:	scalar	collection
possible values		

Table 4: Template for type description

<i>&lt;type name 1&gt;</i>	<i>&lt;definition/comment&gt;</i>
values	
variables with this type	
functions	
relations	
...	...
<i>&lt;type name m&gt;</i>	<i>&lt;definition/comment&gt;</i>
values	
variables with this type	
functions	
relations	

The appropriate mathematical framework to formalize these variables and types is the propositional logic system, as described in A, and specifically the propositional logic system with variables as developed in A.2. Generally speaking, as the outcome of this step in the operationalization procedure of concepts, we must obtain a language  $\mathcal{L} = (\mathcal{U}, \mathcal{V}, \mathcal{F}, \mathcal{R})$ , which comprises four collections of pieces of information:

- $\mathcal{U} = (U_1, \dots, U_n)$  are the *types* (referred to as *universes* in this context), which represent the possible values that the types determined in Table 4 can take. The number  $n$  is the total number of types considered in the theory.

- $\mathcal{V} = (V_1, \dots, V_n)$  are the *variables*, where  $V_i$  denotes the collection of variables with type belonging to the universe  $U_i$ .
- $\mathcal{F} = (F_1, \dots, F_n)$  are the *functions* considered over values of types, being  $F_i$  the functions on the values of  $U_i$ .
- $\mathcal{R} = (R_1, \dots, R_n)$  are the *relations*, with  $R_i$  the relations on the universe  $U_i$ .

Specifically,  $\mathcal{V}$  is composed of all the sets of variables listed in Table 3. The corresponding types are used as the universes  $\mathcal{U}$ , as reported in Table 4. The functions and relations are also obtained from the information contained in Table 4, for each of the types considered in the language. As a rule-of-thumb, in many cases only arithmetic functions will be considered for real-valued variables (if needed), and the usual relations will be the standard comparison relations  $<$ ,  $>$ ,  $\leq$  or  $\geq$ , taken from arithmetic.

**Example 2.** *Following our running Example 1, Tables 5-7 contain the description of some of the constructs derived from the concepts outlined in the study case, and Table 8 contains the description of the types used. It has been considered that the concepts of Collaboration and Communication can be grouped into a construct called Interaction, with the two aforementioned concepts serving as its dimensions. An example of a collection variable can be found in the Interaction construct, where the variable collaboration simultaneously holds a value for both the frequency and the quality of collaboration.*

Table 5: Case study - Construct ‘Team’.

CONSTRUCT NAME		Team
concepts/constructs from which it derives	Team	
operational definition	A team structure within an IT department.	
dimensionality	unidimensional	multidimensional
DIMENSIONS		
<i>ownership sharing (OS)</i>	From shared responsibility of the products, output artefacts (e.g., databases), and tasks (e.g., NFR shared responsibility, infrastructure management shared responsibility, monitoring shared responsibility, and incident handling shared responsibility, etc.) to separate responsibilities and tasks (each team member has different responsibilities and tasks).	
derived from	data	abductive (underrepresentation)
type	scalar	collection
possible values	Real values in the interval $[0, 10]$ , with 0 indicating null sharing and 10 meaning full sharing.	
<i>role definition (RD)</i>	From <i>skills over roles</i> and <i>T-shape/DevOps</i> engineers (aka. full-stack engineers) to well-defined and differentiated roles. When true, it indicates when a team has well-defined roles and is less likely to share responsibility. When false, it indicates that the teams do not have a well-defined definition of responsibility.	
derived from	data	abductive (underrepresentation)
type	scalar	collection
possible values	True, False	

In this manner, the universe  $\mathcal{U}$  for this case study contains three sets: the interval  $U_1 = [0, 10]$  of real numbers between 0 and 10, the set of boolean values  $U_2 = \{\text{True}, \text{False}\}$  and a custom set

$$U_3 = \{(\text{Daily}, \text{High}), (\text{Eventual}, \text{Low}), (\text{Daily}, \text{Low}), (\text{Eventual}, \text{High})\}.$$

The variables  $\mathcal{V}$  will be those described in Tables 5-7, namely OS (shortening ‘ownership sharing’) of type  $U_1$ , RD (‘role definition’), SI (‘organizational silo’) and CM (‘communication’) of type  $U_2$ , and CL (‘collaboration’) of type  $U_3$ .

We will consider no functions in this example, so  $\mathcal{F}$  is given by  $F_1 = F_2 = F_3 = \emptyset$ . With respect to the relations  $\mathcal{R}$ , for the set  $U_1$  we will consider the ‘greater-than’ relation  $>$  and equality  $=$ , with the usual meanings. For the set  $U_2$ , only equality  $=$  will be considered. In  $U_3$ , we will use the usual equality  $=$ , but also a partial order  $>$  that compares the values in the natural way, that is

$$\begin{aligned} &(\text{Daily}, \text{High}) > (\text{Daily}, \text{Low}), \quad (\text{Daily}, \text{High}) > (\text{Eventual}, \text{High}), \\ &(\text{Daily}, \text{Low}) > (\text{Eventual}, \text{Low}), \quad (\text{Eventual}, \text{High}) > (\text{Eventual}, \text{Low}), \\ &(\text{Daily}, \text{High}) > (\text{Eventual}, \text{Low}). \end{aligned}$$



Table 6: Case study - Construct ‘Silo’.

<b>CONSTRUCT NAME</b>	Silo	
concepts/constructs from which it derives	Organizational silo	
operational definition	Organizational silos between teams.	
dimensionality	unidimensional	multidimensional
<b>DIMENSIONS</b>		
<b>organizational silo (SI)</b>	It represents siloed departments and existing organizational barriers (such as segregated departments; frictions, mistrust, conflicts, and disagreements among silos; silos that become bottlenecks; minimal or no awareness of what is happening on the other side of the wall).	
derived from	data	abductive (underrepresentation)
type	scalar	collection
possible values	True, False	

Table 7: Case study - Construct ‘Interaction’.

<b>CONSTRUCT NAME</b>	Interaction	
concepts/constructs from which it derives	Collaboration & Communication	
operational definition	Interactions in a team measured as collaborations and communications.	
dimensionality	unidimensional	multidimensional
<b>DIMENSIONS</b>		
<b>collaboration (CL)</b>	The frequency and quality of collaboration between teams when they share responsibility for an activity. From eventual collaboration, which may generate conflicts and disagreements on decisions (low quality), to daily collaboration (working together regularly on a daily basis) with high quality.	
derived from	data	abductive (underrepresentation)
type	scalar	collection
possible values	(Daily, High), (Eventual, Low), (Daily, Low) and (Eventual, High)	
<b>communication (CM)</b>	Report on whether there is communication between teams.	
derived from	data	abductive (underrepresentation)
type	scalar	collection
possible values	True, False	

Table 8: Case study - Types.

<b>scale value</b>	
values	Interval [0, 10]
variables with this type	ownership sharing (OS)
functions	None
relations	= (equality), > (greater-than)
<b>boolean</b>	
values	true, false
variables with this type	role definition (RD), organizational silo (SI), communication (CM)
functions	None
relations	= (equality)
<b>collaboration value</b>	
values	(Daily, High), (Eventual, Low), (Daily, Low) and (Eventual, High)
variables with this type	collaboration (CL)
functions	None
relations	= (equality) and a partial relation > meaning ‘better-collaboration-than’

Therefore, summarizing, the language we will use is  $\mathcal{L} = (\mathcal{U}, \mathcal{V}, \mathcal{F}, \mathcal{R})$ , where

$$\begin{aligned}
 \mathcal{U} &= (U_1 = [0, 10], U_2 = \{\text{True}, \text{False}\}, U_3) \\
 \mathcal{V} &= (\{\text{OS}\}, \{\text{RD}, \text{SI}, \text{CM}\}, \{\text{CL}\}), \\
 \mathcal{F} &= (\emptyset, \emptyset, \emptyset) \\
 \mathcal{R} &= \{\{>, =\}, \{=\}, \{=, >\}\}.
 \end{aligned}$$

## 4.2 Operationalizing theoretical propositions into empirically testable hypotheses

A primary aspect to consider is the way in which hypotheses are expressed. Since early research on theory formulation originated in the field of social sciences (sociology, psychology, anthropology, etc.), *causal reasoning* is commonly associated as the standard approach for expressing hypotheses. According to Jaccard and Jacoby, “*Causal thinking, and the causal modeling that often goes with it, is probably the most prominent approach to theory construction in the social sciences*” [15].

Causal analysis identifies relationships between variables with the premise that a change in one will cause a variation in the other. Software engineering has not been exempt from these influences. However, despite its widespread use, this research does not describe hypotheses in causal form. This is one of the key differences between our work and the approaches described in [9, 18]. Both Kanaparan & Strode [9] and Luna et al. [18] operationalize their theories based on the existence of dependent, independent, and mediating variables, within a causal reasoning framework. Another distinction is that neither of these works explains how the hypotheses were generated by instantiating the variables of the concepts in the propositions with the values of their empirical indicators.

The decision to avoid causality is due to scientific-philosophical reasons and consistency with the type of theory we have chosen to develop:

- The validity of causality has been questioned by many philosophers of science. Hume [14] argued that it is impossible to ever demonstrate that changes in one variable produce changes in another. Russell [24] argued that causality can be established unambiguously only in a completely isolated system. Dubin [22] argued that many relationships that are labeled causal are not; they are sequential interactions: phenomenon A is observed to occur temporally after another B; and this does not imply that A causes B. For example, an alarm clock that goes off every morning just before sunrise cannot be said to be the cause of the sun rising, even though the two events are closely linked [15].
- The theory to be developed is an analytical theory that analyzes “*what is*” as opposed to explaining causality or attempting predictive generalizations. Therefore, we do not need hypotheses expressed in causal form.

Therefore, qualitative researchers who are building analytical theories need to express hypotheses in a precise, unambiguous manner, without causal constraints. A formalism similar to causality that meets these criteria is **logical implication**. From this perspective, hypotheses consist of two parts: an antecedent and a consequent, where the latter is the logical outcome of the former. That is, the antecedent is not the cause, nor is the consequent the effect (as it would be in a causal relationship).

A second aspect to consider is the possible explosion of the number of hypotheses that will be generated. We recall that a new hypothesis is established each time a different empirical indicator is applied for any of the units designated in a proposition (variables associated with the concepts appearing in the proposition). In order to meet the parsimony criterion, one may choose to eliminate non-strategic propositions. Note that this is a subjective judgment and will introduce a bias in the resulting theory. Another strategy is to explore the possibility of expressing a proposition by a deterministic interaction law. A final strategy is to obtain the canonical set of propositions, which is the minimum and necessary set that fully describes the system. In Section 4.3, this last strategy and a procedure to automate it are formally defined. But first, it is necessary to describe how to formalize the hypotheses.

The formalization will again be driven by the language of propositional logic with variables, as described in A.2. Roughly speaking, in this logic, the formulas are created in two levels. In the first level, we create the literals by considering strings of the form  $P(t_1, \dots, t_n)$ , where  $t_1, \dots, t_n$  are terms created by combining variables, constants and functions, and  $P$  is a relation of arity  $n$ . In the second level, we create formulas by combining literals and simpler formulas using the logical connectors  $\vee$  (“or”),  $\wedge$  (“and”),  $\rightarrow$  (“implies”),  $\leftrightarrow$  (“if and only if”) and  $\neg$  (“not”). In this manner, the hypothesis formalized in this step of the operationalization process will lead to a collection of formulas  $T = \{\varphi_1, \dots, \varphi_n\}$ , usually referred to as the theory.

It is worth mentioning that, when possible, it is particularly interesting to formalize hypotheses using the so-called Horn clauses, that is, formulas of the form

$$(P_1 \wedge P_2 \wedge \dots \wedge P_n) \rightarrow Q,$$

where  $P_1, \dots, P_n$  and  $Q$  are literals in this logic (i.e. relations evaluated in terms, all positive). These formulas are very well suited to be processed in logic programming languages, such as Prolog, as a knowledge base system, and inference can be decided more efficiently. Notice that, in this programming language, such clauses are denoted by  $Q :- P_1, P_2, \dots, P_n$ .

**Example 3.** *Coming back to our running example, the propositions of this case study are described in Table 2. Each of these propositions will be converted into a formula in the language described in Example 2. In particular, we will model these propositions as follows:*

- *P1: ‘A team culture based on responsibility/ownership sharing enables collaboration’. If we consider that a company has achieved a culture based on ownership sharing when  $OS > 5$ , and that collaboration exists when we have more than (Eventual, Low) collaboration, then the resulting formula is*

$$\varphi_1 = [OS > 5] \rightarrow [CL > (Eventual, Low)].$$

- *P2: ‘Promoting collaboration reduces organizational silos/conflicts’. With the same interpretation that collaboration exists when it holds  $CL > (Eventual, Low)$ , this formula translates into*

$$\varphi_2 = [CL > (Eventual, Low)] \rightarrow \neg [SI = True].$$

*Notice that this formula is not a Horn clause.*

- *P6: ‘[...] if there are already separate roles, responsibilities are very clear and collaboration is not fostered or promoted’. Observe that, in this case, the consequence of the implication is negated (no collaboration is expected). Therefore, the formula obtained is the following*

$$\varphi_3 = [RD = True] \rightarrow \neg [CL > (Eventual, Low)].$$

*This formula is not a Horn clause either.*

- *P10: ‘Responsibility/ownership sharing reduces organizational silos/conflicts’. Again, understanding that ownership sharing occurs when  $OS > 5$ , we model this proposition as*

$$\varphi_4 = [OS > 5] \rightarrow \neg [SI = True].$$

*With these propositions, the theory representing the hypotheses of the case study is*

$$T = \{\varphi_1, \varphi_2, \varphi_3, \varphi_4\}.$$

### 4.3 Synthesis from the theory

As the outcome of the process of Sections 4.1 and 4.2, the operationalization procedure has determined a language  $\mathcal{L}$  and a finite theory  $T$  of formulas in the language  $\mathcal{L}$ , representing the hypotheses formulated by formalizing the propositions in the theory.

However, in general, this theory  $T$  will have a limited scope due to two somehow opposite phenomena:

- (1)  $T$  may not contain all the hypotheses that can be logically deduced from it.
- (2)  $T$  may contain redundant hypotheses that can be removed without affecting the capability of the theory.

Fortunately, both problems can be addressed using computational techniques, as described in A.3. Explicitly, to address problem (1), using the Davis-Putnam algorithm (see Algorithm 1), we can easily check whether a formula  $\varphi$  follows from theory  $T$  or not. In the same way, as described in Algorithm 2, it is possible to extract a minimal subtheory  $T_0$  of  $T$  with the same logical capacity and the fewest necessary hypotheses.

Furthermore, in the case where the formulas of the theory  $T$  have a simple form, we can even use graph-theoretic algorithms to address problems (1) and (2), as described in A.4. In particular, we need  $T$  to be an implication theory, which means that all the formulas in  $T$  are of the form

$$\ell \rightarrow \ell',$$

where both  $\ell$  and  $\ell'$  are literals or negations of literals. These theories, despite being very specific, tend to appear in qualitative research, since each of the propositions formalized concern typically two constructs related by an implication (“ $A$ ” implies “ $B$ ”).

In this case, the theory  $T$  can be described as a directed graph  $\mathcal{G}_T$ , as described in A.4, whose nodes are the possible literals or negation of literals appearing in the theory and whose edges are the implications presented in the theory and their counter-reciprocals.

**Example 4.** Consider the theory  $T$  of Example 3. It contains the following literals

$$\begin{aligned} \ell_{OS} &= [\text{OS} > 5], \\ \ell_{CL} &= [\text{CL} > (\text{Eventual}, \text{Low})], \\ \ell_{SI} &= [\text{SI} = \text{True}], \\ \ell_{RD} &= [\text{RD} = \text{True}]. \end{aligned}$$

Therefore, the associated graph has nodes  $\ell_{OS}, \ell_{CL}, \ell_{SI}$  and  $\ell_{RD}$ , as well as its negations  $\neg\ell_{OS}, \neg\ell_{CL}, \neg\ell_{SI}$  and  $\neg\ell_{RD}$ . The resulting graph is shown in Figure 2.

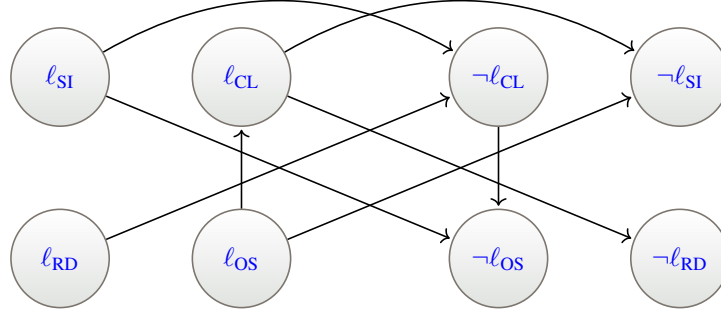


Figure 2: Graph associated with the theory derived from the case study.

Using algorithms on the graph  $\mathcal{G}_T$  we can obtain useful information from it. For instance, problem (1) can be addressed by computing the *transitive closure*  $\overline{\mathcal{G}}_T$  of the graph  $\mathcal{G}_T$ , which is a graph that has edges for every pair of vertices connected in  $\mathcal{G}_T$  (perhaps through a path comprising several edges). This graph  $\overline{\mathcal{G}}_T$  represents an implication theory  $\overline{T}$  that contains all the statements deducible from  $T$ . An algorithm to compute  $\overline{\mathcal{G}}_T$  from the adjacency matrix of  $\mathcal{G}_T$  is described in A.4.

**Example 5.** For the theory  $T$  of Example 3, whose graph was constructed in Example 4, one can construct its transitive closure graph  $\overline{\mathcal{G}}_T$  using the algorithms of A.4. The result is displayed in Figure 3.

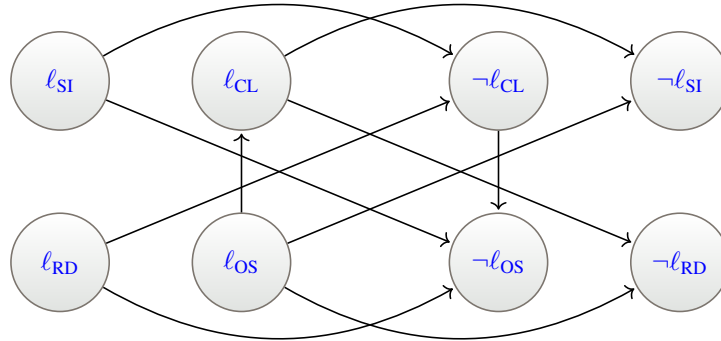


Figure 3: Graph associated with the transitive closure theory of the case study.

From it, we get that the transitive closure theory  $\overline{T}$  contains all the formulas of  $T$ , the formula

$$\varphi_5 = [\text{OS} > 5] \rightarrow \neg[\text{RD} = \text{True}],$$

as well as all their contra-reciprocals.

Finally, and perhaps more interesting, from the transitive closure graph  $\overline{\mathcal{G}}_T$  we can compute its *transitive reduction* to give a graph  $\mathcal{G}_T^0$  with the minimum number of hypotheses needed to generate the same transitive reduction. This can be performed using the procedure described in A.4. In this manner, the transitive reduction graph  $\mathcal{G}_T^0$  corresponds to a minimal subtheory  $T_0$  of  $T$  with the fewest hypotheses needed.

**Example 6.** Continuing with Example 5, the transitive reduction graph  $\mathcal{G}_T^0$  of  $\mathcal{G}_T$  is the one shown in Figure 4.

In this manner, we observe that the corresponding minimal theory  $T_0$  is  $T_0 = T - \{\varphi_4\} = \{\varphi_1, \varphi_2, \varphi_3\}$ , since the hypothesis  $\varphi_4$  is deducible from the others.

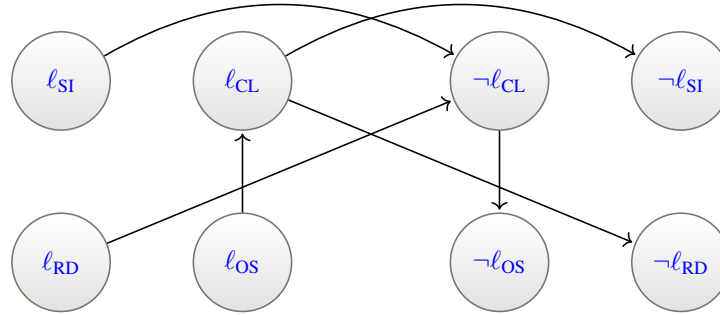


Figure 4: Graph associated with the transitive reduction theory of the case study.

## 5 Results

This paper has described the definition and implementation of a crucial phase in the creation of analytical and substantive theories in qualitative research in empirical software engineering, that is, operationalization.

The operationalization phase has been formally described from three points of view: specification, implementation, and application. The novelty is relevant not only in the formal specification but also in the design of the procedures and their interrelationships.

In the phase of operationalizing the concepts, we have developed criteria to generate the constructs and to describe the variables that characterize them and the empirical values that these variables can take. This is presented in a single table that helps in operationalizing the propositions, since these were formulated in terms of concepts, and the hypotheses must be formulated in terms of constructs. This table is also an element of traceability in the generation of constructs from concepts and hypotheses from propositions. This makes it possible to increase the reliability of the process.

In the phase of operationalizing the propositions, two novel dimensions of this work should be highlighted. First, we propose and explain the use of logical implication instead of causality, with the latter being the usual reasoning used in the literature when describing such propositions despite the problems described in the previous section. Secondly, we design a set of strategies to avoid the explosion of hypotheses and maintain the parsimony of the theory. In this regard, the proposal to generate the canonical set of propositions has not been previously applied in the literature. As we described earlier, this process involves creating the graph and its adjacency matrix, calculating the condensation graph (since the original may contain loops), applying transitive reduction to it, and finally, expand the condensed vertices. See A.4 for a detailed description of this process.

## 6 Threats to Validity

Criteria for judging the quality of research designs are essential to establish the validity (i.e., the accuracy of the findings), and the reliability (i.e., the consistency of procedures and the researcher’s approach) of most empirical research [5, 29].

### 6.1 Validity

As described in Section 3, the operational aspect of the theory research cycle is approached from a qualitative perspective, acknowledging the existence of multiple realities in alignment with the principles of constructivist philosophy. This epistemological position makes the assessment of validity more complex ([8, p. 306]). Many researchers who adopt this position believe that validity is too positivist and does not accurately reflect the nature of qualitative research. Attempts to develop frameworks to evaluate the contribution of constructivist research have encountered mixed reactions. For example, Lincoln and Guba [17] proposed analyzing the trustworthiness of research results in terms of credibility, usefulness, transferability, dependability, and confirmability. This is the approach adopted in this research as follows.

**Credibility** refers to the extent to which conclusions are supported by rich multivocal evidence. Lincoln and Guba [17] proposed five techniques to establish credibility. Among them, this research has implemented “*peer debriefing*”. This technique provides researchers with the opportunity to test their working hypotheses. What may seem

reasonable to the researcher may not appear so to another, uninvolved researcher. In this regard, the formalization of the operationalization process was presented to an expert in mathematical logic who contributed to refining the initial description of the process. The expert also suggested the use of graph traversal algorithms to address the problem of finding the canonical set of propositions.

**Usefulness** refers to the extent to which a study provides actionable recommendations to researchers, practitioners, or educators, and the degree to which the results contribute to the expansion of cumulative knowledge. The description of the operationalization procedures has been provided with sufficient detail and generality to allow other researchers to apply them to their own investigations.

**Transferability** demonstrates whether the findings could plausibly be applied to other contexts. The procedures described for carrying out the operationalization can be applied to any domain where the goal is to generate analytical and substantive theory.

**Conformability** assesses whether the findings emerge from the data collected from cases, not from preconceptions. The operationalization of the theory has been limited to its elements. Only the semantics of some indicators have been qualified to avoid more open interpretations.

**Dependability** demonstrates that the research process is systematic, well-documented, and traceable. The process has been documented from three perspectives: specification, implementation, and application. The products generated by the process indicate their origin and the procedure used to obtain them. For example, in Tables 5-7, each construct specifies the set of concepts from which it is derived.

### 6.2 Reliability

Reliability indicates that the approach of the researchers is consistent between different researchers and projects [5]. The operationalization phase can be repeated as many times as desired and will always yield the same results, given the same concepts, propositions, empirical indicators, and their values. In the case of generating the canonical set of propositions, we have already noted that the resulting graphs may not be isomorphic, but their transitive closure is the same, ensuring that the developed theory remains consistent.

### 6.3 Limitations

The choice of theory type somewhat constrains the way hypotheses are formulated. Since this theory is analytic, we have avoided the formulation of causal hypotheses due to the issues mentioned above. The developed hypotheses are subject to a testing process to verify their validity, followed by an application phase to assess their usefulness (see Figure 1). The theory is substantive, which means its scope of interest is limited to DevOps team structures, and its validity is restricted to the cases on which it was developed.

## 7 Conclusion

Most software engineering theorists predominantly focus on the conceptual development phase when building their theories, resulting in the neglect or omission of subsequent phases, i.e., operationalization, testing and application. Consequently, there is a lack of documentation or evidence for these phases in the current literature.

This paper presents a set of procedures to systematize the operationalization phase in theory building, serving as a natural continuation of previous research aimed at providing a comprehensive framework for theory building in qualitative research. The contribution presented in this paper is part of a larger research initiative focused on theory building [7, 11] and its application to advance knowledge in the fields of DevOps [20, 6] and edge computing [21]. Specifically, this paper illustrates the operationalization phase using the theory on DevOps team structure that was previously described in [6].

This research outlines a comprehensive process for operationalization, proposing a set of procedures to operationalize both concepts and propositions. Innovations presented include criteria for generating constructs, elements for characterizing these constructs, and methods for expressing hypotheses (logical implications). Additionally, we provide some strategies to mitigate the proliferation of hypotheses through the use of a canonical set of propositions, strategic propositions, and a deterministic interaction law.

In the short term, this research aims to outline strategies for automating the operationalization process as much as possible. Concurrently, we are working on strategies to address the testing of the theory. As noted in the operationalization phase, there are currently no documented techniques that specify how to approach this testing process. This work has chosen to describe the theory in the language of propositional logic with variables, anticipating that this

will facilitate the testing phase and allowing its instrumentalization through logic programming such as Prolog. This phase is a purely deductive process in which new evidence must be validated or refuted against the existing theory. To achieve this, it is essential that the evidence is expressed in the same language as the theory itself. Given that the theory is supported by propositional logic, the application phase can leverage propositional logic deduction to answer various queries regarding the theory.

### Conflict of Interest

The authors declare that they have no conflict of interest.

### References

- [1] A. V. Aho, M. R. Garey, and J. D. Ullman. The transitive reduction of a directed graph. *SIAM Journal on Computing*, 1(2):131–137, 1972.
- [2] P. Bhandari. Operationalization. a guide with examples, pros & cons. retrieved 20 october 2022, 2022.
- [3] K. Charmaz. *Constructing Grounded Theory*. Sage 2nd Ed., 2014.
- [4] T. H. Cormen, C. E. Leiserson, R. L. Rivest, and C. Stein. *Introduction to algorithms*. MIT press, 2022.
- [5] J. Creswell. *Research Design: Qualitative, Quantitative, and Mixed Methods Approaches*. SAGE Publications, 2003.
- [6] J. Díaz, J. Pérez, I. Alves, F. Kon, L. Leite, P. Meirelles, and C. Rocha. Harmonizing devops taxonomies—a grounded theory study. *Journal of Systems and Software*, 208:111908, 2024.
- [7] J. Díaz, J. Pérez, C. Gallardo, and Ángel González-Prieto. Applying inter-rater reliability and agreement in collaborative grounded theory studies in software engineering. *Journal of Systems and Software*, 195:111520, 2023.
- [8] D. I. K. S. Forrest Shull, Janice Singer. *Guide to Advanced Empirical Software Engineering*. Springer London, London, 2008.
- [9] K. G. and S. D.E. A theory of coordination: From propositions to hypotheses in agile software development. In *Proceedings of the 54th Hawaii International Conference on System Sciences*, pages 6795–6805, 2021.
- [10] B. Glaser and A. L. Strauss. *The Discovery of Grounded Theory: Strategies for Qualitative Research*. Aldine de Gruyter, New York, 1967.
- [11] Á. González-Prieto, J. Perez, J. Diaz, and D. López-Fernández. Reliability in software engineering qualitative research through inter-coder agreement. *Journal of Systems and Software*, 202:111707, 2023.
- [12] S. Gregor. The nature of theory in information systems. *MIS Q.*, 30(3):611–642, sep 2006.
- [13] J. Harrison. *Handbook of practical logic and automated reasoning*. Cambridge University Press, 2009.
- [14] D. Hume. *An enquiry concerning human understanding (3rd ed.) (P. N. Nidditch, Ed.)*. Oxford, UK: Clarendon Press. (Original work published 1777), 1975.
- [15] J. Jaccard and J. Jacoby. *Theory construction and model-building skills: A practical guide for social scientists (2nd ed.)*. The Guilford Press, 2020.
- [16] R. Kowalski and D. Kuehner. Linear resolution with selection function. *Artificial Intelligence*, 2(3-4):227–260, 1971.
- [17] Y. Lincoln, E. Guba, E. .-2008, and S. Publishing. *Naturalistic Inquiry*. SAGE Publications, 1985.
- [18] A. J. d. O. Luna, M. L. Marinho, and H. P. de Moura. Agile governance theory: operationalization. *Innovations in Systems and Software Engineering*, 16(1):3–44, 2020.
- [19] S. A. Lynham. The general method of theory-building research in applied disciplines. *Advances in Developing Human Resources*, 4(3):221–241, 2002.
- [20] D. López-Fernández, J. Díaz, J. García, J. Pérez, and Á. González-Prieto. Devops team structures: Characterization and implications. *IEEE Transactions on Software Engineering*, 48(10):3716–3736, 2022.
- [21] J. Pérez, J. Díaz, J. Berrocal, R. López-Viana, and A. González-Prieto. Edge computing: A grounded theory study. *Computing*, 104(12):2711–2747, Dec. 2022.
- [22] D. R. *Theory building: a practical guide to the construction and testing of theoretical models*. Free Press, New York, 1978.

- [23] P. Ralph et al. Empirical standards for software engineering research, 2021.
- [24] B. Russell. *The scientific outlook*. London: Allen & Unwin, 1931.
- [25] D. I. Sjøberg, T. Dybå, B. Anda, and J. E. Hannay. Building theories in software engineering. In *Guide to Advanced Empirical Software Engineering*, 2008.
- [26] D. I. K. Sjøberg and G. R. Bergersen. Construct validity in software engineering. *IEEE Transactions on Software Engineering*, 49(3):1374–1396, 2023.
- [27] K.-J. Stol. Teaching theorizing in software engineering research. *arXiv preprint arXiv:2406.17174*, 2024.
- [28] D. Van Dalen and D. van Dalen. *Logic and structure*, volume 3. Springer, 1994.
- [29] R. Yin. *Case Study Research and Applications: Design and Methods*. Supplementary textbook. SAGE Publications, 2017.



## A Fundamental notions of propositional logic.

In this appendix, we shall briefly describe the fundamentals of a theory of propositional logic, also known as propositional calculus or sentential logic, with variables. This is a simple extension regular propositional logic to fit with the purposes of this paper. The interested reader can deepen in this formalism by checking [28]. This propositional logic will be useful for the discussion developed in Section 4.

### A.1 Propositional logic

In standard propositional logic with variables we have an infinite collection of *literals* denoted by  $P, P_1, P_2, Q, Q_1, \dots$  or similar symbols. A *formula*, also known as a *hypothesis* in the context of qualitative research, in propositional logic is a string of symbols generated recursively by the following rules:

- A literal is a formula.
- If  $\varphi$  is a formula, then  $\neg\varphi$  is a formula. The new formula must be understood as “not  $\varphi$ ”.
- If  $\varphi$  and  $\psi$  are formulas, then  $\varphi \vee \psi$  is a formula. The new formula must be understood as “ $\varphi$  or  $\psi$ ”.
- If  $\varphi$  and  $\psi$  are formulas, then  $\varphi \wedge \psi$  is a formula. The new formula must be understood as “ $\varphi$  and  $\psi$ ”.
- If  $\varphi$  and  $\psi$  are formulas, then  $\varphi \rightarrow \psi$  is a formula. The new formula must be understood as “ $\varphi$  implies  $\psi$ ”.
- If  $\varphi$  and  $\psi$  are formulas, then  $\varphi \leftrightarrow \psi$  is a formula. The new formula must be understood as “ $\varphi$  if and only if  $\psi$ ”.

Some examples of formulas are  $\varphi = P$ ,  $\varphi = P \wedge (\neg Q)$ , or  $\varphi = (\neg P) \rightarrow (P \wedge Q)$ . The collection of all formulas will be denoted by **For**.

In this context, a *truth assignment* is a function

$$\nu : \mathbf{For} \rightarrow \{0, 1\}$$

such that

$$\begin{aligned} \nu(\psi \wedge \varphi) &= \min(\nu(\psi), \nu(\varphi)) = \begin{cases} 1 & \text{if } \nu(\psi) = 1 \text{ and } \nu(\varphi) = 1, \\ 0 & \text{if } \nu(\psi) = 0 \text{ or } \nu(\varphi) = 0, \end{cases} \\ \nu(\psi \vee \varphi) &= \max(\nu(\psi), \nu(\varphi)) = \begin{cases} 1 & \text{if } \nu(\psi) = 1 \text{ or } \nu(\varphi) = 1, \\ 0 & \text{if } \nu(\psi) = 0 \text{ and } \nu(\varphi) = 0, \end{cases} \\ \nu(\psi \rightarrow \varphi) &= \begin{cases} 1 & \text{if } \nu(\psi) = 0 \text{ or } (\nu(\psi) = 1 \text{ and } \nu(\varphi) = 1), \\ 0 & \text{if } \nu(\psi) = 1 \text{ and } \nu(\varphi) = 0, \end{cases} \\ \nu(\psi \leftrightarrow \varphi) &= \begin{cases} 1 & \text{if } \nu(\psi) = \nu(\varphi), \\ 0 & \text{if } \nu(\psi) \neq \nu(\varphi), \end{cases} \\ \nu(\neg\psi) &= 1 - \nu(\psi). \end{aligned}$$

If a formula  $\varphi$  satisfies  $\nu(\varphi) = 1$ , we say that  $\varphi$  is *true* under the interpretation  $\nu$ , and *false* otherwise. Notice that, due to the construction rules for formulas, a truth assignment is fully determined by the truth values  $\nu(P)$  for each literal  $P \in \mathcal{P}$ .

A collection  $T \subseteq \mathbf{For}$  of formulas is called a *theory*. A formula  $\varphi \in \mathbf{For}$  is said to be a *consequence* of the theory  $T$  if for all truth assignments  $\nu$  such that  $\nu(\psi) = 1$  for all  $\psi \in T$  (i.e. all truth assignments that make  $T$  true), we also have  $\nu(\varphi) = 1$ . We denoted this consequence  $T \models \varphi$ . In particular, if  $T$  is empty, then  $\nu(\varphi) = 1$  for all truth assignments  $\nu$ , and then we say that  $\varphi$  is a *tautology*, denoted by  $\models \varphi$ . Observe that if  $T$  is finite, say  $T = \{\psi_1, \dots, \psi_n\}$ , then  $T \models \varphi$  is equivalent to the fact that  $\psi_1 \wedge \dots \wedge \psi_n \rightarrow \varphi$  is a tautology, i.e.  $\models (\psi_1 \wedge \dots \wedge \psi_n \rightarrow \varphi)$ . On the contrary, a theory  $T$  is said to be *unsatisfiable* if for every truth assignment  $\nu$ , there exists  $\psi \in T$  such that  $\nu(\psi) = 0$ .

For example, let us consider the theory  $T = \{P, P \rightarrow Q\}$ . Then, for the formula  $\varphi = Q$  we have that  $T \models Q$ , since  $(P \wedge (P \rightarrow Q)) \rightarrow Q$  is a tautology. Another example of tautology is the ‘principle of the excluded middle’  $\models (P \vee \neg P)$  for each literal  $P$ .

### A.2 Propositional logic with variables

Despite the power of propositional logic, for this work we will need to consider a simple extension of the propositional logic by adding variables. This will add an extra layer of complexity providing a logic in the midpoint between

regular propositional logic and first-order logic that will be very useful for our purposes. Roughly speaking, the idea is that in this case the literals are no longer atomic, but composed of more complex sentences.

In this manner, this logic is defined on a certain *language*, which is a tuple  $\mathcal{L} = (\mathcal{U}, \mathcal{V}, \mathcal{F}, \mathcal{R})$  of:

- A finite set of *universes*  $\mathcal{U} = (U_1, U_2, \dots, U_n)$ , that represent the possible types of the variables considered.
- A set of *variables*  $\mathcal{V} = (V_1, V_2, \dots, V_n)$ , that represent values that will be taken when interpreted. The variables of  $V_i$  are thought to have type in the universe  $U_i$ .
- A set of *functions*  $\mathcal{F} = (F_1, F_2, \dots, F_n)$ , that represent functions when interpreted, one collection of functions per universe. Each function will have an associated *arity*, which is a positive natural number representing its number of arguments.
- A set of *relations*  $\mathcal{R} = (R_1, R_2, \dots, R_n)$ , that will represent relations to be checked when interpreted. Each relation will have an associated *arity* which is a non-negative number.

In this setting, we can define *terms* with types recursively as follows:

- For each  $i$ , a variable  $x \in V_i$  is a term of type  $U_i$ .
- For each  $i$ , a value  $c \in U_i$  is a term of type  $U_i$ .
- If  $t_1, \dots, t_n$  are terms of type  $U_i$  (same  $i$  for all of them), and  $f \in F_i$  is a function of arity  $n$ , then  $f(t_1, \dots, t_n)$  is a term of type  $U_i$ .

For example, in a language with a unique universe  $\mathcal{U} = (U_1 = \mathbb{R})$  of real numbers,  $\mathcal{V} = (V_1 = \{a, b\})$  and functions  $\mathcal{F} = (F_1 = \{\sin, +\})$ , with  $\sin$  is an unary function and  $+$  a binary function, the following are terms of type  $U_1$ :  $a$ ,  $\sin(a)$ ,  $a + b$  and  $\sin(a) + b$ .

With these terms, a *literal* is given by a string of the form  $R(t_1, \dots, t_n)$ , where  $R \in R_i$  is a relation of arity  $n \geq 0$  and  $t_1, \dots, t_n$  are terms of type  $U_i$ . Following the previous example, if we consider the relations  $\mathcal{R} = (R_1 = \{\leq, \neq 0\})$  with  $\leq$  being a binary relation and  $\neq 0$  a unary relation, then  $\sin(a) \leq b$ ,  $\sin(a) + b \leq a + b$  or  $\sin(a) \neq 0$  are literals of type  $U_1$ . Notice that a relation of arity 0 should be interpreted as a literal with no variables, as in the previous case of regular propositional logic.

From these literals, the formulas are constructed in the same way as in the standard propositional logic, by composing literals with the operators  $\wedge, \vee, \neg, \rightarrow$  and  $\leftrightarrow$ . The set of formulas constructed in this way is denoted by **For**.

In this logic, a truth assignment is induced by a *model*. A model  $\mathcal{M}$  is an assignment that converts every variable  $x \in V_i$  of type  $U_i$  into a value  $c^{\mathcal{M}} \in U_i$ . Analogously, every term  $t$  of type  $U_i$  is converted into a value  $t^{\mathcal{M}} \in U_i$ . In this manner, a model induces a truth assignment  $\nu_{\mathcal{M}} : \mathbf{For} \rightarrow \{0, 1\}$  by setting that, for a literal of the form  $R(t_1, \dots, t_n)$  with  $R$  a relation and  $t_1, \dots, t_n$  terms of type  $U_i$ , we have  $\nu_{\mathcal{M}}(R(t_1, \dots, t_n)) = 1$  if  $R(t_1^{\mathcal{M}}, \dots, t_n^{\mathcal{M}})$  holds as a relation in  $U_i$ .

With these ideas, we obtain analogous notions of theory  $T \subseteq \mathbf{For}$  and consequence  $T \models \varphi$  if for every model  $\mathcal{M}$  such that  $\nu_{\mathcal{M}}(\psi) = 1$  for all  $\psi \in T$ , we also have  $\nu_{\mathcal{M}}(\varphi) = 1$ . In particular, a tautology is a formula  $\varphi$  such that  $\nu_{\mathcal{M}}(\varphi) = 1$  for every model  $\mathcal{M}$ . Analogously, a theory  $T$  is said to be unsatisfiable if for every model  $\mathcal{M}$ , there exists  $\psi \in T$  such that  $\nu_{\mathcal{M}}(\psi) = 0$ .

### A.3 Automatic deduction

In this section, we shall briefly review some of the existing methods for automatic deduction in propositional logic. For a more thorough introduction, see [13]. We will focus on propositional calculus since, for the purposes of deduction, we can consider as ‘atomic’ the literals in the propositional calculus with variables, so that a literal of the form  $R(t_1, \dots, t_n)$  is just treated as a literal  $R$ .

Suppose that  $T$  is a theory and  $\varphi \in \mathbf{For}$  is a formula. Observe that  $\varphi$  is a consequence of  $T$ , that is  $T \models \varphi$ , if and only if  $T \cup \{\neg\varphi\}$  is an unsatisfiable theory. In this manner, the most effective methods for automatic deduction are based exactly on unsatisfiability detectors.

The most common method for checking this unsatisfiability is the so-called Davis-Putnam algorithm. It is based on the resolution rule, that claims that, for any formulas  $\psi, \varphi \in \mathbf{For}$  and any literal  $P$ , we have

$$\{\psi \vee P, \varphi \vee \neg P\} \models \psi \vee \varphi.$$

To apply it, recall that any formula  $\varphi \in \mathbf{For}$  can be put in disjunctive normal form (DNF) as an equivalent formula that is a juxtaposition of and's of or's, that is

$$\varphi \equiv C_1 \wedge \dots \wedge C_n,$$

where  $C_i = \ell_{i,1} \vee \dots \vee \ell_{i,m_i}$  are the so-called clauses, with  $\ell_{i,j}$  literals or negation of literals. For instance, the DNF of the formula  $P \rightarrow (Q \vee R)$  is  $(\neg P \vee Q) \wedge (\neg P \vee R)$ . In this manner, given a theory  $T$ , we can form its *clausal theory*  $T_c$  as the equivalent theory formed by the clauses of the DNFs of the formulas in  $T$ . Using the fact that a clausal theory is unsatisfiable if and only if the empty clause can be obtained by applying the resolution rule reiteratively, we obtain the Davis-Putnam algorithm, as described in Algorithm 1.

```

Data: Theory  $T$ 
Result: Whether  $T$  is unsatisfiable or not
 $X :=$  Clausular form of  $T$ ;
while not  $\emptyset \in X$  do
     $\mathcal{R}(X) :=$  Set of all the possible resolutions in  $X$ ;
    if  $\mathcal{R}(X) = X$  then
        | return  $T$  is satisfiable;
    end
     $X := \mathcal{R}(X)$ ;
end
return  $T$  is unsatisfiable;
    
```

**Algorithm 1:** Davis-Putnam algorithm

It is worth mentioning that, in the case that all the clauses in  $T_c$  are Horn clauses, i.e. clauses with at most one non-negated literal, then the automatic deduction can be performed even more efficiently by using the so-called SLD (Selected Linear Definite) algorithm, whose pseudo-code can be checked in [16].

With this tool at hand to decide whether  $T \models \varphi$  for any formula  $\varphi$ , in the case that  $T$  is finite, we can extract a ‘minimal equivalent theory’  $T_0 \subseteq T$  from  $T$ . This theory satisfies that  $T$  is equivalent to  $T_0$  and no formula can be removed from  $T_0$  without losing the equivalence with  $T$ .

```

Data: Theory  $T$ 
Result: A minimal equivalent theory  $T_0 \subseteq T$ 
 $T_0 := T$ ;
for  $\varphi \in T_0$  do
    | if  $T_0 - \{\varphi\} \models \varphi$  (using Algorithm 1) then
        | |  $T_0 := T_0 - \{\varphi\}$ ;
    | end
end
return  $T_0$ ;
    
```

**Algorithm 2:** Computation of a minimal theory

Observe that the minimal theory  $T_0$  is not unique, and the result depends on the order in which the formulas are checked at the ‘for’ statement in Algorithm 2.

#### A.4 Automatic deduction in implication theories

In the case that the theory  $T$  is simple, we can perform automatic deduction even more easily than with Algorithm 1 by using some graph theory methods. In this section, we will suppose that our theory  $T$  is an *implication theory*, meaning that  $T$  is finite and all the formulas  $\varphi$  of  $T$  are of the form

$$\varphi = \ell \rightarrow \ell',$$

where both  $\ell$  and  $\ell'$  are either literals or negation of literals.

In this case, let  $P_1, \dots, P_n$  be all the literals appearing in  $T$ . We can represent  $T$  as a graph  $\mathcal{G}_T$  whose vertices are labelled with  $P_1, \dots, P_n$  and its negations  $\neg P_1, \dots, \neg P_n$ . For each formula of the form  $\ell \rightarrow \ell'$  in  $T$ , we draw a directed edge between the vertex  $\ell$  and the vertex  $\ell'$  as well as another one between  $\neg \ell'$  and  $\neg \ell$  (understanding that  $\neg \neg P = P$  for a literal  $P$ ).

**Example 7.** To illustrate this idea, suppose that we have a theory comprised of the following formulas

$$T = \{Q \rightarrow R, P \rightarrow R, S \rightarrow Q, \neg S \rightarrow \neg P\}.$$

In that case, the associated graph has vertices  $P, Q, R, S, \neg P, \neg Q, \neg R$  and  $\neg S$  with the edges shown in Figure 5.

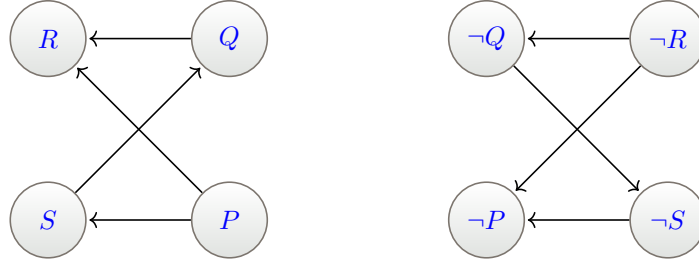


Figure 5: Example of the graph associated with an implication theory.

From this graph  $\mathcal{G}_T$  representing the theory, we exploit its structure to infer properties of the theory  $T$  by simply applying graph algorithms. An interesting information is the *transitive closure* of  $\mathcal{G}_T$ , which is a graph  $\bar{\mathcal{G}}_T$  with the same vertices as  $\mathcal{G}_T$  and such that an edge  $\ell \rightarrow \ell'$  exists in  $\bar{\mathcal{G}}_T$  if and only if there exists a directed path from  $\ell$  to  $\ell'$  in  $\mathcal{G}_T$ . Equivalently, this means that  $\ell'$  is inferable from  $\ell$  using the theory  $T$  by combining several of its implications, so that the edges in  $\bar{\mathcal{G}}_T$  represent all the possible implications derived from  $T$ .

There exist several ways of computing the transitive closure of  $\mathcal{G}_T$ . The most direct one is to compute the adjacency matrix  $A_{\mathcal{G}_T}$  and to calculate the products  $A_{\mathcal{G}_T}^k$ , for  $1 \leq k \leq n$ , where  $n$  is the number of vertices in  $\mathcal{G}_T$ . This matrix  $A_{\mathcal{G}_T}^k$  contains a non-zero entry in the position  $(i, j)$  if and only if there exists a directed path starting in the  $i$ -th vertex and ending in the  $j$ -th vertex with length exactly  $k$ . With this information, we can form

$$B_{\mathcal{G}_T} = \sum_{k=1}^n A_{\mathcal{G}_T}^k,$$

which represents all the vertices reachable in  $\mathcal{G}_T$ . Therefore, the adjacency matrix of  $\bar{\mathcal{G}}_T$  is precisely the binarization of  $B_{\mathcal{G}_T}$ , i.e. the  $(i, j)$ -entry of  $A_{\bar{\mathcal{G}}_T}$  is 1 if the  $(i, j)$ -entry of  $B_{\mathcal{G}_T}$  is positive, and it is 0 otherwise. However, since matrix multiplication might be expensive computationally, alternative methods can be used, such as the Floyd–Warshall algorithm [4] for minimum distance in a graph, so that again the edges in  $\bar{\mathcal{G}}_T$  are precisely those connecting edges in  $\mathcal{G}_T$  at a finite distance.

**Example 8.** Coming back to our Example 7, the adjacency matrix of  $\mathcal{G}_T$  is the following

$$A_{\mathcal{G}_T} = \begin{pmatrix} 0 & 0 & 1 & 1 & 0 & 0 & 0 & 0 \\ 0 & 0 & 1 & 0 & 0 & 0 & 0 & 0 \\ 0 & 0 & 0 & 0 & 0 & 0 & 0 & 0 \\ 0 & 1 & 0 & 0 & 0 & 0 & 0 & 0 \\ 0 & 0 & 0 & 0 & 0 & 0 & 0 & 0 \\ 0 & 0 & 0 & 0 & 0 & 0 & 0 & 1 \\ 0 & 0 & 0 & 0 & 1 & 1 & 0 & 0 \\ 0 & 0 & 0 & 0 & 1 & 0 & 0 & 0 \end{pmatrix}.$$

In this manner, if we compute  $B_{\mathcal{G}_T} = A_{\mathcal{G}_T} + A_{\mathcal{G}_T}^2 + \dots + A_{\mathcal{G}_T}^8$ , we get

$$B_{\mathcal{G}_T} = \begin{pmatrix} 0 & 1 & 2 & 1 & 0 & 0 & 0 & 0 \\ 0 & 0 & 1 & 0 & 0 & 0 & 0 & 0 \\ 0 & 0 & 0 & 0 & 0 & 0 & 0 & 0 \\ 0 & 1 & 1 & 0 & 0 & 0 & 0 & 0 \\ 0 & 0 & 0 & 0 & 0 & 0 & 0 & 0 \\ 0 & 0 & 0 & 0 & 1 & 0 & 0 & 1 \\ 0 & 0 & 0 & 0 & 2 & 1 & 0 & 1 \\ 0 & 0 & 0 & 0 & 1 & 0 & 0 & 0 \end{pmatrix}.$$

Therefore, the adjacency matrix of the transitive closure graph is

$$A_{\bar{\mathcal{G}}_T} = \begin{pmatrix} 0 & 1 & 1 & 1 & 0 & 0 & 0 & 0 \\ 0 & 0 & 1 & 0 & 0 & 0 & 0 & 0 \\ 0 & 0 & 0 & 0 & 0 & 0 & 0 & 0 \\ 0 & 1 & 1 & 0 & 0 & 0 & 0 & 0 \\ 0 & 0 & 0 & 0 & 0 & 0 & 0 & 0 \\ 0 & 0 & 0 & 0 & 1 & 0 & 0 & 1 \\ 0 & 0 & 0 & 0 & 1 & 1 & 0 & 1 \\ 0 & 0 & 0 & 0 & 1 & 0 & 0 & 0 \end{pmatrix},$$

whose associated graph is shown in Figure 6.

It is interesting to notice that, once we know the transitive closure of  $\mathcal{G}_T$ , it is possible to extract a minimal equivalent subgraph with the fewest connections. Explicitly, a *transitive reduction* of a graph  $\mathcal{G}_T$  is a subgraph  $\mathcal{G}_T^0$  with the same vertices as  $\mathcal{G}_T$  and the fewest possible edges such that its transitive closure coincides with the one of

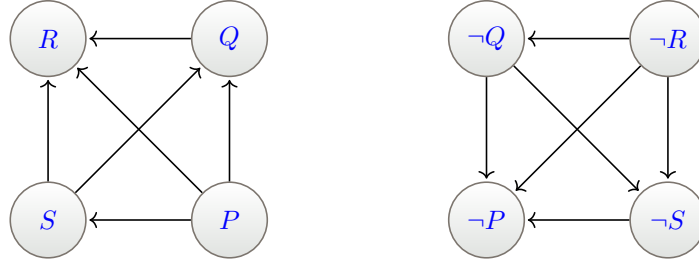


Figure 6: Transitive closure of the graph in Figure 5.

$T$  i.e.  $\overline{\mathcal{G}}_T^0 = \overline{\mathcal{G}}_T$ . A transitive reduction of an acyclic graph  $\mathcal{G}_T$  can be easily computed as the graph whose adjacency matrix is the binarization of  $A_{\mathcal{G}_T} - A_{\mathcal{G}_T} \cdot A_{\overline{\mathcal{G}}_T} = A_{\mathcal{G}_T}(\text{Id} - A_{\overline{\mathcal{G}}_T})$ . Indeed, the product  $A_{\mathcal{G}_T} \cdot A_{\overline{\mathcal{G}}_T}$  represents those vertices that are connected by a path of length greater or equal than two so, if we subtract them from  $A_{\mathcal{G}_T}$ , we exactly get the irredundant edges.

**Example 9.** Continuing with Example 7, the product  $A_{\mathcal{G}_T} \cdot A_{\overline{\mathcal{G}}_T}$  is

$$A_{\mathcal{G}_T} \cdot A_{\overline{\mathcal{G}}_T} = \begin{pmatrix} 0 & 1 & 1 & 0 & 0 & 0 & 0 & 0 \\ 0 & 0 & 0 & 0 & 0 & 0 & 0 & 0 \\ 0 & 0 & 0 & 0 & 0 & 0 & 0 & 0 \\ 0 & 0 & 1 & 0 & 0 & 0 & 0 & 0 \\ 0 & 0 & 0 & 0 & 0 & 0 & 0 & 0 \\ 0 & 0 & 0 & 0 & 1 & 0 & 0 & 0 \\ 0 & 0 & 0 & 0 & 1 & 0 & 0 & 1 \\ 0 & 0 & 0 & 0 & 0 & 0 & 0 & 0 \end{pmatrix}.$$

Therefore, we have that

$$A_{\mathcal{G}_T} - A_{\mathcal{G}_T} \cdot A_{\overline{\mathcal{G}}_T} = \begin{pmatrix} 0 & -1 & 0 & 1 & 0 & 0 & 0 & 0 \\ 0 & 0 & 1 & 0 & 0 & 0 & 0 & 0 \\ 0 & 0 & 0 & 0 & 0 & 0 & 0 & 0 \\ 0 & 1 & -1 & 0 & 0 & 0 & 0 & 0 \\ 0 & 0 & 0 & 0 & 0 & 0 & 0 & 0 \\ 0 & 0 & 0 & 0 & -1 & 0 & 0 & 1 \\ 0 & 0 & 0 & 0 & 0 & 1 & 0 & -1 \\ 0 & 0 & 0 & 0 & 1 & 0 & 0 & 0 \end{pmatrix}.$$

Therefore, the adjacency matrix of the transitive closure graph is the binarization of the previous matrix, which is

$$A_{\mathcal{G}_T^0} = \begin{pmatrix} 0 & 0 & 0 & 1 & 0 & 0 & 0 & 0 \\ 0 & 0 & 1 & 0 & 0 & 0 & 0 & 0 \\ 0 & 0 & 0 & 0 & 0 & 0 & 0 & 0 \\ 0 & 1 & 0 & 0 & 0 & 0 & 0 & 0 \\ 0 & 0 & 0 & 0 & 0 & 0 & 0 & 0 \\ 0 & 0 & 0 & 0 & 0 & 0 & 1 & 0 \\ 0 & 0 & 0 & 0 & 0 & 1 & 0 & 0 \\ 0 & 0 & 0 & 0 & 1 & 0 & 0 & 0 \end{pmatrix}.$$

The associated graph is shown in Figure 7. We can observe that this subgraph contains no redundant links for deduction and that  $\overline{\mathcal{G}}_T^0 = \overline{\mathcal{G}}_T$ .

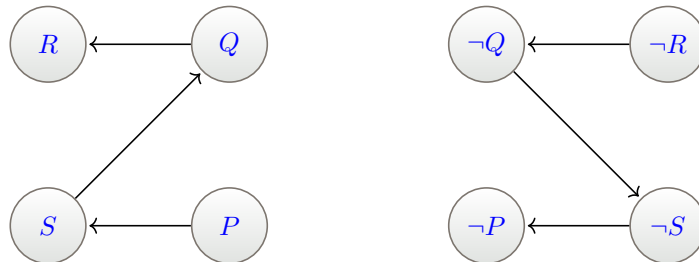


Figure 7: Transitive reduction of the graph in Figure 5.

If the original graph contains cycles, we first compute the so-called *condensation graph*  $\mathcal{G}_T^c$ , whose vertices represent strongly connected components of  $\mathcal{G}_T$  and an edge between two connected components in  $\mathcal{G}_T^c$  exists if and only if there is an edge connecting any two vertices in the corresponding components in the original graph. The condensation graph  $\mathcal{G}_T^c$  is acyclic by definition, so we can compute its transitive reduction  $(\mathcal{G}_T^c)^0$  using the previous

algorithm for acyclic graphs. From this information, the transitive reduction of  $\mathcal{G}_T$  can be computed by expanding  $(\mathcal{G}_T^c)^0$  by replacing each vertex of the condensation by a cycle with all the vertices in the corresponding strongly connected component of  $\mathcal{G}_T$ . All the incoming edges to a condensed vertex are connected to one of the vertices of the substituting cycle (arbitrarily, since all are equivalent). For further details, see [1].