

Failure Probability Estimation for Black-Box Autonomous Systems using State-Dependent Importance Sampling Proposals

Harrison Delecki

Sydney M. Katz

Mykel J. Kochenderfer

*Department of Aeronautics and Astronautics
Stanford University, Stanford, CA 94305, USA*

HDELECKI@STANFORD.EDU

SMKATZ@STANFORD.EDU

MYKEL@STANFORD.EDU

Abstract

Estimating the probability of failure is a critical step in developing safety-critical autonomous systems. Direct estimation methods such as Monte Carlo sampling are often impractical due to the rarity of failures in these systems. Existing importance sampling approaches do not scale to sequential decision-making systems with large state spaces and long horizons. We propose an adaptive importance sampling algorithm to address these limitations. Our method minimizes the forward Kullback–Leibler divergence between a state-dependent proposal distribution and a relaxed form of the optimal importance sampling distribution. Our method uses Markov score ascent methods to estimate this objective. We evaluate our approach on four sequential systems and show that it provides more accurate failure probability estimates than baseline Monte Carlo and importance sampling techniques. This work is open sourced.¹

Keywords: safety validation, autonomous systems, importance sampling

1. Introduction

Autonomous systems are increasingly being considered for safety-critical domains such as aviation (Kochenderfer et al., 2012; Owen et al., 2019), autonomous driving (Badue et al., 2021), and home robotics (Zachiotis et al., 2018). These autonomous systems operate sequentially by taking actions after receiving observations of the environment. For example, an autonomous vehicle must continuously process sensor data, predict the movements of other vehicles, and make decisions about steering and braking. The safety of these systems must be rigorously validated in simulation before deployment. One way to quantify system safety is to estimate the probability of system failure such as a collision of an autonomous vehicle with other agents. Estimating the probability of failure for autonomous systems may highlight weaknesses and uncover potentially dangerous scenarios.

There are three key challenges associated with estimating the probability of failure in sequential autonomous systems. First, failures tend to be rare when the system is designed to be safe. Estimating the probability of failure using simple methods like Monte Carlo sampling may require an enormous number of expensive simulations. Second, the search space over failure events is very high-dimensional because autonomous systems operate over large state spaces and long time horizons. Third, autonomous systems can exhibit multimodal failures, requiring validation techniques that can adequately capture diverse behaviors.

Many previous approaches have attempted to address these challenges through importance sampling techniques. Importance sampling techniques aim to sample from alternative distributions that

1. <https://github.com/sisl/SPAIS.jl>

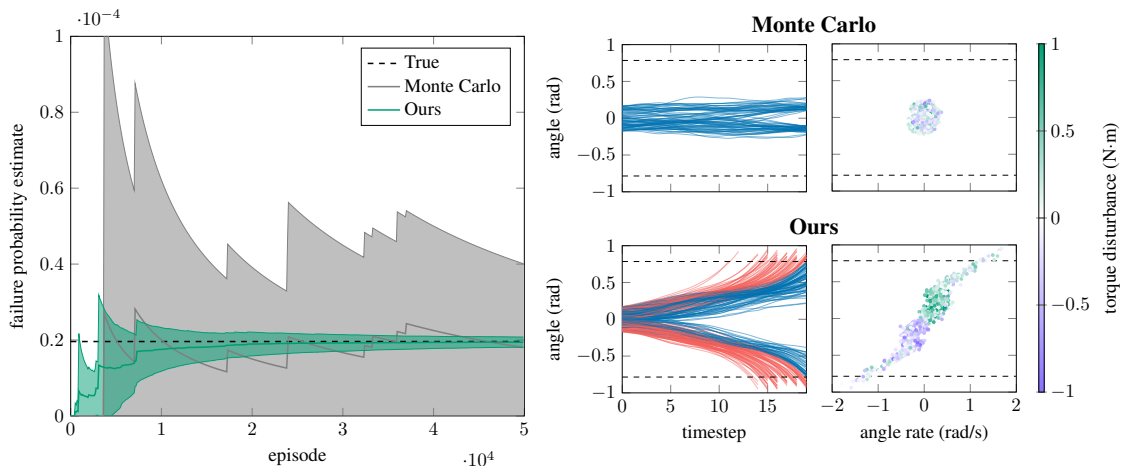


Figure 1: Comparison of the proposed approach and Monte Carlo (MC) sampling for estimating failure probabilities in an inverted pendulum with a rule-based controller under torque disturbances. Failures occur when the magnitude of the pendulum’s angle from the vertical exceeds a threshold. The left figure shows the estimated failure probability using our method during training compared to MC. Our method is more accurate with fewer samples than MC. The middle two figures compare 200 pendulum angle trajectories over time using samples from MC and from ours after training. Our method discovers failure trajectories (red) across modes, while all MC samples are safe (blue). The two right figures show torque disturbances applied at each state in the sampled trajectories. Our method learns to add positive torque disturbances for positive angles (left from vertical) and vice versa, enabling efficient sampling for failure probability estimation.

assign higher likelihood to failure events (Owen and Zhou, 2000). These methods often struggle to scale to high-dimensional, long-horizon problems because they rely on simple parametric proposals that are difficult to design. Extensions of importance sampling to sequential problems using dynamic programming and reinforcement learning show promise but remain limited to small discrete state spaces and short time horizons (Chryssanthacopoulos et al., 2010; Corso et al., 2022).

In this work, we aim to enable efficient failure probability estimation for black-box sequential systems through importance sampling. Inspired by previous work, we decompose the high-dimensional sampling problem over system trajectories using a sequential state-dependent proposal distribution. We optimize the proposal by minimizing the forward Kullback–Leibler (KL) divergence between the sequential proposal and an approximate distribution over failure trajectories. We estimate gradients of the objective using a Markov score ascent method (Naesseth et al., 2020; Kim et al., 2022), which approximates samples from the target distribution using MCMC. In addition to optimizing the proposal, the algorithm uses these samples to compute an importance sampling estimate of the probability of failure. The impact of our approach is illustrated in fig. 1. In summary, our contributions are as follows:

- We propose a sequential state-based importance sampling proposal for failure probability estimation of autonomous systems.
- We optimize the proposal by minimizing the forward KL divergence to a tractable approximation of the optimal importance sampling distribution.
- We demonstrate that the proposed approach achieves more accurate estimates of the probability of failure compared to baselines on four sample problems.

2. Related Work

In this section, we first review broad categories of safety validation approaches. Then, we review failure probability estimation methods, including adaptive importance sampling techniques.

White-Box vs. Black-Box Traditional validation methods take a white-box approach that uses internal information about the system under test to prove safety properties (Schumann, 2001; Clarke et al., 2018). In this work, we take a black-box approach. Black-box methods generally scale to large, complex systems because they do not require an internal model, but only pass inputs to the system and observe outputs. See the survey by Corso et al. (2021) for more on black-box methods.

Falsification A common approach to black-box safety validation of sequential systems is falsification, which aims to find individual failure trajectories. Falsification approaches use optimization (Deshmukh et al., 2017), trajectory planning (Tuncali and Fainekos, 2019), and reinforcement learning (Akazaki et al., 2018) to find specific inputs that lead to failure. Adaptive Stress Testing further incorporates trajectory likelihood to search for the most-likely failure event (Lee et al., 2020). The drawback of falsification methods is that they tend to converge on a single failure, such as the most-likely or most severe, and do not explore the space of potential failures.

Failure Probability Estimation Failure probability estimation provides a more comprehensive assessment of system safety by characterizing the distribution over failures. Some previous approaches rely on Markov chain Monte Carlo (MCMC) methods to sample failure events (Sinha et al., 2020; Norden et al., 2019). These approaches are generally only feasible in low-dimensional problems, may require domain knowledge to perform well, or may require the system under test to be differentiable to scale to larger problems. Adaptive Importance Sampling (AIS) methods iteratively improve a proposal distribution using samples from the proposal (Bugallo et al., 2017; Rubinstein and Kroese, 2004; Cappé et al., 2004). The drawback of these methods is that they tend to become intractable in problems with long time horizons, and they are typically limited to modeling a small set of input parameters (Uesato et al., 2019). Importance sampling algorithms have been extended to sequential problems by incorporating dynamic programming, but this approach is limited to small discrete state spaces (Chryssanthacopoulos et al., 2010). Finally, some work builds on reinforcement learning by iteratively improving a proposal using policy gradient methods (Corso et al., 2022). Due to the large variance of the estimator, this approach does not scale to long horizons or large action spaces. In this work, we propose an AIS algorithm for sequential problems with continuous state spaces and long horizons.

3. Background

In this section, we provide necessary background on safety validation for sequential autonomous systems, failure probability estimation, and importance sampling.

3.1. Safety Validation for Sequential Systems

Consider a system under test that takes actions a in an environment after receiving observations o of its state s . We assume states may transition stochastically according to a transition model $p(s' | s, a)$ and state observations may depend on imperfect sensors modeled as $p(o | s)$. The system under test may also act stochastically depending on the observation with policy $\pi(a | o)$.

In safety validation, we search for failure events by controlling sources of randomness in the state transitions, observations, and system under test. We use disturbances, denoted by x , to control sources of randomness. We assume disturbances are continuous values in the space $\mathcal{X} \subseteq \mathbb{R}^{D_x}$ where $D_x \in \mathbb{N}$ is the dimension of the disturbance space. Given a state s_t and disturbance x_t at time t , we can simulate the next timestep $t + 1$ according to

$$o_t \sim p(\cdot \mid s_t, x_t), \quad a_t \sim \pi(\cdot \mid o_t, x_t), \quad s_{t+1} \sim p(\cdot \mid s_t, a_t, x_t) \quad (1)$$

where different components of the disturbance x_t may be applied to the observation, system under test, and transition. Given a set of disturbances up to horizon T , we can simulate the system under test with disturbances to compute a system trajectory $\tau = (s_1, a_1, o_1, x_1, \dots, s_T, a_T, o_T, x_T)$.

We assume that disturbances are sampled according to a distribution that may depend on the current system state $d(x \mid s)$. The disturbance distribution reflects how likely different disturbances are to occur in the real operating environment, and is typically designed using real-world data or expert knowledge. This formulation could also consider disturbances that depend on observations and actions, but we focus only on state-dependent disturbances for simplicity. Using the disturbance distribution, we can define a distribution over system trajectories

$$p(\tau) = p(s_1) \prod_{t=1}^T p(s_{t+1} \mid s_t, a_t, x_t) p(o_t \mid s_t, x_t) \pi(a_t \mid o_t, x_t) d(x_t \mid s_t) \quad (2)$$

where $p(s_1)$ is the initial state distribution. We denote this the nominal trajectory distribution since it represents the anticipated trajectory distribution in operation.

We evaluate the safety of system trajectories using an evaluation function $f(\tau) \in \mathbb{R}$. When $f(\tau)$ exceeds a failure threshold γ , we say that the trajectory is a failure event, with higher values indicating greater proximity to failure. We can express the distribution over all failure trajectories as the conditional distribution

$$p(\tau \mid \mathbb{1}\{f(\tau) \geq \gamma\}) = \frac{p(\tau) \mathbb{1}\{f(\tau) \geq \gamma\}}{\int p(\tau') \mathbb{1}\{f(\tau') \geq \gamma\} d\tau'} \quad (3)$$

where $\mathbb{1}\{\cdot\}$ is the indicator function and the denominator integrates over all trajectories. The denominator is the total probability of failure, which we denote as μ . Due to the high dimensionality of trajectories and the complexity of autonomous systems, exact computation of this quantity is intractable. Instead, we rely on black-box evaluations of the system to estimate this probability.

3.2. Failure Probability Estimation

Failure probability estimation is the problem of estimating the denominator of eq. (3), or the expected value:

$$\mu = \mathbb{E}_{p(\tau)} [\mathbb{1}\{f(\tau) \geq \gamma\}] \quad (4)$$

A simple approach to estimate μ is using Monte Carlo (MC) sampling, which uses N independent samples from $p(\tau)$ to compute the empirical estimate

$$\hat{\mu}_{\text{MC}} = \frac{1}{N} \sum_{i=1}^N \mathbb{1}\{f(\tau_i) \geq \gamma\} \quad (5)$$

For very rare failures (e.g. $\mu \approx 10^{-9}$), standard Monte Carlo may require billions of samples, making direct estimation infeasible for complex systems.

3.3. Importance Sampling

Importance sampling can reduce the variance of failure probability estimates by focusing samples on regions of interest. IS draws samples from a proposal distribution $q(\tau)$, and computes an estimate

$$\hat{\mu}_{\text{IS}} = \frac{1}{N} \sum_{i=1}^N w(\tau_i) \mathbb{1}\{f(\tau_i) \geq \gamma\} \quad (6)$$

where the samples are weighted according to their importance weight $w(\tau) = p(\tau)/q(\tau)$. The minimum variance importance sampling distribution is the failure distribution itself, meaning that samples are only drawn from the failure region with likelihood proportional to $p(\tau)$. The estimator is unbiased if $q(\tau) > 0$ whenever $\mathbb{1}\{f(\tau_i) \geq \gamma\}p(\tau) > 0$.

The key challenge of importance sampling is designing a good proposal distribution. The variance of the estimator increases roughly exponentially with the problem dimension, but it can be reduced by a well-designed proposal distribution. However, modeling the complex $D_x T$ -dimensional trajectory distributions following previous IS approaches is extremely difficult.

4. Methods

Next, we introduce our method for failure probability estimation in sequential systems. We propose a sequential state-based IS proposal, discuss proposal optimization, and detail our algorithm.

4.1. Sequential Proposal Distribution

To address the challenges of fitting a complex, high-dimensional proposal distribution, we decompose the problem using a proposal applied at each timestep. Since the system behavior and disturbance distribution may depend on the system state, we condition the distribution on the current state. These proposals take the form $q_\theta(x | s)$ with parameters θ . We can draw samples from $q_\theta(\tau)$ by sampling an initial state $s_1 \sim p(s_1)$ and simulating each timestep:

$$x_t \sim q_\theta(\cdot | s_t), \quad o_t \sim p(\cdot | s_t, x_t), \quad a_t \sim \pi(\cdot | o_t, x_t), \quad s_{t+1} \sim p(\cdot | s_t, a_t, x_t) \quad (7)$$

System trajectories sampled using the proposal $q_\theta(x | s)$ have the density:

$$q_\theta(\tau) = p(s_1) \prod_{t=1}^T p(s_{t+1} | s_t, a_t, x_t) p(o_t | s_t, x_t) \pi(a_t | o_t, x_t) q_\theta(x_t | s_t) \quad (8)$$

In computing the importance weight as the ratio of eq. (2) to eq. (8), all terms cancel except the disturbance distribution and the proposal. The importance weight reduces to:

$$w(\tau) = \prod_{t=1}^T \frac{d(x_t | s_t)}{q_\theta(x_t | s_t)} \quad (9)$$

This formulation reduces the problem of learning a proposal over full disturbance trajectories to learning a proposal over a single timestep given the current state. However, obtaining a reliable IS estimate of the failure probability still requires careful design of this proposal.

4.2. Proposal Optimization

The optimal importance sampling distribution is known to be proportional to the true distribution over failure trajectories. Therefore, we propose to learn the proposal parameters by minimizing the forward KL divergence between the proposal and the failure distribution:

$$\theta^* = \operatorname{argmin}_{\theta} D_{KL} (p(\tau \mid \mathbb{1}\{f(\tau) > \gamma\}) \parallel q_{\theta}(\tau)) \quad (10)$$

Minimizing the forward KL divergence is desirable for importance sampling because its mass covering properties help ensure the IS estimator remains unbiased (Rubinstein and Kroese, 2004). This objective is equivalent up to a constant of proportionality to minimizing the cross-entropy:

$$\min_{\theta} \mathcal{L}(\theta) = \min_{\theta} \mathbb{E}_{p(\tau \mid \mathbb{1}\{f(\tau) \geq \gamma\})} [-\log q_{\theta}(\tau)] \quad (11)$$

However, this formulation creates a chicken-and-egg problem, since our goal is to approximate $p(\tau \mid \mathbb{1}\{f(\tau) \geq \gamma\})$ with $q_{\theta}(\tau)$, but the cross-entropy involves an expectation over $p(\tau \mid \mathbb{1}\{f(\tau) \geq \gamma\})$. A common approach optimizes an IS estimate of the expectation. Unfortunately, the variance of the IS estimate increases rapidly with problem dimension, making optimization very difficult especially when the proposal is far from the target.

Building on previous work in variational Bayesian inference, we optimize the objective in eq. (11) using Markov score ascent methods (Naesseth et al., 2020; Kim et al., 2022). Markov score ascent methods can achieve much lower variance estimates of the objective. The key idea of Markov score ascent methods is to estimate the cross-entropy using samples from an MCMC kernel that is ergodic with respect to the target distribution. The kernel is chosen to directly use the approximation of the target distribution $q_{\theta}(\tau)$. With repeated application of the kernel, the samples will be approximately distributed according to the target. Given N trajectories approximately distributed according to the target, we may compute a Monte Carlo estimate of the objective:

$$\mathcal{L}(\theta) \approx \frac{1}{N} \sum_{n=1}^N -\log q_{\theta}(\tau_n) \quad (12)$$

Expanding the objective and removing terms that do not depend on θ , the loss can be computed as

$$\mathcal{L}(\theta) \approx \frac{1}{N} \sum_{n=1}^N \sum_{t=1}^T -\log q_{\theta}(x_{t,n} \mid s_{t,n}) \quad (13)$$

where subscript t, n denotes timestep t in trajectory n . This estimated cross-entropy objective is optimized using stochastic gradient descent.

In this work, we construct an MCMC kernel by performing a single step of Independent Metropolis-Hastings (IMH, Hastings, 1970). Given an initial trajectory τ , we can generate a new sample from IMH by first sampling a proposal trajectory $\tau' \sim q_{\theta}(\cdot)$. IMH either accepts the new trajectory τ' according to the Metropolis-Hastings acceptance probability a :

$$a(\tau, \tau') = \min \left(1, \frac{p(\tau' \mid \mathbb{1}\{f(\tau') \geq \gamma\})q_{\theta}(\tau)}{p(\tau \mid \mathbb{1}\{f(\tau) \geq \gamma\})q_{\theta}(\tau')} \right) = \min \left(1, \frac{w(\tau')}{w(\tau)} \right) \quad (14)$$

Otherwise, IMH rejects the proposal and τ remains the same.

One challenge in applying IMH to sample from the true failure distribution is that the failure distribution applies zero density to safe trajectories. Since failures are rare, many sampled trajectories may be safe. In turn, the acceptance probabilities will be zero, making it very difficult for the MCMC step to move trajectories closer to the failure distribution.

4.3. Approximating the Failure Distribution

To address the issue of low acceptance rates, we use a smooth approximation of the discontinuous failure distribution. Specifically, we approximate the indicator function in the target by $P_\beta(f(\tau) - \gamma)$ where P_β is the cumulative distribution function of a logistic distribution with zero mean and scale β . This approximation replaces the discontinuous indicator with a smooth logistic curve from zero to one. The approximate failure distribution $\tilde{p}(\tau)$ has the unnormalized density

$$\tilde{p}(\tau) \propto p(\tau)P_\beta(f(\tau) - \gamma) \quad (15)$$

which relaxes the failure distribution, enabling stable sampling during optimization. This approximation is visualized in fig. 2 for a few values of β .

Using the approximate posterior, our objective becomes:

$$\mathcal{L}(\theta) = \mathbb{E}_{\tilde{p}(\tau)} [-\log q_\theta(\tau)] \quad (16)$$

We can now apply IMH to generate proposal samples for Markov score ascent by computing the acceptance probability using the unnormalized importance weights under the approximate failure distribution $\tilde{w}(\tau) = \tilde{p}(\tau)/q_\theta(\tau)$. Note that we can still compute the acceptance probability using $\tilde{w}(\tau)$ without knowing the normalizing constant of the approximate failure distribution, because the constant values in the numerator and denominator in the ratio of eq. (14) cancel.

4.4. Algorithm Details

The complete algorithm, which we call State-dependent Proposal Adaptive Importance Sampling (SPAIS), is shown in algorithm 1. The algorithm maintains a set of N trajectories that will be updated using the IMH kernel and a buffer to store evaluations $f(\tau)$ and the corresponding IS weight of samples from $q_\theta(\tau)$. At each iteration, the algorithm samples N new proposal trajectories τ' . These samples are first added to the IS buffer. Next, they are used in the step to update the trajectory set. Each proposed trajectory is accepted or rejected according using the MH acceptance probability. At the end of each iteration, we update the proposal by fitting the proposal to the updated set of trajectories. After a fixed number of iterations, the algorithm returns an IS estimate of the failure probability using eq. (6).

In practice, we parameterize $q_\theta(x | s)$ as a multivariate Gaussian

$$q_\theta(x | s) = \mathcal{N}(x | \mu_\theta(s), \Sigma_\theta(s))$$

where $\mu_\theta(\cdot)$ and $\Sigma_\theta(\cdot)$ are both neural networks with two hidden layers of size 64 and 32 respectively. We find using any small value of β in the range $[10^{-4}, 10^{-2}]$ gives good performance. We use $\beta = 10^{-2}$ for all evaluations. For each problem, we normalize the state space features and pretrain $q_\theta(x | s)$ to match $d(x | s)$.

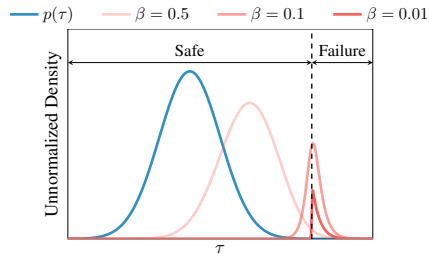


Figure 2: Illustration of $\tilde{p}_\beta(\tau)$.

Algorithm 1 State-dependent Proposal Adaptive Importance Sampling

Input: nominal trajectory distribution $p(\tau)$, evaluation function $f(\tau)$, proposal $q_{\theta_1}(x | s)$
Input: failure threshold γ , number of particles N , number of iterations N_{iter}
Output: failure probability estimate $\hat{\mu}$
Function SPAIS($p(\tau), f(\tau), q_{\theta_1}(x | s), \gamma, N, N_{\text{iter}}$)

```

 $\tau_n \sim q_{\theta_1}(\tau)$  for  $n \in 1 : N$                                 ▷ Sample initial trajectories using eq. (7)
 $\mathcal{D} \leftarrow \{f(\tau_n), p(\tau_n)/q_{\theta_1}(\tau_n)\}_{n=1}^N$                 ▷ Initialize IS buffer
 $\tilde{w}_n \leftarrow p(\tau_n)P_{\beta}(f(\tau_n) - \gamma)/q_{\theta_1}(\tau_n)$  for  $n \in 1 : N$     ▷ Compute MH weights
for  $k \in 1 : N_{\text{iter}}$  do
     $\tau'_n \sim q_{\theta_k}(\tau)$  for  $n \in 1 : N$                                 ▷ Sample proposal trajectories
     $\mathcal{D} \leftarrow \mathcal{D} \cup \{f(\tau'_n), p(\tau'_n)/q_{\theta_k}(\tau'_n)\}_{n=1}^N$         ▷ Update IS buffer
     $\tilde{w}'_n \leftarrow p(\tau'_n)P_{\beta}(f(\tau'_n) - \gamma)/q_{\theta_k}(\tau'_n)$  for  $n \in 1 : N$     ▷ Compute proposal MH weights
     $\tau_n, \tilde{w}_n \leftarrow \text{MHACCEPT}(\tau'_n, \tilde{w}'_n, \tau_n, \tilde{w}_n)$  for  $n \in 1 : N$     ▷ Accept or reject proposal trajectories
     $\mathcal{L}(\theta) \leftarrow \sum_{n=1}^N \sum_{t=1}^T -\log q_{\theta}(x_{t,n} | s_{t,n})$         ▷ Compute loss using eq. (13)
     $\theta_{k+1} \leftarrow \text{SGD}(\mathcal{L}, \theta_k)$                                 ▷ Update proposal using stochastic gradient descent
end
return  $\hat{\mu} \leftarrow \text{IMPORTANCESAMPLINGESTIMATE}(\mathcal{D}, \gamma)$         ▷ Compute failure probability estimate using eq. (6)
    
```

5. Experiments

In this section, we describe our experiments to evaluate the proposed approach. We describe baseline estimation methods, evaluation metrics, and introduce four example safety validation problems.

5.1. Evaluation Metrics and Baselines

We evaluate the bias and variance of the estimated probability of failure using the relative error ϵ_{rel} and absolute relative error ϵ_{abs} , respectively:

$$\epsilon_{\text{rel}} = (\hat{\mu} - \mu)/\mu, \quad \epsilon_{\text{abs}} = |\hat{\mu} - \mu|/\mu$$

We obtain an estimate of the ground truth failure probability μ using 10^7 Monte Carlo samples. Each metric is averaged over 10 trials with 50000 samples per trial to arrive at estimates of the empirical bias and variance for each method.

We compare the method against three baseline methods. The simplest baseline is Monte Carlo estimation. We also compare against a variant of the cross-entropy method (CEM) that optimizes a state-independent proposal distribution applied at each timestep. Finally, we evaluate against PG-AIS, which learns a reinforcement learning policy for importance sampling (Corso et al., 2022).

5.2. Validation Problems

We demonstrate SPAIS on four systems illustrated in fig. 3. Each problem’s properties are reported in table 1.

Inverted Pendulum We evaluate an underactuated inverted pendulum system with a nonlinear rule-based control policy. The system is subjected to additive torque disturbances over 20 timesteps. We define failure to occur when the magnitude of the pendulum’s angle from the vertical exceeds $\pi/4$ rad. This problem has two distinct failure modes corresponding to leftward and rightward falls.

Problem	μ	D_s	D_x	T
Pendulum	1.96×10^{-5}	2	1	20
Crosswalk	5.90×10^{-5}	8	5	100
Collision Avoidance	2.23×10^{-5}	12	1	40
F-16 GCAS	6.59×10^{-5}	13	6	200

Table 1: Failure probability μ , state size D_s , disturbance size D_x , and horizon T for each problem.

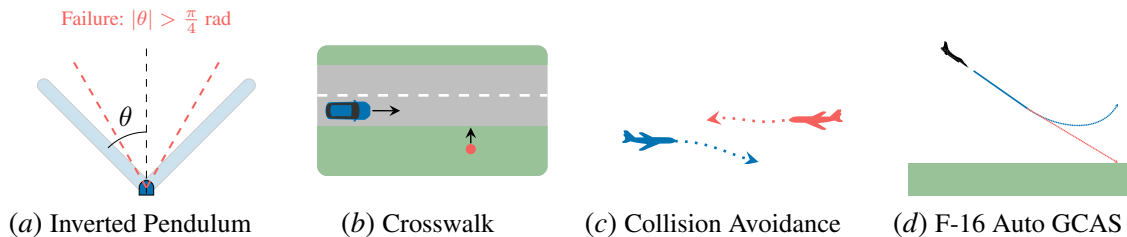


Figure 3: The environments used in failure probability estimation experiments.

Crosswalk In the second experiment we evaluate an autonomous vehicle (AV) approaching a pedestrian at a crosswalk inspired by [Koren et al. \(2018\)](#). The AV uses the Intelligent Driver Model ([Treiber et al., 2000](#)) for longitudinal control, maintaining safe distances from obstacles. We adversarially control the pedestrian’s 2D acceleration, perceived position and speed as detected by the AV. Failures occur when the AV collides with the pedestrian.

Aircraft Collision Avoidance The third experiment evaluates an aircraft collision avoidance system based on the AVOIDDS dataset and simulator ([Smyers et al., 2023](#)). The system detects nearby intruding aircraft and recommends pilot maneuvers (e.g. climb or descend) to avoid midair collisions with the ownship. We evaluate the collision avoidance policy in scenarios with perfect perception of a single intruding aircraft. The intruder’s initial state is randomly sampled according to the AVOIDDS encounter model. We adversarially control the intruder’s vertical rate to cause midair collisions with the ownship.

F-16 Ground Collision Avoidance Finally, we consider a model of the ground collision avoidance system (GCAS) for the F-16 aircraft adapted from [Heidlauf et al. \(2018\)](#). The GCAS detects impending ground collisions and executes a series of maneuvers to prevent collision. We add disturbances to observations of orientation and angular velocity over 200 timesteps. The aircraft starts at an altitude of 578 ft, pitched down 27 deg, and is rolled 22 deg. The controller first rolls the wings level and then pitches up to avoid collision.

6. Results

The relative and absolute error for each method across all problems are reported in table 2. The proposed SPAIS algorithm achieves lower relative and absolute error on all four validation problems. The MC estimator generally has low bias, but high variance. The PG-AIS baseline method tends to have large variance, indicating that it struggles to represent the failure distribution. CEM exhibits a bias, which may be due to mode collapse where the proposal does not cover all failure modes or due to the proposal being spread very wide leading to large importance weights.

We visualize sampled system trajectories from the CEM and SPAIS proposals for each problem in fig. 4. Each plot shows a system trajectories in state space with points colored according to a mean input disturbance sampled from the proposal.

Inverted Pendulum In fig. 4(a), we plot the pendulum angle ψ against angular rate $\dot{\psi}$, and color the points according to the torque disturbance. SPAIS generally adds positive torque disturbances for positive angles, and vice versa. In contrast, the CEM proposal only samples negative disturbances and thus only samples from one of the two failure modes.

Method	Pendulum		Crosswalk		Collision Avoidance		F-16 GCAS	
	ϵ_{rel}	ϵ_{abs}	ϵ_{rel}	ϵ_{abs}	ϵ_{rel}	ϵ_{abs}	ϵ_{rel}	ϵ_{abs}
MC	-0.39 ± 0.99	0.81 ± 0.65	0.15 ± 0.36	0.28 ± 0.27	0.30 ± 0.55	0.54 ± 0.26	0.39 ± 0.88	0.74 ± 0.70
CEM	-0.54 ± 0.05	0.53 ± 0.05	-0.22 ± 0.11	0.22 ± 0.11	-0.18 ± 0.50	0.26 ± 0.43	0.63 ± 1.75	1.13 ± 1.09
PG-AIS	-0.41 ± 0.28	0.47 ± 0.16	-0.26 ± 0.55	0.41 ± 0.44	-0.91 ± 0.10	0.91 ± 0.10	-0.91 ± 0.45	0.94 ± 0.58
SPAIS	-0.04 ± 0.06	0.06 ± 0.03	-0.02 ± 0.13	0.09 ± 0.09	-0.05 ± 0.27	0.18 ± 0.21	0.06 ± 0.10	0.09 ± 0.07

Table 2: Relative and absolute error for each method across all four validation problems.

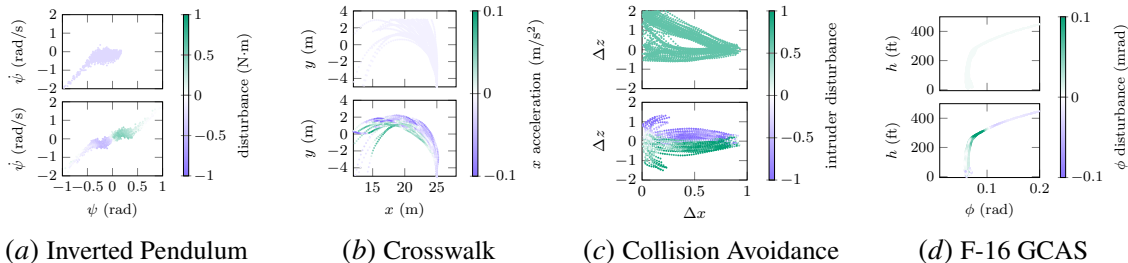


Figure 4: Visited states and applied disturbances by CEM (above) and SPAIS (below) after training.

Crosswalk CEM and SPAIS proposals for the crosswalk problem are shown in fig. 4(b). This figure shows the 2D position of the pedestrian with points colored according to the controlled pedestrian x -axis acceleration. Both proposals steer the pedestrian into the street and towards the oncoming AV. The SPAIS proposal is more structured around an important failure mode. The trajectories are more consistent, and use some deceleration to keep the pedestrian in front of the AV for longer. In contrast, the CEM proposal is more spread out, potentially contributing to its larger bias.

Aircraft Collision Avoidance Figure 4(c) shows the proposals for the aircraft collision avoidance problem, plotting normalized vertical separation Δz against horizontal distance Δx of the ownship and intruder. The CEM proposal exhibits mode collapse, favoring intruder trajectories below the ownship. The SPAIS proposal symmetrically samples trajectories above and below the ownship, contributing to reduced estimation bias.

F-16 GCAS Figure 4(d) shows F-16 GCAS trajectories of altitude h against roll angle ϕ with points colored by the observed roll angle disturbance. SPAIS increases the error in the observed roll angle just before the controller begins to pull up, causing a delay in the maneuver and more ground collisions. The mean CEM disturbance is small, suggesting that the proposal must be wide to capture the failure trajectories discovered by SPAIS.

7. Conclusion

Accurately estimating failure probabilities is a critical step in developing autonomous systems in safety-critical domains. We propose a method for failure probability estimation that takes advantage of the sequential nature of autonomous systems to construct flexible IS proposals that are optimized using Markov score ascent. Using a relatively small number of samples, our results show that SPAIS achieves under 10% empirical bias with at least 2 times lower empirical variance than baselines. Future work will investigate using more flexible state-based proposals to further improve estimation.

Acknowledgments

This material is based upon work supported by the National Science Foundation Graduate Research Fellowship under Grant No. DGE-2146755. Any opinions, findings, conclusions or recommendations expressed in this material are those of the authors and do not necessarily reflect the views of the National Science Foundation.

References

- Takumi Akazaki, Shuang Liu, Yoriyuki Yamagata, Yihai Duan, and Jianye Hao. Falsification of cyber-physical systems using deep reinforcement learning. In *International Symposium on Formal Methods (FM)*, pages 456–465. Springer, 2018.
- Claudine Badue, Rânik Guidolini, Raphael Vivacqua Carneiro, Pedro Azevedo, Vinicius B Cardoso, Avelino Forechi, Luan Jesus, Rodrigo Berriel, Thiago M Paixao, Filipe Mutz, et al. Self-driving cars: A survey. *Expert Systems with Applications*, 165:113816, 2021.
- Monica F Bugallo, Victor Elvira, Luca Martino, David Luengo, Joaquin Miguez, and Petar M Djuric. Adaptive importance sampling: The past, the present, and the future. *IEEE Signal Processing Magazine*, 34(4):60–79, 2017.
- Olivier Cappé, Arnaud Guillin, Jean-Michel Marin, and Christian P Robert. Population Monte Carlo. *Journal of Computational and Graphical Statistics*, 13(4):907–929, 2004.
- James P. Chryssanthacopoulos, Mykel J. Kochenderfer, and Richard E. Williams. Improved Monte Carlo sampling for conflict probability estimation. In *AIAA Non-Deterministic Approaches Conference*, 2010. doi: 10.2514/6.2010-3012.
- Edmund M. Clarke, Thomas A. Henzinger, Helmut Veith, and Roderick Bloem. *Handbook of Model Checking*. Springer, 2018.
- Anthony Corso, Robert Moss, Mark Koren, Ritchie Lee, and Mykel Kochenderfer. A survey of algorithms for black-box safety validation of cyber-physical systems. *Journal of Artificial Intelligence Research*, 72:377–428, 2021.
- Anthony Corso, Kyu-Young Kim, Shubh Gupta, Grace Gao, and Mykel J Kochenderfer. A deep reinforcement learning approach to rare event estimation. *arXiv preprint arXiv:2211.12470*, 2022.
- Jyotirmoy Deshmukh, Marko Horvat, Xiaoqing Jin, Rupak Majumdar, and Vinayak S Prabhu. Testing cyber-physical systems through Bayesian optimization. *ACM Transactions on Embedded Computing Systems (TECS)*, 16(5s):1–18, 2017.
- W. K. Hastings. Monte Carlo sampling methods using Markov chains and their applications. *Biometrika*, 57:97–109, 1970.
- Peter Heidlauf, Alexander Collins, Michael Bolender, and Stanley Bak. Verification challenges in F-16 ground collision avoidance and other automated maneuvers. In *International Workshop on Applied Verification for Continuous and Hybrid Systems at the Conference on Analysis and Design of Hybrid Systems*, 2018.

- Kyurae Kim, Jisu Oh, Jacob Gardner, Adji Bousso Dieng, and Hongseok Kim. Markov chain score ascent: A unifying framework of variational inference with markovian gradients. In *Advances in Neural Information Processing Systems (NeurIPS)*, volume 35, 2022.
- Mykel J. Kochenderfer, Jessica E. Holland, and James P. Chryssanthacopoulos. Next-Generation Airborne Collision Avoidance System. *Lincoln Laboratory Journal*, 19(1), 2012.
- Mark Koren, Saud Alsaif, Ritchie Lee, and Mykel J Kochenderfer. Adaptive stress testing for autonomous vehicles. In *IEEE Intelligent Vehicles Symposium (IV)*, pages 1–7. IEEE, 2018.
- Ritchie Lee, Ole J. Mengshoel, Anshu Saxena, Ryan Gardner, Daniel Genin, Joshua Silbermann, Michael Owen, and Mykel J. Kochenderfer. Adaptive stress testing: Finding likely failure events with reinforcement learning. *Journal of Artificial Intelligence Research*, 69:1165–1201, 2020.
- Christian Naesseth, Fredrik Lindsten, and David Blei. Markovian score climbing: Variational inference with $kl(p||q)$. In *Advances in Neural Information Processing Systems (NeurIPS)*, volume 33, 2020.
- Justin Norden, Matthew O’Kelly, and Aman Sinha. Efficient black-box assessment of autonomous vehicle safety. *arXiv preprint arXiv:1912.03618*, 2019.
- Art Owen and Yi Zhou. Safe and effective importance sampling. *Journal of the American Statistical Association*, 95(449):135–143, 2000.
- Michael P. Owen, Adam Panken, Robert Moss, Luis Alvarez, and Charles Leeper. ACAS Xu: Integrated Collision Avoidance and Detect and Avoid Capability for UAS. In *IEEE/AIAA Digital Avionics Systems Conference (DASC)*, pages 1–10, 2019.
- Reuven Y Rubinfeld and Dirk P Kroese. *The Cross-Entropy Method: A Unified Approach to Combinatorial Optimization, Monte-Carlo Simulation, and Machine Learning*. Springer, 2004.
- Johann M Schumann. *Automated Theorem Proving in Software Engineering*. Springer, 2001.
- Aman Sinha, Matthew O’Kelly, Russ Tedrake, and John C Duchi. Neural bridge sampling for evaluating safety-critical autonomous systems. *Advances in Neural Information Processing Systems (NeurIPS)*, 33:6402–6416, 2020.
- Elysia Smyers, Sydney Katz, Anthony Corso, and Mykel J Kochenderfer. AVOIDDS: Aircraft vision-based intruder detection dataset and simulator. In *Advances in Neural Information Processing Systems (NeurIPS)*, volume 36, 2023.
- Martin Treiber, Ansgar Hennecke, and Dirk Helbing. Congested traffic states in empirical observations and microscopic simulations. *Physical Review E*, 62:1805, 2000.
- Cumhur Erkan Tuncali and Georgios Fainekos. Rapidly-exploring random trees for testing automated vehicles. In *IEEE International Conference on Intelligent Transportation Systems (ITSC)*, pages 661–666, 2019.

Jonathan Uesato, Ananya Kumar, Csaba Szepesvári, Tom Erez, Avraham Ruderman, Keith Anderson, Krishnamurthy Dvijotham, Nicolas Heess, and Pushmeet Kohli. Rigorous agent evaluation: An adversarial approach to uncover catastrophic failures. In *International Conference on Learning Representations*, 2019.

Georgios A Zachiotis, George Andrikopoulos, Randy Gornetz, Keisuke Nakamura, and George Nikolakopoulos. A survey on the application trends of home service robotics. In *IEEE International Conference on Robotics and Biomimetics (ROBIO)*, pages 1999–2006, 2018.