

C2HLSC: Leveraging Large Language Models to Bridge the Software-to-Hardware Design Gap

LUCA COLLINI, SIDDHARTH GARG, and RAMESH KARRI, New York University, USA

High-Level Synthesis (HLS) tools offer rapid hardware design from C code, but their compatibility is limited by code constructs. This paper investigates Large Language Models (LLMs) for automatically refactoring C code into HLS-compatible formats. We present a case study using an LLM to rewrite C code for NIST 800-22 randomness tests, a QuickSort algorithm, and AES-128 into HLS-synthesizable C. The LLM iteratively transforms the C code guided by the, implementing functions like streaming data and hardware-specific signals. With the hindsight obtained from the case study, we implement a fully automated framework to refactor C code into HLS-compatible formats using LLMs. To tackle complex designs, we implement a preprocessing step that breaks down the hierarchy in order to approach the problem in a divide-and-conquer bottom-up way. We validated our framework on three ciphers, one hash function, five NIST 800-22 randomness tests, and a QuickSort algorithm. Our results show a high success rate on benchmarks that are orders of magnitude more complex than what has been achieved generating Verilog with LLMs.

CCS Concepts: • **Hardware** → **Application specific integrated circuits; Hardware-software codesign; Hardware description languages and compilation; Software tools for EDA.**

Additional Key Words and Phrases: High-Level Synthesis, Large Language Models, Automatic Code Repair

ACM Reference Format:

Luca Collini, Siddharth Garg, and Ramesh Karri. 2024. C2HLSC: Leveraging Large Language Models to Bridge the Software-to-Hardware Design Gap. 1, 1 (December 2024), 23 pages. <https://doi.org/10.1145/nnnnnnnn.nnnnnnnn>

1 Introduction

The increased demand for custom hardware accelerators shines a light on High-Level Synthesis (HLS) tools, which allow the fast design of accelerators by converting C code into hardware description languages (HDLs) such as Verilog and VHDL. HLS tools convert a high-level specification (C, C++) into an register transfer level (RTL) description [13]: (1) HLS uses state-of-the-art compilers (e.g., LLVM or GCC) to extract a high-level control data flow graph (CDFG). (2) They then assign operations to time (scheduling) and space (allocation and binding) to determine the micro-architecture. HLS tools support pragmas and directives to explore architectural choices for a C specification. HLS, though, does not come without its shortcomings. In fact, it can work on a subset of C code and often requires reformatting code in specific ways that are easier to map into hardware. This is because software and hardware paradigms are different. For instance, hardware does not support dynamic memory allocation and recursive constructs. Outputs can only communicate through parameters, array sizes need to be static, limit support for pointers, and multiple processes can be modeled through independent function instances mapped into hardware blocks. Designers manually refactor C code to remove these constructs and make it compatible with HLS tools. Such manual refactoring is time-consuming and

Authors' Contact Information: Luca Collini, lc4976@nyu.edu; Siddharth Garg, siddharth.garg@nyu.edu; Ramesh Karri, rkarri@nyu.edu, New York University, New York, New York, USA.

Permission to make digital or hard copies of all or part of this work for personal or classroom use is granted without fee provided that copies are not made or distributed for profit or commercial advantage and that copies bear this notice and the full citation on the first page. Copyrights for components of this work owned by others than the author(s) must be honored. Abstracting with credit is permitted. To copy otherwise, or republish, to post on servers or to redistribute to lists, requires prior specific permission and/or a fee. Request permissions from permissions@acm.org.

© 2024 Copyright held by the owner/author(s). Publication rights licensed to ACM.

Manuscript submitted to ACM

Manuscript submitted to ACM

1

error-prone [17]. We explore the use of Large Language Models (LLMs) to aid developers in porting generic C code into HLS synthesizable C code. LLMs can write Verilog code [3]. Since the available Verilog code is very scarce, compared to software languages like C and Python, LLMs perform poorly on HDLs. By raising the level of abstraction, we propose to use LLMs to write HLS C and aid hardware design effectively. We build upon the work in [4], expanding the prototype flow into a complete flow. The main contributions are:

- An automated flow for rewriting C code into synthesizable C code, which:
 - Supports hierarchical designs, automatically building unit tests from a top-level test;
 - Supports function rewriting for streaming functions;
 - Supports pragma generation to target either area or throughput objectives;
 - Uses in-context learning and smart model selection to reduce cost;
- An experimental evaluation using real-world applications benchmarks, including crypto and NIST implementations of TRNG tests.

The paper road-map is as follows:

- (1) [Section 2](#) gives an overview of High-Level Synthesis tools and large language models.
- (2) [Section 3](#) summarizes related works, highlighting the novelties of our approach.
- (3) [Section 4](#) illustrates the case study of a human-in-the-loop approach, presenting the tasks, methodologies, and results motivating the development of a fully automated framework.
- (4) [Section 5](#) presents the fully automated C2HLSC tool, discussing capabilities and limitations.
- (5) [Section 6](#) reports the experimental setup and analyzes and discusses the results.
- (6) [Section 7](#) concludes the paper .

2 Background

2.1 High-Level Synthesis: capabilities and limitations

HLS methods automatically convert a high-level software specification into a corresponding RTL description [13]. The resulting component is a specialized IP block tailored to execute the functionality. The HLS process is based on state-of-the-art compilers (e.g., LLVM or GCC), which extract a high-level representation of the functionality and assigns the corresponding operations to time (scheduling) and space (allocation and binding) to determine the micro-architecture. Engineers can instruct the HLS tool to adopt different implementation strategies for different parts of the code by using pragmas or directives. Pragmas and directives formats are tool-specific, but most tools support following optimizations:

- **Loop unrolling:** multiple iterations of a loop are executed simultaneously, reducing the number of loop iterations. In hardware, this increases parallelism by replicating hardware resources for each unrolled iteration. For example, instead of processing one element per clock cycle, an unrolled loop might handle multiple elements concurrently, improving throughput for additional area due to resource duplication.
- **Loop/Function pipelining:** overlaps the execution of consecutive loop iterations/function calls, much like instruction pipelining in processors. This allows new iterations to begin before the previous ones complete, improving latency and resource utilization. The pragma controls the initiation interval (II), which determines how often new loop iterations start. A smaller II leads to higher throughput but requires more resources.
- **Array partitioning:** is used to divide arrays into smaller, independent memory blocks, allowing parallel access. This alleviates memory access bottlenecks by enabling multiple elements to be read from or written to

simultaneously. Different partitioning schemes, such as block or cyclic partitioning, can be applied depending on the access patterns in the code. This improves bandwidth and efficient memory usage.

Although other pragmas exist for defining module interfaces and other architectural optimization, these are the most commonly used pragmas and the ones that we focus on in the optimization part of this framework.

HLS has its shortcomings. Software paradigms assume the code to be executed on a Von Neumann machine, capable of dynamic memory allocations, stack management for function calls, and often with an operating system that provides routines for executing multiple processes. All these language features cannot be mapped into a hardware digital circuit and, for this reason, are not supported by HLS tools. The following are the most common HLS limitations:

(1) **Dynamic Memory Allocation:**

- **Description:** Functions like `malloc`, `calloc`, `realloc`, and `free` are used for dynamic memory allocation in C. Hardware requires fixed memory allocation, making these functions incompatible.
- **Example:**

```

1   int *arr;
2   arr = (int *)malloc(x * sizeof(int));
3   if (arr == NULL) {
4       // Handle memory allocation failure
5   }

```

This C code allocates memory X integers and assigns the address of the allocated memory to `arr`. To make this code compatible with HLS tools, the engineer should identify an upper bound for the number of integers needed and use a fixed-size array.

(2) **Recursion:**

- **Description:** Recursive functions require dynamic stack management, which is not present in hardware. HLS tools build a hardware module for each function. A module that contains itself is not feasible.
- **Example:**

```

1   int factorial(int n) {
2       if (n == 0) return 1;
3       else return n * factorial(n - 1);
4   }

```

Every recursive function can be rewritten in an iterative version. For the general case it is needed to implement a stack, and the engineer should identify an upper bound for it.

- (3) **Pointers:** Pointers, especially those involving dynamic memory or complex pointer arithmetic, have limited support in hardware as there is no concept of addressable memory.
- (4) **Standard Library Functions** Many standard C library functions, especially those related to I/O, file handling, and dynamic memory, are not supported.
- (5) **Complex Data Structures:** with dynamic or nested elements can be challenging to map directly to hardware.
- (6) **Multiple Processes:** Multiple processes or threads are not directly supported; instead, independent function instances are used to model parallelism.

2.2 Large Language Models (LLMs)

LLMs are trained on vast amounts of text data, excelling in tasks such as code generation and translation, particularly in widely used programming languages like C, C++, and Python. However, they encounter challenges when applied to

HDLs like Verilog or VHDL, due to the comparatively limited amount of training data in these specialized languages [16]. In light of this, the focus of this paper shifts from generating HDL code to leveraging LLMs for refactoring C code into a subset that is compatible with HLS tools. Rather than targeting Verilog or VHDL directly, this approach capitalizes on HLS, which enables the design of hardware systems from C code. However, HLS imposes strict requirements, only functioning with specific code constructs as in Section 2.1. LLMs, with their proven strengths in understanding and transforming general-purpose C code, can be used to refactor this code into an HLS-synthesizable form while maintaining its original functionality. This strategy allows for a streamlined hardware design process by using LLMs’ capabilities in code manipulation, bypassing their limitations in HDL generation.

3 Related works

Previous work explored LLMs to design hardware. Verigen fine-tuned an LLM to improve its ability to produce Verilog [19]. The fine-tuned LLM, though, performed marginally better than ChatGPT3.5-turbo with an accuracy $\sim 65\%$. ChipChat [3] was the first to tapeout a design written by an AI model. However, the single shot performance of the AI model was low and needed several iterations in order for the LLM to get to the correct result. In AutoChip [20], authors proposed the use of simulation-based feedback to automatically guide the LLM towards a correct design iteratively. The approach resulted in success, but only on very simple benchmarks. By leveraging C code generation, we aim to validate our work on real-world applications. In [10] Liu et al. showed that raising the level of abstraction to Chisel (a domain-specific language based on Scala) improved the LLM success rate by 30% with respect to Verilog generation. We target generating synthesizable C code as LLMs are more capable at C than at hardware languages [16]. In [12], an LLM was used to write Amaranth HDL, a Python-based HDL that allows the modeling of synchronous logic at the RTL. For this reason, while it uses a high-level language, its semantics are close to Verilog and is targeted to hardware designers. While the LLM came up with parts of the design, it fell short in some tasks, like generating interfaces. Software developers use HLS to design hardware, and as such, the code only provides the functionality¹. Liao et al. [8] evaluated natural language to synthesizable C and C to Verilog using LLMs. Similarly, Swaroopa et al. [18] explored natural language to synthesizable C generation, finding frequent problems in the correctness of the generated code.

We focus on transforming generic C to synthesizable C using LLMs. Our gap is closer, and our inputs and outputs are of the same nature, making this approach more promising to succeed. At the same time, our approach is relevant because most new algorithms are first implemented in software (i.e., reference implementations of NIST standards) and then need to be accelerated in hardware. Moreover, we can leverage the existing testing infrastructure to verify the correctness of the LLM-generated code. Our approach leverages the existing software code bases to build their hardware accelerators. HlSPilot [21] is a framework that focuses on kernel identification and optimization starting from C/C++ code. To our best knowledge, HlSPilot does not focus on code repairs for synthesizable code. In [22] Xu et al. proposed a framework to automatically repair C code for HLS. They first use state-of-the-art techniques to repair simpler issues and then use an LLM to repair the remaining issues. Their results show that their approach struggles on bigger benchmarks (for example, the success rate on AES is 60%, compared to 90% in our work). We include a preprocessing step to break down the design hierarchy and tackle the design in a bottom-up divide-and-conquer fashion, tasking the LLM with more, but simpler tasks.

¹Whereas the hardware architecture and interface specification are instructed using HLS pragmas and directives.

4 Interactive Approach: a Case Study

4.1 Overview

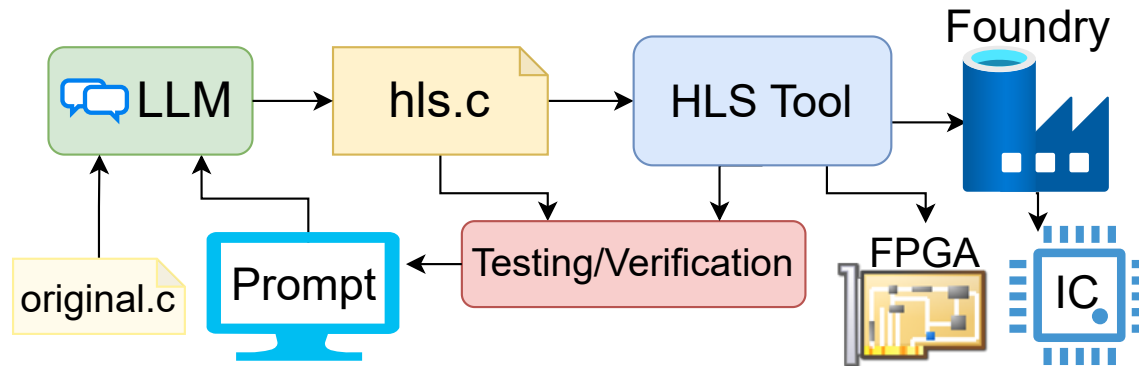


Fig. 1. Flow used in the C2HLSC case-study.

We evaluated Gemini LLM [1] to transform C code into synthesizable C suitable for HLS. The evaluation consisted of two tasks. The **first task** involved rewriting reference C implementations of the Frequency test, Frequency Block test, Cumulative Sums, and Overlapping Template Matching tests from the NIST 800-22 suite [14] into synthesizable C code. These tests are designed to assess the randomness of a sequence. A **first challenge** arose due to the inherent differences between software and hardware implementations. The reference C implementations operate on a pre-loaded random sequence stored in memory. Conversely, hardware implementations require on-the-fly analysis, processing the sequence bit-by-bit. This necessitates modifying the code to handle a streaming data input rather than a pre-loaded array. A **second challenge** stemmed from the p-value calculation. In the software context, the precise p-value is critical and computed on the fly. However, since the hardware implementations primarily focus on distinguishing random from non-random sequences, this process can be simplified by pre-computing certain values offline and reducing the computational burden during on-the-fly analysis. Both these challenges – adapting to streaming data and simplifying p-value calculations – are non-trivial for human developers and LLMs. The **second task** assesses the LLM’s ability to rewrite code constructs that are not supported by HLS tools. We used two algorithms: a QuickSort containing pointers and recursion [5], and the AES128 encrypt from the tinyAES library [7] with six functions. The goal was for the LLM to generate code without pointers and recursion, making it suitable for (Catapult) HLS.

4.2 Methodology

We broke down the process into small steps to allow the LLM to transform the original C into synthesizable C. For the first task, we followed the following steps for the three tests: (1) Present task to the LLM: "Hi, I have this code in C that I need to rewrite such that I can use it with an HLS tool to generate hardware.". (2) Ask to remove print statements. (3) Ask to rewrite the function as a streaming interface: "Now I need to rewrite the function such that it will get inferred as a streaming interface, to do so, I need to get rid of the epsilon array and have the function take a parameter to accept a bit at each function call." (4) Ask to remove math steps to be computed offline (in some cases, ask to write a script to run them). (5) Ask to add *is_random* and *valid* signals as parameters. (6) Ask to optimize data types using arbitrary

width integers and fixed point arithmetic using HLSLIBS [6]. (7) Ask to write a main function to test the function passing random bits. (8) Ask to fix mistakes passing errors from the HLS tool.

For QuickSort, we followed these steps: (1) Present the task to the LLM: "Hi, I have this code in C that I need to rewrite such that I can use it with an HLS tool to generate hardware.". (2) Ask to remove print statements. (3) Ask to rewrite function without using pointers. (4) Ask to rewrite function without recursion. (5) Ask to fix array sizes in function parameters. (6) Ask to optimize data types using arbitrary width integers and fixed point arithmetic using HLSLIBS. (7) Ask to write a main function to test the function passing an array to sort. (8) Ask to fix mistakes by passing errors from the HLS tool.

For the AES 128 from tinyAES [7] we followed the following steps asking to fix one function at a time: (1) Present the task to the LLM: "Hi, I have this code in C that I need to rewrite such that I can use it with an HLS tool to generate hardware.". (2) Ask to rewrite for loops with fixed bounds and no pointer usage. (3) Ask to rewrite the function parameters to use fixed-size arrays. (4) Ask to fix eventual mistakes passing errors from the HLS tool. When the LLM responds with sub-optimal answers, we check alternative answers, and if none fully satisfy the request, we instruct the LLM with additional prompts, including more details pointing out where the problem was, and, if not sufficient, hinting at possible solutions.

4.3 Results

The aim of this study was to evaluate how LLMs perform at rewriting C code such that it is HLS synthesizable. We run the code through Catapult HLS to check correctness after synthesis, but we do not focus on resource utilization, as it depends on the architectural decisions. We targeted the nangate45 library at 50 MHz with a synchronous active high reset for all the tests. The LLM was able to rewrite all C codes to run on Catapult HLS. We performed simulations with Modelsim to check the result equivalency between the original C and the synthesized Verilog obtained from the LLM-generated C. We can classify the errors in the LLM-generated code into compile/synthesis errors and functional errors. The former were easier to fix, instructing the LLM with the error message and affected line. For functional errors caught by the failing tests, it was harder for the LLM to identify the cause and propose a fix. The manual effort was needed to point out the sources of the issues for the LLM to propose an effective fix. Typical functional issues were mistaken loop readjustments, widths, and arbitrary width types.

4.3.1 C2HLS of NIST 800-22 Randomness Tests. The LLM performed well in most steps, especially in rewriting the function as a streaming interface, which is one of the more complex steps. Figure 2 shows the streaming interface rewriting for the Frequency Block test. For all three tests, this step was performed correctly at the first shot. However, the LLM did stumble on tasks that seemed more trivial. For example, when asked to remove the abs function in this line of code (`abs(sum.to_int()) <= SUM_THRESHOLD`); it came up with convoluted ways that did not work like (`sum.to_int() < 0`) ? `-sum.to_int() : sum.to_int()` <= `SUM_THRESHOLD` and it took many tries to eventually get the expected result (`sum < SUM_THRESHOLD`) && (`sum < -SUM_THRESHOLD`). The test function generation was always generated effectively.

4.3.2 C2HLS of QuickSort. The original QuickSort used a function to swap elements in the arrays using pointers. Inlining the function and removing pointers was flawless, as reported in Figure 3. However, in the subsequent steps it reverted to using the function and needed re-prompting to inline. The LLM got rid of recursion in one shot, using a fixed-size stack to track the high and low values. However, the stack management logic was not correct. The problem

<pre> 1 I need to rewrite the function such that it 2 will get inferred as a streaming interface, 3 to do so, I need to get rid of the epsilon 4 array and have the function take a parameter 5 to accept a bit at each function call. </pre>	<pre> 1 Here's the code rewritten to accept a single 2 bit per function call, making it more 3 suitable for a streaming interface: </pre>
<pre> 1 void BlockFrequency(int M, int n) { 2 int i, j, N, blockSum; 3 double p_value, sum, pi, v, chi2; 4 N = n / M; /* # OF SUBSTRING BLOCKS */ 5 sum = 0.0; 6 for (i = 0; i < N; i++) { 7 blockSum = 0; 8 for (j = 0; j < M; j++) { 9 blockSum += epsilon[j + i * M]; 10 } 11 pi = (double)blockSum / (double)M; 12 v = pi - 0.5; 13 sum += v * v; 14 } 15 chi2 = 4.0 * M * sum; 16 p_value = cephes_igamc(N / 2.0, chi2 / 2.0);} </pre>	<pre> 1 void BlockFrequency(int M, int n, bool bit) { 2 static int i = 0, j = 0, blockSum = 0; 3 static double sum = 0.0; 4 double pi, v, chi2; 5 if (j == 0) { // Reset on new block 6 i++; 7 blockSum = 0; 8 } 9 blockSum += bit; // Accumulate bit 10 j++; 11 if (j == M) { // Block complete 12 pi = (double)blockSum / (double)M; 13 v = pi - 0.5; 14 sum += v * v; 15 j = 0; 16 } 17 if (i == (n / M)) { // All blocks processed 18 chi2 = 4.0 * M * sum; 19 p_value=cephas_igamc(n/2.0, chi2/2.0); 20 }} </pre>

Fig. 2. Transforming into a streaming pipeline. On the left, in green, human prompt. On the right, in purple, LLM response

was identified at the end when running the generated test, which caused a segmentation fault. The LLM fixed the problem in a few tries by feeding the errors from gdb and showing intermediate values of high and low.

<pre> 1 Can we get rid of the swap function and 2 replace it inline? </pre>	<pre> 1 Yes, you can definitely get rid of the swap 2 function and replace it inline within the 3 partition function. Here's the modified code: </pre>
<pre> 1 void swap(int* a, int* b) { 2 int temp = *a; 3 *a = *b; 4 *b = temp;} 5 ... 6 if (i < j) { 7 swap(arr[i], arr[j]); 8 } 9 swap(&arr[low], &arr[j]); 10 ... </pre>	<pre> 1 ... 2 if (i < j) { 3 // Inline swap using temporary 4 // variable 5 int temp = arr[i]; 6 arr[i] = arr[j]; 7 arr[j] = temp; 8 } 9 // Swap pivot element with element at index j 10 int temp = arr[low]; 11 arr[low] = arr[j]; 12 arr[j] = temp; 13 return j; 14 ... </pre>

Fig. 3. Removing pointers and inlining. On the left, in green, human prompt. On the right, in purple, LLM response.

4.3.3 *C2HLSC of AES 128 Encrypt*. We fed one function at a time to the LLM starting from the top function Cipher. We tested the generated C code and found errors. We prompted the LLM to correct the errors. The LLM made major changes in the MixColumn and ShiftRows functions, so we asked it to double-check that the new code was correct. The ShiftRow function was corrected in 2 iterations without extra context on the error. Results are in Figure 4. Fixing the MixColumn function took more iterations even though the error was simple.

<pre> 1 Can you fix possible problems in 2 this function? </pre>	<pre> 1 LLM result after 2 tries telling the LLM that 2 the loop logic was wrong. </pre>
<pre> 1 static void ShiftRows(state_t* state){ 2 uint8_t temp; 3 // Rotate first row 1 columns to left 4 temp = (*state)[0][1]; 5 (*state)[0][1] = (*state)[1][1]; 6 (*state)[1][1] = (*state)[2][1]; 7 (*state)[2][1] = (*state)[3][1]; 8 (*state)[3][1] = temp; 9 // Rotate second row 2 columns to left 10 temp = (*state)[0][2]; 11 (*state)[0][2] = (*state)[2][2]; 12 (*state)[2][2] = temp; 13 temp = (*state)[1][2]; 14 (*state)[1][2] = (*state)[3][2]; 15 (*state)[3][2] = temp; 16 // Rotate third row 3 columns to left 17 temp = (*state)[0][3]; 18 (*state)[0][3] = (*state)[3][3]; 19 (*state)[3][3] = (*state)[2][3]; 20 (*state)[2][3] = (*state)[1][3]; 21 (*state)[1][3] = temp;} 22 ... </pre>	<pre> 1 static void ShiftRows(state_t state[4][4]) { 2 uint8_t temp; 3 int i, j; 4 // Loop over rows 1 to 3 (0-based indexing) 5 for (i = 1; i < 4; ++i) { 6 // Number of positions to left shift for current row 7 int shift = i; 8 // Use a separate loop for the number of shifts 9 for (j = 0; j < shift; ++j) { 10 temp = state[0][i]; // Store the element to be shifted 11 // Shift all elements by one position to the left 12 for (int k = 0; k < 3; ++k) { 13 state[k][i] = state[k + 1][i]; 14 } 15 state[3][i] = temp; // Place the temp value at the end 16 }}} </pre>

Fig. 4. Removing pointers. On the left, in green, human prompt. On the right, in purple, LLM response

4.4 Discussion

Using LLMs for refactoring C code into HLS-compatible formats is a promising avenue in LLM aided design. The LLM, in our case Google’s Gemini, refactored reference C implementations of NIST 800-22 randomness tests, QuickSort, and AES-128. The LLM’s ability to iteratively refactor the code based on user instructions significantly reduces manual effort in adapting code for HLS tools. This can streamline the hardware design process, especially for repetitive tasks. The LLM effectively addressed challenges like converting code from memory-based data processing to streaming, from recursion to iteration and pointers. While the LLM achieved core functionalities, it occasionally struggled with minor details requiring several iterations to guide it to the correct solution. In a practical scenario, a developer can rectify these minor errors. However, for an automated flow, a feedback loop is crucial, like that in [20].

Table 1. Resource Utilization and Latency Results

Design	Area Score		# Operations		Latency	
	This work	Manual	This work	Manual	This work	Manual
NIST-Monobit	244	225.3	19	19	1	1
NIST-Monobit Block	702.3	826.0	24	20	1	1
NIST-Cusums	677.4	632	24	28	1	1
NIST-Overlapping	9933.4	7172.1	165	118	1	1
QuickSort	18115.8	n.a.	67	n.a.	18	n.a.
AES	38604.5	n.a.	1924	n.a.	160	n.a.

Table 1 shows the area for the implemented designs. For NIST test implementation, we have reference designs that were implemented by a graduate student. We used the same directives for a fair comparison between the 2. Area scores from Catapult are close. The manual implementations took around 4 hours each, while C2HLSC took between 30 to 60

minutes each. Although the sample size is limited, this shows the potential of LLMs to speed up the process effectively and efficiently.

5 Fully Automated C2HSLC Framework

With the experience of the engineer-in-the-loop case study, we implemented a fully automated C2HSLC prototype. An overview of the framework is provided in Figure 5. The first insight from the case study was that the LLM can handle single-function tasks but has difficulties when prompted to work on multiple functions simultaneously. For this reason, we implemented a pre-processing step to handle hierarchical designs. A second insight was the twofold nature of the errors that can occur in the generated C – functional/compile errors and synthesis errors. The former can be caught by gcc. The latter can be caught by running the (Catapult) HLS tool. For this reason, we set up a double feedback loop as shown in Figure 5. One checks that the generated code compiles and passes reference tests, and one checks that the code is synthesizable by Catapult HLS. Once the code is synthesizable, we enter a new step to apply pragmas to the code. This step is based on the same double-loop structure of the code refactoring step. We selected OpenAI models as we did not have access to Gemini APIs. The flow is implemented in Python and is available at [C2HLSLC](#).

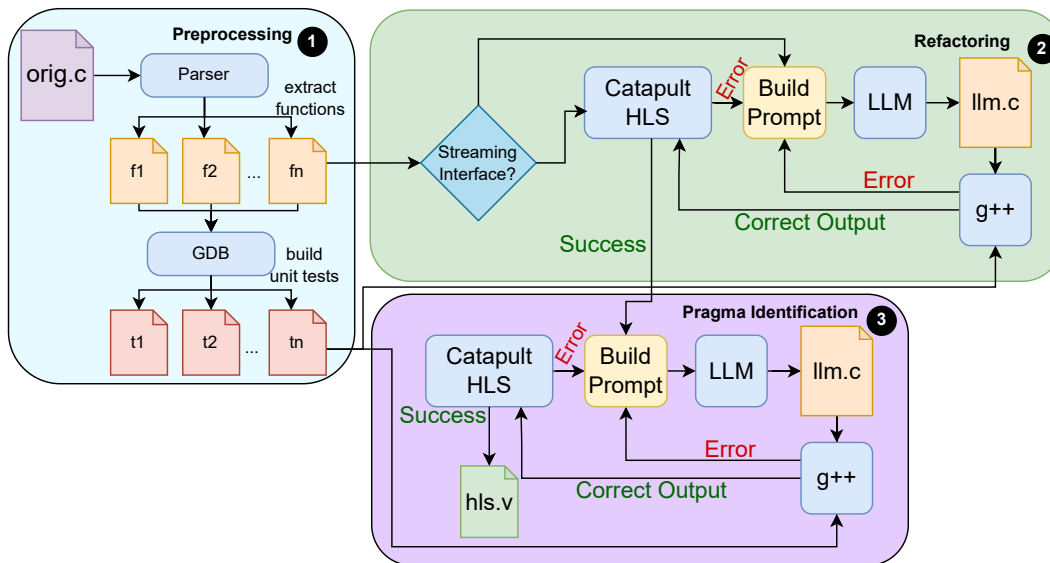


Fig. 5. Automated C2HSLC LLM-based prototype flow.

5.1 Hierarchical Preprocessing

From our engineer-in-the-loop case study we learned that for larger code bases, prompting the LLM to fix the whole code base at once was not effective. For this reason, we implemented a preprocessing step (illustrated in Figure 5 1) that has the role of breaking down the design hierarchy so that the code refactoring step can be applied to one function at a time. We parse the input C code and identify the function hierarchy starting from the top function specified by the user. The code refactoring step requires a test to verify functional correctness. To ease the engineer, we only require a

top-level test and automatically build unit tests for the child functions as part of the hierarchical preprocessing step. To identify the inputs to the child functions, we compile the code in debug mode and run it with gdb. We set a breakpoint for each function call and read out the parameters value. We then use these values to build unit tests for the child functions. In this way, we can test the inner functions with the same values they would be called with when testing the top-level function. The whole process is automated with a Python script.

5.2 Code Refactoring

The code refactoring step (illustrated in Figure 5 ②) is the heart of the C2HLS flow. This step works on a single function. Functions are provided from the hierarchical preprocessing step, starting from leaf functions and then going up the hierarchy; in this way, we can always compile and synthesize the current function to test it. We noticed that LLMs have the tendency to get "distracted" by the function calls. Very often, the LLM would respond by reimplementing a function or providing a new signature for the function, and the provided code would not compile when integrated with the results from the child functions. Sometimes, this was also caused by the LLM changing the signature of the child functions that would then not be compatible with the parent calls. For this reason we provide in the prompt the signature of the child functions from the previous iterations and instruct the LLM to consider those as provided. The code refactoring step may begin with an optional prompt to refactor the code to obtain a streaming interface. If this is not needed, the input function is synthesized with the HLS tool to identify the first error to fix. We build a prompt starting from the HLS tool error. Our system and initial prompts are listed in Figure 6. For most common errors, we provide in-context learning examples to fix the error in the prompt. Section A.1 reports the in-context learning examples that we provide in our prompts.

```

1 You are a C and High-Level Synthesis (HLS) expert.
2 Assist with coding tasks to produce synthesizable HLS code.
3 Your response should include a C code snippet that only modifies the specified functions,
4 while leaving the rest of the code unchanged. Do not add pragmas or directives,
5 and ensure the code allows the HLS tool to infer the correct behavior.

1 Help me rewrite the <top_function> function to be compatible with HLS:
2 ...
3 <code_to_fix>
4 ...
5 The following child functions and includes will be provided with the following signature, assume them
   present in the code:
6 ...
7 <includes>
8 <signatures>
9 ...
10 The current problem is:"
11 <error_from_catapult>
12 also include a main function that tests the code in the same way of the reference code:
13 ...
14 <test_code>
15 ...

```

Fig. 6. System prompt (on top) and initial prompt (on bottom) for code refactoring.

We implemented a double feedback loop to guide the LLM to refactor the original C code into synthesizable C code. The inner loop uses g++ to compile the code. If the compilation process fails, we build a prompt including the error message from g++, and we prompt the LLM with it. This inner loop allows us to catch syntax and functional errors very quickly, as g++ is orders of magnitude faster than running the HLS tool directly. When the code compiles and runs

successfully, we synthesize it with the HLS tool. If the synthesis succeeds, we proceed with the pragma identification step; otherwise, we build a new prompt as described above and re-iterate the loop.

5.3 Pragma Identification

The pragma identification step (illustrated in Figure 5 ③) has the same structure as the code refactoring step, but we changed the task for the LLM. In this step, we prompt the LLM to add pragmas to the code either to reduce the area or maximize throughput. We use in-context learning to provide the available pragmas and syntax of the HLS tool. We need the double feedback loop as sometimes the LLM will change the code even if the system prompt asks to only add pragmas. For this reason, we need to check that the code still behaves as expected before we synthesize it. As reflected by our system prompt listed in Figure 7, we ask the LLM to focus the optimizations around loop unrolling, pipelining, array partitioning, and function inlining. We found that using this strategy the LLM is less prone to change the code, possibly entering loops of error fixing. This approach allows us to get a higher success rate while still using the most common optimization pragmas.

```

1 You are a C and High-Level Synthesis (HLS) expert. Assist in coding tasks aimed at
2 optimizing synthesizable HLS code. Your response must include a C code snippet that
3 modifies only the specified functions for optimization. Do not change functionality,
4 and only add pragmas without modifying the function logic.
5 Optimize the code for either area or latency as instructed.
6 Possible optimization mechanisms include:
7   Loop Unrolling: Use "#pragma hls_unroll X" to unroll loops with a factor of X.
8                   Set X to yes to fully unroll the loop. Unrolling reduces latency
9                   at the cost of area.
10  Pipelining: Use "#pragma hls_pipeline_init_interval X" with X as the initiation
11               interval to pipeline loops. 0 disables pipelining. Pipelining
12               can be applied to loops to increase throughput at cost of latency.
13 If no optimization is needed, simply rewrite the original function.

```

```

1 Update the <top_function> function to optimize it for HLS targeting <area|latency>.
2 The function is
3 ...
4 <code_to_optimize>
5 ...
6 The following child functions and includes will be provided with the following
7 signature, assume them present in the code:
8 ...
9 <includes>
10 <signatures>
11 ...
12 You should include a main function that tests the code in the same way of the
13 reference code:
14 ...
15 <test_code>
16 ...

```

Fig. 7. System prompt (on top) and initial prompt (on bottom) for code optimization.

6 Experimental Evaluation

We implemented the C2HLSC framework in Python, using pycparser CITE to parse the input C code and generate unit tests code in the hierarchical preprocessing step. Our framework is available at [C2HLSC](#). We selected Catapult HLS as our high-level synthesis tool as it is an industry-level tool capable of targeting both ASIC and FPGA flows. We targeted nangate45 at 50MHz with synchronous active high reset for all runs. We selected models from OpenAI and

Anthropic. In particular, we employ an ensemble approach using *ChatGPT 4o-mini* and *4o* [15]. We begin our flow with the smaller and cheaper 4o-mini model, and we switch to the more advanced but more expensive 4o model after 3 failing iterations. In this way, if the problem at hand is simple, we can solve it efficiently with the smaller model and use the more complex one only for the more challenging tasks. In this way, we save both execution time and cost as the smaller model is cheaper and faster than the more complex one. We also use *Claude 3.5* [2] from Anthropic as a comparison. We evaluated our framework on ten benchmarks targeting both area and latency optimizations; for each configuration, we ran each benchmark 10 times with each model.

6.1 Benchmark Characterization

Previous work for Verilog generation is usually evaluated on RTLLM [11] and/or VerilogEval [9], which are composed of very simple, grad-school class exercise levels at most. High-level synthesis code generation studies like [12, 18, 22] also focus on small, exercise-like problems. For our evaluation, we picked 10 benchmarks, of which 9 consist of real-world case applications. We selected three ciphers: AES, DES, and Present. One hashing function, sha256. Five tests for randomness evaluation: monobit, monobit block, cumulative sums, runs, and overlapping input pattern. We selected the quicksort algorithm to showcase an example of a recursive application. The ciphers and hash functions allow us to test our approach on dataflow-intensive designs with multiple hierarchy levels. The randomness tests allow us to stress our framework with applications that require to be refactored with a streaming interface. Both scenarios have in common that the algorithms come from standards that publish reference implementations, that might be wanted to be accelerated in hardware using HLS but are not compatible out of the box. Table 2 reports the benchmarks with their original sources and summarizes their characteristics. Some benchmarks needed minor modifications to work with our framework; all input code for our evaluation, together with the raw results, is available at our repo: [C2HLSC](#).

Table 2. Benchmarks characterization. Min. and Max. counts are reported by single functions.

Benchmark	Feature	# Function	# Calls	# Lines			# Operations		
				Total	Min.	Max.	Total	Min.	Max.
AES	Hierarchical	6	10	101	5	26	77	2	29
DES	Hierarchical	4	4	59	6	24	1263	6	512
present	Hierarchical	6	9	96	10	24	74	4	26
SHA256	Hierarchical	2	1	70	17	53	127	11	116
Cumulative Sums	Streaming	1	0	22	-	-	10	-	-
Monobit	Streaming	1	0	11	-	-	5	-	-
Monobit Block	Streaming	1	0	24	-	-	10	-	-
Overlapping	Streaming	1	0	45	-	-	20	-	-
Runs	Streaming	1	0	19	-	-	10	-	-
QuickSort	Recursion	3	5	33	6	19	13	3	10

6.2 Experimental Results

Table 3 and Table 4 present success rate, number of LLM prompts, and token usage across the benchmarks when running the tool with the OpenAI models targeting area and latency optimization, respectively. In both cases, the ensemble approach using Open AI 4o and 4o-mini models did not succeed at obtaining HLS-compatible code for DES and succeeded only once for Monobit Block with area target optimizations and once for Overlapping Input Patterns

for latency target optimizations. Looking at Table 5 and Table 6, which report the same data for Sonnet 3.5 targeting area and latency optimization, respectively, we find that Sonnet 3.5 also did not succeed with DES and struggled with Overlapping Input Patterns (1 success out of 10). The DES implementation that we selected uses a lot of pre-compiler macros to implement state operations which results in a C code that is rich in operations (as reflected in Table 2). Examining the logs for the DES runs, we found that the most common errors were functional errors. We attribute this to the higher complexity of the single functions after the preprocessor expansions of the macros. In order to parse the input code for the hierarchical preprocessing step, we need to run the c preprocessor. This highlights a limitation in the

Table 3. LLM usage data from GPT4o/GPT4o-mini ensemble with area optimizations target.

Benchmark	Succ. [%]	# LLM Prompts						# Input Tokens						# Output Tokens					
		4o			4o-mini			4o			4o-mini			4o			4o-mini		
		Avg.	Min.	Max.	Avg.	Min.	Max.	Avg.	Min.	Max.	Avg.	Max.	Max.	Avg.	Min.	Max.	Avg.	Max.	Max.
AES	8	18.25	13	24	6.75	5	9	117481	61078	192183	25500	11863	40455	24656	16408	32561	8106	3326	13314
DES	-	-	-	-	-	-	-	-	-	-	-	-	-	-	-	-	-	-	-
Present	3	18.33	16	20	9.00	9	9	64909	48302	88661	19465	19336	19536	16659	13825	19108	7467	7383	7516
SHA256	10	5.80	5	7	2.20	2	3	15043	12097	20615	4709	4113	7092	5889	5075	7066	2262	2057	3053
CuSums	10	3.60	2	8	1.50	1	3	4582	1403	16309	1733	957	4180	1334	666	2989	550	340	1090
Monobit	10	2.20	2	3	1.00	1	1	1593	1319	2604	870	870	870	704	606	1001	287	274	304
Block	1	8.00	8	8	4.00	4	4	12675	12675	12675	4951	4951	4951	4199	4199	4199	2073	2073	2073
Overlap.	-	-	-	-	-	-	-	-	-	-	-	-	-	-	-	-	-	-	-
Runs	10	5.90	4	11	4.00	4	4	10651	4844	26781	6853	6593	7067	2209	1374	4048	1751	1544	2027
Q.S.	4	1.75	1	4	5.25	4	8	1740	833	4378	7179	5218	10805	1174	656	2650	3303	2530	4899

Table 4. LLM usage data from GPT4o/GPT4o-mini ensemble with latency optimizations target.

Benchmark	Succ. [%]	# LLM Prompts						# Input Tokens						# Output Tokens					
		4o			4o-mini			4o			4o-mini			4o			4o-mini		
		Avg.	Min.	Max.	Avg.	Min.	Max.	Avg.	Min.	Max.	Avg.	Max.	Max.	Avg.	Min.	Max.	Avg.	Max.	Max.
AES	6	14.50	11	21	8.33	6	11	93833	56415	209001	36089	16354	62375	20542	15631	31980	11317	4352	21587
DES	-	-	-	-	-	-	-	-	-	-	-	-	-	-	-	-	-	-	-
Present	3	17.00	16	18	9.00	9	9	58337	39908	80857	20076	19533	21153	15080	13607	15923	7959	7380	9040
SHA256	10	6.20	3	8	2.50	2	5	29474	6380	47648	6064	4109	17368	8387	2318	12021	2663	1987	6244
CuSums	9	2.22	2	3	1.56	1	4	2126	1439	4708	1983	957	6843	961	719	1345	669	320	1998
Monobit	10	2.10	2	3	1.20	1	3	1517	1358	2708	1168	870	3854	730	658	1069	364	274	1053
Block	-	-	-	-	-	-	-	-	-	-	-	-	-	-	-	-	-	-	-
Overlap.	1	6.00	6	6	4.00	4	4	15675	15675	15675	8782	8782	8782	3757	3757	3757	2660	2660	2660
Runs	9	4.56	4	5	3.89	3	4	6619	4444	8369	6358	3926	7015	1779	1247	2106	1543	939	1870
Q.S.	6	2.00	1	7	4.83	4	8	3049	889	13813	6660	5323	10654	1342	770	3976	3095	2639	4257

Table 5. LLM usage data from Claude Sonnet 3.5 with area optimizations target.

Benchmark	Succ. [%]	# Sonnet Prompts			# Input Tokens			# Output Tokens		
		Avg.	Min.	Max.	Avg.	Min.	Max.	Avg.	Min.	Max.
AES	10	35.00	35	35	117625	117625	117625	43437	43437	43437
DES	-	-	-	-	-	-	-	-	-	-
Present	40	25.25	24	26	53946	51704	56049	24256	23817	25190
SHA256	100	9.90	8	18	37691	26184	76115	12341	9246	20894
CuSums	100	3.70	3	5	4697	3247	8139	2357	1942	3381
Monobit	100	3.00	3	3	2670	2640	2694	1453	1420	1538
Block	80	11.38	9	15	19144	11873	32406	6853	5226	9199
Overlap.	20	19.50	16	23	76457	46598	106315	18161	15971	20350
Runs	100	6.50	6	7	10495	8983	11872	3732	3352	4051
Q.S.	100	6.80	3	12	13928	3233	23536	5517	2605	9511

code style for our framework; limiting the use of macros seems to increase the success rate. With the Overlapping Input Pattern and Monobit Block, the challenge lies in the presence of nested loops (3 for the former and 2 for the latter) that need to be flattened for the streaming interface implementation. From these tables, we can also see that, as expected, the number of tokens is higher for the hierarchical designs than for the other benchmarks.

Figure 8 compares success rate and cost across models and area/latency targets. Overall, we can notice some variability across the area/latency targets, both for success rate and cost. The bars represent the average values, while the error bars represent the range from minimum to maximum. Sonnet 3.5 only succeeded in one out of ten runs on AES with the area optimization target but succeeded eight out of ten times with the latency optimization target. Other benchmarks presented variations, but not as big as the AES ones. The data does not show a significant difference in success rate and number of prompts between the area and latency target optimizations, suggesting that the complexity of the task is constant with respect to the target optimization, but our sampling size is too small to draw conclusions on this matter. Overall, Claude Sonnet 3.5 shows to have a higher success rate and cost compared to the GPT4o/GPT4o-mini ensemble, with AES being the only benchmark on which Sonnet had a lower success rate than the GPT ensemble.

Table 7 and Table 8 report the number of compile and HLS runs together with the area and latency values, for the GPT4o/GPT4o-mini ensemble targeting area and latency optimization respectively. The number of compile runs has a higher average value and a wider range compared to the number of HLS runs, suggesting that the generative model struggles more at producing valid and compilable code, but is fairly capable of addressing the synthesis issues. These results highlight the importance of the compilation and functional test loop before running the LLM-generated code with HLS. For the area target optimizations, the GPT4o/GPT4o-mini ensemble adopted a strategy of never applying pragmas as pipelining and unrolling increase area, citing a common response: *"To optimize the 'AddRoundKey' function for area, we should avoid loop unrolling and pipelining, as these optimizations typically increase area usage. Instead, we will keep the loops as they are, which is the most area-efficient approach."* For this reason, area and latency values for the area optimizations target have very low variability. The changes are only due to code structure. CuSums and Runs present a wide range for latency, this is due to the cases in which the model did not implement a proper streaming interface, we will discuss streaming interface results in more details later. For the latency optimization we can spot a lot more variability in the results as the model came up with different approaches. Table 9 and Table 10 report the number of compile and HLS runs together with the area and latency values for Claude Sonnet 3.5 targeting area and latency optimization, respectively. In both cases, the area and latency results do not present much variability. This is due to

Table 6. LLM usage data from Claude Sonnet 3.5 with latency optimizations target.

Benchmark	Succ. [%]	# Sonnet Prompts			# Input Tokens			# Output Tokens		
		Avg.	Min.	Max.	Avg.	Min.	Max.	Avg.	Min.	Max.
AES	80	18.62	16	22	61428	51741	73826	19642	15623	24000
DES	0	-	-	0	0	-	-	-	-	-
Present	100	24.10	21	26	52430	41407	67255	22589	17761	26440
SHA256	100	11.10	7	19	45825	19849	97849	13925	8237	22564
CuSums	100	3.40	3	4	4023	3176	5241	2084	1768	2498
Monobit	100	3.00	3	3	2699	2682	2743	1364	1341	1418
Block	50	15.80	11	25	27537	17770	45878	9814	6481	15608
Overlap.	10	17.00	17	17	58951	58951	58951	15268	15268	15268
Runs	100	6.50	6	7	10608	9061	12255	3637	3295	3995
Q.S.	100	6.50	3	11	13431	3285	24492	5387	2710	8747

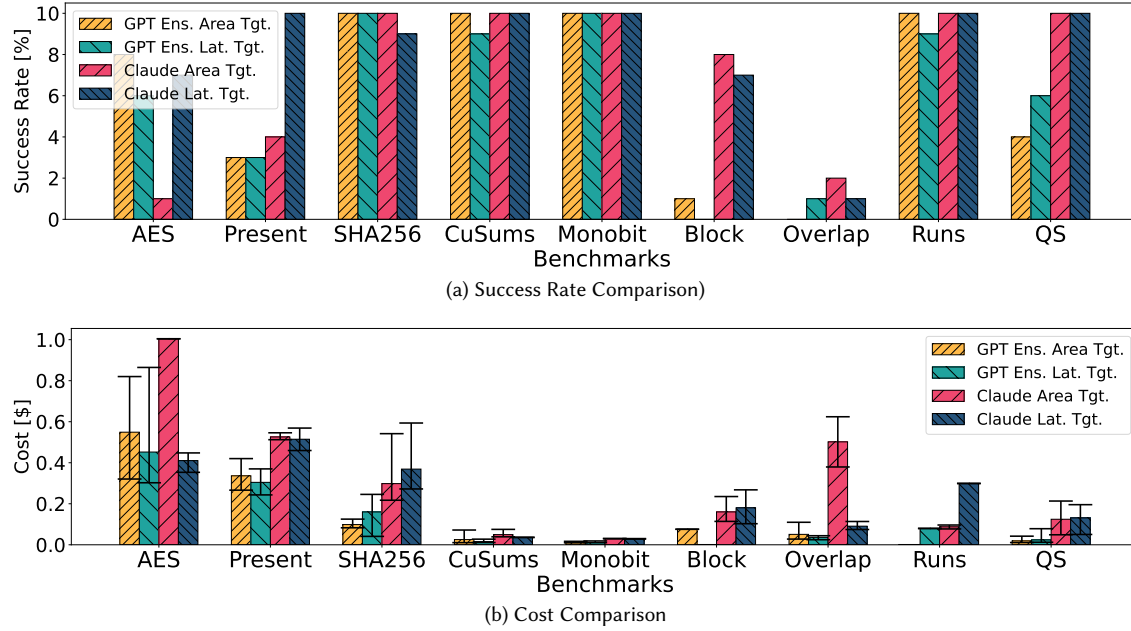


Fig. 8. Comparisons between OpenAI and Anthropic models success rate and cost. The error bars represent the min/max ranges.

Table 7. Number of compile and HLS runs, and synthesis results from GPT4o/GPT4o-mini ensemble with area optimizations target.

Benchmark	# Compile Runs			# HLS Runs			Area [μm^2]			Latency [cycles]		
	Avg.	Min.	Max.	Avg.	Min.	Max.	Avg.	Min.	Max.	Avg.	Min.	Max.
AES	36.63	29	44	16.00	16	16	2975.90	2975.90	2975.90	853	853	853
DES	-	-	-	-	-	-	-	-	-	-	-	-
Present	39.33	37	41	18.00	18	18	19985.20	19985.20	19985.20	6193	6193	6193
SHA256	12.00	11	13	7.20	7	8	41794.10	41794.10	41794.10	83	83	83
CuSums	6.10	4	10	2.00	2	2	1732.54	1522.70	2058.50	8002	1	40001
Monobit	4.20	4	5	2.00	2	2	808.50	808.50	808.50	1	1	1
Block	14.00	14	14	4.00	4	4	14897.00	14897.00	14897.00	32	32	32
Overlap.	-	-	-	-	-	-	-	-	-	-	-	-
Runs	13.10	11	19	2.00	2	2	389.54	24.40	1453.40	13107	0	65535
Q.S.	10.00	7	18	5.00	4	8	47880.30	12089.10	81122.90	4	4	4

Sonnet often hallucinating the syntax for the pragmas, which results in them being ignored by the synthesis tool. For the Streaming interface benchmarks, the high max latency results are due to the model failing to implement a proper streaming interface.

Figure 9 shows a comparison of area and latency between the 4 different setups. We can notice the latency is improved to the cost of the area for AES and Present. For the other designs, the average latency is not always improved, but the minimum latency achieved across the 10 runs is equal or improved. Overall, the GPT4o/GPT4o-mini ensemble performed better at optimizing the code for latency than Sonnet 3.5, as the latter hallucinated pragmas syntax.

Table 8. Number of compile and HLS runs, and synthesis results from GPT ensemble with latency optimizations target.

Benchmark	# Compile Runs			# HLS Runs			Area [um2]			Latency [cycles]		
	Avg.	Min.	Max.	Avg.	Min.	Max.	Avg.	Min.	Max.	Avg.	Min.	Max.
AES	34.83	29	44	16.00	16	16	17812.60	6660.80	20920.00	231	159	571
DES	-	-	-	-	-	-	-	-	-	-	-	-
Present	38.00	37	39	18.33	18	19	22245.17	19262.80	24953.40	897	609	1154
SHA256	12.70	9	14	6.10	6	7	47539.87	37894.00	51580.90	422	67	573
CuSums	5.44	4	12	2.00	2	2	1787.14	1522.70	2309.70	11113	1	60000
Monobit	4.30	4	7	2.00	2	2	808.50	808.50	808.50	1	1	1
Block	-	-	-	-	-	-	-	-	-	-	-	-
Overlap.	14.00	14	14	2.00	2	2	110.60	110.60	110.60	0	0	0
Runs	11.56	10	12	2.00	2	2	439.04	24.40	1452.70	14564	0	65536
Q.S.	9.33	7	19	4.33	4	6	61850.53	11922.60	83227.00	4	4	4

Table 9. Number of compile and HLS runs, and synthesis results from Sonnet 3.5 ensemble with area optimizations target.

Benchmark	# Compile Runs			# HLS Runs			Area [um2]			Latency [cycles]		
	Avg.	Min.	Max.	Avg.	Min.	Max.	Avg.	Min.	Max.	Avg.	Min.	Max.
AES	55.00	55	55	25.00	25	25	2965.30	2965.30	2965.30	853	853	853
DES	-	-	-	-	-	-	-	-	-	-	-	-
Present	38.25	37	39	18.00	18	18	19566.43	18709.60	19984.70	6367	6193	6888
SHA256	14.10	12	24	6.20	6	8	41924.00	41794.10	42227.10	83	83	83
CuSums	4.70	4	6	2.00	2	2	642.19	24.40	2269.80	1	0	4
Monobit	4.00	4	4	2.00	2	2	813.20	813.20	813.20	1	1	1
Block	13.63	11	18	4.13	4	5	2861.36	104.40	11325.20	33	1	256
Overlap.	29.50	24	35	3.50	3	4	17923.35	10473.90	25372.80	17	1	32
Runs	10.00	9	11	2.00	2	2	1958.70	1889.30	2236.30	1	1	3
Q.S.	9.40	5	17	4.60	4	7	53746.85	11813.60	83659.80	4	4	4

Table 10. Number of compile and HLS runs, and synthesis results from Sonnet 3.5 ensemble with latency optimizations target.

Benchmark	# Compile Runs			# HLS Runs			Area [um2]			Latency [cycles]		
	Avg.	Min.	Max.	Avg.	Min.	Max.	Avg.	Min.	Max.	Avg.	Min.	Max.
AES	27.29	26	29	19.43	19	21	5523.77	4097.20	6094.40	601	572	672
DES	-	-	-	-	-	-	-	-	-	-	-	-
Present	37.50	36	41	18.30	18	20	21621.76	20420.30	29182.10	954	280	1529
SHA256	16.00	14	20	6.00	6	6	41890.32	41794.10	42227.10	83	83	83
Cusums	4.00	4	4	2.00	2	2	205.10	205.10	205.10	20001	20001	20001
Monobit	4.00	4	4	2.00	2	2	455.75	98.30	813.20	65	1	128
Block	14.43	10	20	4.14	4	5	3306.53	548.10	11325.20	1	1	1
Overlap.	22.00	22	22	5.00	5	5	38160.00	38160.00	38160.00	583	583	583
Runs	10.10	9	12	2.00	2	2	567.24	24.40	2050.60	39322	0	65536
Q.S.	10.00	5	15	4.80	4	7	58270.55	11856.90	107750.30	3	1	4

As mentioned above, for some of the Streaming interface benchmarks, the LLMs produce a synthesizable code that does not use the streaming interface. Table 11 reports data on streaming interface success for both models. Overall, Sonnet 3.5 is more effective at generating a streaming interface, with the Cumulative Sums test being an outlier. The

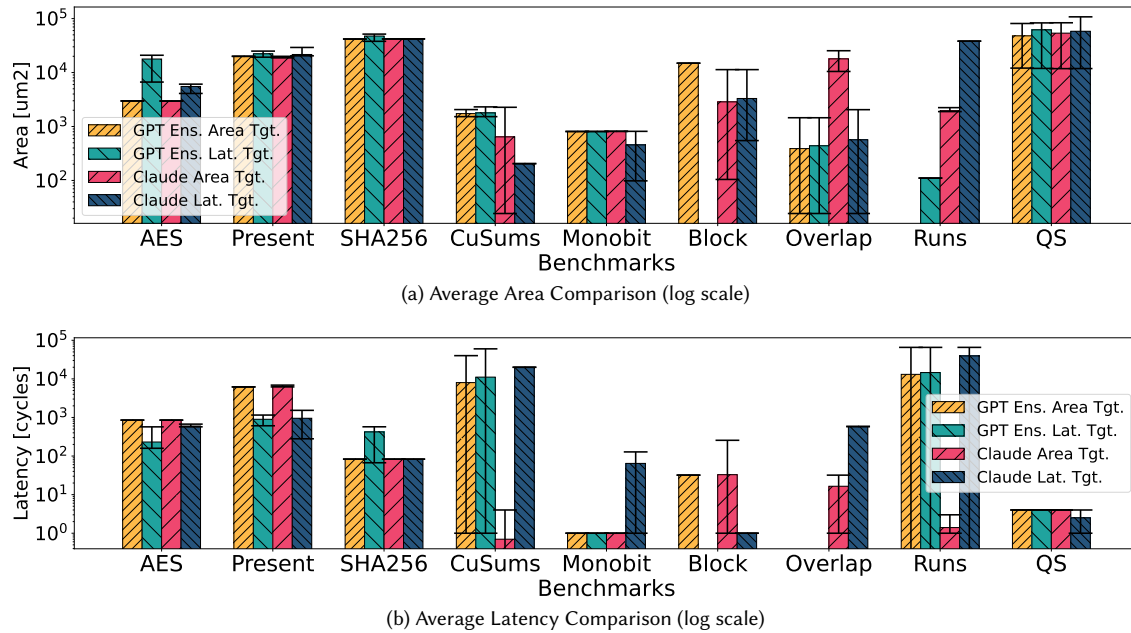


Fig. 9. Comparisons between OpenAI and Anthropic models. The error bars represent the min/max ranges.

Sonnet 3.5-generated code structure for Cumulative Sums is very similar across all 20 total runs we performed. Possibly hinting at a bias in the training set.

Table 11. Streaming interface success. The area and Latency target data are combined, as the streaming interface step is independent of the final optimization target.

Benchmark	GPT Ens.	Sonnet 3.5	GPT Ens.	Sonnet 3.5
	Synth Succ. [%]	Synth Succ. [%]	Streaming Succ. [%]	Streaming Succ. [%]
CuSums	95	100	70	10
Monobit	100	100	100	80
Block	10	65	0	60
Overlapping	10	15	0	15
Runs	95	100	55	60

Figure 10 shows a result for Cumulative Sums for both models. For this test, the threshold for determining whether the sequence is random or not can be performed directly on the value of sup and inf. For this reason, no further calculation is needed at the end of the sequence. On the left, the GPT ensemble correctly adds the `epsilon_elem` to the function parameters, makes `S sup` and `inf` static, and removes the for loop operating on `epsilon`. On the right, Sonnet 3.5 did make the local variable static but failed at adding the `epsilon_element` a new parameter and remove the for loop.

Inspecting the generated code, we found that across the same benchmark, solutions from the same model are very similar and follow one to a few different patterns that are different for different models. This may suggest that where a model fails, and another succeeds, it might be more due to differences in the training data than the model design itself.

1 GPT4o/GPT4o-mini result for CuSums	1 Sonnet 3.5 result for CuSums
<pre> 1 void CumulativeSums(int *res_sup, int * 2 res_inf, int epsilon_elem) 3 { 4 static int S = 0; 5 static int sup = 0; 6 static int inf = 0; 7 // Update S based on the current element 8 S += (epsilon_elem) ? 1 : -1; 9 // Update sup and inf based on the value 10 of S 11 if (S > sup) 12 sup++; 13 if (S < inf) 14 inf--; 15 // Set the results after processing all 16 elements 17 *res_sup = sup; 18 *res_inf = inf; 19 } </pre>	<pre> 1 void CumulativeSums(int *res_sup, int * 2 res_inf) { 3 static int S = 0; 4 static int sup = 0; 5 static int inf = 0; 6 static int k = 0; 7 #pragma hls_pipeline_init_interval 1 8 for (int i = 0; i < N; i++) { 9 #pragma hls_unroll yes 10 int epsilon_element = epsilon[i]; 11 (epsilon_element) ? (S++) : (S--); 12 if (S > sup) 13 sup++; 14 if (S < inf) 15 inf--; 16 k++; 17 } 18 *res_sup = sup; 19 *res_inf = inf; 20 // Reset static variables for next use 21 S = 0; 22 sup = 0; 23 inf = 0; 24 k = 0; 25 } ... </pre>

Fig. 10. Results from a Cumulative Sums run for the GPT4o/GPT4o-mini ensemble and Sonnet 3.5

7 Conclusions

With our case study, we demonstrated the potential of LLMs in bridging the software-to-hardware design gap by leveraging HLS. With the hindsight gathered in the case study, we implemented a fully automated framework that is able to take complex C code and rewrite it in a way that is compatible with HLS tools using LLMs. To achieve this, we break down the design hierarchy and approach the rewrite process in a bottom-up approach. Once the code is synthesizable, we task the LLM to add pragmas to optimize the hardware implementation obtained with the HLS tool. Our results show that the approach is very effective at generating HLS synthesizable code. We obtain a good success rate on designs that are the order of magnitude more complex than what has been achieved when generating Verilog directly from the LLMs. This validates our hypothesis that working at a higher level of abstraction would allow us to better use LLMs for hardware generation. The LLMs struggled in the optimization step. On one side, more in-context learning or retrieval-augmented generation techniques could be employed to improve the results. On the other side, pragma exploration is a much more constrained problem than code rewriting, and might be more effective to tackle this problem without LLMs.

References

- [1] Google AI. 2024. Bard: A Large Language Model from Google AI. <https://blog.google/technology/ai/bard-google-ai-search-updates/>. Accessed on 2024-04-06.
- [2] Anthropic. 2024. Claude 3.5 Model Card Addendum. https://www-cdn.anthropic.com/fed9cc193a14b84131812372d8d5857f8f304c52/Model_Card_Claude_3_Addendum.pdf Accessed: 2024-10-14.
- [3] Jason Blocklove, Siddharth Garg, Ramesh Karri, and Hammond Pearce. 2023. Chip-Chat: Challenges and Opportunities in Conversational Hardware Design. In *2023 ACM/IEEE 5th Workshop on Machine Learning for CAD (MLCAD)*. 1–6. <https://doi.org/10.1109/MLCAD58807.2023.10299874>
- [4] Luca Collini, Siddharth Garg, and Ramesh Karri. 2024. C2HLSC: Can LLMs Bridge the Software-to-Hardware Design Gap? arXiv:2406.09233 [cs.AR] <https://arxiv.org/abs/2406.09233>

- [5] GeeksforGeeks. [n. d.]. Quick Sort in C. <https://www.geeksforgeeks.org/quick-sort-in-c/>. Accessed on 2024-04-06.
- [6] HLSLibs. [n. d.]. HLSLibs - High-Level Synthesis Libraries. <https://hlslibs.org/>. Accessed on 2024-04-06.
- [7] Koke. [n. d.]. tiny-AES-c. <https://github.com/kokke/tiny-AES-c>. Accessed on 2024-04-06.
- [8] Yuchao Liao, Tosiron Adegbija, and Roman Lysecky. 2024. Are LLMs Any Good for High-Level Synthesis? arXiv:2408.10428 [cs.AR] <https://arxiv.org/abs/2408.10428>
- [9] Mingjie Liu, Nathaniel Pinckney, Bruce Khailany, and Haoxing Ren. 2023. VerilogEval: Evaluating Large Language Models for Verilog Code Generation. arXiv:2309.07544 [cs.LG] <https://arxiv.org/abs/2309.07544>
- [10] Tianyang Liu, Qi Tian, Jianmin Ye, LikTung Fu, Shengchu Su, Junyan Li, Gwok-Waa Wan, Layton Zhang, Sam-Zaak Wong, Xi Wang, and Jun Yang. 2024. ChatChisel: Enabling Agile Hardware Design with Large Language Models. In *2024 2nd International Symposium of Electronics Design Automation (ISED)*. 710–716. <https://doi.org/10.1109/ISED62518.2024.10618053>
- [11] Yao Lu, Shang Liu, Qijun Zhang, and Zhiyao Xie. 2023. RTLLM: An Open-Source Benchmark for Design RTL Generation with Large Language Model. arXiv:2308.05345 [cs.LG] <https://arxiv.org/abs/2308.05345>
- [12] James T. Meech. 2024. Leveraging High-Level Synthesis and Large Language Models to Generate, Simulate, and Deploy a Uniform Random Number Generator Hardware Design. arXiv:2311.03489 [cs.AR]
- [13] Razvan Nane, Vlad-Mihai Sima, Christian Pilato, Jongsok Choi, Blair Fort, Andrew Canis, Yu Ting Chen, Hsuan Hsiao, Stephen Brown, Fabrizio Ferrandi, Jason Anderson, and Koen Bertels. 2016. A Survey and Evaluation of FPGA High-Level Synthesis Tools. *IEEE Transactions on CAD* 35, 10 (2016), 1591–1604. <https://doi.org/10.1109/TCAD.2015.2513673>
- [14] NIST. 2010. A Statistical Test Suite for Random and Pseudorandom Number Generators for Cryptographic Applications (Revision 1a). <https://nvlpubs.nist.gov/nistpubs/legacy/sp/nistspecialpublication800-22r1a.pdf> Accessed on 2024-04-06.
- [15] OpenAI. 2024. GPT-4 Turbo System Card. <https://cdn.openai.com/gpt-4o-system-card.pdf> Accessed: 2024-10-14.
- [16] Hammond Pearce, Baleegh Ahmad, Benjamin Tan, Brendan Dolan-Gavitt, and Ramesh Karri. 2022. Asleep at the Keyboard? Assessing the Security of GitHub Copilot’s Code Contributions. In *IEEE Symposium on Security and Privacy*. 754–768. <https://doi.org/10.1109/SP46214.2022.9833571>
- [17] Deepraj Soni, Mohammed Nabeel, Kanad Basu, and Ramesh Karri. 2019. Power, Area, Speed, and Security (PASS) Trade-Offs of NIST PQC Signature Candidates Using a C to ASIC Design Flow. In *IEEE International Conference on Computer Design*. 337–340. <https://doi.org/10.1109/ICCD46524.2019.00054>
- [18] Sneha Swaroopa, Rijoy Mukherjee, Anushka Debnath, and Rajat Subhra Chakraborty. 2024. Evaluating Large Language Models for Automatic Register Transfer Logic Generation via High-Level Synthesis. arXiv:2408.02793 [cs.AR] <https://arxiv.org/abs/2408.02793>
- [19] Shailja Thakur, Baleegh Ahmad, Hammond Pearce, Benjamin Tan, Brendan Dolan-Gavitt, Ramesh Karri, and Siddharth Garg. 2024. VeriGen: A Large Language Model for Verilog Code Generation. *ACM Trans. Des. Autom. Electron. Syst.* (feb 2024). <https://doi.org/10.1145/3643681> Just Accepted.
- [20] Shailja Thakur, Jason Blocklove, Hammond Pearce, Benjamin Tan, Siddharth Garg, and Ramesh Karri. 2024. AutoChip: Automating HDL Generation Using LLM Feedback. arXiv:2311.04887 [cs.PL] <https://arxiv.org/abs/2311.04887>
- [21] Chenwei Xiong, Cheng Liu, Huawei Li, and Xiaowei Li. 2024. HLLSPilot: LLM-based High-Level Synthesis. arXiv:2408.06810 [cs.AR] <https://arxiv.org/abs/2408.06810>
- [22] Kangwei Xu, Grace Li Zhang, Xunzhao Yin, Cheng Zhuo, Ulf Schlichtmann, and Bing Li. 2024. Automated C/C++ Program Repair for High-Level Synthesis via Large Language Models. In *Proceedings of the 2024 ACM/IEEE International Symposium on Machine Learning for CAD (Salt Lake City, UT, USA) (MLCAD '24)*. Association for Computing Machinery, New York, NY, USA, Article 15, 9 pages. <https://doi.org/10.1145/3670474.3685953>

A Prompts and In-Context Learning Examples

A.1 Code Refactoring ICL

In the code refactoring step (Section 5.2), we provide examples for in-context learning to obtain a streaming interface and fix the following errors:

- **Streaming interface:**

```

1 Rewrite the {top_function} function to be compatible for HLS. The first task is to rewrite it
2 such that it will get inferred as a streaming function, to do so, I need to get rid of the
3 global array and have the function take a parameter to accept one element at each function call
4 The following is an example on how this can be done:
5 ```
6 #define N 20
7 #define TAPS 11
8 int x[N];
9 void fir(*y) {
10     int c[TAPS] = { 53, 0, -91, 0, 313, 500, 313, 0, -91, 0, 53};
11     static int shift_reg[TAPS];
12     int acc;
13     int i, j;
14     acc = 0;
15     for (j = 0; j < N; j++) {
16         for (i = TAPS - 1; i >= 0; i--) {
17             if (i == 0) {
18                 acc += x[j] * c[0];
19                 shift_reg[0] = x[j];
20             } else {
21                 shift_reg[i] = shift_reg[i - 1];
22                 acc += shift_reg[i] * c[i];
23             }
24         }
25     }
26     *y = acc;
27 }
28 // Streaming function
29 #define TAPS 11
30 void fir(int *y, int x) { // takes one element of x and produces one element of y at each
    function call
31     int c[TAPS] = { 53, 0, -91, 0, 313, 500, 313, 0, -91, 0, 53};
32     static int shift_reg[TAPS]; // this needs to be static to be preserved across function calls
33     static int acc;
34     static int j = 0;
35     int i;
36     acc = 0;
37     for (i = TAPS - 1; i >= 0; i--) {
38         if (i == 0) {
39             acc += x * c[0];
40             shift_reg[0] = x;
41         } else {
42             shift_reg[i] = shift_reg[i - 1];
43             acc += shift_reg[i] * c[i];
44         }
45     }
46     if (j==N) {

```

```

47     *y = acc;
48     j = 0;
49   } else {
50     j++;
51   }
52 }
53 ---
54 If there is more than one loop one will need multiple if statements to differentiate the outer
    loops actions.
55 The final function must not contain loops.

```

• Recursion:

```

1
2 Here are two examples on how simple cases and more complex cases of recursion can be rewritten
  to avoid recursion:
3 Tail recursive function
4 ---
5 algorithm SolveTailRecursive(problem, accumulator):
6   // INPUT
7   //   problem = an instance of the problem to solve
8   //   accumulator = the variable that holds partial solutions
9   // OUTPUT
10  //   solution = the complete solution to the problem or an indicator that no solution
    exists
11  if BaseCase(problem):
12    accumulator <- apply the base-case update
13    return accumulator
14  else:
15    // body
16    accumulator <- update the accumulator
17    subproblem <- reduce problem to a smaller sub-problem
18    return SolveTailRecursive(subproblem, accumulator)
19  ---
20 Iterative version:
21 ---
22 algorithm SolveTailIterative(problem):
23   // INPUT
24   //   problem = an instance of the problem to solve
25   // OUTPUT
26   //   solution = the complete solution to the problem (or an indicator that no solution
    exists)
27   accumulator <- initialize the accumulator
28   while not BaseCase(problem):
29     accumulator <- update the accumulator
30     subproblem <- reduce problem to a smaller sub-problem
31     problem <- subproblem
32   accumulator <- apply the base-case update
33   return accumulator
34 ---
35 General recursive case:
36 ---
37 algorithm SolveRecursive(problem):
38   // INPUT
39   //   problem = an instance of problem to solve
40   // OUTPUT

```

```

41 // The solution to problem if one exists, or failure - notification of its inexistence,
    otherwise
42 if BaseCase(problem):
43     return the base-case solution to problem
44 else:
45     i <- 0
46     while there is a recursive call to make:
47         i <- i + 1
48         Execute NRCB_i, the non-recursive code block number i
49         subproblem_i <- extract the i-th sub-problem from problem
50         subsolution_i <- SolveRecursive(subproblem_i)
51
52     // let m be the number of sub-solutions (and sub-problems)
53     solution <- combine subsolution_1, ..., subsolution_m
54     if solution is valid:
55         return solution
56     else:
57         return failure
58 ...
59 General Iterative version:
60 ...
61 algorithm SolveIter(problem):
62     // INPUT
63     // problem = an instance of the problem to solve
64     // OUTPUT
65     // The solution to problem if one exists, or failure - notification of its inexistence,
        otherwise
66     start <- CreateFrame(problem)
67     start.parent <- NONE
68     stack <- create a stack with start as its only element
69     while stack is not empty:
70         frame <- pop the top element from stack
71         if frame has an unvisited out-going edge:
72             edge <- GetNextEdge(frame)
73             Execute edge.NRCB
74             Push frame onto stack
75             Push edge.child onto stack
76         else:
77             solution <- GetReturnValue(frame)
78             if frame.parent != NONE:
79                 Pass the return value of frame to frame.parent
80     return GetReturnValue(start)
81 ...

```

- **Pointer in the interface:**

```

1 You can get rid of pointers in the interface using the array notation like
2 void foo(int a[SIZE]);
3 you will need to substitute SIZE with the size of the array.
4 In the usage of the parameter a you can use the array notation as well,
5 like a[i] instead of *a[i].

```

- **Floating point use:**

```

1 You can replace floating point types with ac_fixed or ac_float types.
2 ac_fixed:

```

```
3 ac_fixed<W, I, false> unsigned fixed-point type with W total bits and I integer bits.
4 ac_fixed<W, I, true> signed fixed-point type with W total bits and I integer bits.
5 ac_float:
6 ac_float<W,I,E,Q>
7 where the first two parameters W and I define the mantissa as an ac_fixed<W,I,true>,
8 the E defines the exponent as an ac_int<E,true> and Q defines the rounding mode
9 you do not need to include any lib I will include the following:
10 #include "../include/ac_float.h"
11 #include "../include/ac_fixed.h"
```

- **Redefinition of function:**

```
1 To solve this problem you can get rid of the function in the error
2 as I have already defined it in my code.
```

Received 25 October 2024