

Proceedings of the XCSP³ Competition 2024

Gilles Audemard

Christophe Lecoutre

Emmanuel Lonca

CRIL
University of Artois & CNRS
France

November 26, 2024

This document represents the proceedings of the XCSP³ Competition 2024, following those published in 2022 [1] and 2023 [2]. The website containing all **detailed results** of this international competition is available at:

<https://www.cril.univ-artois.fr/XCSP24>

The organization of this 2024 competition involved the following tasks:

- adjusting general details (dates, tracks, ...) by G. Audemard, C. Lecoutre and E. Lonca
- selecting instances (problems, models and data) by C. Lecoutre
- receiving, testing and executing solvers on CRIL cluster by E. Lonca
- validating solvers and rankings by C. Lecoutre and E. Lonca
- developing the 2024 website dedicated to results by G. Audemard

Important: for reproducing the experiments and results, it is important to use the very same set of XCSP³ instances, as used in the competition. These instances can be found in this [archive](#). Some (usually minor) differences may exist when compiling the models presented in this document and those that can be found in this [archive](#).

Contents

1	About the Selection of Problems in 2024	5
2	Problems and Models	9
2.1	CSP	9
2.1.1	Average Avoiding	9
2.1.2	Fast Matrix Multiplication	10
2.1.3	Fillomino	11
2.1.4	FRB	13
2.1.5	Hamming	13
2.1.6	Hyper Sudoku	14
2.1.7	Mystery Shopper	15
2.1.8	Pentominoes	16
2.1.9	PoolBall Triangle	17
2.1.10	Rotating Workforce	18
2.1.11	Soccer	19
2.1.12	Social Golfers	21
2.1.13	Solitaire Pattern	23
2.1.14	Subisomorphism	25
2.1.15	Takuzu	25
2.1.16	WordSquare	26
2.2	COP	28
2.2.1	Aircraft Assembly Line	28
2.2.2	AztecDiamondSym	30
2.2.3	Bin Packing	32
2.2.4	Cargo	35
2.2.5	Charlotte	38
2.2.6	Drinking	40
2.2.7	Fool Solitaire	40
2.2.8	LitPuzzle	42
2.2.9	Maximum Density Oscillating Life	43
2.2.10	Pyramid	44
2.2.11	Rubiks Cube	45
2.2.12	SameQueensKnights	47
2.2.13	Still Life	48
2.2.14	Test Scheduling	50
2.2.15	Traveling Tournament	53
2.2.16	Vehicle Routing Problem with Location Congestion	55
2.2.17	Word Golf	57
2.2.18	Wordpress	59

3 Solvers	63
ACE	63
BTD	70
Choco	72
CoSoCo	76
CPMpy	78
Exchequer	81
Fun-sCOP	83
NACRE	85
Picat	87
RBO	91
Sat4j-CSP-PBj	93
toulbar2	95
4 Results	99
4.1 Context	99
4.2 Rankings	100

Chapter 1

About the Selection of Problems in 2024

Remember that the complete description, **Version 3.2**, of the format (XCSP³) used to represent combinatorial constrained problems can be found in [5]. As usual for XCSP³ competitions, we have limited XCSP³ to its kernel, called XCSP³-core [6]. This means that the scope of the XCSP³ competition is restricted to:

- integer variables,
- CSP (Constraint Satisfaction Problem) and COP (Constraint Optimization Problem),
- a set of 24 popular (global) constraints for main tracks:
 - generic constraints: `intension` and `extension` (also called `table`)
 - language-based constraints: `regular` and `mdd`
 - comparison constraints: `allDifferent`, `allDifferentList`, `allEqual`, `ordered`, `lex` and `precedence`
 - counting/summing constraints: `sum`, `count`, `nValues` and `cardinality`
 - connection constraints: `maximum`, `minimum`, `element` and `channel`
 - packing/scheduling constraints: `noOverlap`, `cumulative`, `binPacking` and `knapsack`
 - circuit, `instantiation` and `slide`

and a smaller set of constraints for mini tracks.

For the 2024 competition, 34 problems have been selected. They are succinctly presented in Table 1.1. For each problem, the type of optimization is indicated (if any), as well as the involved constraints. At this point, do note that making a good selection of problems/instances is a difficult task. In our opinion, important criteria for a good selection are:

- the novelty of problems, avoiding constraint solvers to overfit already published problems;
- the diversity of constraints, trying to represent all of the most popular constraints (those from XCSP³-core) while paying attention to not over-representing some of them;
- the scaling up of problems.

CSP Problems	Global Constraints
AverageAvoiding	allDifferent, minimum
FastMatrixMultiplication	lex, precedence, sum, table*
Fillomino	element, sum, table*
FRB	table
Hamming	lex, sum
HyperSudoku	allDifferent
MysteryShopper	allDifferent, channel, lex, table
Pentominoes	allDifferent, table
PoolBallTriangle	allDifferent
RotatingWorkforce2	cardinality, count, regular, sum
Soccer	allDifferent, sum, table
SocialGolfers	allDifferent, cardinality, lex, sum
SolitairePattern	table
Subisomorphism	allDifferent, table
Takuzu	AllDifferentList, sum
WordSquare	allDifferentList, element, table
COP Problems	Global Constraints
AircraftAssemblyLine	cumulative, noOverlap, sum
AztecDiamondSym	cardinality, sum, table*
BinPacking	binPacking, cardinality, nValues, lex, sum
Cargo	cumulative, element, noOverlap, sum
Charlotte	allDifferent, count, sum, table*
Drinking	sum, table
FoolSolitaire	element, table
LitPuzzle	sum
MaxDensityOscillatingLife	lex, sum, table*
Pyramid	allDifferent
RubiksCube	allDifferent, element
SameQueensKnights	sum
StillLife	sum, table
TestScheduling	cumulative, noOverlap, maximum
TravelingTournament	allDifferent, cardinality, element, regular, sum, table*
VRP_LC	circuit, cumulative, element, sum
WordGolf	element, sum
Wordpress	element, sum

Table 1.1: Selected Problems for the main tracks of the 2024 Competition. When table is followed by (*), it means that starred tables are involved.

Novelty. Almost all problems are new in 2024, with models directly written in PyCSP³. One problem series has been submitted in response to the call (AircraftAssemblyLine, as in 2023).

Scaling up. It is always interesting to see how constraint solvers behave when the instances of a problem become harder and harder. This is what we call the scaling behavior of solvers. For most of the problems in the 2024 competition, we have selected series of instances with regular increasing difficulty. It is important to note that assessing the difficulty of instances was mainly determined with ACE [14], which is the reason why ACE is declared to be off-competition (due to this strong bias).

Selection. This year, the selection of problems and instances has been performed by Christophe Lecoutre. As a consequence, the solver ACE was labeled off-competition.

Chapter 2

Problems and Models

In the next sections, you will find all models used for generating the XCSP³ instances of the 2024 competition (for main CSP and COP tracks). Almost all models are written in PyCSP³ [15], Version 2.4 (officially released in August 28, 2024); see <https://pycsp.org>.

2.1 CSP


2.1.1 Average Avoiding

Description. Arrange an array such that the average of 2 numbers does not lie between them in the array. It seems that it was a Facebook interview question, and a question on StackOverflow.

Data. Because, here, we consider to find an array with all values ranging (in some order) from 0 to a specified limit, only one integer is required to specify a specific instance: the order n of the array. The values of n used for generating the 2024 competition instances are:

20, 25, 30, 35, 40, 45, 50, 55, 60, 65

Model. The PyCSP³ model, in a file ‘AverageAvoiding.py’, used for the competition is:

```
 PyCSP3 Model 1  
  
from pycsp3 import *  
  
n = data  
  
# x[i] is the ith value of the sequence  
x = VarArray(size=n, dom=range(n))  
  
satisfy(  
    # ensuring that the average of 2 numbers of the sequence separated by a value v is not v  
    [2 * x[k] != x[i] + x[j]  
     for i, j in combinations(n, 2) if i + 1 < j for k in range(i + 1, j)],  
  
    # ensuring that we have a permutation of the initial sequence  
    AllDifferent(x),  
  
    # tag(symmetry-breaking)  
    x[0] == Minimum(x)
```

)

This model involves a one-dimensional array of variables x , a constraint `AllDifferent`, a constraint `Minimum` and a group of intensional constraints. A series of 10 instances has been selected for the competition. For generating an XCSP³ instance (file), you can execute for example:

```
python AverageAVoiding.py -data=20
```

Remark 1 *In such a restricted configuration (all values ranging from 0 to $n - 1$), one could have written `x[0] == 0` instead of posting a constraint `Minimum`. Besides, it is not very clear that it is a correct way of breaking symmetries (in the general case, this should be demonstrated).*

2.1.2 Fast Matrix Multiplication


Description. Taken from [7]: “The multiplication of two matrices A and B of sizes $n \times m$ and $m \times p$ results in a product matrix C of size $n \times p$. This operation can be represented by a binary third-order tensor T . An entry $T_{i,j,k}$ of this tensor is equal to 1 if and only if the k th entry in the output matrix C uses the scalar product of the i th entry of A and the j th entry of B . The FMM (Fast Matrix Multiplication) problem for a given tensor T , rank R , and field F (e.g., $F = \{-1, 0, +1\}$) asks: can each entry $T_{i,j,k}$ of T be expressed as the sum of exactly R trilinear terms involving the factor matrices U , V , and W , as follows:

$$T_{i,j,k} = \sum_{r=1}^R U_{i,r} \times V_{j,r} \times W_{k,r}, \forall i \in \{1, \dots, n \times m\}, j \in \{1, \dots, m \times p\}, k \in \{1, \dots, n \times p\}$$

Data. Four integers are required to specify a specific instance. Values of (n, m, p, R) used for the instances in the competition are:

(2,2,2,3), (2,2,2,4), (2,2,2,5), (2,2,2,6), (2,2,2,7), (1,3,3,9), (3,1,3,9), (2,2,3,11), (2,3,2,11)

Model. The PyCSP³ model, in ‘FastMatrixMultiplication.py’, used for the competition is:



PyCSP³ Model 2

```
from pycsp3 import *

n, m, p, R = data
U, V, W = n * m, m * p, n * p

T = []
for k in range(n * p):
    M = [[0] * V for _ in range(U)]
    i, j = k // p, k % p
    for a in range(m):
        M[i * m + a][j + (p * a)] = 1
    T.append(M)

# x is the first factor matrix
x = VarArray(size=[U, R], dom={-1, 0, 1})

# y is the second factor matrix
y = VarArray(size=[V, R], dom={-1, 0, 1})

# z is the third factor matrix
z = VarArray(size=[W, R], dom={-1, 0, 1})
```

```

satisfy(
  # ensuring that the tensor is produced
  [Sum(x[i][r] * y[j][r] * z[k][r] for r in range(R)) == T[k][i][j]
   for i in range(U) for j in range(V) for k in range(W)],

  # tag(symmetry-breaking)
  [
    [LexIncreasing(x[:, r] + y[:, r], x[:, r + 1] + y[:, r + 1]) for r in range(R - 1)],

    [Precedence(x[:, r], values=[-1, 1]) for r in range(R)],

    [Precedence(z[:, r], values=[-1, 1]) for r in range(R)]
  ]
)

```

This model involves three two-dimensional arrays of variables x , y and z , an (global) constraints of type `Lex`, `Precedence` and `Sum`. A series of 9 instances has been selected for the competition. For generating an XCSP³ instance (file), you can execute for example:

```
python FastMatrixMultiplication.py -data=[2,2,2,3]
```

2.1.3 Fillomino

Description. From [Wikipedia](#): “Fillomino is played on a rectangular grid. Some cells of the grid start containing numbers. The goal is to divide the grid into regions called polyominoes (by filling in their boundaries) such that each given number n in the grid satisfies the following constraints: i) each clue n is part of a polyomino of size n ; ii) no two polyominoes of matching size (number of cells) are orthogonally adjacent (share a side).”


Data. As an illustration of data specifying an instance of this problem, we have:

```

{
  "puzzle": [
    [4, 0, 0, 3, 0],
    [0, 5, 4, 0, 2],
    [0, 6, 1, 0, 1],
    [0, 0, 0, 6, 0],
    [5, 0, 0, 3, 0]
  ]
}

```

Model. The PyCSP³ model, in a file ‘Fillomino.py’, used for the competition is:

 **PyCSP³ Model 3**

```

from pycsp3 import *

puzzle = data
n, m = len(puzzle), len(puzzle[0])

Values = {puzzle[i][j] for i in range(n) for j in range(m) if puzzle[i][j] > 0}

seen = set()
preassigned = []
for i in range(n):

```

```

for j in range(m):
    if puzzle[i][j] == 1 or (puzzle[i][j] > 1 and puzzle[i][j] not in seen):
        preassigned.append((len(preassigned), puzzle[i][j], i + 1, j + 1)) # +1 for border
        seen.add(puzzle[i][j])

remaining = n * m - sum(sz for (_, sz, _, _) in preassigned)
nRegions = len(preassigned) + remaining
maxDistance = max(max(Values), remaining) + 1

Points = [(i, j) for i in range(1, n + 1) for j in range(1, m + 1)]

def tables():
    Tc = {(1, ANY, ANY, ANY, ANY, ANY, 0, ANY, ANY, ANY, ANY)}
    for k in range(nRegions): # root forced to be the first cell of the region wrt top left
        Tc.add((gt(1), k, ANY, k, ANY, ANY, 0, ANY, 1, ANY, ANY))
        Tc.add((gt(1), k, ANY, ANY, ANY, k, 0, ANY, ANY, ANY, 1))
    for v in range(1, maxDistance):
        Tc.add((gt(1), k, k, ANY, ANY, ANY, v, v - 1, ANY, ANY, ANY))
        Tc.add((gt(1), k, ANY, k, ANY, ANY, v, ANY, v - 1, ANY, ANY))
        Tc.add((gt(1), k, ANY, ANY, k, ANY, v, ANY, ANY, v - 1, ANY))
        Tc.add((gt(1), k, ANY, ANY, ANY, k, v, ANY, ANY, ANY, v - 1))
    Tr = {(v, v, k, k) for v in Values for k in range(nRegions)}
        | {(v, ne(v), k, ne(k)) for v in Values for k in range(nRegions)}
    return Tc, Tr

Tc, Tr = tables() # tables for connections and regions

# x[i][j] is the region (number) where the square at row i and column j belongs
x = VarArray(size=[n + 2, m + 2], dom=range(nRegions), dom_border={-1})

# y[i][j] is the value of the square at row i and column j
y = VarArray(size=[n + 2, m + 2], dom=lambda i, j: {puzzle[i-1][j-1]} if puzzle[i-1][j-1] != 0
    else Values, dom_border={-1})

# d[i][j] is the distance of the square at (i,j) wrt the starting square of the (same) region
d = VarArray(size=[n + 2, m + 2], dom=range(maxDistance), dom_border={-1})

# s[k] is the size of the kth region
s = VarArray(size=nRegions, dom={0} | Values) # it is important to have 0

satisfy(
    # setting starting squares of pre-assigned regions
    [
        (
            x[i][j] == k,
            y[i][j] == sz,
            s[k] == sz
        ) for k, sz, i, j in preassigned
    ],

    # setting values according to the size of the regions
    [y[i][j] == s[x[i][j]] for i, j in Points if puzzle[i - 1][j - 1] == 0],

    # controlling the size of each region
    [s[k] == Sum(x[i][j] == k for i, j in Points) for k in range(nRegions)],

    # ensuring connection
    [(y[i][j], x.cross(i, j), d.cross(i, j)) in Tc for i, j in Points],

    # two regions of the same size cannot have neighbouring squares
    [
        [(y[i][j], y[i][j + 1], x[i][j], x[i][j + 1]) in Tr
         for i in range(1, n + 1) for j in range(1, m)],

```

```

    [(y[i][j], y[i + 1][j], x[i][j], x[i + 1][j]) in Tr
     for j in range(1, m + 1) for i in range(1, n)]
],

# ensuring a single root for each region tag(symmetry-breaking)
[
    If(
        d[i][j] == 0, d[p][q] == 0,
        Then=x[i][j] != x[p][q]
    ) for (i, j) in Points for (p, q) in Points if (i, j) != (p, q)
],

# pushing regions of size 0 on the right tag(symmetry-breaking)
[
    If(
        s[k] == 0,
        Then=s[k + 1] == 0
    ) for k in range(nRegions - 1)
]
)

```

This model involves four arrays of variables, and (global) constraints of type `Element`, `Sum` and `Table`.

A series of 10 instances has been selected for the competition. For generating an XCSP³ instance (file), you can execute for example:

```
python Fillomino.py -data=grid.json
```

where ‘grid.json’ is a data file in JSON format.

2.1.4 FRB

This problem has already been selected in previous XCSP competitions. This satisfaction problem only involves (ordinary) table constraints. A series of 12 instances has been selected for the competition. These instances were randomly generated using Model RB [20], while guaranteeing satisfiability.

2.1.5 Hamming

Description. Given four integers n , m , d and k , the goal is to find n vectors of size m where each value lies between 0 and d (exclusive), and every two vectors have a Hamming distance at most equal to k . See [Wikipedia](#).

Data. Four integers are required to specify a specific instance. Values of (n, m, d, k) used for the instances in the competition are:

```
(20,10,3,5), (20,10,3,6), (20,10,3,7), (20,10,3,8), (20,10,5,7), (20,10,5,8), (20,10,5,9),
(20,10,5,10), (30,15,7,12), (30,15,7,13), (30,15,7,14), (30,15,7,15)
```

Model. The PyCSP³ model, in a file ‘Hamming.py’, used for the competition is:

PyCSP³ Model 4

```

from pycsp3 import *

n, m, d, k = data or (9, 4, 3, 3)

# x[i][j] is the jth value of the ith vector
x = VarArray(size=[n, m], dom=range(d))

satisfy(
    # ensuring a Hamming distance of at least 'k' between any two vectors
    [Hamming(row1, row2) >= k for row1, row2 in combinations(x, 2)],

    # tag(symmetry-breaking)
    LexIncreasing(x)
)

```

This model involves a two-dimensional array of variables x , a group of constraints `Sum` (derived from the `Hamming` function), and a constraint `Lex`.

A series of 12 instances has been selected for the competition. For generating an XCSP³ instance (file), you can execute for example:

```
python Hamming.py -data=[20,10,3,5]
```

2.1.6 Hyper Sudoku

Description. Hyper Sudoku differs from Sudoku by having additional constraints. When the base of the grid is 3 (as usually for Sudoku) there are four 3-by-3 blocks in addition to the major 3-by-3 blocks that also require exactly one entry of each numeral from 1 through 9.

Data. In our model, only one integer is required to specify a specific instance: the base of the grid. The values used for generating the 2024 competition instances are:

3, 4, 5, 6, 7, 8, 9, 10

Model. The PyCSP³ model, in a file ‘HyperSudoku.py’, used for the competition is:

PyCSP³ Model 5

```

from pycsp3 import *

base = data # (base of the grid)
n = base * base

# x[i][j] is the value of cell with coordinates (i,j)
x = VarArray(size=[n, n], dom=range(1, n + 1))

satisfy(
    # imposing distinct values on each row and each column
    AllDifferent(x, matrix=True),

    # imposing distinct values on (main) blocks
    [AllDifferent(x[i:i + base, j:j + base])
     for i in range(0, n, base) for j in range(0, n, base)],

    # imposing distinct values on shaded blocks
    [AllDifferent(x[i:i + base, j:j + base])

```

```

    for i in range(1, n - base, base + 1) for j in range(1, n - base, base + 1]
)

```

This model involves a two-dimensional array of variables x , and many global constraints `AllDifferent` (one of them in matrix form). A series of 8 instances has been selected for the competition. For generating an XCSP³ instance (file), you can execute for example:

```
python HyperSudoku.py -data=8
```

2.1.7 Mystery Shopper

This is Problem [004](#) on CSPLib.

Description. From Jim Ho Man Lee: “A well-known cosmetic company wants to evaluate the performance of their sales people, who are stationed at the company’s counters at various department stores in different geographical locations. For this purpose, the company has hired some secret agents to disguise themselves as shoppers to visit the sales people. The visits must be scheduled in such a way that each sales person must be visited by shoppers of different varieties and that the visits should be spaced out roughly evenly. Also, shoppers should visit sales people in different geographic locations.” The complete description can be found at CSPLib.

Data. Five integers are required to specify a specific random instance, generated with the help of the file ‘MysteryShopper_Random.py’. Values of (g, n, kr, ke, s) used for generating the instances in the competition are:

```
(4,6,1,6,0), (4,6,2,6,0), (5,8,1,6,0), (5,8,2,6,0), (5,10,0,6,0), (5,10,1,6,0), (5,10,2,6,0),
(5,10,3,6,0), (6,12,0,6,0), (6,12,1,6,0), (6,12,2,6,0), (6,12,3,6,0)
```

Model. The PyCSP³ model, in a file ‘MysteryShopper.py’, used for the competition is:

PyCSP³ Model 6

```

from pycsp3 import *

vr_sizes = data.visitorGroups # vr_sizes[i] gives the size of the ith visitor group
ve_sizes = data.visitteeGroups # ve_sizes[i] gives the size of the ith visittee group

nVisitors, nVisitees = sum(vr_sizes), sum(ve_sizes)
if nVisitors - nVisitees > 0:
    ve_sizes.append(nVisitors - nVisitees) # an artificial group with dummy visittees is added
n, nWeeks = nVisitors, len(vr_sizes)

vr_table = {(i, sum(vr_sizes[:i])+j) for i, size in enumerate(vr_sizes) for j in range(size)}
ve_table = {(i, sum(ve_sizes[:i])+j) for i, size in enumerate(ve_sizes) for j in range(size)}

# r[i][w] is the visitor for the ith visittee at week w
r = VarArray(size=[n, nWeeks], dom=range(n))

# e[i][w] is the visittee for the ith visitor at week w
e = VarArray(size=[n, nWeeks], dom=range(n))

# rg[i][w] is the visitor group for the ith visittee at week w
rg = VarArray(size=[n, nWeeks], dom=range(len(vr_sizes)))

```

```

# eg[i][w] is the visitee group for the ith visitor at week w
eg = VarArray(size=[n, nWeeks], dom=range(len(ve_sizes)))

satisfy(
  # each week, all visitors must be different
  [AllDifferent(col) for col in columns(r)],

  # each week, all visitees must be different
  [AllDifferent(col) for col in columns(e)],

  # the visitor groups must be different for each visitee
  [AllDifferent(row) for row in rg],

  # the visitee groups must be different for each visitor
  [AllDifferent(row) for row in eg],

  # channeling arrays vr and ve, each week
  [Channel(r[:, w], e[:, w]) for w in range(nWeeks)],

  # tag(symmetry-breaking)
  [
    LexIncreasing(r, matrix=True),

    [Increasing(r[nVisitees:n, w], strict=True) for w in range(nWeeks)]
  ],

  # linking a visitor with its group
  [(rg[i][w], r[i][w]) in vr_table for i in range(n) for w in range(nWeeks)],

  # linking a visitee with its group
  [(eg[i][w], e[i][w]) in ve_table for i in range(n) for w in range(nWeeks)]
)

```

This model involves four two-dimensional arrays of variables, and (global) constraints of type `AllDifferent`, `Channel`, `Lex` and `Table`. A series of 12 instances has been selected for the competition. For generating an XCSP³ instance (file), you can execute for example:

```
python MysteryShopper.py -parser=MysteryShopper_Random.py 4 6 1 6 0
```


2.1.8 Pentominoes

Description. Here, the goal is to fill a grid of size n by m with different pentominoes. See [Wikipedia](#).

Data. Two integers are required to specify a specific instance. Values of (n, m) used for generating the instances in the competition are:

```
(3,20), (4,15), (5,12), (6,10), (3,30), (5,18), (6,15), (9,10), (3,40), (4,30), (5,24),
(6,20), (8,15), (10,12)
```

Model. The PyCSP³ model, in a file ‘Pentominoes.py’, used for the competition is:


PyCSP³ Model 7

```

from pycsp3 import *

n, m = data
assert n * m in (60, 90, 120) # for the moment
nPieces = (n * m) // 5

pentominoes = list(polyominoes[5].values()) # 12 distinct pentominoes

def table(pentomino):
    T = []
    for i in range(n):
        for j in range(m):
            for sym in TypeSquareSymmetry.symmetric_patterns(pentomino):
                if all(0 <= i + k < n and 0 <= j + l < m for k, l in sym):
                    T.append(tuple((i + k) * m + (j + l) for k, l in sym))
    return T

# x[i][j] is the board cell index where is put the jth piece of the ith pentomino
x = VarArray(size=[nPieces, 5], dom=range(n * m))

satisfy(
    # positioning all pentominoes correctly
    [x[i] in table(pentominoes[i % 12]) for i in range(nPieces)],

    # ensuring no overlapping pieces
    AllDifferent(x),

    # tag(symmetry-breaking)
    [x[i % 12][0] < x[i][0] for i in range(13, nPieces)]
)

```

This model involves a two-dimensional array of variables, and (global) constraints of type `AllDifferent` and `Table`. A series of 14 instances has been selected for the competition. For generating an XCSP³ instance (file), you can execute for example:

```
python Pentominoes.py -data=[6,20]
```

2.1.9 PoolBall Triangle

Description. From Martin Gardner: “Given $n*(n+1) / 2$ numbered pool balls in a triangle, is it possible to place them so that the number of each ball below two balls is the difference of (the number of) those two balls?”

Data. In our model, only one integer is required to specify a specific instance: the value of n . The values used for generating the 2024 competition instances are:

5, 7, 10, 11, 12, 13, 14, 15, 16, 18, 20

Model. The PyCSP³ model, in a file ‘PoolBallTriangle.py’, used for the competition is:

 **PyCSP³ Model 8**

```

from pycsp3 import *

n = data
k = (n * (n + 1)) // 2

x = VarArray(size=[n, n], dom=lambda i, j: range(1, k + 1) if i < n - j else None)

satisfy(
    AllDifferent(x),

    [x[i][j] == abs(x[i - 1][j] - x[i - 1][j + 1]) for i in range(1, n) for j in range(n-i)],

    # tag(symmetry-breaking)
    x[-2][0] < x[-2][1]
)

```

This model involves a two-dimensional array of variables x , and the global constraint `AllDifferent`. A series of 11 instances has been selected for the competition. For generating an XCSP³ instance (file), you can execute for example:

```
python PoolBallTriangle.py -data=10
```

2.1.10 Rotating Workforce

Description. From [17]: “Rotating workforce scheduling is a specific personnel scheduling problem arising in many spheres of life such as, e.g., industrial plants, hospitals, public institutions, and airline companies. A schedule must meet many constraints such as workforce requirements for shifts and days, minimal and maximal length of shifts, and shift transition constraints.”

Data. Two integers are required to specify a specific random instance, generated with the help of the file ‘RotatingWorkforce_Random.py’. Values of (n, s) used for generating the instances in the competition are:

```
(25,0), (25,1), (25,2), (40,0), (40,1), (40,2), (60,0), (60,1), (60,2), (80,0), (80,1),
(80,2), (100,0), (100,1), (100,2)
```

Model. The PyCSP³ model, in a file ‘RotatingWorkforce2.py’, used for the competition is:

 **PyCSP³ Model 9**

```

from pycsp3 import *

nEmployees, requirements = data
nWeeks, nDays = nEmployees, 7

SATURDAY, SUNDAY = (5, 6) # weekend
OFF, DAY, EVENING, NIGHT = Shifts = range(4)
nShifts = len(Shifts)
NOT_OFF = range(1, nShifts)

q0, q1, q2, q3, q4 = states = Automaton.states_for(range(5))

A1 = Automaton(start=q0, final=q2, transitions=[(q0, NOT_OFF, q0), (q0, OFF, q1),

```

```

(q1, NOT_OFF, q0), (q1, OFF, q2), (q2, Shifts, q2)])

A2 = Automaton(start=q0, final=states, transitions=[(q0, OFF, q0), (q0, (DAY, EVENING), q4),
(q0, NIGHT, q1), (q1, OFF, q0), (q1, NIGHT, q2), (q2, OFF, q0), (q2, NIGHT, q3),
(q3, OFF, q0), (q4, OFF, q0), (q4, (DAY, EVENING), q4)])

# x[i][j] is the shift for the jth day of the ith week
x = VarArray(size=[nWeeks, nDays], dom=range(nShifts))

# fw[i] is 1 if the weekend of the ith week is free
fw = VarArray(size=nWeeks, dom={0, 1})

x_flat = flatten(x)

satisfy(

    # ensuring shift requirements are met for each day
    [
        Cardinality(
            within=x[:, j],
            occurrences={i: requirements[j][i - 1] for i in range(1, nShifts)}
        ) for j in range(nDays)
    ],

    # at least 2 consecutive days off each week
    [x[i] in A1 for i in range(nWeeks)],

    # at most five days without rest
    [
        Sum(
            x_flat[j] == 0 for j in range(i, i + 6)
        ) != 0 for i in range(0, nWeeks * nDays)
    ],

    # computing free weekends
    [
        fw[i] == both(
            x[i][SATURDAY] == 0,
            x[i][SUNDAY] == 0
        ) for i in range(nWeeks)
    ],

    # at least 1 out of 3 weekends off
    [Exist(fw[i:i + 3], value=1) for i in range(nWeeks)],

    # at most 3 night-shifts in a row, and then rest
    x[:nWeeks + 2] in A2
)

```

This model involves two arrays of variables, and (global) constraints of type `Cardinality`, `Regular`, and `Sum`. A series of 15 instances has been selected for the competition. For generating an XCSP³ instance (file), you can execute for example:

```
python RotatingWorkforce2.py -parser=RotatingWorkforce_Random.py 25 0
```

2.1.11 Soccer

Description. From [8]: “A soccer competition consists of n teams playing against each other in a single or double round-robin schedule. The elimination problem is well-known in sports competitions and consists in determining whether at some stage of the competition a given team still has the opportunity to be within the top teams to qualify for playoffs or become the

champion. This problem was proved NP-Complete for the current FIFA score system (0 points-loss, 1 point-tie, 3 points-win). The guaranteed qualification problem is to find the minimum number of points a given team has to win to become champion or qualify to the playoffs.”

Note that SABIO (Soccer Analysis Based on Inference Outputs) is an online platform, available at www.sabiofutbol.com, capable of answering soccer related queries by letting users formulate questions in form of constraints.

Data. As an illustration of data specifying an instance of this problem, we have:

```
{
  "games": [
    [1, 0],
    [1, 0],
    ...,
    [21, 20]
  ],
  "initial_points": [12, 12, ..., 25],
  "positions": [
    [0, 3],
    [1, 22],
    ...,
    [21, 10]
  ]
}
```

Model. An original model was proposed by Robinson Duque, Alejandro Arbelaez, and Juan Francisco Díaz for the 2018 Minizinc challenge. The PyCSP³ model, in a file ‘Soccer.py’, used for the XCSP³ competition is close to (can be seen as the close translation of) it:

PyCSP³ Model 10

```
from pycsp3 import *

games, iPoints, positions = data
nGames, nTeams, nPositions = len(games), len(iPoints), len(positions)

P = [0, 1, 3]

lb_score = min(iPoints[i] + sum(min(P) for j in range(nGames) if i in games[j])
               for i in range(nTeams))
ub_score = max(iPoints[i] + sum(max(P) for j in range(nGames) if i in games[j])
               for i in range(nTeams))

# points[j] are the points for the two teams (indexes 0 and 1) of the jth game
points = VarArray(size=[nGames, 2], dom=P)

# score[i] is the final score of the ith team
score = VarArray(size=nTeams, dom=range(lb_score, ub_score + 1))

# fp[i] is the final position of the ith team
fp = VarArray(size=nTeams, dom=range(1, nTeams + 1))

# bp[i] is the best possible position of the ith team
bp = VarArray(size=nTeams, dom=range(1, nTeams + 1))

# wp[i] is the worst possible position of the ith team
```

```

wp = VarArray(size=nTeams, dom=range(1, nTeams + 1))

satisfy(
  # assigning rights points for each game
  [points[j] in {(0, 3), (1, 1), (3, 0)} for j in range(nGames)],

  # computing final points
  [
    score[i] == iPoints[i] + S for i in range(nTeams)
    if (S := Sum(points[j][game.index(i)] for j, game in enumerate(games) if i in game),)
  ],

  # computing worst positions (the number of teams with greater total points)
  [
    wp[i] == Sum(score[j] >= score[i] for j in range(nTeams)) for i in range(nTeams)
  ],

  # computing best positions from worst positions and the number of teams with equal points
  [
    bp[i] == wp[i] - S for i in range(nTeams)
    if (S := Sum(score[j] == score[i] for j in range(nTeams) if i != j),)
  ],

  # bounding final positions
  [
    (
      fp[i] >= bp[i],
      fp[i] <= wp[i]
    ) for i in range(nTeams)
  ],

  # ensuring different positions
  AllDifferent(fp),

  # applying rules from specified positions
  [
    (
      fp[i] == p,
      Sum(score[j] > score[i] for j in range(nTeams) if j != i) < p,
      Sum(score[j] < score[i] for j in range(nTeams) if j != i) <= nTeams + 1 - p
    ) for i, p in positions
  ]
)

```

This model involves five arrays of variables, and (global) constraints of type `AllDifferent`, `Sum`, and `Table`. A series of 16 instances has been selected for the competition (files have been gently provided by Robinson Duque). For generating an XCSP³ instance (file), you can execute for example:

```
python Soccer.py -data=inst.json
```

where ‘inst.json’ is a data file in JSON format. Or you can execute:

```
python Soccer.py -data=inst.dzn -parser=Soccer_ParserZ.py
```

where ‘inst.dzn’ is a data Zinc file.

2.1.12 Social Golfers

This is Problem [010](#) on CSPLib, and called the Social Golfers Problem.

Description. From Warwick Harvey on CSPLib: “The coordinator of a local golf club has come to you with the following problem. In their club, there are 32 social golfers, each of whom play golf once a week, and always in groups of 4. They would like you to come up with a schedule of play for these golfers, to last as many weeks as possible, such that no golfer plays in the same group as any other golfer on more than one occasion. The problem can easily be generalized to that of scheduling m groups of n golfers over p weeks, such that no golfer plays in the same group as any other golfer twice (i.e. maximum socialisation is achieved).”

Data. Three integers are required to specify a specific instance. Values of (m, n, p) used for generating the instances in the competition are:

(5,5,6), (6,6,7), (7,7,8), (8,8,9), (9,9,10), (8,4,7), (8,4,8), (8,4,9), (8,4,10), (8,4,11)

Model. The two variants (a main one, and another one called “cnt”) of the PyCSP³ model, in a file ‘SocialGolfers.py’, used for the XCSP³ competition are:

PyCSP³ Model 11

```

from pycsp3 import *

nGroups, size, nWeeks = data # size of the groups
nPlayers = nGroups * size

# g[w][p] is the group admitting on week w the player p
g = VarArray(size=[nWeeks, nPlayers], dom=range(nGroups))

if not variant():
    satisfy(
        # ensuring that two players don't meet more than one time
        [
            If(
                g[w1][p1] == g[w1][p2],
                Then=g[w2][p1] != g[w2][p2]
            ) for w1, w2 in combinations(nWeeks, 2) for p1, p2 in combinations(nPlayers, 2)
        ]
    )

elif variant("cnt"):
    satisfy(
        # ensuring that two players don't meet more than one time
        [
            Sum(g[w][p1] == g[w][p2] for w in range(nWeeks)) <= 1
            for p1, p2 in combinations(nPlayers, 2)
        ]
    )

satisfy(
    # respecting the size of the groups
    [
        Cardinality(
            within=g[w],
            occurrences={i: size for i in range(nGroups)}
        ) for w in range(nWeeks)
    ],

    # tag(symmetry-breaking)
    [
        LexIncreasing(g, matrix=True),
    ]
)

```

```

    [g[0][p] == p // size for p in range(nPlayers)],
    [g[w][k] == k for k in range(size) for w in range(1, nWeeks)]
]
)

if nGroups == size and nGroups + 1 == nWeeks:
    satisfy(
        # tag(redundant)
        [
            [AllDifferent(g[1:, p*size:p*size + size], matrix=True) for p in range(1, nGroups)],
            [g[1][k] == k % size for k in range(size, nPlayers)]
        ]
    )
else:
    satisfy(
        # tag(redundant)
        [
            AllDifferent(g[w][p * size:p * size + size]
                for w in range(1, nWeeks) for p in range(1, nGroups)
            )
        ]
    )

```

This model involves 1 array of variables and global constraints of type `AllDifferent`, `Cardinality`, `Lex`, and `Sum`. A series of $2 * 9$ instances has been selected for the competition. For generating an XCSP³ instance (file), you can execute for example:

```

python SocialGolfers.py -data=[5,5,6]
python SocialGolfers.py -data=[5,5,6] -variant=cnt

```

2.1.13 Solitaire Pattern

Description. This is a variant of Peg Solitaire [12] where a goal state (configuration) with a number of pegs in some specific arrangement must be reached. The initial state is the same as that of central Solitaire (i.e., missing peg in the middle of the board).

Data. Three integers are required to specify a specific instance: the position (ox,oy) of the missing peg, here, always (3,3), and the pattern number k . Values of (ox,oy,k) used for generating the instances in the competition are:

(3,3,0), (3,3,1), (3,3,2), (3,3,3), (3,3,4), (3,3,5), (3,3,6), (3,3,7), (3,3,8), (3,3,9)

Model. The PyCSP³ model, in ‘SolitairePattern.py’, used for the XCSP³ competition is:

PyCSP³ Model 12

```

from pycsp3 import *
from PegSolitaire_Generator import generate_boards

patterns = [ # 10 patterns from Jefferson et al.'s paper
    [(0, 2), (0, 3), (1, 2), (1, 4), (2, 2), (2, 4), (3, 2), (3, 4), (4, 2), (4, 4), (5, 2),
     (5, 4), (6, 2), (6, 3)],
    [(0, 2), (1, 2), (2, 3), (2, 5), (2, 6), (3, 2), (3, 4), (4, 0), (4, 1), (4, 3), (5, 4),
     (6, 4)],
    [(0, 2), (0, 3), (0, 4), (1, 2), (2, 0), (2, 3), (2, 5), (2, 6), (3, 0), (3, 2), (3, 4),
     (3, 6), (4, 0), (4, 1), (4, 3), (4, 6), (5, 4), (6, 2), (6, 3), (6, 4)],
    [(0, 2), (0, 3), (0, 4), (1, 3), (1, 4), (2, 0), (2, 1), (2, 6), (3, 0), (3, 1), (3, 5),
     (3, 6), (4, 0), (4, 5), (4, 6), (5, 2), (5, 3), (6, 2), (6, 3), (6, 4)],

```

```

[(0, 3), (0, 4), (2, 0), (2, 2), (2, 3), (2, 4), (3, 0), (3, 2), (3, 4), (3, 6), (4, 2),
 (4, 3), (4, 4), (4, 6), (6, 2), (6, 3)],
[(0, 2), (0, 4), (1, 4), (2, 0), (2, 1), (2, 3), (2, 6), (3, 2), (3, 4), (4, 0), (4, 3),
 (4, 5), (4, 6), (5, 2), (6, 2), (6, 4)],
[(0, 2), (0, 4), (1, 2), (1, 4), (2, 0), (2, 1), (2, 5), (2, 6), (3, 3), (4, 0), (4, 1),
 (4, 5), (4, 6), (5, 2), (5, 4), (6, 2), (6, 4)],
[(0, 2), (0, 3), (0, 4), (2, 0), (2, 6), (3, 0), (3, 3), (3, 6), (4, 0), (4, 6), (6, 2),
 (6, 3), (6, 4)],
[(0, 3), (3, 0), (3, 3), (3, 6), (6, 3)],
[(2, 2), (2, 4), (4, 2), (4, 4)]
]

origin_x, origin_y, pattern = data
init_board, final_board = generate_boards("english", origin_x, origin_y)
n, m = len(init_board), len(init_board[0])

points = [(i, j) for i in range(n) for j in range(m) if init_board[i][j] is not None]
for i, j in points:
    final_board[i][j] = 1 if (i, j) in patterns[pattern] else 0

horizon = sum(sum(v for v in row if v) for row in init_board)
            - sum(sum(v for v in row if v) for row in final_board)
nMoves = horizon

_m = [[
    (i, j, i + 1, j, i + 2, j),
    (i, j, i, j + 1, i, j + 2),
    (i, j, i - 1, j, i - 2, j),
    (i, j, i, j - 1, i, j - 2)
] for i, j in points ]

TR = sorted((t[0:2], t[2:4], t[4:6]) for row in _m for t in row
            if 0 <= t[4] < n and 0 <= t[5] < m and init_board[t[4]][t[5]] is not None)
nTransitions = len(TR)

def independent(tr1, tr2):
    return len(set(tr1 + tr2)) == 6

def unchanged(i, j, t):
    V = [k for k, (p1, p2, p3) in enumerate(TR) if (i, j) in (p1, p2, p3)]
    cond = conjunction(y[t] != k for k in V)
    return cond == (x[t][i][j] == x[t + 1][i][j])

def to0(i, j, t):
    V = [k for k, (p1, p2, p3) in enumerate(TR) if (i, j) in (p1, p2)]
    cond = disjunction(y[t] == k for k in V)
    return cond == both(x[t][i][j] == 1, x[t + 1][i][j] == 0)

def to1(i, j, t):
    V = [k for k, (p1, p2, p3) in enumerate(TR) if (i, j) == p3]
    cond = disjunction(y[t] == k for k in V)
    return cond == both(x[t][i][j] == 0, x[t + 1][i][j] == 1)

T2 = [(k, q) for k, tr1 in enumerate(TR) for q, tr2 in enumerate(TR) if k != q and (k < q or
    not independent(tr1, tr2)) and len({tr1[0], tr1[1], tr2[0], tr2[1]}) == 4 and tr1[2] != tr2[2]]

T3 = [(k, q) for k, (p1, p2, p3) in enumerate(TR) for q, (q1, q2, q3) in enumerate(TR)
    if k == q or (p1 == q2 and p2 == q1)]

# x[t][i][j] is the value at row i and column j at time t
x = VarArray(size=[nMoves + 1, n, m], dom=lambda t, i, j: None if init_board[i][j] is None
    else {0, 1})

```



```

# y[t] is the move (transition) performed at time t
y = VarArray(size=nMoves, dom=range(nTransitions))

satisfy(
  # setting the initial board
  x[0] == init_board,

  # setting the final board
  x[-1] == final_board,

  # tag(symmetry-breaking)
  [(y[i], y[i + 1]) in T2 for i in range(nMoves - 1)],

  # tag(redundant-constraints)
  [[(y[i], y[i + 2]) not in T3 for i in range(nMoves - 2)]],

  # handling unchanged situations
  [unchanged(i, j, t) for (i, j) in points for t in range(nMoves)],

  # handling situations where a peg disappears
  [to0(i, j, t) for (i, j) in points for t in range(nMoves)],

  # handling situations where a peg appears
  [to1(i, j, t) for (i, j) in points for t in range(nMoves)]

  # tag(redundant-constraints)
  [Sum(x[t]) == 32 - t for t in range(nMoves)],
)

```

This model involves 2 arrays of variables and global constraints of type `Sum` and `Table`. A series of 10 instances has been selected for the competition. For generating an XCSP³ instance (file), you can execute for example:

```
python SolitairePattern.py -data=[3,3,0]
```

2.1.14 Subisomorphism

This problem has already been selected in previous XCSP competitions. This satisfaction problem only involves (ordinary) table constraints and the global constraint `AllDifferent`. A series of 11 instances has been selected for the competition.


2.1.15 Takuzu

Description. From [Wikipedia](#): “Takuzu, also known as Binairo, is a logic puzzle involving placement of two symbols, often 1s and 0s, on a rectangular grid. The objective is to fill the grid with 1s and 0s, where there is an equal number of 1s and 0s in each row and column and no more than two of either number adjacent to each other. Additionally, there can be no identical rows or columns.”

Data. In our model, only one integer is required to specify a specific instance: the value of n (order of the grid). In the model, it is possible to specify some clues (but, in our case, we don’t have any, and we indicate this with value ‘None’). The values used for generating the 2024 competition instances are:

```
30, 40, 50, 60, 70, 80, 90, 100, 110, 120, 150 200
```

Model. The PyCSP³ model, in a file ‘Takuzu.py’, used for the competition is:


PyCSP³ Model 13

```

from pycsp3 import *

n, grid = data
m = n // 2

# x[i][j] is the value in the cell of the grid at coordinates (i,j)
x = VarArray(size=[n, n], dom={0, 1})

satisfy(
    # ensuring that each row has the same number of 0s and 1s
    [Sum(x[i]) == m for i in range(n)],

    # ensuring that each column has the same number of 0s and 1s
    [Sum(x[:, j]) == m for j in range(n)],

    # ensuring no more than two adjacent equal values on each row
    [
        either(
            x[i][j] != x[i - 1][j],
            x[i][j] != x[i + 1][j]
        ) for i in range(1, n - 1) for j in range(n)
    ],

    # ensuring no more than two adjacent equal values on each column
    [
        either(
            x[i][j] != x[i][j - 1],
            x[i][j] != x[i][j + 1]
        ) for j in range(1, n - 1) for i in range(n)
    ],

    # forbidding identical rows
    AllDifferentList(x[i] for i in range(n)),

    # forbidding identical columns
    AllDifferentList(x[:, j] for j in range(n)),
)

```

This model involves a two-dimensional array of variables x , and global constraints of type `AllDifferentList` and `Sum`. A series of 12 instances has been selected for the competition. For generating an XCSP³ instance (file), you can execute for example:

```
python Takuzu.py -data=[10,None]
```

2.1.16 WordSquare

Description. From [Wikipedia](#): “A word square is a type of acrostic. It consists of a set of words written out in a square grid, such that the same words can be read both horizontally and vertically. The number of words, which is equal to the number of letters in each word, is known as the order of the square.”

Data. In our model, one integer n (order of the square) as well a dictionary file are required to specify a specific instance. The values of n used for generating the 2024 competition instances are:

7, 8, 9, 10, 11

Model. The three variants (called “hak”, “tab1”, “tab2”) of the PyCSP³ model, in a file ‘WordSquare.py’, used for the XCSP³ competition are:

PyCSP³ Model 14

```

from pycsp3 import *

n, dict_name = data

words = []
for line in open(dict_name):
    code = alphabet_positions(line.strip().lower())
    if len(code) == n:
        words.append(code)
words, nWords = cp_array(words), len(words)

if variant("hak"):

    # y[k] is the word chosen for the kth position (row and column)
    y = VarArray(size=n, dom=range(nWords))

    satisfy(
        # ensuring coherence of words
        [words[y[i], j] == words[y[j], i] for i in range(n) for j in range(n)],

        # ensuring different words
        AllDifferent(y)
    )

elif variant("tab1"):

    # x[i][j] is the letter, number from 0 to 25, at row i and column j
    x = VarArray(size=[n, n], dom=range(26))

    # y[k] is the word chosen for the kth position (row and column)
    y = VarArray(size=n, dom=range(nWords))

    satisfy(
        [(y[i], x[i]) in enumerate(words) for i in range(n)],

        [x[i] == x[:, i] for i in range(n)],

        AllDifferent(y)
    )

elif variant("tab2"):

    # x[i][j] is the letter, number from 0 to 25, at row i and column j
    x = VarArray(size=[n, n], dom=range(26))

    satisfy(
        [x[i] in words for i in range(n)],

        [x[i] == x[:, i] for i in range(n)],

        AllDifferentList(x[i] for i in range(n))
    )

```

Note that “hak” corresponds to the model proposed by Hakan Kjellerstrand (see [it](#)). A series of 3 * 5 instances has been selected for the competition. For generating an XCSP³ instance (file), you can execute for example:

```
python WordSquare.py -data=[8,ogd2008] -variant='hak'
python WordSquare.py -data=[8,ogd2008] -variant='tab1'
python WordSquare.py -data=[8,ogd2008] -variant='tab2'
```

where 'ogd2008' is a dictionary file.

2.2 COP

2.2.1 Aircraft Assembly Line

Description. This problem has been proposed by Stéphanie Roussel from ONERA (Toulouse), and comes from an aircraft manufacturer. The objective is to schedule tasks on an aircraft assembly line in order to minimize the overall number of operators required on the line. The schedule must satisfy several operational constraints, the main ones being:

- tasks are assigned on a unique workstation (on which specific machines are available);
- the takt-time, i.e., the duration during which the aircraft stays on each workstation, must be respected;
- capacity of aircraft zones in which operators perform the tasks must never be exceeded;
- zones can be neutralized by some tasks, i.e., it is not possible to work in those zones during the tasks execution.

Note that similar problems have been studied in [18], where the authors are interested in the design of assembly lines (with similar instances).

Data. As an illustration of data specifying an instance of this problem, we have:


```
{
  "takt": 1440,
  "nTasks": 199,
  "nMachines": 5,
  "nAreas": 48,
  "areasCapacities": [1,1,...,1],
  "tasksPerMachine": [
    [49,50,51,52,53],
    ...,
    [197]
  ],
  "nMaxOpsPerStation": [10,10,10,10],
  "neutralizedAreas": [
    [12,15,24,28,31,37,39,46],
    ...,
    []
  ],
  "operators": [0,1,...,1],
  "tasksPerAreas": [
    [2,5,11,13],
    ...,
    [6,7,165,166,167]
  ],
  "usedAreas": [
    [0,0,...,0],
    ...,
  ]
}
```

```

    [0,0,...,0]
  ],
  "durations": [0,109,...,470],
  "precedences": [
    [8,9],
    ...,
    [198,190]
  ],
  "nStations": 4,
  "machines": [
    [0,0,0,0,0],
    ...,
    [0,0,1,1,1]
  ]
}

```

Model. The PyCSP³ model, in a file ‘AircraftAssemblyLine.py’, used for the competition is:

 **PyCSP³ Model 15**

```

from pycsp3 import *

takt, areas, stations, tasks, tasksPerMachine, precedences = data
nAreas, nStations, nTasks = len(areas), len(stations), len(tasks)
nMachines = len(tasksPerMachine)

areaCapacities, areaTasks = zip(*areas) # nb of operators who can work, and tasks per area
stationMachines, stationMaxOperators = zip(*stations)
durations, operators, usedAreaRooms, neutralizedAreas = zip(*tasks)
usedAreas = [set(j for j in range(nAreas) if usedAreaRooms[i][j] > 0) for i in range(nTasks)]

def station_of_task(i):
    r = next((j for j in range(nMachines) if i in tasksPerMachine[j]), -1)
    return -1 if r == -1 else next(j for j in range(nStations) if stationMachines[j][r] == 1)

stationOfTasks = [station_of_task(i) for i in range(nTasks)] # -1 if can be everywhere

# x[i] is the starting time of the ith task
x = VarArray(size=nTasks, dom=range(takt * nStations + 1))

# z[j] is the number of operators at the jth station
z = VarArray(size=nStations, dom=lambda i: range(stationMaxOperators[i] + 1))

satisfy(
    # respecting the final deadline
    [x[i] + durations[i] <= takt * nStations for i in range(nTasks)],

    # ensuring that tasks start and finish in the same station
    [x[i] // takt == (x[i] + max(0, durations[i] - 1)) // takt
     for i in range(nTasks) if durations[i] != 0],

    # ensuring that tasks are put on the right stations (wrt needed machines)
    [x[i] // takt == stationOfTasks[i] for i in range(nTasks) if stationOfTasks[i] != -1],

    # respecting precedence relations
    [x[i] + durations[i] <= x[j] for (i, j) in precedences],

    # respecting limit capacities of areas

```

```

[
    Cumulative(
        Task(origin=x[t], length=durations[t], height=usedAreaRooms[t][i])
        for t in areaTasks[i]
    ) <= areaCapacities[i] for i in range(nAreas) if len(areaTasks[i]) > 1
],

# computing/restricting the number of operators at each station
[
    Cumulative(
        Task(origin=x[t], length=durations[t], height=operators[t] * (x[t] // takt == j))
        for t in range(nTasks)
    ) <= z[j] for j in range(nStations)
],

# no overlapping between some tasks
[NoOverlap(tasks=[(x[i], durations[i]), (x[j], durations[j])])
 for i in range(nTasks) for j in range(nTasks)
 if i != j and len(usedAreas[i].intersection(neutralizedAreas[j])) > 0],

# avoiding tasks using the same machine to overlap
[NoOverlap(tasks=[(x[j], durations[j]) for j in tasksPerMachine[i]])
 for i in range(nMachines) if len(tasksPerMachine[i]) > 1]
)

minimize(
    # minimizing the number of operators
    Sum(z)
)

```

This involves 2 arrays of variables and 3 types of constraints: `Intension`, `Cumulative` and `NoOverlap`. A series of 20 instances has been selected from data files generated by Stéphanie Roussel from ONERA (Toulouse).

For generating an XCSP³ instance (file), you can execute for example:

```
python AircraftAssemblyLine.py -data=1-178.json -parser=Aircraft_Converter.py
```

where ‘1-178.json’ is a data file in JSON format, and ‘Aircraft_Converter.py’ is a converter tool allowing us to pass from one JSON format to another that is easier to handle (with respect to the model). See how the initial 15 data fields have been reduced to 6 data fields only. Note that for saving data in JSON files, you can add the option ‘-export’ (or ‘-dataexport’).

2.2.2 AztecDiamondSym


Description. This is a variant of Aztec Diamond, turned into an optimization problem. See [Wikipedia](#).

Data. The values of n used for generating the 2024 competition instances are:

3, 4 5, 6, 7, 8, 9, 10, 12, 15

Model. The PyCSP³ model, in a file ‘AztecDimaondSym.py’, used for the competition is:

```

 PyCSP3 Model 16

from pycsp3 import *

n = data

def n_dominos(k):
    return 6 if k == 2 else n_dominos(k - 1) + 2 * k

nDominos = n_dominos(n)

T3 = [(k, k, ANY) for k in range(nDominos)]
    + [(k, ANY, k) for k in range(nDominos)]

T5 = [(k, k, ANY, ANY, ANY) for k in range(nDominos)]
    + [(k, ANY, k, ANY, ANY) for k in range(nDominos)]
    + [(k, ANY, ANY, k, ANY) for k in range(nDominos)]
    + [(k, ANY, ANY, ANY, k) for k in range(nDominos)]

def valid(i, j):
    if i < 0 or i >= n * 2 or j < 0 or j >= n * 2:
        return False
    if i < n - 1 and (j < n - 1 - i or j > n + i):
        return False
    if i > n and (j < i - n or j > 3 * n - i - 1):
        return False
    return True

def top_left(i, j):
    return valid(i, j) and not valid(i, j - 1) and not valid(i - 1, j)

def top_right(i, j):
    return valid(i, j) and not valid(i, j + 1) and not valid(i - 1, j)

def bot_left(i, j):
    return valid(i, j) and not valid(i, j - 1) and not valid(i + 1, j)

def bot_right(i, j):
    return valid(i, j) and not valid(i, j + 1) and not valid(i + 1, j)

# x[i][j] is the number of the domino in cell (i,j)
x = VarArray(size=[2 * n, 2 * n], dom=lambda i, j: range(nDominos) if valid(i, j) else None)

m = [[x[i][j]] + [x[k][q] for k, q in [(i, j - 1), (i, j + 1), (i - 1, j), (i + 1, j)]]
      if valid(k, q)] for i in range(2 * n) for j in range(2 * n) if valid(i, j)]

scp3, scp5 = [t for t in m if len(t) == 3], [t for t in m if len(t) == 5]

satisfy(

    # ensuring valid positioning of dominos (over sequences of length 3)
    [scp in T3 for scp in scp3],

    # ensuring valid positioning of dominos (over sequences of length 5)
    [scp in T5 for scp in scp5],

    # ensuring the two pieces of each domino occurs twice
    Cardinality(x, occurrences={k: 2 for k in range(nDominos)})
)

minimize(
    Sum(

```

```

    x[i][j] * (abs(n-i) * abs(n-j)) for i in range(2*n) for j in range(2*n) if valid(i,j)
  )
)

```

This model involves a two-dimensional array of variables x , and (global) constraints of type **Cardinality**, **Sum** and **Table**. A series of 10 instances has been selected for the competition. For generating an XCSP³ instance (file), you can execute for example:

```
python AztecDiamondSym.py -data=10
```

2.2.3 Bin Packing

Description. The bin packing problem (BPP) can be informally defined in a very simple way. We are given n items, each having an integer weight w_j ($j = 1, \dots, n$), and an unlimited number of identical bins of integer capacity c . The objective is to pack all the items into the minimum number of bins so that the total weight packed in any bin does not exceed the capacity c . Note that many resources can be found at [BPPLIB – A Bin Packing Problem Library](#).

Data. As an illustration of data specifying an instance of this problem, we have:

```

{
  "binCapacity": 100,
  "itemWeights": [30, 31, ..., 99]
}

```

Model. Two variants (a main one, and a second one called “table”) of a first PyCSP³ model, in a file ‘BinPacking.py’, have been used for the competition:

PyCSP³ Model 17

```

from pycsp3 import *
from itertools import groupby
from math import ceil

capacity, weights = data # bin capacity and item weights
weights.sort() # in case weights are not sorted
nItems = len(weights)

def n_bins():
    cnt = 0
    curr_load = 0
    for i, weight in enumerate(weights):
        curr_load += weight
        if curr_load > capacity:
            cnt += 1
            curr_load = weight
    return cnt

def max_items_per_bin():
    curr = 0
    for i, weight in enumerate(weights):
        curr += weight
        if curr > capacity:
            return i
    return -1

```



```

def w(a, b, *, bar=False):
    if bar:
        return [i for i, weight in enumerate(weights) if a <= weight <= b]
    return [i for i, weight in enumerate(weights) if a < weight <= b]

def lb2(v=None):
    half = len(w(capacity // 2, capacity))
    if v is None:
        return max(lb2(vv) for vv in range(capacity // 2 + 1))
    return half + max(0, ceil(sum(weights[i] for i in w(v, capacity - v, bar=True)) / capacity
        - len(w(capacity // 2, capacity - v))))

nBins, maxPerBin = n_bins(), max_items_per_bin()

# x[i][j] is the weight of the jth object put in the ith bin (or 0)
x = VarArray(size=[nBins, maxPerBin], dom={0, *weights})

# z is the number of used bins
z = Var(range(lb2(), nBins + 1))

if not variant():
    satisfy(
        # not exceeding the capacity of each bin
        [Sum(x[i]) <= capacity for i in range(nBins)],

        # items are stored decreasingly in each bin according to their weights
        [Decreasing(x[i]) for i in range(nBins)]
    )

elif variant("table"):
    def table():
        def table_recursive(n_stored, i, curr):
            tmp[n_stored] = weights[i]
            curr += weights[i]
            tuples.append(tuple(tmp[j] if j < n_stored + 1 else 0 for j in range(maxPerBin)))
            for j in range(i):
                if curr + weights[j] > capacity:
                    break
                if j == i - 1 or weights[j] != weights[j + 1]:
                    table_recursive(n_stored + 1, j, curr)

            tmp = [0] * maxPerBin
            tuples = [tuple(tmp)]
            for i in range(nItems):
                if i == nItems - 1 or weights[i] != weights[i + 1]:
                    table_recursive(0, i, 0)
            return tuples

        T = table()
        satisfy(
            x[i] in T for i in range(nBins)
        )

    satisfy(
        # computing the number of used bins
        z == Sum(x[i][0] != 0 for i in range(nBins)),

        # ensuring that each item is stored in a bin
        Cardinality(
            within=x,
            occurrences={0: nBins * maxPerBin - nItems}
            | {wgt: len(list(t)) for wgt, t in groupby(weights)}
        )
    )

```

```

    ),

    # tag(symmetry-breaking)
    LexDecreasing(x)
)

minimize(
    # minimizing the number of used bins
    z
)

```

This model involves one array of variables x , a stand-alone variable z and (global) constraints of type **Cardinality**, **Lex**, **Sum** and **Table**. A series of 6 + 3 instances has been selected from the two variants of this first model.

For generating an XCSP³ instance (file), you can execute for example:

```
python BinPacking.py -data=inst.json
python BinPacking.py -data=inst.json -variant=table
```

where ‘inst.json’ is a data file in JSON format.

The second PyCSP³ model, in a file ‘BinPacking2.py’, used for the competition is:

PyCSP³ Model 18

```

from pycsp3 import *
from math import ceil

capacity, weights = data # bin capacity and item weights
weights.sort()
nItems = len(weights)

def n_bins():
    cnt = 0
    curr_load = 0
    for weight in weights:
        curr_load += weight
        if curr_load > capacity:
            cnt += 1
            curr_load = weight
    return cnt

def series():
    t = []
    start = 0
    for i, weight in enumerate(weights):
        if weight == weights[start]:
            continue
        if start < i - 1:
            t.append((start, i - start))
        start = i
    return t

def w(a, b, *, bar=False):
    if bar:
        return [i for i, weight in enumerate(weights) if a <= weight <= b]
    return [i for i, weight in enumerate(weights) if a < weight <= b]

def lb2(v=None):
    half = len(w(capacity // 2, capacity))

```

```

if v is None:
    return max(lb2(vv) for vv in range(capacity // 2 + 1))
return half + max(0, ceil(sum(weights[i] for i in w(v, capacity - v, bar=True)) / capacity
    - len(w(capacity // 2, capacity - v))))

nBins = n_bins()
n_exceeding = len([weight for weight in weights if weight > capacity // 2])

# x[i] is the bin (number) where is put the ith item
x = VarArray(size=nItems, dom=range(nBins))

# z is the number of used bins
z = Var(range(lb2(), nBins + 1))

satisfy(
    # ensuring that the capacity of each bin is not exceeded
    BinPacking(x, sizes=weights) <= capacity,

    # ensuring a minimum number of bins
    z == NValues(x), # >= ceil(sum(weights) / capacity),

    # tag(symmetry-breaking)
    [Increasing(x[s:s + 1]) for (s, 1) in series()],

    # tag(symmetry-breaking)
    [x[nItems - n_exceeding + i] == i for i in range(n_exceeding)]
)

minimize(
    # minimizing the number of used bins
    z # NValues(x)
)

```

This model involves one array of variables x , a stand-alone variable z and (global) constraints of type `BinPacking`, and `NValues`. A series of 6 instances has been selected for this second model.

For generating an XCSP³ instance (file), you can execute for example:

```
python BinPacking2.py -data=inst.json
```

where ‘inst.json’ is a data file in JSON format.

2.2.4 Cargo

Description. This problem is described in [19, 3]. This is a real-world cargo assembly planning problem arising in a coal supply chain. The cargoes are built on the stockyard at a port terminal from coal delivered by trains. Then the cargoes are loaded onto vessels. Only a limited number of arriving vessels is known in advance. The goal is to minimize the average delay time of the vessels over a long planning period.

Data. As an illustration of data specifying an instance of this problem, we have:

```

{
  "H": 1700,
  "T": 42000,
  "stackBefore": 30,
  "limits": {
    "dailyStacking": 950,
    "nReclaimers": 2,

```

```

    "maxReclaimingGap": 300,
    "maxDelay": 14200,
    "sumMaxDelay": 330000
  },
  "factors": {
    "meter": 1,
    "time": 1440,
    "tonnage": 1000,
    "length": 17,
    "hour": 60
  },
  "etas": [14189, 15462, ..., 32993],
  "piles": [
    {"whichV": 0, "dS_": 3, "dR": 545},
    {"whichV": 1, "dS_": 7, "dR": 561},
    ...
    {"whichV": 13, "dS_": 5, "dR": 821}
  ]
}

```

Model. An original model was proposed in the context of Minizinc challenges. The PyCSP³ model, in a file ‘Cargo.py’, used for the XCSP³ competition is close to (can be seen as the close translation of) it:

PyCSP³ Model 19

```

from pycsp3 import *

H, T, stackBefore, limits, coeffs, eta, piles = data
vessels, r_sd, rd = zip(*piles) # r_sd is for rounded stacking duration
nVessels, nPiles = len(eta), len(piles)

V, P = range(nVessels), range(nPiles)

vrd = [sum(rd[i] for i in P if vessels[i] == j) for j in V] # summed reclaiming durations
dailyStackingTonnages = [(rd[i] * coeffs.tonnage) // (r_sd[i] * coeffs.time) for i in P]
lengths = [(rd[i]*coeffs.length) // coeffs.hour+coeffs.meter-1) // coeffs.meter for i in P]
lastPiles = [max(i for i in P if vessels[i] == j) for j in V]

# r_st[i] is the rounded stacking start time of the ith stockpile
r_st = VarArray(size=nPiles, dom=range(T // coeffs.time + 1))

# st[i] is the precise stacking start time of the ith stockpile
st = VarArray(size=nPiles, dom=range(T + 1))

# y[i] is the rounded position of the ith stockpile
y = VarArray(size=nPiles, dom=range(H // coeffs.meter + 1))

# rt[i] is the reclaiming start time of the ith stockpile
rt = VarArray(size=nPiles, dom=range(T + 1))

# r_dt[i] is the rounded total duration time of processing the ith stockpile
r_dt = VarArray(size=nPiles, dom=range(T // coeffs.time + 1))

# dt[i] is the precise total duration time of processing the ith stockpile
dt = VarArray(size=nPiles, dom=range(T + 1))

```

```

# ft[i] is the finishing time, when the ith vessel is ready to leave
ft = VarArray(size=nVessels, dom=range(T + 1))

satisfy(
  # linking precise and rounded stacking start times
  [st[i] == r_st[i] * coeffs.time for i in P],

  # linking precise and rounded total processing times
  [dt[i] == r_dt[i] * coeffs.time for i in P],

  # making vessels ready when reclaiming is finished
  [ft[j] == rt[lastPiles[j]] + rd[lastPiles[j]] for j in V],

  # computing total processing times
  [dt[i] >= rt[i] + rd[i] - st[i] for i in P],

  # finishing in time
  [r_st[lastPiles[j]] + r_dt[lastPiles[j]] <= (T+coeffs.time-1) // coeffs.time for j in V],

  # reclaiming of a stockpile cannot start before the ETA of its vessel
  [rt[i] >= eta[vessels[i]] for i in P],

  # stacking of a stockpile starts when possible
  [st[i] >= eta[vessels[i]] - stackBefore * coeffs.time for i in P],

  # respecting the continuous reclaim time limit (e.g., 5 hours)
  [rt[i + 1] <= rt[i] + rd[i] + limits.maxReclaimingGap for i in range(nPiles - 1)
   if vessels[i] == vessels[i + 1]],

  # stacking of a stockpile has to complete before reclaiming can start
  [r_st[i] + r_sd[i] <= rt[i] // coeffs.time for i in P],

  # ensuring stockpiles fit on their pads
  [y[i] + lengths[i] <= H // coeffs.meter for i in P],

  # respecting the reclaim order of the stockpiles of a vessel
  [rt[i] + rd[i] <= rt[i + 1] for i in range(nPiles - 1) if vessels[i] == vessels[i + 1]],

  # computing the sum of vessel delays
  Sum(ft[j] - eta[j] - vrd[j] for j in V) <= limits.sumMaxDelay,

  # not exceeding a maximum delay
  [ft[j] - eta[j] - vrd[j] <= limits.maxDelay for j in V],

  # not overlapping stockpiles in space and time
  NoOverlap(
    origins=(r_st, y),
    lengths=(r_dt, lengths)
  ),

  # not exceeding the pad lengths
  Cumulative(
    origins=r_st,
    lengths=r_dt,
    heights=lengths
  ) <= H // coeffs.meter,

  # not exceeding the daily stacking capacity
  Cumulative(
    origins=r_st,
    lengths=r_sd,
    heights=dailyStackingTonnages
  ) <= limits.dailyStacking,

```

```

# ensuring that there are always enough reclaimers
Cumulative(
    origins=rt,
    lengths=rd,
    heights=1
) <= limits.nReclaimers
)

minimize(
    Sum(ft[j] - eta[j] - vrd[j] for j in range(4, nVessels - 5))
)

```

This model involves seven arrays of variables, and (global) constraints of type `Cumulative`, `Element`, `NoOverlap` and `Sum`.

A series of 16 instances has been selected for the competition (data files come from Minizinc challenges). For generating an XCSP³ instance (file), you can execute for example:

```

python Cargo.py -data=<datafile.json>
python Cargo.py -data=<datafile.dzn> -parser=Cargo_ParserZ.py

```

2.2.5 Charlotte

Description. Charlotte is a freelance nurse who works in shifts with two colleagues. Together, they work shifts which they share out over long periods (several weeks).

Data. Two integers are required to specify a specific instance: the number of weeks (n) and a seed (s) for generating randomly unwished work days. Values of (n, s) used for generating the instances in the competition are:

(6,0), (6,1), (6,2), (12,0), (12,1), (12,2), (18,0), (18,1), (18,2), (24,0), (24,1), (24,2)

Model. The PyCSP³ model, in a file ‘Charlotte.py’, used for the XCSP³ competition is:

PyCSP³ Model 20

```

from pycsp3 import *
import random

nWeeks, seed = data
nNurses = 3
assert nWeeks % nNurses == 0
nDays = nWeeks * 7

nShortShifts, nLongShifts = (nWeeks * 5) // nNurses, (nWeeks * 7) // nNurses
nOffShifts = nDays - nShortShifts - nLongShifts
OFF, SHORT, LONG = shifts = range(3) # off, short day, long day
nShifts = len(shifts)

MAX_WITHOUT_OFF = 7 # so, at least one day off every sequence of 8 days

weekend_days = [i for i in range(nDays) if i % 7 in (5, 6)]
business_days = [i for i in range(nDays) if i not in weekend_days]

random.seed(seed)
unwished = [[random.randint(0, 100) for _ in range(nDays)] for _ in range(nNurses)]

```

```

T1 = [(0, 0, ANY), (0, 1, 1), (0, 1, 2), (0, 2, 1), (0, 2, 2), (1, 0, 0), (1, 1, ANY),
      (1, 2, ANY), (2, 0, 0), (2, 1, ANY), (2, 2, ANY)]

T2 = [tuple(0 if i <= ii < i + 5 else ANY for ii in range(21)) for i in range(21 - 4)]

T3 = [tuple(0 if i == ii else ANY for ii in range(MAX_WITHOUT_OFF + 1))
      for i in range(MAX_WITHOUT_OFF + 1)]

# x[i][j] is the shift for the jth nurse on the ith day
x = VarArray(size=[nDays, nNurses], dom=lambda i, j: shifts if i in business_days
              else {OFF, LONG})

# y[j] is the nurse working on the jth weekend (and its multiple)
y = VarArray(size=nNurses, dom=range(nNurses))

satisfy(
  # ensuring different shifts on business days
  [AllDifferent(x[i]) for i in business_days]

  # only one nurse working on weekend days
  [Count(x[i], value=OFF) == 2 for i in weekend_days],

  # ensuring equity for off days
  [Sum(x[i][j] == OFF for i in range(nDays)) == nOffShifts for j in range(nNurses)],

  # ensuring equity for small days
  [Sum(x[i][j] == SHORT for i in range(nDays)) == nShortShifts for j in range(nNurses)],

  # ensuring equity for long days
  [Sum(x[i][j] == LONG for i in range(nDays)) == nLongShifts for j in range(nNurses)],

  # ensuring a permutation (for ordering worked weekends)
  AllDifferent(y),

  # ensuring the same nurse working a long day on friday, saturday and sunday
  [
    [x[k * 7 + 4][y[k % 3]] == LONG for k in range(nWeeks)],
    [x[k * 7 + 5][y[k % 3]] == LONG for k in range(nWeeks)],
    [x[k * 7 + 6][y[k % 3]] == LONG for k in range(nWeeks)]
  ],

  # ensuring at least two days off, and two days working for every sequence of three days
  [x[i:i + 3, j] in T1 for i in range(nDays - 2) for j in range(nNurses)],

  # at least, 5 consecutive days off every three weeks
  [x[k * 7:(k + 3) * 7, j] in T2 for k in range(nWeeks - 2) for j in range(nNurses)],

  # at least, one day off at every sequence of 8 days
  [x[i:i + 8, j] in T3 for i in range(nDays - 7) for j in range(nNurses)]
)

minimize(
  Sum(
    x[:, j] * unwished[j] for j in range(nNurses)
  )
)

```

This model involves 2 arrays of variables and (global) constraints of type AllDifferent, Count, Sum and Table.

A series of 12 instances has been selected for the competition. For generating an XCSP³ instance (file), you can execute for example:

```
python Charlotte.py -data=[12,0]
```


2.2.6 Drinking

Description. From Page 184 in [16]: “In the drinking game, one must drink one glass everytime a number is reached which is divisible by 7 or divisible by 5, unless the previous drink was taken less than 8 numbers ago.” Here, we add an objective function.

Data. In our model, only one integer is required to specify a specific instance: the number of minutes n . The values used for generating the 2024 competition instances are:

50, 100, 200, 400, 700, 10000, 20000, 50000, 100000, 200000

Model. The PyCSP³ model, in a file ‘Drinking.py’, used for the competition is:



PyCSP³ Model 21

```

from pycsp3 import *

n = data # number of minutes (time slots)

# x[i] is 1 iff time i is drinking time
x = VarArray(size=n, dom={0, 1})

# y[i] is the number of drinking times the 8 last minutes before time i
y = VarArray(size=n, dom=range(9))

satisfy(
    # computing the number of drinking times every 8 minutes
    y[t] == Sum(x[max(t - 8, 0):max(t, 1)]) for t in range(1, n)

    # drink when time divisible by 5 or 7 and no drinking in the last 8 minutes
    [(y[t] == 0) == (x[t] == 1) for t in range(1, n) if t % 5 == 0 or t % 7 == 0]
)

minimize(
    Sum(x)
)

```

This model involves two arrays of variables, and (global) constraints of type `Sum`. A series of 10 instances has been selected for the competition. For generating an XCSP³ instance (file), you can execute for example:

```
python Drinking.py -data=700
```

2.2.7 Fool Solitaire

Description. From [12]: “An optimisation variation of Peg Solitaire (named Fool’s Solitaire by Berlekamp, Conway and Guy [4]) is to reach a position where no further moves are possible in the shortest sequence of moves.”

Data. Two integers are required to specify a specific instance: the position (ox, oy) of the missing peg. Values of (ox, oy) used for generating the instances in the competition are:

(0,2), (0,3), (0,4), (1,2), (1,3), (1,4), (2,0), (2,1), (2,2), (2,3), (2,4), (2,5), (2,6), (3,0), (3,1), (3,2), (3,3)

Model. The PyCSP³ model, in a file ‘FoolSolitaire.py’, used for the XCSP³ competition is:



PyCSP³ Model 22

```

from pycsp3 import *
from PegSolitaire_Generator import generate_boards

origin_x, origin_y = data

init_board, final_board = generate_boards("english", origin_x, origin_y)
n, m = len(init_board), len(init_board[0])

points = [(i, j) for i in range(n) for j in range(m) if init_board[i][j] is not None]
horizon = sum(sum(v for v in row if v) for row in init_board)
           - sum(sum(v for v in row if v) for row in final_board)
nMoves = horizon

_m = [[
    (i, j, i + 1, j, i + 2, j),
    (i, j, i, j + 1, i, j + 2),
    (i, j, i - 1, j, i - 2, j),
    (i, j, i, j - 1, i, j - 2)
] for i, j in points ]

TR = sorted((t[0:2], t[2:4], t[4:6]) for row in _m for t in row
            if 0 <= t[4] < n and 0 <= t[5] < m and init_board[t[4]][t[5]] is not None)
nTransitions = len(TR)
NADA = nTransitions

def independent(tr1, tr2):
    return len(set(tr1 + tr2)) == 6

T2 = [(k, q) for k, tr1 in enumerate(TR) for q, tr2 in enumerate(TR) if k != q and
      (k < q or not independent(tr1, tr2)) and len({tr1[0], tr1[1], tr2[0], tr2[1]}) == 4
      and tr1[2] != tr2[2]] + [(ANY, NADA)]

T3 = [(k, q) for k, (p1, p2, p3) in enumerate(TR) for q, (q1, q2, q3) in enumerate(TR)
      if k == q or (p1 == q2 and p2 == q1)]

def unchanged(i, j, t):
    V = [k for k, (p1, p2, p3) in enumerate(TR) if (i, j) in (p1, p2, p3)]
    cond = conjunction(y[t] != k for k in V)
    return cond == (x[t][i][j] == x[t + 1][i][j])

def to0(i, j, t):
    V = [k for k, (p1, p2, p3) in enumerate(TR) if (i, j) in (p1, p2)]
    cond = disjunction(y[t] == k for k in V)
    return cond == both(x[t][i][j] == 1, x[t + 1][i][j] == 0)

def to1(i, j, t):
    V = [k for k, (p1, p2, p3) in enumerate(TR) if (i, j) == p3]
    cond = disjunction(y[t] == k for k in V)
    return cond == both(x[t][i][j] == 0, x[t + 1][i][j] == 1)

# x[t][i][j] is the value at row i and column j at time t
x = VarArray(size=[nMoves + 1, n, m], dom=lambda t, i, j: None if init_board[i][j] is None
                else {0, 1})

# y[t] is the move (transition) performed at time t
y = VarArray(size=nMoves, dom=range(nTransitions + 1)) # +1 for NADA

# z is the smallest conflict level
z = Var(range(nMoves))

```

```

satisfy(
  # setting the initial board
  x[0] == init_board,

  # tag(symmetry-breaking)
  [(y[i], y[i + 1]) in T2 for i in range(nMoves - 1)],

  # tag(redundant-constraints)
  [[(y[i], y[i + 2]) not in T3 for i in range(nMoves - 2)]],

  # ensuring valid value of z
  y[z] == NADA,

  # ensuring no useless use of Nada
  [
    If(
      x[t][p1] == 1, x[t][p2] == 1, x[t][p3] == 0,
      Then=y[t] != NADA
    ) for k, (p1, p2, p3) in enumerate(TR) for t in range(nMoves)
  ],

  # handling unchanged situations
  [unchanged(i, j, t) for (i, j) in points for t in range(nMoves)],

  # handling situations where a peg disappears
  [to0(i, j, t) for (i, j) in points for t in range(nMoves)],

  # handling situations where a peg appears
  [to1(i, j, t) for (i, j) in points for t in range(nMoves)],

  # tag(redundant-constraints)
  [
    If(
      t <= z,
      Then=Sum(x[t]) == 32 - t
    ) for t in range(nMoves)
  ]
)

minimize(
  z
)

```

This model involves 2 arrays of variables, a stand-alone variable and (global) constraints of type Sum and Table.

A series of 17 instances has been selected for the competition. For generating an XCSP³ instance (file), you can execute for example:

```
python FoolSolitaire.py -data=[3,3]
```

2.2.8 LitPuzzle

Description. Five puzzle, by Martin Chlond (and mentioned by Håkan Kjellerstrand on his [website](#)). Each of the squares in the grid, below, can be in one of two states, lit (white) or unlit (red):

```

A B C D E
F G H I J
K L M N O
P Q R S T
U V W X Y

```

If the player clicks on a square then that square and each orthogonal neighbour will toggle between the two states. Each mouse click constitutes one move and the objective of the puzzle is to light all 25 squares in the least number of moves. This can be generalized to a grid n by n .

Data. The values of n used for generating the 2024 competition instances are:

10, 15, 16, 17, 18, 20, 25, 30, 40, 50

Model. The PyCSP³ model, in a file ‘LitPuzzle.py’, used for the competition is:

```

PyCSP3 Model 23

from pycsp3 import *

n = data

# x[i,j] is 1 if the player clicks on the square at row i and column j
x = VarArray(size=[n, n], dom={0, 1})

satisfy(
    # ensuring that all cells are lit
    Sum(x.cross(i, j)) in (1, 3, 5) for i in range(n) for j in range(n)
)

minimize(
    Sum(x)
)

```

This model involves an array of variables x , and (global) constraints of type `Sum`. A series of 10 instances has been selected for the competition. For generating an XCSP³ instance (file), you can execute for example:

```
python LitPuzzle.py -data=15
```

2.2.9 Maximum Density Oscillating Life

Description. From [11]: “Conway’s Game of Life was invented by John Horton Conway. The game is played on a square grid. Each cell in the grid is in one of two states (alive or dead). The state of the board evolves over time: for each cell, its new state is determined by its previous state and the previous state of its eight neighbours (including diagonal neighbours). Oscillators are patterns that return to their original state after a number of steps (referred to as the period). A period 1 oscillator is named a still life. Here we consider the problem of finding oscillators of various periods.”

Data. Two integers are required to specify a specific instance: the order n of the board and the horizon h allowed for solving the problem. Values of (n, h) used for generating the instances in the competition are:

(5,2), (5,3), (5,4), (5,5), (5,6), (6,2), (6,3), (6,4), (6,5), (6,6), (7,2), (7,3), (7,4), (7,5),
(7,6)

Model. The PyCSP³ model, in a file ‘MaximumDensityOscillatingLife.py’, used for the XCSP³ competition is:

```

 PyCSP3 Model 24

from pycsp3 import *
from pycsp3.classes.auxiliary.enums import TypeSquareSymmetry

n, horizon = data
symmetries = [sym.apply_on(n + 2) for sym in TypeSquareSymmetry]

# x[t][i][j] is 1 iff the cell at row i and col j is alive at time t
x = VarArray(size=[horizon, n + 2, n + 2],
              dom=lambda t, i, j: {0} if i in (0, n + 1) or j in (0, n + 1) else {0, 1})

T = [(ANY, *[0] * 8, 0)] +
     [(ANY, *[1 if k == k1 else 0 for k in range(8)], 0) for k1 in range(8)] +
     [(ANY, *[0 if k in (k1, k2, k3, k4) else 1 for k in range(8)], 0)
      for k1, k2, k3, k4 in combinations(8, 4)] +
     [(ANY, *[0 if k in (k1, k2, k3) else 1 for k in range(8)], 0)
      for k1, k2, k3 in combinations(8, 3)] +
     [(ANY, *[0 if k in (k1, k2) else 1 for k in range(8)], 0)
      for k1, k2 in combinations(8, 2)] +
     [(ANY, *[0 if k == k1 else 1 for k in range(8)], 0) for k1 in range(8)] +
     [(ANY, *[1] * 8, 0)] +
     [(ANY, *[1 if k in (k1, k2, k3) else 0 for k in range(8)], 1)
      for k1, k2, k3 in combinations(8, 3)] +
     [(0, *[1 if k in (k1, k2) else 0 for k in range(8)], 0) for k1, k2 in combinations(8, 2)] +
     [(1, *[1 if k in (k1, k2) else 0 for k in range(8)], 1) for k1, k2 in combinations(8, 2)]

satisfy(
    # imposing rules of the game
    [
        Table(
            scope=[x[t][i][j], x[t].around(i, j), x[t + 1][i][j]],
            supports=T
        ) for t in range(horizon) for i in range(1, n + 1) for j in range(1, n + 1)
    ],

    # forbidding identical states
    AllDifferentList(x[t][1:n + 1, 1:n + 1] for t in range(horizon)),

    # tag(symmetry-breaking)
    [
        [x[0] <= x[0][symmetry] for symmetry in symmetries],
        [x[0] <= x[i] for i in range(1, horizon)]
    ]
)

maximize(
    # maximizing the number of alive cells
    Sum(x)
)

```

This model involves a three-dimensional array of variables x , and (global) constraints of type `AllDifferentList`, `Sum` and `Table`.

A series of 15 instances has been selected for the competition. For generating an XCSP³ instance (file), you can execute for example:

```
python MaximumDensityOscillatingLife.py -data=[5,2]
```

2.2.10 Pyramid

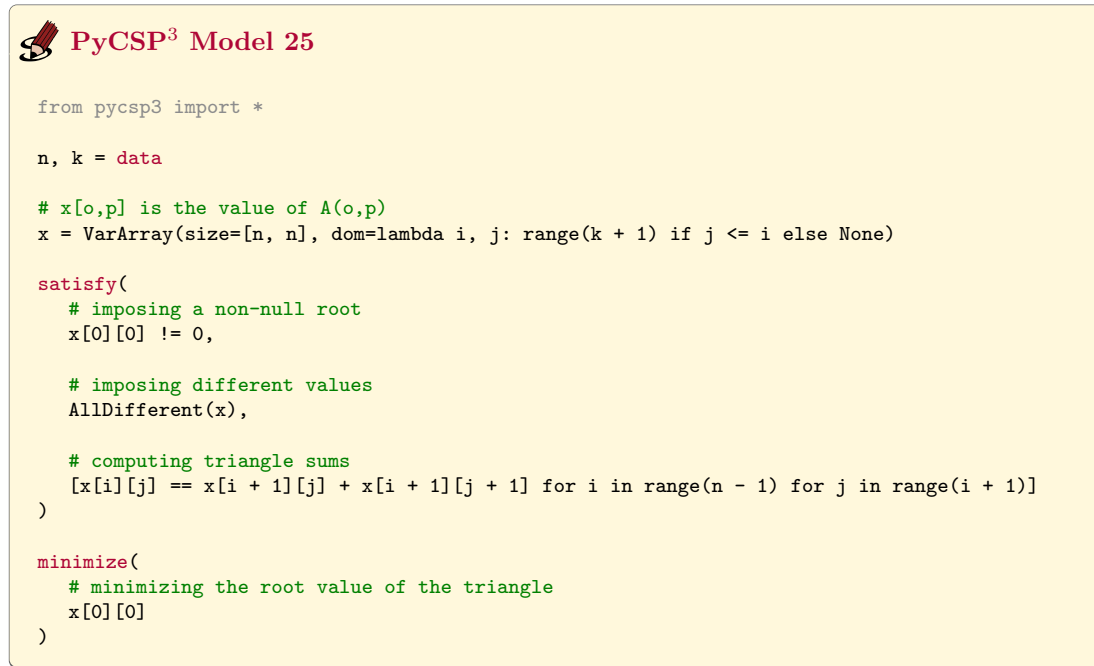
Description. Build a pyramid such as each brick of the pyramid is the sum of the two bricks situated below it. Minimize the root value (0 not permitted) while using different values.

Data. Two integers are required to specify a specific instance: the order n of the board and the limit k allowed for values. The values of (n,k) used for generating the 2024 competition instances are:

(7,500), (8,800), (9,1300), (10,2500), (11,5000), (12,10000), (13,20000), (14,45000),
(15,80000), (16,200000)

Model. The PyCSP³ model, in a file ‘Pyramid.py’, used for the competition is:

```

 PyCSP3 Model 25

from pycsp3 import *

n, k = data

# x[o,p] is the value of A(o,p)
x = VarArray(size=[n, n], dom=lambda i, j: range(k + 1) if j <= i else None)

satisfy(
    # imposing a non-null root
    x[0][0] != 0,

    # imposing different values
    AllDifferent(x),

    # computing triangle sums
    [x[i][j] == x[i + 1][j] + x[i + 1][j + 1] for i in range(n - 1) for j in range(i + 1)]
)

minimize(
    # minimizing the root value of the triangle
    x[0][0]
)

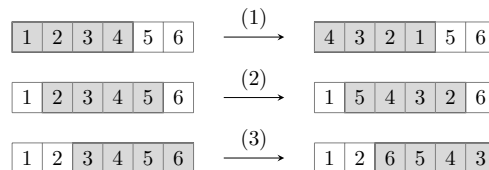
```

This model involves an array of variables x , and a (global) constraint of type `AllDifferent`. A series of 10 instances has been selected for the competition. For generating an XCSP³ instance (file), you can execute for example:

```
python Pyramid.py -data=[7,500]
```

2.2.11 Rubiks Cube

Description. The 1D Rubik’s Cube is a vector composed of 6 number, which can be rotated in 3 different ways in groups of four:




The problem associated with the 1D Rubik’s Cube can be defined in general terms: given a scrambled vector V of size n , the objective is to return the shortest sequence of rotations (of length g) so as to restore the original ordered vector. Above, we have $n = 6$ and $g = 4$, and the possible rotations are 1, 2, and 3 (as well as 0 for indicating that no rotation is performed). The number r of possible rotations is equal to $n - g + 1$. A CP model for this problem has

been proposed by H. Kjellerstrand (e.g., in Picat [21]), following a post by O. Kobchenko, and the program proposed by A. Nikitin on his MSX-BASIC page (nsg.upor.net/msx/basic/line.htm).

Data. Four integers are required to specify a specific random instance: the size n of the vector, the size of the rotation slice r , the horizon h and the seed s . Values of (n, r, h, s) used for generating the instances in the competition are:

(10,4,20,0), (10,4,20,1), (10,4,20,2), (10,4,20,3), (11,4,20,0), (11,4,20,1), (11,4,20,2),
(11,4,20,3), (12,4,20,0), (12,4,20,1), (12,4,20,2), (12,4,20,3), (13,4,20,1), (13,4,20,2)

Model. The PyCSP³ model, in a file ‘RubiksCube.py’, used for the competition is:



PyCSP³ Model 26

```

from pycsp3 import *
from random import Random

n, r, nSteps, seed = data # seed to shuffle an initial series
init_board = Random(seed).sample([i for i in range(1, n + 1)], n)

# final_board = list(range(1, n + 1))
nRotations = n - r + 1 + 1 # +1 for including 0 (no rotation)

# lists storing the positions to be swapped according to the operations
swaps = [[i if i not in range(op, op + r) else list(range(op + r - 1, op - 1, -1))[i - op]
          for i in range(n)] for op in range(nRotations - 1)]

# x[t][i] is the value of the ith element of the vector at time t
x = VarArray(size=[nSteps + 1, n], dom=range(1, n + 1))

# y[t] is the rotation chosen at time t (0 for none)
y = VarArray(size=nSteps, dom=range(nRotations))

# z is the actual number of performed rotations
z = Var(dom=range(nSteps + 1))

satisfy(
    # setting the initial board
    x[0] == init_board,

    # setting the final board
    x[-1] == range(1, n + 1),

    # computing when it is finished
    y[z] == 0,

    # tag(redundant-constraints)
    [AllDifferent(x[t]) for t in range(1, nSteps)]

    # ensuring valid sequences of operations
    [
        If(
            y[t] == 0,
            Then=y[t + 1] == 0, # no more operation once finished
            Else=y[t] != y[t + 1] # do not cancel the last operation
        ) for t in range(nSteps - 1)
    ],

    # ensuring valid rotations
    [

```

```

    (y[t] == op) == conjunction(
        x[t + 1][i] == x[t][j] for i in range(n) if (j := swaps[op - 1][i],)
    ) for t in range(nSteps - 1) for op in range(1, nRotations)
],

# no more changes when finished
[(y[t] == 0) == (x[t] == x[t + 1]) for t in range(nSteps)]
)

minimize(
    # minimizing the number of steps
    z
)

```

This model involves two arrays of variables, a stand-alone variable and (global) constraints of type `AllDifferent`. A series of 14 instances has been selected for the competition. For generating an XCSP³ instance (file), you can execute for example:

```
python RubiksCube.py -data=[10,4,20,0]
```


2.2.12 SameQueensKnights

Description. From archive.vector.org: “In 1850, Carl Friedrich Gauss and Franz Nauck showed that it is possible to place eight queens on a chessboard such that no queen attacks any other queen. Now consider a variant of this problem: you must place a maximal number of knights and queens on a board of size $n \times n$ such that no piece attacks any other piece.”

Data. The values of n used for generating the 2024 competition instances are:

5, 10, 15, 20, 25, 30, 35, 40, 45, 50, 55, 60, 65, 70, 75

Model. The PyCSP³ model, in a file ‘SameQueensKnights.py’, used for the competition is:

 **PyCSP³ Model 27**

```

from pycsp3 import *

n = data

EMPTY, QUEEN, KNIGHT = range(3)

Cells = [(i, j) for i in range(n) for j in range(n)]

def queen_attack(i, j):
    return [(a, b) for a, b in Cells if (a, b) != (i, j)
            and (a == i or b == j or abs(i - a) == abs(j - b))]

def knight_attack(i, j):
    return [(a, b) for a, b in Cells if a != i
            and b != j and abs(i - a) + abs(j - b) == 3]

# x[i][j] indicates what is present in the cell with coordinates (i,j)
x = VarArray(size=[n, n], dom={EMPTY, QUEEN, KNIGHT})

# q is the number of queens
q = Var(dom=range(n + 1))

# k is the number of knights

```

```

k = Var(dom=range(n + 1))

satisfy(
    # computing the number of queens
    q == Sum(x[i][j] == QUEEN for i, j in Cells),

    # computing the number of knights
    k == Sum(x[i][j] == KNIGHT for i, j in Cells),

    # ensuring that no two pieces (queens or knights) attack each other
    [
        Match(
            x[i][j],
            Cases={
                QUEEN: Sum(x[queen_attack(i, j)]) == 0,
                KNIGHT: Sum(x[knight_attack(i, j)]) == 0
            }
        ) for i, j in Cells
    ]
)

maximize(
    q + k
)

```

This model involves an array of variables x , two stand-alone variables, and (global) constraints of type `Sum`. A series of 15 instances has been selected for the competition. For generating an XCSP³ instance (file), you can execute for example:

```
python SameQueensKnights.py -data=10
```

2.2.13 Still Life

This is Problem [032](#) at CSPLib.

Description. From CSPLib (by Barbara Smith): “This problem arises from the Game of Life, invented by John Horton Conway in the 1960s and popularized by Martin Gardner in his Scientific American columns. Life is played on a squared board, considered to extend to infinity in all directions. Each square of the board is a cell, which at any time during the game is either alive or dead. A cell has eight neighbours. The configuration of live and dead cells at time t leads to a new configuration at time $t+1$ according to the rules of the game:

- if a cell has exactly three living neighbours at time t , it is alive at time $t+1$
- if a cell has exactly two living neighbours at time t it is in the same state at time $t+1$ as it was at time t
- otherwise, the cell is dead at time $t+1$

A stable pattern, or still-life, is not changed by these rules. Hence, every cell that has exactly three live neighbours is alive, and every cell that has fewer than two or more than three live neighbours is dead.”

There exists a variant ‘wastage’.

Data. Two integers are required to specify a specific instance: the number of rows n and the number of columns m of the board. Values of (n, m) used for generating the instances in the competition are:


(5,5), (8,8), (8,10), (9,9), (9,12), (10,10), (10,14), (12,12), (12,18)

For the variant ‘wastage’, values of (n, m) are :

(5,5), (10,10), (15,15), (20,20), (30,30), (40,40), (50,50)

Model. The PyCSP³ model, in a file ‘StillLife.py’, used for the XCSP³ competition is:

```

 PyCSP3 Model 28

from pycsp3 import *

n, m = data

if not variant():
    T = {(v, 0) for v in range(9) if v != 3} | {(2, 1), (3, 1)}

    # x[i][j] is 1 iff the cell at row i and col j is alive
    x = VarArray(size=[n, m], dom={0, 1})

    # a[i][j] is the number of alive neighbours
    a = VarArray(size=[n, m], dom=range(9))

    satisfy(
        # computing the numbers of alive neighbours
        [Sum(x.around((i, j))) == a[i][j] for i in range(n) for j in range(m)],

        # imposing rules of the game
        [(a[i][j], x[i][j]) in T for i in range(n) for j in range(m)],

        # imposing rules for ensuring valid dead cells around the board
        [
            [x[0][i:i + 3] != (1, 1, 1) for i in range(m - 2)],
            [x[-1][i:i + 3] != (1, 1, 1) for i in range(m - 2)],
            [x[i:i + 3, 0] != (1, 1, 1) for i in range(n - 2)],
            [x[i:i + 3, - 1] != (1, 1, 1) for i in range(n - 2)]
        ],

        # tag(symmetry-breaking)
        (
            x[0][0] >= x[n - 1][n - 1],
            x[0][n - 1] >= x[n - 1][0]
        ) if n == m else None
    )

    maximize(
        # maximizing the number of alive cells
        Sum(x)
    )

elif variant("wastage"):

    assert n == m

    def cond_tuple(t0, t1, t2, t3, t4, t5, t6, t7, t8, wa):
        s3 = t1 + t3 + t5 + t7
        s1 = t0 + t2 + t6 + t8 + s3
        s2 = t0 * t2 + t2 * t8 + t8 * t6 + t6 * t0 + s3
        return (t4 != 1 or (2 <= s1 <= 3 and (s2 > 0 or wa >= 2) and (s2 > 1 or wa >= 1))) and \
            (t4 != 0 or (s1 != 3 and (0 < s3 < 4 or wa >= 2)) and (s3 > 1 or wa >= 1))

    T = {(*t, i) for t in product(range(2), repeat=9) for i in range(3) if cond_tuple(*t, i)}

```

```

# x[i][j] is 1 iff the cell at row i and col j is alive (note that there is a border)
x = VarArray(size=[n + 2, n + 2],
             dom=lambda i, j: {0} if i in {0, n + 1} or j in {0, n + 1} else {0, 1})

# w[i][j] is the wastage for the cell at row i and col j
w = VarArray(size=[n + 2, n + 2], dom={0, 1, 2})

# ws[i] is the wastage sum for cells at row i
ws = VarArray(size=n + 2, dom=range(2 * (n + 2) * (n + 2) + 1))

satisfy(
    # ensuring that cells at the border remain dead
    [
        [x[1][j:j + 3] != (1, 1, 1) for j in range(n)],
        [x[n][j:j + 3] != (1, 1, 1) for j in range(n)],
        [x[i:i + 3, 1] != (1, 1, 1) for i in range(n)],
        [x[i:i + 3, n] != (1, 1, 1) for i in range(n)]
    ],

    # still life + wastage constraints
    [(x[i-1:i+2, j-1:j+2], w[i][j]) in T for i in range(1, n + 1) for j in range(1, n + 1)],

    # managing wastage on the border
    [
        [(w[0][j] + x[1][j] == 1, w[n + 1][j] + x[n][j] == 1) for j in range(1, n + 1)],
        [(w[i][0] + x[i][1] == 1, w[i][n + 1] + x[i][n] == 1) for i in range(1, n + 1)]
    ],

    # summing wastage
    [Sum(w[0] if i == 0 else [ws[i - 1], w[i]]) == ws[i] for i in range(n + 2)],

    # tag(redundant)
    [ws[n + 1] - ws[i] >= 2 * ((n - i) // 3) + n // 3 for i in range(n + 1)]
)

maximize(
    # maximizing the number of alive cells
    (2 * n * n + 4 * n - ws[-1]) // 4
)

```

This model involves several arrays of variables, and (global) constraints of type `Sum` and `Table`.

A series of 9 + 7 instances has been selected for the competition. For generating an XCSP³ instance (file), you can execute for example:

```
python StillLife.py -data=[5,5]
python StillLife.py -variant=wastage -data=[5,5]
```

2.2.14 Test Scheduling

This is Problem [073](#) on CSPLib.

Description. The problem was presented as the Industrial Modelling Challenge at the conference CP’2015.

From CSPLib (by Morten Mossige): “The problem arises in the context of a testing facility. A number of tests have to be performed in minimal time. Each test has a given duration and needs to run on one machine. While the test is running on a machine, no other test can use that machine. Some tests can only be assigned to a subset of the machines, for others you can use any available machine. For some tests, additional, possibly more than one, global resources

are needed. While those resources are used for a test, no other test can use the resource. The objective is to finish the set of all tests as quickly as possible, i.e. all start times should be non-negative, and makespan should be minimized. The makespan is the difference between the start of the earliest test, and the end of the latest finishing test. The objective of the original industrial problem is to minimize the time required to find a schedule plus the time required to run that schedule, i.e. to minimize the time between the release of the dataset and the conclusion of all tests required. As this objective depends on the speed of the machine(s) on which the schedule is generated, it is hard to compare results in an objective fashion.”

Data. As an illustration of data specifying an instance of this problem, we have:

```
{
  "nMachines": 10,
  "resourceCapacities": [1, 1, 1, 1, 1, 1, 1, 1, 1, 1],
  "tests": [
    {
      "duration": 328,
      "machines": [4, 3],
      "resources": []
    },
    {
      "duration": 339,
      "machines": [0, 1, 2, 3, 4, 5, 6, 7, 8, 9],
      "resources": []
    },
    ...
    {
      "duration": 506,
      "machines": [0, 1, 2, 3, 4, 5, 6, 7, 8, 9],
      "resources": [5, 1, 0]
    }
  ]
}
```

Model. The PyCSP³ model, in a file ‘TestScheduling.py’ used for the XCSP³ competition is:

PyCSP³ Model 29

```
from pycsp3 import *

nMachines, nResources, tests = data
durations, machines, resources = zip(*tests) # information split over the tests
nTests = len(tests)

horizon = sum(durations) + 1

tests_by_single_machines = [t for t in [[i for i in range(nTests) if len(machines[i]) == 1
and m in machines[i]] for m in range(nMachines)] if len(t) > 1]
tests_by_resources = [t for t in [[i for i in range(nTests) if r in resources[i]] for r in
range(nResources)] if len(t) > 1]

def conflicting_tests():
    def possibly_conflicting(i, j):
        return len(machines[i]) == 0 or len(machines[j]) == 0
```

```

        or len(set(machines[i] + machines[j])) != len(machines[i]) + len(machines[j])

pairs = [(i, j) for i, j in combinations(range(nTests), 2) if possibly_conflicting(i, j)]
for t in tests_by_single_machines + tests_by_resources:
    for i, j in combinations(t, 2):
        if (i, j) in pairs:
            pairs.remove((i, j)) # because will be considered in another posted constraint
return pairs

# s[i] is the starting time of the ith test
s = VarArray(size=nTests, dom=range(horizon))

# m[i] is the machine used for the ith test
m = VarArray(size=nTests,
             dom=lambda i: range(nMachines) if len(machines[i]) == 0 else machines[i])

satisfy(
    # no overlapping on machines
    [
        If(
            m[i] == m[j],
            Then=either(s[i] + durations[i] <= s[j], s[j] + durations[j] <= s[i])
        ) for i, j in conflicting_tests()
    ],

    # no overlapping on single pre-assigned machines
    [
        NoOverlap(
            tasks=[Task(origin=s[i], length=durations[i]) for i in t]
        ) for t in tests_by_single_machines
    ],

    # no overlapping on resources
    [
        NoOverlap(
            tasks=[Task(origin=s[i], length=durations[i]) for i in t]
        ) for t in tests_by_resources
    ],

    # no more than the available machines available at any time tag(redundant)
    Cumulative(
        origins=s,
        lengths=durations,
        heights=[1] * nTests
    ) <= nMachines
)

minimize(
    # minimizing the makespan
    Maximum(s[i] + durations[i] for i in range(nTests))
)

```

This model involves two arrays of variables, and (global) constraints of type `Cumulative`, `Maximum`, and `NoOverlap`.

A series of 21 instances has been selected for the competition. For generating an XCSP³ instance (file), you can execute for example:

```

python TestScheduling.py -data=<datafile.json>
python TestScheduling.py -data=<datafile.pl> -parser=TestScheduling_Parser.py

```

2.2.15 Traveling Tournament

This problem is related to Problem 068 on CSPLib. Many relevant information can be found in [this paper](#). See also [9].


Description.

“The Traveling Tournament Problem (TTP) is defined as follows. A double round robin tournament is played by an even number of teams. Each team has its own venue at its home city. All teams are initially at their home cities, to where they return after their last away game. The distance from the home city of a team to that of another team is known beforehand. Whenever a team plays two consecutive away games, it travels directly from the venue of the first opponent to that of the second. The problem calls for a schedule such that no team plays more than (two or) three consecutive home games or more than (two or) three consecutive away games, there are no consecutive games involving the same pair of teams, and the total distance traveled by the teams during the tournament is minimized.”

Data. As an illustration of data specifying an instance of this problem, we have:

```
{
  "distances": [
    [0, 10, 15, 34],
    [10, 0, 22, 32],
    [15, 22, 0, 47],
    [34, 32, 47, 0]
  ]
}
```

Model. The PyCSP³ model, in a file ‘TravelingTournament.py’ used for the XCSP³ competition is:

 **PyCSP³ Model 30**

```
from pycsp3 import *

instances = data
nTeams, nRounds = len(distances), len(distances) * 2 - 2
assert nTeams % 2 == 0, "An even number of teams is expected"
nConsecutiveGames = 2

def T3(i): # this is a table for the first or last game of the ith team
    return {(1, ANY, 0)} | {(0, j, distances[i][j]) for j in range(nTeams) if j != i}

def T5(i): # this is a table for a game that is not the first or last one of the ith team
    return {(1, 1, ANY, ANY, 0)} |
           {(0, 1, j, ANY, distances[i][j]) for j in range(nTeams) if j != i} |
           {(1, 0, ANY, j, distances[i][j]) for j in range(nTeams) if j != i} |
           {(0, 0, j1, j2, distances[j1][j2]) for j1 in range(nTeams) for j2 in range(nTeams)
            if different_values(i, j1, j2)}}

def A():
    qi, q01, q02, q03, q11, q12, q13 = states = "q", "q01", "q02", "q03", "q11", "q12", "q13"
    tr = [(qi, 0, q01), (qi, 1, q11), (q01, 0, q02), (q01, 1, q11), (q11, 0, q01),
          (q11, 1, q12), (q02, 1, q11), (q12, 0, q01)]
```

```

return Automaton(start=qi, final=states[1:], transitions=tr)

# o[i][k] is the opponent (team) of the ith team at the kth round
o = VarArray(size=[nTeams, nRounds], dom=range(nTeams))

# h[i][k] is 1 iff the ith team plays at home at the kth round
h = VarArray(size=[nTeams, nRounds], dom={0, 1})

# t[i][k] is the traveled distance by the ith team at the kth round. An additional round is
# considered for returning home.
t = VarArray(size=[nTeams, nRounds + 1], dom=distances)

satisfy(
  # each team must play exactly two times against each other team
  [
    Cardinality(
      within=o[i],
      occurrences={j: 2 for j in range(nTeams) if j != i}
    ) for i in range(nTeams)
  ],

  # if team i plays against j at round k, then team j plays against i at round k
  [o[o[i][k]][k] == i for i in range(nTeams) for k in range(nRounds)],

  # channeling the arrays o and h
  [h[o[i][k]][k] != h[i][k] for i in range(nTeams) for k in range(nRounds)],

  # playing against the same team must be done once at home and once away
  [
    If(
      o[i][k1] == o[i][k2],
      Then=h[i][k1] != h[i][k2]
    ) for i in range(nTeams) for k1, k2 in combinations(nRounds, 2)
  ],

  # at each round, opponents are all different tag(redundant)
  [AllDifferent(o[:, k]) for k in range(nRounds)],

  # tag(symmetry-breaking)
  o[0][0] < o[0][-1],

  # at most 'nConsecutiveGames' consecutive games at home, or consecutive games away
  [h[i] in A() for i in range(nTeams)],

  # handling traveling for the first game
  [(h[i][0], o[i][0], t[i][0]) in T3(i) for i in range(nTeams)],

  # handling traveling for the last game
  [(h[i][-1], o[i][-1], t[i][-1]) in T3(i) for i in range(nTeams)],

  # handling traveling for two successive games
  [(h[i][k], h[i][k + 1], o[i][k], o[i][k + 1], t[i][k + 1]) in T5(i)
   for i in range(nTeams) for k in range(nRounds - 1)]
)

minimize(
  # minimizing summed up traveled distance
  Sum(t)
)

```

This model involves three arrays of variables, and (global) constraints of type `AllDifferent`, `Cardinality`, `Element`, `Regular`, `Sum` and `Table`.

A series of 14 instances has been selected for the competition. For generating an XCSP³

instance (file), you can execute for example:

```
python TravelingTournament.py -data=<datafile.json>
python TravelingTournament.py -data=<datafile.pl> -parser=TravelingTournament_Parser.py
```

2.2.16 Vehicle Routing Problem with Location Congestion

Description. From [13]: “A Vehicle Routing Problem (VRP) is a combinatorial optimization problem that aims to construct routes for a fleet of vehicles that service customer requests while minimizing some cost function. The family of VRPs is extensive and includes variants that specify additional side constraints, such as time window constraints that restrict the time at which service of a request can commence, and precedence constraints that require one request to be serviced before another. The variant named the Vehicle Routing Problem with Pickup and Delivery, Time Windows, and Location Congestion (VRP-PDTWLC, or VRPLC for short), is motivated by applications in humanitarian and military logistics, where Air Force bases have limited parking spots, fuel reserve, and landing and takeoff times for airplane operations.”

Data. As an illustration of data specifying an instance of this problem, we have:

```
{
  "T": 150,
  "V": 10,
  "Q": 15,
  "L": 5,
  "C": 1,
  "P": 10,
  "times": [
    [0, 4, ..., 18],
    [4, 0, ..., 17],
    ...
    [18, 17, 0]
  ],
  "requests": [
    {"l": 0, "a": 18, "b": 52, "s": 14, "q": 1},
    {"l": 2, "a": 24, "b": 46, "s": 13, "q": 3},
    ...
    {"l": 1, "a": 64, "b": 119, "s": 15, "q": -1}
  ]
}
```

Model. An original model was proposed by Edward Lam, and described in [13]. The PyCSP³ model, in a file ‘VRP_LC.py’, used for the XCSP³ competition is close to (can be seen as the close translation of) the one submitted to the 2018 Minizinc challenge.

PyCSP³ Model 31

```
from pycsp3 import *

horizon, nVehicles, vehCapacity, nLocations, locCapacity, nPickups, times, requests = data
rl, ra, rb, rs, rq = zip(*requests)
nNodes, n = len(times), len(requests) # n is the number of requests (pickups and deliveries)

MainNodes = range(n + nVehicles) # request and start nodes
```

```

Depots = range(n, nNodes) # start and end nodes
load_changes = cp_array(list(rq) + [0 for _ in Depots])

# veh[i] is the vehicle visiting the ith node
veh = VarArray(size=nNodes, dom=range(nVehicles))

# succ[i] is the node that succeeds to the ith node
succ = VarArray(size=nNodes, dom=range(nNodes))

# load[i] is the load after visiting the ith node
load = VarArray(size=nNodes, dom=range(vehCapacity + 1))

# arr[i] is the arrival time at the ith node
arr = VarArray(size=nNodes, dom=range(horizon + 1))

# ser[i] is the starting time of service at the ith node
ser = VarArray(size=nNodes, dom=range(horizon + 1))

# dep[i] is the departure time of the ith node
dep = VarArray(size=nNodes, dom=range(horizon + 1))

satisfy(
    # ensuring a circuit
    Circuit(succ),

    # giant tour representation of routes
    (
        [succ[n + nVehicles + v] == n + v + 1 for v in range(nVehicles - 1)],
        succ[-1] == n
    ),

    # tracking vehicle along route
    (
        [veh[i] == veh[succ[i]] for i in MainNodes],
        [veh[n + v] == v for v in range(nVehicles)],
        [veh[n + nVehicles + v] == v for v in range(nVehicles)]
    ),

    # ordering time-related variables
    (
        (
            arr[i] <= ser[i],
            ser[i] + rs[i] <= dep[i],
            ra[i] <= ser[i],
            ser[i] <= rb[i]
        ) for i in range(n)
    ),

    # setting time at start and end nodes
    [
        [arr[i] == ser[i] for i in Depots],
        [ser[i] == dep[i] for i in Depots]
    ],

    # accumulating time along route
    [dep[i] + times[i][succ[i]] == arr[succ[i]] for i in MainNodes],

    # accumulating load along route
    [load[i] + load_changes[succ[i]] == load[succ[i]] for i in MainNodes],

    # setting load at start and end nodes
    [load[i] == 0 for i in Depots],

```



```

# delivery after pickup
[dep[i] + times[i][nPickups + i] <= arr[nPickups + i] for i in range(nPickups)],

# delivery on same vehicle as pickup
[veh[i] == veh[nPickups + i] for i in range(nPickups)],

# handling service resources
[
    Cumulative(
        tasks=[Task(origin=ser[i], length=rs[i], height=1) for i in range(n) if rl[i] == p]
    ) <= locCapacity for p in range(nLocations)
],

# tag(symmetry-breaking)
(
    [
        If(
            succ[n + v] == n + nVehicles + v,
            Then=succ[n + v + 1] == n + nVehicles + v + 1
        ) for v in range(nVehicles - 1)
    ],
    veh[0] == 0
)
)

minimize(
    # minimizing the total travel distance
    Sum(times[i][succ[i]] for i in MainNodes)
)

```

This model involves six arrays of variables and (global) constraints of type `Circuit`, `Cumulative`, `Element` and `Sum`. A series of 10 instances has been selected for the competition. For generating an XCSP³ instance (file), you can execute for example:

```
python VRP_LC.py -data=inst.json
```

where ‘inst.json’ is a data file in JSON format. Or you can execute:

```
python VRP_LC.py -data=inst.dzn -parser=VRP_LC_ParserZ.py
```

where ‘inst.dzn’ is a data Zinc file.

2.2.17 Word Golf

Description. From [Wikipedia](#): “Word ladder (also known as Doublets, word-links, change-the-word puzzles, paragrams, laddergrams, or word golf) is a word game invented by Lewis Carroll. A word ladder puzzle begins with two words, and to solve the puzzle one must find a chain of other words to link the two, in which two adjacent words (that is, words in successive steps) differ by one letter.”

Data. In addition to the name of a dictionary file, three integers are required to specify a specific instance: the size of the words m , the number of allowed steps h and the seed s . Values of (n, h, s) used for generating the instances in the competition are:

```
(4,50,0), (4,50,1), (4,50,2), (4,50,3), (5,50,0), (5,50,1), (5,50,2), (5,50,3), (6,50,0),
(6,50,1), (6,50,2), (6,50,3), (7,50,0), (7,50,1), (7,50,2), (7,50,3)
```

Model. The PyCSP³ model, in a file ‘WordGolf.py’, used for the XCSP³ competition is:

 **PyCSP³ Model 32**

```

from pycsp3 import *

m, dict_name, nSteps, seed = data

words = []
for line in open(dict_name):
    code = alphabet_positions(line.strip().lower())
    if len(code) == m:
        words.append(code)
words, nWords = cp_array(words), len(words)

random.seed(seed)
start, end = random.randint(0, nWords // 2), random.randint(nWords // 2, nWords)
print(words[start], words[end])

# x[i][j] is the letter, number from 0 to 25, at row i and column j
x = VarArray(size=[nSteps, m], dom=range(26))

# y[i] is the word index of the ith word
y = VarArray(size=nSteps, dom=range(nWords))

# z is the number of steps
z = Var(range(nSteps))

satisfy(
    # setting the start word
    [
        x[0] == words[start],
        y[0] == start
    ],

    # setting the end word
    [
        x[-1] == words[end],
        y[-1] == end
    ],

    # setting the ith word
    [x[i] == words[y[i]] for i in range(1, nSteps - 1)]

    # ensuring a (Hamming) distance of 1 between two successive words
    [
        If(
            i < z,
            Then=Hamming(x[i], x[i + 1]) == 1,
            Else=y[i] == y[i + 1]
        ) for i in range(nSteps - 1)
    ]

    # setting the objective value (number of steps)
    y[z] == end
)

minimize(
    z
)

```

This model involves two arrays of variables, a stand-alone variable and (global) constraints of type `Count` (generated from function `'Hamming'`) and `Element`.

A series of 16 instances has been selected for the competition. For generating an XCSP³

instance (file), you can execute for example:

```
python WordGolf.py -data=[7,ogd2008,20,3]
wher 'ogd2008' is the name of a dictionary file.
```

2.2.18 Wordpress

Description. From [10]: “The problem of Cloud resource provisioning for component-based applications consists in the allocation of virtual machines (VMs) offers from various Cloud Providers (CPs), to a set of applications such that the constraints induced by the interactions between components and by the components hardware/software requirements are satisfied and the performance objectives are optimized (e.g. costs are minimized). This problem has some connection with the bin-packing problem”.

Data. As an illustration of data specifying an instance of this problem, we have:

```
{
  "WPinstance": 7,
  "nVMs": 15,
  "requirementsPerComponent": [
    [2, 512, 1000],
    [2, 512, 2000],
    ...,
    [4, 4000, 500]
  ],
  "offers": [
    [64, 976000, 1000],
    [64, 488000, 8000],
    ...,
    [0, 0, 0]
  ],
  "prices": [ 8403, 9152, ..., 0]
}
```

Model. An original model was originally designed and implemented by Andrei Iovescu, and adapted by David Bogdan for the 2022 Minizinc Challenge. The PyCSP³ model, in a file ‘Wordpress.py’, used for the XCSP³ competition is close to (can be seen as the close translation of) the one submitted to the 2022 Minizinc challenge.

PyCSP³ Model 33

```
from pycsp3 import *

bWP, nVMs, requirements, types, prices = data
nComponents, nFeatures = 5, len(requirements[0]) # features are hardware settings
nTypes = len(types) # note that a dummy type has been added at last position by the parser
assert len(requirements) == 5

# WP for WordPress, SQL for MySQL, DNS for DNS_LoadBalancer,
# HTTP for HTTP_LoadBalancer, VS for Varnish Software
WP, SQL, DNS, HTTP, VS = range(nComponents)

# x[i][k] is 1 iff the kth VM is used for the ith component
x = VarArray(size=[nComponents, nVMs], dom={0, 1})
```

```

# oc[k] is 1 iff the kth VM is used/occupied (i.e., not a dummy VM)
oc = VarArray(size=nVMs, dom={0, 1})

# tp[k] is the type of the kth chosen VM
tp = VarArray(size=nVMs, dom=range(nTypes))

# pr[k] is the price of the kth chosen VM
pr = VarArray(size=nVMs, dom=range(0, 16001))

satisfy(
  # ensuring certain limits (cardinality) on the deployment of components
  [
    Sum(x[WP]) >= 1bWP,
    Sum(x[SQL]) >= 2,
    Sum(x[VS]) >= 2,
    Sum(x[DNS]) <= 1
  ],

  # ensuring used VMs are considered as being occupied
  [oc[k] == (Sum(x[:, k]) > 0) for k in range(nVMs)],

  # tag(symmetry-breaking)
  Decreasing(oc),

  # ensuring that hardware requirements are met for each component
  [x[:, k] * requirements[:, h] <= types[tp[k], h]
   for k in range(nVMs) for h in range(nFeatures)],

  # computing prices of chosen VMs
  [pr[k] == prices[tp[k]] for k in range(nVMs)],

  # ensuring certain connections between deployment of components
  [
    (Sum(x[DNS]) > 0) != (Sum(x[HTTP]) > 0),
    If(
      Sum(x[DNS]) > 0,
      Then=Sum(x[WP]) <= 7 * Sum(x[DNS]),
      Else=Sum(x[WP]) <= 3 * Sum(x[HTTP])
    ),
    2 * Sum(x[WP]) <= 3 * Sum(x[SQL])
  ],

  # ensuring that conflicting components do not share the same VM
  [
    [x[VS][k] + x[i][k] <= 1 for k in range(nVMs) for i in (DNS, HTTP, SQL)],
    [x[DNS][k] + x[i][k] <= 1 for k in range(nVMs) for i in (WP, SQL, VS)],
    [x[HTTP][k] + x[i][k] <= 1 for k in range(nVMs) for i in (WP, SQL, VS)]
  ]
)

minimize(
  # minimizing overall cost
  Sum(pr)
)

```

This model involves four arrays of variables and (global) constraints of type `Element` and `Sum`.

A series of 13 instances has been selected for the competition. For generating an XCSP³ instance (file), you can execute for example:

```
python Wordpress.py -data=inst.json
```

where 'inst.json' is a data file in JSON format.

Chapter 3

Solvers

In this chapter, we introduce the solvers and teams having participated to the XCSP³ Competition 2024.

- ACE (Christophe Lecoutre)
- BTD, miniBTD (Mohamed Sami Cherif, Djamal Habet, Philippe Jégou, H el ene Kansa, Cyril Terrioux)
- Choco (Charles Prud’homme)
- CoSoCo (Gilles Audemard)
- CPMpy (T. Guns, W.Vanroose, T. Sergeys, I.Bleukx, J. Devriendt, D. Tsouros, H. Verhaeghe)
cpmpy_mzn_chuffed, cpmpy_mzn_gecode, cpmpy_z3, cpmpy_exact, pppmy_gurobi, cpmpy_ortools
- Exchequer (Martin Mariusz Lester)
- Fun-sCOP (Takehide Soh, Daniel Le Berre, Hidetomo Nabeshima, Mutsunori Banbara, Naoyuki Tamura)
- Nacre (Ga el Glorian)
- Picat (Neng-Fa Zhou)
- RBO, miniRBO (Mohamed Sami Cherif, Djamal Habet, Cyril Terrioux)
- Sat4j-CSP-PB (extension of Sat4j by Thibault Falque and Romain Wallon)
- toulbar2 (David Allouche et al.)

ACE at XCSP³ Competition 2024



Christophe Lecoutre
CRIL, University of Artois & CNRS
Lens, France
lecoutre@cril.fr

Version 2.4 – June 1, 2024

1 Quick Description of ACE

ACE is an open-source constraint solver, developed in Java. ACE focuses on:

- integer variables, including 0/1 (Boolean) variables
- state-of-the-art table constraints (also called **extension** constraints), including ordinary, starred, and hybrid table constraints
- popular global constraints (`allDifferent`, `count`, `element`, `cardinality`, `cumulative`, etc.)
- search heuristics
- mono-criterion optimization

It is important to note that the perimeter of ACE is basically the same as XCSP³-core [5]. ACE is derived from the constraint solver AbsCon that has been used as a research platform in our team at CRIL during many years. Many (more or less promising) ideas and algorithms have been discarded from AbsCon, so as to get a constraint solver of reasonable size and understanding.

Important: ACE is not an official competitor for the 2024 XCSP³ competition because I conducted the selection of instances.

Below, we first quickly describe how the central ingredients (variables, constraints and objectives) of constraint networks are coped with, in ACE, before emphasizing the importance of search, and the way it can be conducted (and controlled) in ACE.

Variables. Although many forms of variables can be represented in format XCSP³, as for example real, set and graph variables, ACE only deals with integer and symbolic variables. Boolean variables are simply represented by 0/1 variables, and symbolic variables are transformed into integer variables inside the solver (just by associating arbitrary integers to symbols). The domains of such integer variables are represented by doubly linked lists that are implemented by arrays and (partly) bit vectors, which allows us to preserve the increasing order of values. Sparse sets, as data structure, are not used for domains, because in our experience, their drawbacks do not overcome their advantages.

Specifically, the underlying technique used behind the representation of domains corresponds to *dancink links*, as described in [11, 12]. Dancing links are also used in [19], but by the time we wrote this paper, we were not aware of the reference to the 2000 Knuth's paper.

Constraints. Generic forms of constraints, i.e., constraints represented in intension or in extension, are naturally handled in ACE. Primitives and reification are employed for efficiently dealing with intension constraints. Less frequent forms of intensional constraints are processed by the generic filtering scheme (G)AC3^{rm} [23, 14, 20]. Extension constraints, also called table constraints, are given several filtering algorithms, called propagators: Valid-Allowed (VA) [21, 19], Simple Tabular Reduction (STR) [26, 13, 15] and Compact-Table (CT) [6, 27]. Tables can be ordinary, starred, or even hybrid (smart) [24]. All constraints handled by ACE are mainly those of XCSP³-core :

- Generic constraints: `intension` and `extension`
- Language-based constraints: `regular` and `mdd`
- Comparison-based constraints: `allDifferent`, `allDifferentList`, `allEqual`, `increasing`, `decreasing`, `lexIncreasing`, `lexDecreasing`, and `precedence`
- Counting constraints: `sum`, `count`, `nValues`, and `cardinality`
- Connection constraints: `maximum`, `maximumArg`, `minimum`, `minimumArg`, `element` and `channel`
- Packing and Scheduling constraints: `noOverlap`, `cumulative`, `binPacking` and `knapsack`
- Other constraints: `circuit`, `instantiation`, `slide`

Objectives. An objective is an object that must be optimized (i.e., either minimized or maximized). This object can be a general expression (e.g., a single variable), or a value that corresponds to a computed sum, minimum, maximum or number of distinct values. This corresponds to what is expected for mono-criterion optimization in XCSP³-core.

Search. ACE is a complete solver, performing a depth-first exploration of the search space, with backtracking. At each step (node of the search tree), a decision is taken (a variable assignment or a value refutation) and a filtering process is run (called constraint propagation). To address the issue of heavy-tailed runtime distributions [9], the search is restarted regularly, following a geometric progression (or the Luby sequence). The order in which variables are chosen during the depth-first traversal of the search space is decided by a variable ordering heuristic; a classical generic heuristic is `dom/wdeg` [3], combined with a mechanism simulating a certain form of intelligent backjumps [17]. The order in which values are chosen when assigning variables is decided by a value ordering heuristic; for COP instances, it is highly recommended to use first the value present in the last found solution, which is a technique known as solution(-based phase) saving [28, 7].

Backtrack search for COP relies on an optimization strategy based on decreasingly updating the maximal bound (assuming minimization) whenever a solution is found; this is a kind of ramp-down strategy (related to Branch and Bound), whose principle is equivalent (still assuming a minimization problem) to adding a special objective constraint $\text{obj} < \infty$ to the constraint network (although it is initially trivially satisfied), and to update the limit of this constraint whenever a new solution is found. It means that any time a solution S is found with cost $B = \text{obj}(S)$, the objective constraint becomes $\text{obj} < B$. Hence, this ramp-down strategy provides a sequence of better and better solutions until no more exist, guaranteeing that the last found solution is optimal.

At the time of writing this document, we believe that ACE is a competitive solver because of the following ingredients:

- restarting search frequently
- recording nogoods from restarts [16]
- using constraint weighting for selecting variables [3, 10, 29, 22, 2]
- reasoning from last conflict(s) [17]
- using solution(-based) phase saving [28, 7]
- using BIVS [8] for certain problems

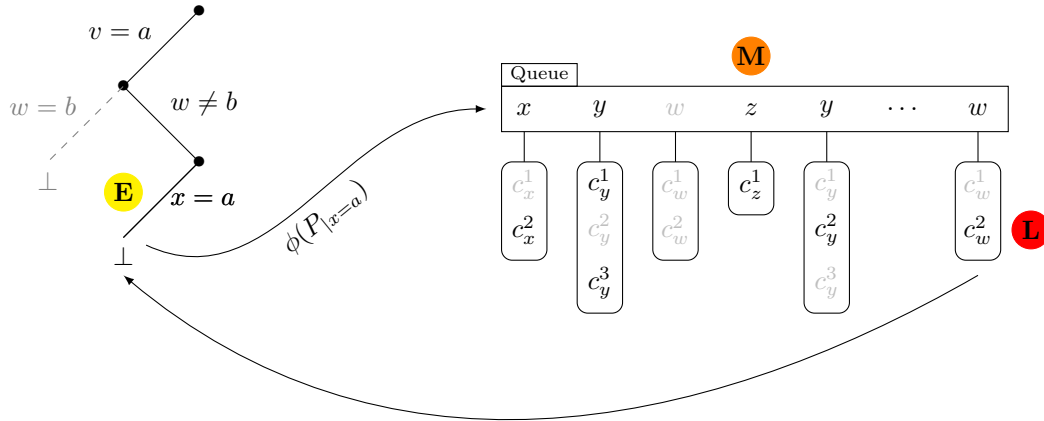


Figure 1: Illustration of pivotal moments for collecting information about conflicts: this correspond to early (E), midway (M) and late (L) processing of conflicts

Importantly, in [2], we showed that three different ways of exploiting conflicts for guiding search show somewhat complementary behaviors. This can be explained by the fact that information is extracted at different moments: at the very beginning of the process conducting to a conflict (i.e., at the time of the decision), during constraint propagation, or at the time the last propagator (filtering algorithm) is solicited. One can then refer to such approaches as *early* (E), *midway* (M) and *late* (L) operational treatment of conflicts. This is illustrated in Figure 1 where a new decision $x = a$ is taken, when solving a constraint network P , in the continuity of two previously taken decisions $v = a$ and $w \neq b$. In our scenario, running constraint propagation ϕ on (the current state of) P after having assigned the value a to x , i.e., $\phi(P|x = a)$, reveals a new conflicting (dead-end) situation (denoted by \perp). The early processing of this new conflict consists in considering the variable x involved in the decision as the main culprit. This is the principle behind the heuristic *frba/dom* [22]. The midway

processing of this conflict consists in considering all variables having played a role (i.e., having been picked) during propagation as having contributed to the failure. This is the principle underlying the heuristic `pick/dom` [2]. The late processing of this conflict consists in considering the last constraint (here, c_w^2) provoking a domain-wipeout (i.e., removing the last value of a domain) as the object of interest. This is the principle of constraint weighting, as in `wdeg/dom` [3, 10, 29].

The interest (complementary) of these three main heuristics is demonstrated at the 2024 XCSP³ competition, in which two versions of ACE participated:

- ACE, with its default behaviour (a single variable-ordering heuristic is used, `wdegcad` [29]),
- ACE-mix, which corresponds to the use of the option `-rr`, making use of the three main variable ordering heuristics mentioned above.

Clearly, ACE-mix benefits from the complementary of these conflict-based heuristics as this version gets better scores than ACE in the various tracks of the competition.

On the other hand, we do believe that the current trend in the CP community to widely use SAT technology (i.e., translating constraints and/or reasoning from clauses) is interesting (and has been shown to be effective in a number of situations) but somewhat detracts from the value of CP. Regarding optimization problems, on the website showing the results of the 2024 XCSP³ competition (see www.cril.univ-artois.fr/XCSP24), you can see two cactus plots:

- a cactus plot that gives a proof-oriented view of the results: SAT-based approaches are very efficient for proving optimality,
- a cactus plot that gives a search-oriented view of the results (i.e., optimality proofs are discarded): CP-based approaches are very efficient for finding good quality bounds.

Actually, our position is that *search is reborn*, a reference to the invited talk [25] at CP'13 by Peter Stuckey who claimed that “search is dead, long live proof”. Because we face three stages when solving an optimization problem:

- the *hook phase* when a first solution must be found,
- the *descent phase* in which an optimal solution must be found, along a possibly long path from the first solution,
- the *proof phase* when the proof of optimality must be performed,

it seems to us that focusing only on proof from the start is not necessarily the right approach, especially with the new advances made in search (notably, solution saving and the three complementary conflict-based heuristics). For the descent phase, the search as performed in a classical CP solver remains extremely competitive (as shown by ACE-mix).

Executing ACE. With the right classpath (after having cloned the code from Github), you can run the solver on any XCSP³ [5, 1, 4] instance (file) by executing:

```
java ace <xcsp3_file> [options]
```

with:

- `<xcsp3_file>`: an XCSP³ file representing a CSP or COP instance
- `[options]`: possible options to be used when running the solver

Of course, for generating XCSP³ instances, just write and compile models with the Python library `PyCSP3` [18]; see <http://pycsp.org/>.

Licence. ACE is licensed under the [MIT License](#)

Code. ACE code is available

- on Github: <https://github.com/xcsp3team/ace>

Acknowledgements

This work has benefited from the support of the National Research Agency under France 2030, MAIA Project ANR-22-EXES-0009.

References

- [1] G. Audemard, F. Boussemart, C. Lecoutre, C. Piette, and O. Roussel. XCSP3 and its ecosystem. *Constraints*, 25(1-2):47–69, February 2020. Springer.
- [2] G. Audemard, C. Lecoutre, and C. Prud’Homme. Guiding backtrack search by tracking variables during constraint propagation. In *Proceedings of CP’23*, pages 9:1–9–7, 2023.
- [3] F. Boussemart, F. Hemery, C. Lecoutre, and L. Sais. Boosting systematic search by weighting constraints. In *Proceedings of ECAI’04*, pages 146–150, 2004.
- [4] F. Boussemart, C. Lecoutre, G. Audemard, and C. Piette. XCSP3: an integrated format for benchmarking combinatorial constrained problems. Technical Report arXiv:1611.03398, CoRR, 2016. <https://arxiv.org/abs/1611.03398>.
- [5] F. Boussemart, C. Lecoutre, G. Audemard, and C. Piette. XCSP3-core: A format for representing constraint satisfaction/optimization problems. Technical Report arXiv:2009.00514, CoRR, 2020. <https://arxiv.org/abs/2009.00514>.
- [6] J. Demeulenaere, R. Hartert, C. Lecoutre, G. Perez, L. Perron, J.-C. Régin, and P. Schaus. Compact-Table: efficiently filtering table constraints with reversible sparse bit-sets. In *Proceedings of CP’16*, pages 207–223, 2016.
- [7] E. Demirovic, G. Chu, and P. Stuckey. Solution-based phase saving for CP: A value-selection heuristic to simulate local search behavior in complete solvers. In *Proceedings of CP’18*, pages 99–108, 2018.
- [8] J.-G. Fages and C. Prud’homme. Making the first solution good! In *Proceedings of ICTAI’17*, pages 1073–1077, 2017.
- [9] C. Gomes, B. Selman, N. Crato, and H. Kautz. Heavy-tailed phenomena in satisfiability and constraint satisfaction problems. *Journal of Automated Reasoning*, 24:67–100, 2000.
- [10] D. Habet and C. Terrioux. Conflict history based search for constraint satisfaction problem. In *Proceedings of SAC’19*, pages 1117–1122, 2019.
- [11] D. E. Knuth. Dancing links. In *Millennial Perspectives in Computer Science: Proceedings of the 1999 Oxford-Microsoft Symposium in Honour of Sir Tony Hoare*, pages 187–214, 2000. <https://arxiv.org/pdf/cs/0011047>.
- [12] D. E. Knuth. *Dancing Links, Section 7.2.2.1 of Volume 4B of the Art of Computer Programming*. Addison-Wesley, October 2022.

- [13] C. Lecoutre. STR2: Optimized simple tabular reduction for table constraints. *Constraints*, 16(4):341–371, 2011.
- [14] C. Lecoutre and F. Hemery. A study of residual supports in arc consistency. In *Proceedings of IJCAI'07*, pages 125–130, 2007.
- [15] C. Lecoutre, C. Likitvivanavong, and R. Yap. STR3: A path-optimal filtering algorithm for table constraints. *Artificial Intelligence*, 220:1–27, 2015.
- [16] C. Lecoutre, L. Sais, S. Tabary, and V. Vidal. Recording and minimizing nogoods from restarts. *Journal on Satisfiability, Boolean Modeling and Computation (JSAT)*, 1:147–167, 2007.
- [17] C. Lecoutre, L. Sais, S. Tabary, and V. Vidal. Reasoning from last conflict(s) in constraint programming. *Artificial Intelligence*, 173(18):1592–1614, 2009.
- [18] C. Lecoutre and N. Szczepanski. PyCSP³: Modeling combinatorial constrained problems in Python. Technical Report arXiv:2009.00326, CoRR, 2020. <https://arxiv.org/abs/2009.00326>.
- [19] C. Lecoutre and R. Szymanek. Generalized arc consistency for positive table constraints. In *Proceedings of CP'06*, pages 284–298, 2006.
- [20] C. Lecoutre and J. Vion. Enforcing arc consistency using bitwise operations. *Constraint Programming Letters*, 2:21–35, 2008.
- [21] O. Lhomme and J.-C. Régin. A fast arc consistency algorithm for n-ary constraints. In *Proceedings of AAAI'05*, pages 405–410, 2005.
- [22] Hongbo Li, Minghao Yin, and Zhanshan Li. Failure based variable ordering heuristics for solving CSPs. In *Proceedings of CP'21*, pages 9:1–9:10, 2021.
- [23] A.K. Mackworth. Consistency in networks of relations. *Artificial Intelligence*, 8(1):99–118, 1977.
- [24] J.-B. Mairy, Y. Deville, and C. Lecoutre. The smart table constraint. In *Proceedings of CPAIOR'15*, pages 271–287, 2015.
- [25] P. Stuckey. Those who cannot remember the past are condemned to repeat it. In *Proceedings of CP'13*, pages 5–6, 2013. <https://www.youtube.com/watch?v=lxICHRFNgn0>.
- [26] J.R. Ullmann. Partition search for non-binary constraint satisfaction. *Information Science*, 177:3639–3678, 2007.
- [27] H. Verhaeghe, C. Lecoutre, and P. Schaus. Extending Compact-Table to negative and short tables. In *Proceedings of AAAI'17*, pages 3951–3957, 2017.
- [28] J. Vion and S. Piechowiak. Une simple heuristique pour rapprocher DFS et LNS pour les COP. In *Proceedings of JFPC'17*, pages 39–45, 2017.
- [29] H. Watez, C. Lecoutre, A. Paparrizou, and S. Tabary. Refining constraint weighting. In *Proceedings of ICTAI'19*, pages 71–77, 2019.

BTD and miniBTD

A Tree-decomposition based Approach

Mohamed Sami Cherif¹ Djamal Habet² Philippe Jégou²
Hélène Kanso³ Cyril Terrioux²

¹ Laboratoire MIS UR 4290, Université de Picardie Jules Verne, Amiens, France
sami.cherif@u-picardie.fr

² Aix Marseille Univ, CNRS, LIS, Marseille, France
{firstname.name}@univ-amu.fr

³ Effat University, Jeddah, Saudi Arabia
hkanso@effatuniversity.edu.sa

(mini)BTD (Backtracking on Tree-Decomposition) is an open-source constraint solver which exploits the structure of CSP instances thanks to the notion of tree-decomposition [5]. It is written in C++ and implements the algorithm BTD-MAC+RST+Merge [3].

For the competition, we have made the following choices:

- The variable heuristic relies on Last Conflict [4] combined with a multi-armed bandit with 9 arms [1]. The i -th arm is based on CHS (for Conflict History Search [2]) with $\alpha = 0.1 * i$ and $\delta = 10^{-4}$. Note that the variable heuristic is only exploited for ordering the variables inside a cluster.
- *lexico* is used as value ordering heuristic.
- Generalized arc-consistency is enforced by a propagation-based system exploiting events.
- (mini)BTD relies on restarts performed according to a geometric restart policy based on the number of conflicts with an initial cutoff set to 50 and an increasing factor set to 1.05,
- The tree-decomposition is computed thanks to the heuristic H₅-TD-WT [3].
- The first root cluster is the cluster having the maximum ratio number of constraints to its size minus one and then, at each restart, the selected root cluster is one which maximizes the sum of the weights of the constraints whose scope intersects the cluster.

(mini)BTD is able to handle all the constraints used in the competition.

Licence. (mini)BTD is licensed under the [MIT License](#).

Code. The source code is available on Github: <https://github.com/Terrioux/BTD-RBO>.

Command line. (mini)BTD can be launched thanks to the following command line:

```
SOLVER TIMELIMIT BENCHNAME
```

where:

- SOLVER is the path to the executable BTM or miniBTM,
- TIMELIMIT is the number of seconds allowed for solving the instance,
- BENCHNAME is the name of the XML file representing the instance we want to solve.

References

- [1] M. S. Cherif, D. Habet, and C. Terrioux. On the Refinement of Conflict History Search Through Multi-Armed Bandit. In *Proceedings of 32nd IEEE International Conference on Tools with Artificial Intelligence (ICTAI)*, pages 264–271. IEEE, 2020.
- [2] D. Habet and C. Terrioux. Conflict History Based Heuristic for Constraint Satisfaction Problem Solving. *J. Heuristics*, 27(6):951–990, 2021.
- [3] P. Jégou, H. Kanso, and C. Terrioux. Towards a Dynamic Decomposition of CSPs with Separators of Bounded Size. In *Proceedings of the 22nd International Conference on Principles and Practice of Constraint Programming (CP)*, pages 298–315, 2016.
- [4] C. Lecoutre, L. Sais, S. Bastien Tabary, and V. Vidal. Reasoning from last conflict(s) in constraint programming. *Artif. Intell.*, 173(18):1592–1614, 2009.
- [5] N. Robertson and P.D. Seymour. Graph minors II: Algorithmic aspects of treewidth. *Algorithms*, 7:309–322, 1986.

Choco solver
a free open-source Java library for CP



Charles Prud'homme
LS2N, IMT-Atlantique,
Nantes, France,
charles.prudhomme@imt-atlantique.fr

Version 4.10.15 – September, 2024

Choco solver already has a long history : the first line of code was written in 1999 [11]. Since then, the code has been frequently re-engineered and released, up to version 4.0.8, the last current released [12]. It contains numerous variables, many (global) constraints and search procedures, to provide wide modeling perspectives. **Choco solver** is used by the academy for teaching and research and by the industry to solve real-world problems, such as program verification, data center management, timetabling, scheduling and routing. Additionally, the software offers a number of valuable supplementary features, including an extension for handling graph variables and parsers compatible with XCSP3 and FlatZinc.

1 A Modeling API

Choco solver comes with the commonly used types of variables: integer variables with either bounded domain or enumerated one, Boolean variables, set

variables and graph variables. Views [13] but also arithmetical, relational and logical expressions are supported.

Up to 100 constraints –and more than 150 propagators– are provided : from classic ones, such as arithmetical constraints, to must-have global constraints, such as ALLDIFFERENT or CUMULATIVE, and include less common even though useful ones, such as TREE. One can pick some existing propagators to compose a new constraint or create its own one in a straightforward way by implementing a filtering algorithm and a satisfaction checker.

The library also supports native real variables and constraints and relies on Ixex [3] to solve the continuous part of the problem [4].

2 Resolution Toolbox

Choco solver has been carefully designed to offer wide range of resolution configurations and good resolution performances. Backtrackable primitives and structures are based on trailing. The propagation engine deals with seven priority levels and manage either fine or coarse grain events which enables to get efficient incremental constraint propagators.

Although the default search algorithm is in-depth, the *Propagate*, *Learn* and *Move* components from [8] make it easy to move to LNS [14], LDS [7] or DDS [16] The search process can also be greatly improved by various built-in search strategies such as Dom/WDeg [2] and CACD variant [17], PickOn-Dom [1], ABS [10], Failure-based searches [9], BIVS [5], first-fail [6], etc., and by creating a problem-adapted search strategy. Furthermore, we are currently developing a SAT solver hybrid [15].

One can solve a problem in many ways : checking satisfaction, finding one or all solutions, optimizing one or more objectives and solving on one or more thread, or simply propagating. The search process itself is observable and extensible.

3 The code and the dev team

Structurally, **Choco solver** is made of 573 Java classes which represents roughly 53k source code lines. The source code is hosted on [GitHub](#) under a [BSD 4-clause licence](#). The project is mainly developed and maintained by [Charles Prud'homme](#) and [Jean-Guillaume Fages](#), they can count on [attentive contributors](#). [Tutorials](#), [Javadoc](#) and a [user guide](#) can be referred to, as long as a [Google group](#).

References

- [1] Gilles Audemard, Christophe Lecoutre, and Charles Prud'homme. Guiding Backtrack Search by Tracking Variables During Constraint Propagation. In Roland H. C. Yap, editor, *29th International Conference on Principles and*

- Practice of Constraint Programming (CP 2023)*, volume 280 of *Leibniz International Proceedings in Informatics (LIPIcs)*, pages 9:1–9:17, Dagstuhl, Germany, 2023. Schloss Dagstuhl – Leibniz-Zentrum für Informatik.
- [2] Frédéric Boussemart, Fred Hemery, Christophe Lecoutre, and Lakhdar Sais. Boosting systematic search by weighting constraints. In *Proceedings of the 16th European Conference on Artificial Intelligence, ECAI'2004, including Prestigious Applicants of Intelligent Systems, PAIS 2004, Valencia, Spain, August 22-27, 2004*, pages 146–150, 2004.
 - [3] Gilles Chabert. Ibex 2.2.0, June 2017.
 - [4] Jean-Guillaume Fages, Gilles Chabert, and Charles Prud'Homme. Combining finite and continuous solvers Towards a simpler solver maintenance. In *The 19th International Conference on Principles and Practice of Constraint Programming*, page TRICS'13 Workshop: Techniques for Implementing Constraint programming Systems, Uppsala, Sweden, September 2013.
 - [5] Jean-Guillaume Fages and Charles Prud'Homme. Making the first solution good! In *ICTAI 2017 29th IEEE International Conference on Tools with Artificial Intelligence*, Boston, MA, United States, November 2017.
 - [6] Robert M. Haralick and Gordon L. Elliott. Increasing tree search efficiency for constraint satisfaction problems. In *Proceedings of the 6th International Joint Conference on Artificial Intelligence - Volume 1, IJCAI'79*, pages 356–364, San Francisco, CA, USA, 1979. Morgan Kaufmann Publishers Inc.
 - [7] William D. Harvey and Matthew L. Ginsberg. Limited discrepancy search. In *Proceedings of the 14th International Joint Conference on Artificial Intelligence - Volume 1, IJCAI'95*, pages 607–613, San Francisco, CA, USA, 1995. Morgan Kaufmann Publishers Inc.
 - [8] Narendra Jussien and Olivier Lhomme. Unifying search algorithms for csp. Research report RR0203, EMN, 2002.
 - [9] Hongbo Li, Minghao Yin, and Zhanshan Li. Failure based variable ordering heuristics for solving csps (short paper). In Laurent D. Michel, editor, *27th International Conference on Principles and Practice of Constraint Programming, CP 2021, Montpellier, France (Virtual Conference), October 25-29, 2021*, volume 210 of *LIPIcs*, pages 9:1–9:10. Schloss Dagstuhl - Leibniz-Zentrum für Informatik, 2021.
 - [10] Laurent Michel and Pascal Van Hentenryck. Activity-based search for black-box constraint programming solvers. In Nicolas Beldiceanu, Narendra Jussien, and Éric Pinson, editors, *Integration of AI and OR Techniques in Constraint Programming for Combinatorial Optimization Problems*, pages 228–243, Berlin, Heidelberg, 2012. Springer Berlin Heidelberg.

- [11] François Laburthe. Choco: implementing a cp kernel. In *Proceedings of Techniques for Implementing Constraint programming Systems (TRICS'00)*, pages 118–133, 2000.
- [12] Charles Prud'homme, Jean-Guillaume Fages, and Xavier Lorca. *Choco Documentation*. TASC, LS2N CNRS UMR 6241, COSLING S.A.S., 2017.
- [13] Christian Schulte and Guido Tack. Views and iterators for generic constraint implementations. In Peter van Beek, editor, *Principles and Practice of Constraint Programming - CP 2005, 11th International Conference, CP 2005, Sitges, Spain, October 1-5, 2005, Proceedings*, volume 3709 of *Lecture Notes in Computer Science*, pages 817–821. Springer, 2005.
- [14] Paul Shaw. Using constraint programming and local search methods to solve vehicle routing problems. In Michael J. Maher and Jean-Francois Puget, editors, *Principles and Practice of Constraint Programming - CP98, 4th International Conference, Pisa, Italy, October 26-30, 1998, Proceedings*, volume 1520 of *Lecture Notes in Computer Science*, pages 417–431. Springer, 1998.
- [15] Peter J. Stuckey. Lazy clause generation: Combining the power of sat and cp (and mip?) solving. In Andrea Lodi, Michela Milano, and Paolo Toth, editors, *Integration of AI and OR Techniques in Constraint Programming for Combinatorial Optimization Problems*, pages 5–9, Berlin, Heidelberg, 2010. Springer Berlin Heidelberg.
- [16] Toby Walsh. Depth-bounded discrepancy search. In *In Proceedings of IJCAI-97*, pages 1388–1393, 1997.
- [17] Hugues Watez, Christophe Lecoutre, Anastasia Paparrizou, and Sébastien Tabary. Refining constraint weighting. In *31st IEEE International Conference on Tools with Artificial Intelligence, ICTAI 2019, Portland, OR, USA, November 4-6, 2019*, pages 71–77. IEEE, 2019.

CoSoCo 2.4

XCSP3 Competition 2024

Gilles Audemard

CRIL-CNRS, UMR 8188
Université d'Artois, F-62307 Lens France
audemard@cril.fr

CoSoCo is a constraint solver written in C++. The main goal is to build a simple, but efficient constraint solver. Indeed, the main part of the solver contains less than 4,000 lines of code (including headers). CoSoCo is available on [github](https://github.com). CoSoCo recognizes XCSP3 [4] by using the C++ parser that can be downloaded at <https://github.com/xcsp3team/XCSP3-CPP-Parser>. It can deal with all XCSP3 Core constraints. The part related to all constraint propagators contains around 6,000 lines of codes (including headers). This is the sixth participation of CoSoCo to XCSP competitions.

CoSoCo performs backtrack search, enforcing (generalized) arc consistency at each node (when possible). The main components are :

- *lexico* as value ordering heuristic;
- *lc(1)*, last-conflict reasoning with a collecting parameter k set to 1, as described in [6];
- a variable-oriented propagation scheme [8], where a queue Q records all variables with recently reduced domains (see Chapter 4 in [5]).
- The solution saving technique [9].

This year new additional features are embedded:

- New primitive propagators for intensional constraints.
- Decomposition of intensional constraints using reification.
- new constraints are embedded (BinPacking, special cumulative).
- The inner/outer restart strategy [2].
- A round robin selection of heuristics using *wdeg* [3], *pick* [1] and *frba* [7].

This year CoSoCo comes with 2 modes per track. The different options used are defined below (in bold, you can see which version obtained the best results).

- COP and Mini COP
 - **default**: `-restarts=io -var=robin`
 - **v2**: `-restarts=io -var=robin -lc=2`
- Fast COP
 - **default**: `-restarts=io -var=robin`
 - **v2**: no options
- CSP and Mini CSP
 - **default**: `-restarts=io -stick=1`
 - **v2**: `-stick=1 -lc=2`

Acknowledgements

This work would not have taken place without Christophe Lecoutre. I would like to thank him very warmly for his support.

References

1. Gilles Audemard, Christophe Lecoutre, and Charles Prud'homme. Guiding back-track search by tracking variables during constraint propagation. In *CP*, pages 1–17, 2023.
2. Armin Biere. Adaptive restart strategies for conflict driven sat solvers. In *SAT*, pages 28–33, 2008.
3. F. Boussemart, F. Hemery, C. Lecoutre, and L. Sais. Boosting systematic search by weighting constraints. In *Proceedings of ECAI'04*, pages 146–150, 2004.
4. F. Boussemart, C. Lecoutre, and C. Piette. XCSP3: an integrated format for benchmarking combinatorial constrained problems. *CoRR*, abs/1611.03398, 2016.
5. C. Lecoutre. *Constraint networks: techniques and algorithms*. ISTE/Wiley, 2009.
6. C. Lecoutre, L. Sais, S. Tabary, and V. Vidal. Reasoning from last conflict(s) in constraint programming. *Artificial Intelligence*, 173(18):1592–1614, 2009.
7. H. Li, M. Yin, and Z. Li. Failure based variable ordering heuristics for solving CSPs. In *Proceedings of CP'21*, 2021.
8. J.J. McGregor. Relational consistency algorithms and their application in finding subgraph and graph isomorphisms. *Information Sciences*, 19:229–250, 1979.
9. J. Vion and S. Piechowiak. Une simple heuristique pour rapprocher DFS et LNS pour les COP. In *Proceedings of JFPC'17*, pages 39–45, 2017.

CPMpy_* submissions to the XCSP³ competition

Tias Guns¹, Wout Vanroose¹, Thomas Sergeys¹, Ignace Bleukx¹, Jo Devriendt²,
Dimos Tsouros¹, and Hélène Verhaeghe¹

¹Department of Computer Science, KU Leuven, Belgium
{*tias.guns, wout.vanroose, thomas.sergeys, ignace.bleukx, dimos.tsouros,*
helene.verhaeghe}@kuleuven.be

²Nonfiction Software, Belgium
jo.devriendt@nonfictionsoftware.com

CPMpy [4] is an open-source Python library for modeling combinatorial (optimisation) problems. For this competition, we use CPMpy as a middleware that translates XCSP³ input to 6 solvers: LCG CP solvers OR-Tools CP-SAT, Chuffed (via MiniZinc); Classic CP solver Gecode (via MiniZinc); SMT solver Z3; ILP solver Gurobi and pseudo-Boolean solver Exact. The purpose is to widen the range of solving technologies evaluated in the competition, while reusing and stress-testing the transformation capabilities of CPMpy. It should be noted that the use of CPMpy as a middleware can add additional overhead and complicates sigterm handling which can impact the performance of the underlying solvers.

License : CPMpy is licensed under the [Apache-2.0 license](#)

Code : CPMpy's code is available on GitHub: <https://github.com/CPMpy/cpmpy>

Acknowledgement : This research received funding from the European Research Council (ERC) under the European Union's Horizon 2020 research and innovation program (Grant No. 101002802, CHAT-Opt) and Proof of Concept (POC) grant (Grant No.101158376, PO-CPMpy).

Architecture

A simplified overview of the architecture submitted to the competition can be seen in Fig. 1. The grey parts are specific to the XCSP³ competition, the rest is the standard CPMpy architecture (model in green, transformations in blue, solvers in yellow).

We are very grateful to the PyCSP³ developers for developing a new and extensively tested Python **parser**¹. We used the latter's callback mechanism to create a standard CPMpy model on the fly. We did have to extend our set of supported global constraints and decompositions considerably (see below).

CPMpy has a modular collection of **transformations**, that aims to rewrite as little of the original problem formulation as possible. For example, it will not flatten expressions for systems that accept nested expressions (CP languages and SMT solvers), instead decomposing only the non-supported constraints in the expression trees.

We hence call *solve* on the model with the intended solver as argument, which will transform the expressions as needed, post them to the Python API of the underlying solver and call that solver. Our XCSP³ binary will collect the solver status when finished and print the required XCSP³ specific **output**.

Solvers

CPMpy can translate to the Python API of many different solvers spanning CP, MIP, SMT, pseudo-Boolean and SAT techniques. These translation algorithms are well-tested using fuzz testing techniques [9]. Our CPMpy submissions bundle the following solvers:

¹<https://github.com/xcsp3team/PyCSP3/tree/master/parser>

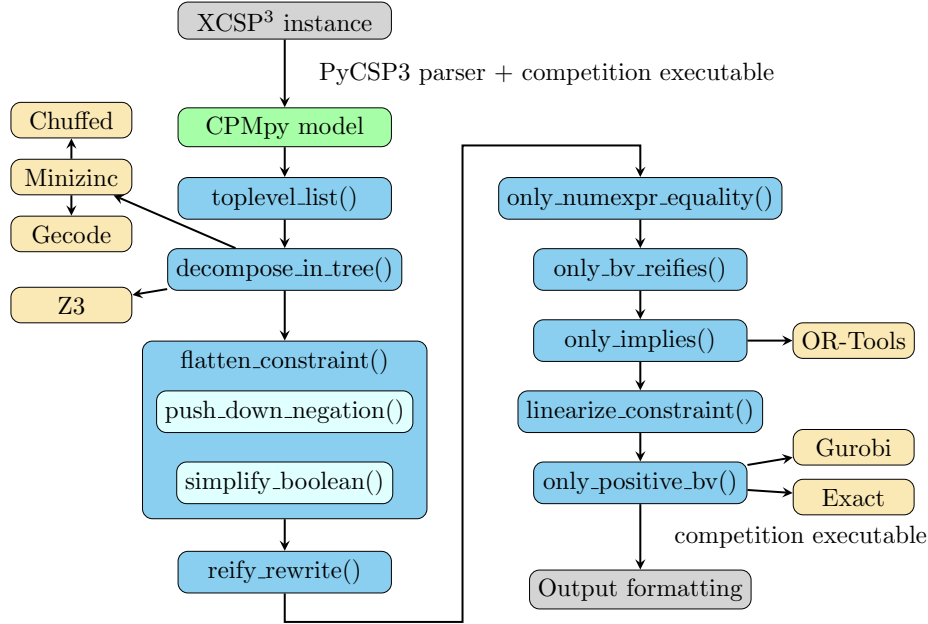


Figure 1: Overview of CPMpy’s transformation pipeline

- `cpmpy_ortools` [7] (version: 9.10.4067) The default solver in CPMpy, it is a lazy clause generation CP solver. It supports parallel search too.
- `cpmpy_mnz_chuffed` [1] (version: 0.13.3 (Chuffed) & 2.8.5 (MiniZinc)) Another well-known lazy clause generation solver. It does not have a Python interface, but is bundled with the MiniZinc [6] distribution (‘minizinc’ Python package).
- `cpmpy_mnz_gecode` [8] (version: 6.3.0 (Gecode) & 2.8.5 (MiniZinc)) A well-known classical CP solver that is also bundled with MiniZinc [6].
- `cpmpy_z3` [2] (version: 4.13.0.0) A versatile SMT theorem prover with an accessible Python API. We also use its optimisation capabilities for optimisation problems.
- `cpmpy_gurobi` [5] (version: 11.0.2) A commercial and high performance mixed integer programming solver.
- `cpmpy_exact` [3] (version: 2.1.0) A pseudo-Boolean solver using cutting-plane conflict analysis. Its API also accepts (reified) integer constraints, internally encoding to pseudo-Boolean constraints.

We did not significantly contribute to the development of any of these solvers, with the exception of the Exact solver, and are grateful to the solver developers for making their technology available.

All submissions have been entered in the following competition tracks: CSP sequential, COP sequential (30’), mini CSP, and mini COP. Only `cpmpy_ortools` has been additionally entered in COP parallel.

Technical Details

Global constraints We added 24 new global constraints from the [XCSP³-core specification](#) that were missing in CPMpy. Some very specific ones will not be added to the main branch.

Overhead We improved the efficiency of our transformations, though there is room for more improvements, especially in *linearize*. We also observed bottlenecks in the PyCSP3 parser for large table constraints, in the OR-Tools type checker when posting large table constraints and in the Z3 Python API.

In-thread execution our XCSP³ executable runs the solver in the same thread, receiving control back only when the solver stops. This means that our executable cannot report on intermediate solutions during optimisation. It also means we can not gracefully handle a SIGTERM when going over the time limit. We hence call each solver with 5 seconds less than the time limit, to compensate for its timing measurement error.

References

- [1] Geoffrey Chu, Peter J Stuckey, Andreas Schutt, Thorsten Ehlers, Graeme Gange, and Kathryn Francis. Chuffed, a lazy clause generation solver. URL: <https://github.com/chuffed/chuffed>, 2018.
- [2] Leonardo De Moura and Nikolaj Bjørner. Z3: An efficient smt solver. In *International conference on Tools and Algorithms for the Construction and Analysis of Systems*, pages 337–340. Springer, 2008.
- [3] Jan Elffers and Jakob Nordström. Divide and conquer: Towards faster pseudo-boolean solving. In *IJCAI*, volume 18, pages 1291–1299, 2018. URL: <https://gitlab.com/JoD/exact>.
- [4] Tias Guns. Increasing modeling language convenience with a universal n-dimensional array, cppy as python-embedded example. In *Proceedings of the 18th workshop on Constraint Modelling and Reformulation at CP (Modref 2019)*, volume 19, 2019.
- [5] Gurobi Optimization, LLC. Gurobi Optimizer Reference Manual, 2023. URL: <https://www.gurobi.com>.
- [6] Nicholas Nethercote, Peter J Stuckey, Ralph Becket, Sebastian Brand, Gregory J Duck, and Guido Tack. Minizinc: Towards a standard cp modelling language. In *International Conference on Principles and Practice of Constraint Programming*, pages 529–543. Springer, 2007.
- [7] Laurent Perron and Frédéric Didier. Cp-sat. URL: https://developers.google.com/optimization/cp/cp_solver/.
- [8] Christian Schulte, Mikael Lagerkvist, and Guido Tack. Gecode. *Software download and online material at the website: http://www.gecode.org*, pages 11–13, 2006.
- [9] Wout Vanroose, Ignace Bleukx, Jo Devriendt, Dimos Tsouros, H el ene Verhaeghe, and Tias Guns. Mutational fuzz testing for constraint modeling systems. In *Principles and Practice of Constraint Programming - CP 2024, 30th International Conference, CP 2024, Girona, Spain, September 2-6, 2024, Proceedings*, 2024.

Exchequer

Solving XCSP3 problems using `xcsp2c` and CBMC

Martin Mariusz Lester
Department of Computer Science
University of Reading
United Kingdom
m.lester@reading.ac.uk

Version 1.2.0 – June 11, 2024

Exchequer is a solver for constraint satisfaction and optimisation problems expressed in the XCSP3-Core format. This version is submitted to the Mini Solver tracks of the XCSP3 Competition 2024. Thus only a subset of XCSP3-Core is supported.

The solver works by translating an XCSP3 instance into a C program, which violates an assertion only if the values of the variables in the program give a solution to the instance. Then it uses the bounded model-checker CBMC [2] to attempt to verify absence of assertion violations. If CBMC finds an assertion violation, it reports back a counterexample trace, which Exchequer turns into an instance solution. If it finds no assertion violation, Exchequer reports that the instance is unsatisfiable.

Despite the naive approach, Exchequer 1.0.1 won the Mini CSP track in the XCSP3 Competition 2022. We attributed this to two main factors. Firstly, the version of CBMC we used was built with CaDiCaL as the integrated SAT solver; this is much faster on harder problems than the default solver MiniSat. Secondly, we contributed the *Crypto* benchmark set, which encodes the problem of breaking a stream cipher. These instances were produced by taking a low-level SAT encoding and translating it back into the intermediate level XCSP3 format. The resulting encoding is fairly easy for any SAT-based solver to handle, but not necessarily for solvers based on other techniques.

Building on this success, Exchequer 1.1.0, included the latest version of CBMC and an updated SAT solver, as well as a few bugfixes and other tweaks.

Exchequer 1.2.0 differs only in that includes another update to CBMC and the SAT solver. After benchmarking, we adopted Kissat 3.1.1 [1]. This performed slightly better than the SAT Competition 2023 winner, SBVA-CaDiCaL, on our benchmark set.

Otherwise, Exchequer has the same limitations as before. It struggles with large **extension** constraints used as a template. For larger problems, CBMC spends most of its time generating the SAT instance, not running the SAT solver.

For a more in-depth examination of the effectiveness of using C and CBMC for modelling and solving constraint problems, see our work on the CoPTIC constraint programming system [3].

Implementation details. Exchequer is implemented as two Perl scripts: `xcsp2c.pl` [4] performs the translation, while `exchequer.pl` is a wrapper that calls `xcsp2c.pl` and CBMC. Exchequer also uses XCSP3 Tools to validate solutions before returning them.

For constraint optimisation (COP) problems, Exchequer simply calls CBMC repeatedly, trying to find a solution incrementally better than the previous one each time. When a better solution cannot be found, we know this is the optimum. The actual value of the objective for each solution is calculated using XCSP3 Tools.

Usage. Download from <https://gitlab.act.reading.ac.uk/ta918887/exchequer> and run:

```
perl DIR/tool/exchequer.pl --tmpdir=TMPDIR BENCHNAME
```

where:

- DIR is the extracted release archive directory;
- BENCHNAME is the XML file encoding the XCSP3 instance;
- TMPDIR is the optional temporary directory to use.

If no temporary directory is given, Exchequer will use the directory containing the instance. In any case, it will write the following files:

- a `.c` file encoding the instance;
- a `.log` file recording the output from CBMC;
- a `.sol.xml` file containing the solution.

For optimisation problems, it will write multiple `.log` and `.sol.xml` files.

Licence. Exchequer, Kissat and XCSP3 Tools are distributed under the MIT License. CBMC is distributed under a BSD-style 4-clause licence.

References

- [1] Armin Biere and Mathias Fleury. Gimsatul, IsaSAT and Kissat entering the SAT Competition 2022. In *Proc. of SAT Competition 2022*. <http://hdl.handle.net/10138/359079>.
- [2] Edmund M. Clarke, Daniel Kroening, and Flavio Lerda. A tool for checking ANSI-C programs. In *TACAS 2004*. https://doi.org/10.1007/978-3-540-24730-2_15.
- [3] Martin Mariusz Lester. CoPTIC: Constraint programming translated into C. In *TACAS 2023*. https://doi.org/10.1007/978-3-031-30820-8_13.
- [4] Martin Mariusz Lester. Solving XCSP3 constraint problems using tools from software verification. In *ModRef*, 2022. https://modref.github.io/papers/ModRef2022_SolvingXCSP3ConstraintProblemsUsingToolsFromSoftwareVerification.pdf.

Fun-sCOP

XCSP3 Competition 2024

Takehide Soh¹, Daniel Le Berre², Hidetomo Nabeshima³, Mutsunori Banbara⁴,
and Naoyuki Tamura¹

¹ Kobe University, Japan, {soh@lion.,tamura@}kobe-u.ac.jp

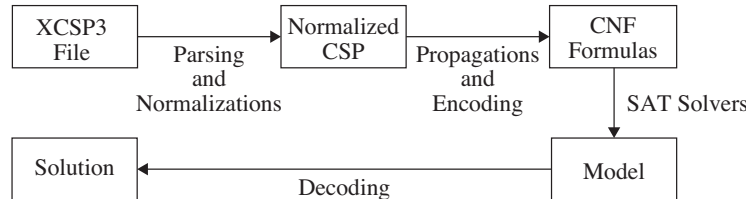
² CRIL-CNRS, Université d'Artois, France, leberre@cril.fr

³ University of Yamanashi, Japan, nabesima@yamanashi.ac.jp

⁴ Nagoya University, Japan, banbara@nagoya-u.jp

1 Overview

Fun-sCOP is a SAT-based constraint programming system written in Scala, which aims to be a re-implementation of Sugar [4] written in Java. Compared to the previous version named scop, Fun-sCOP equips the hybrid encoding integrating the order and log encodings [3]. The following figure shows the framework of Fun-sCOP. We explain each part of this framework in the remaining of this paper.



2 Parsing and Normalizations

Parsing is done by using the official tool XCSP3-Java-Tools⁵. Fun-sCOP accepts constraints in the XCSP3-core language⁶.

Normalizations are executed as follows:

- Global Constraints are decomposed into intensional constraints. We use extra pigeon hole constraints [4] for alldifferent constraints.
- Extensional constraints are translated into intensional constraints by using a variant of multi-valued decision diagrams. This is a difference to ones in Sugar.
- Intensional Constraints are normalized to be in the form of a conjunction of disjunctions of linear comparisons $\sum_i a_i x_i \geq k$ where a_i 's are integer coefficients, x_i 's are integer variables and k is an integer constant. Tseitin transformation is used to avoid the combinatorial explosion.

⁵ <https://github.com/xcsp3team/XCSP3-Java-Tools>

⁶ <http://www.xcsp.org/specifications>

3 Propagations and Encoding Methods

Constraint propagations are executed to the normalized CSP (clausal CSP, i.e., in the form of CNF over linear comparisons $\sum_i a_i x_i \geq k$) to remove redundant values, variables, and linear comparisons. It is done by using an AC3 like algorithm.

Hybrid Encoding [3] is used as the encoding method. It is an integration of the order [6, 5] and log encodings without channeling constraints. In the hybrid encoding, each variable is encoded by either the order encoding or the log encoding, and each constraint is encoded according to its variables' encoding. The degree of hybridization can be controlled by classifying the order-encoded and log-encoded variables. Fun-sCOP uses the criterion domain product to classify variables, as in [3].

4 SAT Solvers

After encoding, we invoke two SAT solvers: Kissat [2] and CaDiCaL [1]. Both solvers showed good performance in the recent SAT competition.

5 Availability

The software is available at <https://tsoh.org/fun-scop/>.

References

1. Biere, A., Fazekas, K., Fleury, M., Heisinger, M.: CaDiCaL, Kissat, Paracooba, Plingeling and Treengeling entering the SAT Competition 2020. In: Balyo, T., Froleyks, N., Heule, M., Iser, M., Järvisalo, M., Suda, M. (eds.) Proc. of SAT Competition 2020 – Solver and Benchmark Descriptions. Department of Computer Science Report Series B, vol. B-2020-1, pp. 51–53. University of Helsinki (2020)
2. Biere, A., Fleury, M.: Gimsatul, IsaSAT and Kissat entering the SAT Competition 2022. In: Balyo, T., Heule, M., Iser, M., Järvisalo, M., Suda, M. (eds.) Proc. of SAT Competition 2022 – Solver and Benchmark Descriptions. Department of Computer Science Series of Publications B, vol. B-2022-1, pp. 10–11. University of Helsinki (2022)
3. Soh, T., Banbara, M., Tamura, N.: Proposal and evaluation of hybrid encoding of CSP to SAT integrating order and log encodings. *International Journal on Artificial Intelligence Tools* 26(1), 1–29 (2017), <http://dx.doi.org/10.1142/S0218213017600053>
4. Tamura, N., Banbara, M.: Sugar: a CSP to SAT translator based on order encoding. In: Proceedings of the 2nd International CSP Solver Competition. pp. 65–69 (2008)
5. Tamura, N., Banbara, M., Soh, T.: PBSugar: Compiling pseudo-boolean constraints to SAT with order encoding. In: Proceedings of the 25th IEEE International Conference on Tools with Artificial Intelligence (ICTAI 2013). pp. 1020–1027 (Nov 2013)
6. Tamura, N., Taga, A., Kitagawa, S., Banbara, M.: Compiling finite linear CSP into SAT. *Constraints* 14(2), 254–272 (2009)

Nacre

Nogood And Clause Reasoning Engine

Gaël Glorian
France
gael.glorian@gmail.com

Version 1.0.6 – May, 2023

Nacre [3, 4] is a constraint solver written in C++. The main purpose of this solver is to experiment nogood recording (with a clause reasoning engine) in Constraint Programming (CP). In particular, the data structures of the solver have been carefully designed to play around nogoods and clauses.

Usage. You can compile and run **Nacre** using the following lines:

```
cd core && make -j  
  
./nacre_mini_release <xensp3_file> method [options]
```

with:

- <xensp3_file>: a xensp3 file representing a CSP instance
- method: the method to use for solving the CSP instance. Possible values are:
 - -complete: Simple complete search
 - -incng: Complete search with Increasing Nogoods [6]
 - -nld: Complete search with Negative last-decision nogoods [5]
 - -ca: Hybrid solving with conflict analysis, SAT-based lazy explanations [1, 2]
- [options]: possible options to be used when running the solver (e.g. `-l100` for Luby sequence where every terms is multiplied by 100 as restart policy; `-cm` for competition verbose mode)

Competition. **Nacre** is enlisted in the **Minitrack - CSP** ; line used for the competition:

```
./nacre_mini_release BENCHNAME -ca -l100 -cm
```

Licence. **Nacre** is licensed under the [GNU General Public License v3.0](#).

Code. **Nacre** code is available online at github.com/gglorian/Nacre¹.

¹New official **Nacre** repository, forked from [previous competition sources](#).

Acknowledgements

A part of this work has been supported by the project CPER DATA from the “Hauts-de-France” Region. A part of this work was supported by the KIWI project of the “Nouvelle-Aquitaine” Region.

References

- [1] Ian P. Gent, Ian Miguel, and Neil C. A. Moore. Lazy explanations for constraint propagators. In Manuel Carro and Ricardo Peña, editors, *Practical Aspects of Declarative Languages, 12th International Symposium, PADL 2010, Madrid, Spain, January 18-19, 2010. Proceedings*, volume 5937 of *Lecture Notes in Computer Science*, pages 217–233. Springer, 2010.
- [2] Gael Glorian. *Hybridation de techniques d'apprentissage de clauses en programmation par contraintes*. Theses, Université d'Artois, December 2019.
- [3] Gael Glorian. Nacre. In Christophe Lecoutre and Olivier Roussel, editors, *Proceedings of the 2018 XCSP3 Competition*, pages 85–85, 2019.
- [4] Gael Glorian, Jean-Marie Lagniez, and Christophe Lecoutre. NACRE - A nogood and clause reasoning engine. In Elvira Albert and Laura Kovács, editors, *LPAR 2020: 23rd International Conference on Logic for Programming, Artificial Intelligence and Reasoning, Alicante, Spain, May 22-27, 2020*, volume 73 of *EPiC Series in Computing*, pages 249–259. EasyChair, 2020.
- [5] Christophe Lecoutre, Lakhdar Sais, Sébastien Tabary, and Vincent Vidal. Recording and minimizing nogoods from restarts. *J. Satisf. Boolean Model. Comput.*, 1(3-4):147–167, 2007.
- [6] Jimmy H. M. Lee, Christian Schulte, and Zichen Zhu. Increasing nogoods in restart-based search. In Dale Schuurmans and Michael P. Wellman, editors, *Proceedings of the Thirtieth AAAI Conference on Artificial Intelligence, February 12-17, 2016, Phoenix, Arizona, USA*, pages 3426–3433. AAAI Press, 2016.

An XCSP3 Solver in Picat

Neng-Fa Zhou¹

CUNY Brooklyn College & Graduate Center

Abstract. This short paper gives an overview of the XCSP3 solver implemented in Picat. Picat provides several constraint modules, and the Picat XCSP3 solver uses the `sat` module. The XCSP3 solver mainly consists of a parser implemented in Picat, which converts constraints from XCSP3 format to Picat. The solver demonstrates the strengths of Picat, a logic-based language, in parsing, modeling, and encoding constraints into SAT. The high performance of the solver in recent XCSP competitions demonstrates the viability of using a SAT solver to solve general constraint satisfaction and optimization problems.

XCSP3

XCSP3 [1] is an XML-based domain specific language for describing constraint satisfaction and optimization problems (CSP). XCSP3 is positioned as an intermediate language for CSPs. It does not provide high-level constructs as seen in modeling languages. However, XCSP3 is significantly more complex than a canonical-form language, like FlatZinc [4]. A constraint can sometimes be described in either the standard format or simplified format. The advanced format, which is used by group and matrix constraints, allows more compact description of constraints.

Picat

Picat [11] is a simple, and yet powerful, logic-based multi-paradigm programming language. Picat is a Prolog-like rule-based language, in which predicates, functions, and actors are defined with pattern-matching rules. Picat incorporates many declarative language features for better productivity of software development, including explicit non-determinism, explicit unification, functions, list comprehensions, constraints, and tabling. Picat also provides imperative language constructs, such as assignments and loops, for programming everyday things. Picat provides facilities for solving combinatorial search problems, including a common interface with CP, SAT, MIP, and SMT solvers, tabling for dynamic programming, and a module for planning. Picat uses, in the XCSP3 solver, the SAT module, which generally performs better than the CP, MIP, and SMT modules on competition benchmarks.

Parsing

The availability of different formats in XCSP3 makes it a challenge to parse the XCSP3 language. A parser implemented in C++ by the XCSP3 designers has more than 10,000 lines of code. The entire Picat implementation of XCSP3 has about 2,000 lines of code, two-thirds of which is devoted to parsing and syntax-directed translation. As illustrated in the following example, Picat is well suited to parsing.

```
% E -> T E'
ex(Si,So) => term(Si,S1), ex_prime(S1,So).

% E' -> + T E' | - T E' | e
ex_prime(['+'|Si],So) =>
    term(Si,S1),
    ex_prime(S1,So).
ex_prime(['-'|Si],So) =>
    term(Si,S1),
    ex_prime(S1,So).
ex_prime(Si,So) => So = Si.
```

The parser follows the framework for translating context-free grammar into Prolog [5]: a non-terminal is encoded as a predicate that takes an input string (*Si*) and an output string (*So*), and when the predicate succeeds, the difference *Si-So* constitutes a string that matches the nonterminal. Unlike in Prolog, pattern-matching rules in Picat are fully indexed, which facilitates selecting right rules based on look-ahead tokens.

Modeling

It is well known that loops and list comprehensions are a necessity for modeling CSPs. The following Picat example illustrates the convenience of these language constructs for modeling.

```
post_constr(allDifferentMatrix(Matrix)) =>
    NRows = len(Matrix),
    NCols = len(Matrix[1]),
    foreach (I in 1..NRows)
        all_different(Matrix[I])
    end,
    foreach (J in 1..NCols)
        all_different([Matrix[I,J] : I in 1..NRows])
    end.
```

The `allDifferentMatrix(Matrix)` constraint takes a matrix that is represented as a two-dimensional array, and posts an `all_different` constraint for each row and each column of the matrix.

SAT Encoding

Picat adopts the log encoding [2] for domain variables. While log encoding had been perceived to be unsuited to arithmetic constraints due to its hindrance to propagation [3], we have shown that log encoding can be made competitive with optimizations [9]. There are hundreds of optimizations implemented in Picat, and they are described easily as pattern-matching rules in Picat. We have also shown that, with specialization, the binary adder encoding is not only compact, but

also generally more efficient than BDD encodings for PB constraints [10]. Picat adopts specialized decomposition algorithms for some of the global constraints, such as the circuit and reachability constraints [6–8]. In the latest versions, Picat pushes equivalence reasoning [9] by grouping not only equivalent variables but also their complement variables.

SAT Solving

Picat uses the kissat SAT solver.¹ For a satisfiability problem, Picat calls the SAT solver, and converts the SAT solution to a solution for the decision variables if the problem is satisfiable. For an optimization problem, Picat uses a branch-and-bound algorithm to find the best solution, and calls the SAT solver each time a domain bound of the objective variable is narrowed. The kissat generally outperforms the Maple solver, which is used in the Picat XCSP3 solver submitted to the 2019 competition.

References

1. Frederic Boussemart, Christophe Lecoutre, Gilles Audemard, and Cédric Piette. Xcsp3: An integrated format for benchmarking combinatorial constrained problems, 2016.
2. Kazuo Iwama and Shuichi Miyazaki. Sat-variable complexity of hard combinatorial problems. In Björn Pehrson and Imre Simon, editors, *Technology and Foundations - Information Processing '94, Volume 1, Proceedings of the IFIP 13th World Computer Congress, Hamburg, Germany, 28 August - 2 September, 1994*, volume A-51 of *IFIP Transactions*, pages 253–258. North-Holland, 1994.
3. Donald Knuth. *The Art of Computer Programming, Volume 4, Fascicle 6: Satisfiability*. Addison-Wesley, 2015.
4. Nicholas Nethercote, Peter J. Stuckey, Ralph Becket, Sebastian Brand, Gregory J. Duck, and Guido Tack. MiniZinc: Towards a standard CP modelling language. In *CP*, pages 529–543, 2007.
5. Fernando C. N. Pereira and David H. D. Warren. Definite clause grammars for language analysis - A survey of the formalism and a comparison with augmented transition networks. *Artif. Intell.*, 13(3):231–278, 1980.
6. Neng-Fa Zhou. In pursuit of an efficient SAT encoding for the Hamiltonian cycle problem. In *CP*, pages 585–602, 2020.
7. Neng-Fa Zhou. Modeling and solving graph synthesis problems using SAT-encoded reachability constraints in Picat. In *Proceedings 37th International Conference on Logic Programming (Technical Communications)*, volume 345 of *EPTCS*, pages 165–178, 2021.
8. Neng-Fa Zhou. Encoding the hamiltonian cycle problem into SAT based on vertex elimination (short paper). In Paul Shaw, editor, *30th International Conference on Principles and Practice of Constraint Programming, CP 2024, September 2-6, 2024, Girona, Spain*, volume 307 of *LIPICs*, pages 40:1–40:8. Schloss Dagstuhl - Leibniz-Zentrum für Informatik, 2024.

¹ <https://github.com/arminbiere/kissat>

9. Neng-Fa Zhou and Håkan Kjellerstrand. Optimizing SAT encodings for arithmetic constraints. In *CP*, pages 671–686, 2017.
10. Neng-Fa Zhou and Håkan Kjellerstrand. Encoding PB constraints into SAT via binary adders and BDDs – revisited. In *Workshop on Experimental Evaluation of Algorithms for Solving Problems with Combinatorial Explosion RCRA*, 2018.
11. Neng-Fa Zhou, Håkan Kjellerstrand, and Jonathan Fruhman. *Constraint Solving and Planning with Picat*. Springer Briefs in Intelligent Systems. Springer, 2015.

RBO and miniRBO

Mohamed Sami Cherif¹

Djamal Habet²

Cyril Terrioux²

¹ Laboratoire MIS UR 4290, Université de Picardie Jules Verne, Amiens, France
sami.cherif@u-picardie.fr

² Aix Marseille Univ, CNRS, LIS, Marseille, France
{firstname.name}@univ-amu.fr

(mini)RBO (Restart Based Optimizer) is an open-source constraint solver for COP instances. It is written in C++ and implements a variant of the algorithm MAC+RST [3].

For the competition, we have made the following choices:

- The variable heuristic relies on Last Conflict [4] combined with a multi-armed bandit with 9 arms [1]. The i -th arm is based on CHS (for Conflict History Search [2]) with $\alpha = 0.1 * i$ and $\delta = 10^{-4}$.
- Solution-saving [5] combined with *lexico* is used as value ordering heuristic.
- Generalized arc-consistency is enforced by a propagation-based system exploiting events.
- (mini)RBO relies on restarts performed according to a geometric restart policy based on the number of conflicts with an initial cutoff set to 50 and an increasing factor set to 1.05,

(mini)RBO is able to handle all the constraints and objective functions used in the competition.

Licence. (mini)RBO is licensed under the [MIT License](#).

Code. The source code is available on Github: <https://github.com/Terrioux/BTD-RBO>.

Command line. (mini)RBO can be launched thanks to the following command line:

```
SOLVER TIMELIMIT BENCHNAME
```

where:

- SOLVER is the path to the executable BTD or miniBTD,
- TIMELIMIT is the number of seconds allowed for solving the instance,
- BENCHNAME is the name of the XML file representing the instance we want to solve.

References

- [1] M. S. Cherif, D. Habet, and C. Terrioux. On the Refinement of Conflict History Search Through Multi-Armed Bandit. In *Proceedings of 32nd IEEE International Conference on Tools with Artificial Intelligence (ICTAI)*, pages 264–271. IEEE, 2020.

- [2] D. Habet and C. Terrioux. Conflict History Based Heuristic for Constraint Satisfaction Problem Solving. *J. Heuristics*, 27(6):951–990, 2021.
- [3] C. Lecoutre, L. Saïs, S. Tabary, and V. Vidal. Recording and Minimizing Nogoods from Restarts. *JSAT*, 1(3-4):147–167, 2007.
- [4] C. Lecoutre, L. Sais, S.bastien Tabary, and V. Vidal. Reasoning from last conflict(s) in constraint programming. *Artif. Intell.*, 173(18):1592–1614, 2009.
- [5] J. Vion and S. Piechowiak. Une simple heuristique pour rapprocher DFS et LNS pour les COP. In *Actes des Journées Francophones de Programmations par Contraintes (JFPC)*, pages 39–45, 2017.

Sat4j-CSP-PB

A Pseudo-Boolean-Based Constraint Solver

Thibault Falque¹ and Romain Wallon²

¹ University of Luxembourg

² CRIL, Univ Artois & CNRS

thibault.falque@uni.lu wallon@cril.fr

XCSP'24 - September 2024

Sat4j-CSP-PB is a CSP solver based on the pseudo-Boolean solver Sat4j [4].

1 Description of the solving approach

Sat4j-CSP-PB encodes the constraints it receives as pseudo-Boolean (PB) constraints of the form $\sum_{i=1}^n \alpha_i l_i \Delta \delta$, where n is a positive integer, the *weights* (or *coefficients*) α_i and the *degree* δ are integers, l_i are literals and $\Delta \in \{<, \leq, =, \geq, >\}$. This allows to exploit the reasoning power of PB solvers based on the *cutting planes* proof system [1, 2, 5].

For some constraints, using a PB encoding is particularly convenient as it is more natural and more succinct than the clausal encodings that would be used by regular SAT solvers. This is particularly the case for the constraints `all-different`, `bin-packing`, `cardinality`, `cumulative`, `count`, `knapsack`, `n-values`, and `sum`.

As PB solvers are extensions of SAT solvers, we can also use clausal encodings for other constraints to encode, even though this often prevents PB solvers to benefit from the full inference power of the cutting planes proof system.

There are however some constraints that are not supported yet, and will lead the solver to output `s UNSUPPORTED` if one of the following features appears in the input instance:

- symbolic variables
- bin packing with an array of Condition
- circuit
- element
- “smart” extension
- intension constraints using pow
- mdd
- precedence
- regular
- stretch

2 Variants of the underlying PB solver

Sat4j-CSP-PB uses one of the PB solvers implemented by Sat4j to solve the PB encoding used to represent the input problem. These solvers may be either `Resolution` (a SAT-based PB solver lazily deriving clauses during conflict analysis), or `CuttingPlanes`, `RoundingSat` and `PartialRoundingSat` (native PB solvers reasoning directly on PB constraints, see [3]). The PB solver `Both` runs a portfolio of `Resolution` and `CuttingPlanes`.

3 Running Sat4j-CSP-PB

Sat4j-CSP-PB is written in *Java 11* and uses the *Jigsaw* modular system. *Java 11* is thus required to compile and execute this solver. To compile Sat4j-CSP-PB, you may run the following command at the root of the project:

```
./gradlew csp
```

Then, you will be able to run the solver using the wrapper bash script provided along with the solver:

```
./exec/sat4j-csp.sh [options] <path/to/instance.xml>
```

where

- `<path/to/instance.xml>` is an XCSP3 file representing a CSP or COP instance, and
- `[options]` are the possible options to be used when running the solver.

4 License

Sat4j-CSP-PB is licensed under the [GNU Lesser General Public License](#).

5 Code

The source code of Sat4j-CSP-PB is available on [OW2's GitLab](#).

References

- [1] Ralph E. Gomory. Outline of an algorithm for integer solutions to linear programs. *Bulletin of the American Mathematical Society*, pages 275–278, 1958.
- [2] J. N. Hooker. Generalized resolution and cutting planes. *Annals of Operations Research*, 12(1):217–239, 1988.
- [3] Daniel Le Berre, Pierre Marquis, and Romain Wallon. On weakening strategies for PB solvers. In Luca Pulina and Martina Seidl, editors, *SAT 2020*, pages 322–331. Springer, 2020.
- [4] Daniel Le Berre and Anne Parrain. The SAT4J library, Release 2.2, System Description. *Journal on Satisfiability, Boolean Modeling and Computation*, 7:59–64, 2010.
- [5] Jakob Nordström. On the Interplay Between Proof Complexity and SAT Solving. *ACM SIGLOG News*, 2(3):19–44, August 2015.

toulbar2

An exact cost function network solver
Github source code from June 28, 2024



- David Allouche
 - Abdelkader Beldjilali
 - Samuel Buchet
 - Marianne Defresne
 - Valentin Durante
 - Simon de Givry*
 - George Katsirelos
 - Pierre Montalbano
 - Thomas Schiex
 - Fulya Trösser
 - Matthias Zytnecki
- * contact author
simon.de-givry@inrae.fr



Introduction

toulbar2 is an open-source C++ solver for cost function networks (CFN). It is available at <https://github.com/toulbar2/toulbar2>, with an MIT license and a documentation describing its interfaces with C++ and python.

The constraints and objective function are factorized in local functions on discrete variables. Each function returns a cost for any assignment of its variables. Constraints are represented as functions with costs in $\{0, \top\}$ where \top is an upper bound cost associated with forbidden assignments. toulbar2 looks for a non-forbidden assignment of all variables that minimizes the sum of all functions. In general, this problem is NP-hard [8]. Using on the fly translation, toulbar2 can also directly solve optimization problems on other graphical models such as Maximum probability Explanation on Bayesian networks, and Maximum A Posteriori on Markov random fields [13, 7]. It can also read partial weighted MaxSAT problems, (quadratic) pseudo-Boolean optimization problems, integer (quadratic) linear programs (cplex/lp format) as well as constrained satisfaction and optimization problems (COP in XCSP3 format).

toulbar2 provides and uses by default an *anytime* hybrid best-first branch-and-bound algorithm (HBFS) [1] that tries to quickly provide good solutions together with an upper bound on the gap between the cost of each solution and the (unknown) optimal cost. Thus, even when it is unable to prove optimality, it will bound the quality of the solution provided. It can also apply a variable neighborhood search algorithm exploiting a problem decomposition [20]. Both algorithms are complete (if enough CPU-time is given) and they can be run in parallel using OpenMPI [3, 20]. The variable ordering heuristic is *dom/wdeg* [5] combined with *last conflict* [15]. The value ordering heuristic exploits the last solution found if any [11] or else EDAC existential value [10]. EDAC is also used as soft local consistency during search to provide lower bounds and prune forbidden values [6]. A weaker relaxed version is used by default for pseudo-Boolean linear constraints [17]. Stronger soft local consistencies (VAC [6], including VAC on pseudo-Boolean linear constraints [18], and VPWC [16]) can be applied in preprocessing or during search. Variable elimination is performed during search and restricted to variables with at most two neighbors [14]. More preprocessing techniques such as cost function decomposition [12] and relaxation-aware probing heuristic (RASPS [22]) are or can be done before search and pruning by dominance is also applied during search [9].

Beyond the service of providing optimal solutions, `toulbar2` can also find a sequence of diverse solutions [21] or exhaustively enumerate solutions below a cost threshold and perform guaranteed approximate weighted counting of solutions. For stochastic graphical models, this means that `toulbar2` will compute the partition function (or the normalizing constant). These problems being #P-complete, `toulbar2` runtimes can quickly increase on such problems.

`toulbar2` was originally developed by Toulouse (INRAE, MIAT) and Barcelona (UPC, IIIA-CSIC) teams, hence the name of the solver. Additional contributions by:

- Caen University, France (GREYC) and University of Oran, Algeria for (parallel) variable neighborhood search methods [20] ;
- The Chinese University of Hong Kong and Caen University, France (GREYC) for global cost functions [2] ;
- Marseille University, France (LSIS) for tree decomposition heuristics ;
- Ecole des Ponts ParisTech, France (CERMICS/LIGM) for INCOP local search solver [19] ;
- Université de Toulouse (IRIT) and Université du Littoral Côte d’Opale, France for iterated local search with partition crossover [4] ;
- Artois University, France (CRIL) for the XCSP3 format reader of CSP and COP instances.

XCSP’2024 Competition Configuration Settings

For the XCSP’2024 competition, we used the following settings for `toulbar2`:

- For *COP sequential and mini COP* tracks, HBFS [1] was used with default settings ; command line:
`DIR/toulbar2 -timer=TIMELIMIT -v=-1 BENCHMARK`
- For *COP parallel* track, parallel HBFS [3] was used with the available number of cores and MPI compilation settings ; command line:
`mpirun -n NBCORE DIR/toulbar2mpi -timer=TIMELIMIT -v=-1 BENCHMARK`

We also tried a sequential version with more preprocessing (VAC on pseudo-Boolean linear constraints [18] combined with Virtual Pairwise Consistency [16]), better initial upperbound found by local search (PILS [4] and VNS [20]), and a modified HBFS, sorting periodically (at every number of open nodes being a power of 2) its HBFS best-first priority queue with *dom/wdeg* heuristic values to break ties. We used the following settings:

- For *COP sequential and mini COP* tracks, the modified HBFS was used with VAC-lin [18], VPWC [16], and two local search methods (PILS [4] and VNS [20]) in preprocessing ; command line:
`DIR/toulbar2 -timer=TIMELIMIT -A -vaclin -pwc=-1 -hve=256 -pils -vns -ldsmax=1 -kinc=2 -sopen=1 -v=-1 BENCHMARK`

Acknowledgements

`toulbar2` has been partly funded by the French Agence Nationale de la Recherche (projects STAL-DEC-OPT from 2006 to 2008, ANR-10-BLA-0214 Ficolofu from 2011 to 2014, and ANR-16-CE40-0028 DemoGraph from 2017 to 2021) and a PHC PROCORE project number 28680VH (from 2013 to 2015). It is currently supported by ANITI (ANR-19-P3IA-0004 and ANR-24-P3IA-0004) and ANR project GMLaS (2024-2027).

References

- [1] D Allouche, S de Givry, G Katsirelos, T Schiex, and M Zytnicki. Anytime Hybrid Best-First Search with Tree Decomposition for Weighted CSP. In *Proc. of CP-15*, pages 12–28, Cork, Ireland, 2015.
- [2] David Allouche, Christian Bessière, Patrice Boizumault, Simon de Givry, Patricia Gutierrez, Jimmy H.M. Lee, Ka Lun Leung, Samir Loudni, Jean-Philippe Métivier, Thomas Schiex, and Yi Wu. Tractability-preserving transformations of global cost functions. *Artificial Intelligence*, 238:166–189, 2016.
- [3] Abdelkader Beldjilali, Pierre Montalbano, David Allouche, George Katsirelos, and Simon de Givry. Parallel Hybrid Best-First Search. In *Proc. of CP-22*, volume 235, pages 7:1–7:10, Haifa, Israel, 2022. Slides of the presentation <https://miat.inrae.fr/degivry/Beldjilali22Slides.pdf> and supplementary materials <https://miat.inrae.fr/degivry/Beldjilali22Supp.pdf>.
- [4] François Beuvin, Simon de Givry, Thomas Schiex, Sébastien Verel, and David Simoncini. Iterated local search with partition crossover for computational protein design. *Proteins: Structure, Function, and Bioinformatics*, 2021.
- [5] F Boussemart, F Hemery, C Lecoutre, and L Sais. Boosting systematic search by weighting constraints. In *ECAI*, volume 16, page 146, 2004.
- [6] M. Cooper, S. de Givry, M. Sanchez, T. Schiex, M. Zytnicki, and T. Werner. Soft arc consistency revisited. *Artificial Intelligence*, 174(7–8):449–478, 2010.
- [7] Martin C. Cooper, Simon de Givry, and Thomas Schiex. Graphical models: Queries, complexity, algorithms (tutorial). In *37th International Symposium on Theoretical Aspects of Computer Science (STACS-20)*, volume 154 of *LIPICs*, pages 4:1–4:22, Montpellier, France, 2020.
- [8] Martin C. Cooper, Simon de Givry, and Thomas Schiex. *Valued Constraint Satisfaction Problems*, pages 185–207. Springer International Publishing, 2020.
- [9] S de Givry, S Prestwich, and B O’Sullivan. Dead-End Elimination for Weighted CSP. In *Proc. of CP-13*, pages 263–272, Uppsala, Sweden, 2013.
- [10] S. de Givry, M. Zytnicki, F. Heras, and J. Larrosa. Existential arc consistency: Getting closer to full arc consistency in weighted CSPs. In *Proc. of IJCAI-05*, pages 84–89, Edinburgh, Scotland, 2005.
- [11] E Demirovic, G Chu, and P J. Stuckey. Solution-based phase saving for CP: A value-selection heuristic to simulate local search behavior in complete solvers. In *Proc. of CP-18*, pages 99–108, Lille, France, 2018.
- [12] A Favier, S de Givry, A Legarra, and T Schiex. Pairwise decomposition for combinatorial optimization in graphical models. In *Proc. of IJCAI-11*, Barcelona, Spain, 2011. Video demonstration at <http://www.inra.fr/mia/T/degivry/Favier11.mov>.
- [13] D Koller and N Friedman. *Probabilistic graphical models: principles and techniques*. The MIT Press, 2009.
- [14] J. Larrosa. Boosting search with variable elimination. In *Principles and Practice of Constraint Programming - CP 2000*, volume 1894 of *LNCS*, pages 291–305, Singapore, September 2000.
- [15] C. Lecoutre, L Saïs, S. Tabary, and V. Vidal. Reasoning from last conflict(s) in constraint programming. *Artificial Intelligence*, 173:1592,1614, 2009.

- [16] Pierre Montalbano, David Allouche, Simon de Givry, George Katsirelos, and Tomáš Werner. Virtual pairwise consistency in cost function networks. In *Proc. of CP-AI-OR'2023*, Nice, France, 2023.
- [17] Pierre Montalbano, Simon de Givry, and George Katsirelos. Multiple-choice knapsack constraint in graphical models. In *Proc. of CP-AI-OR'2022*, Los Angeles, CA, 2022.
- [18] Pierre Montalbano, Simon de Givry, and George Katsirelos. Virtual arc consistency for linear constraints in cost function networks. In *First Workshop on Discrete Optimization with Soft Constraints (Soft 2024)*, Girona, Spain, 2024.
- [19] B. Neveu and G. Trombettoni. INCOP: An Open Library for INcomplete Combinatorial OPTimization. In *Proc. of CP-03*, pages 909–913, Cork, Ireland, 2003.
- [20] Abdelkader Ouali, David Allouche, Simon de Givry, Samir Loudni, Yahia Lebbah, Lakhdar Loukil, and Patrice Boizumault. Variable neighborhood search for graphical model energy minimization. *Artificial Intelligence*, 278(103194):22p., 2020.
- [21] Manon Ruffini, Jelena Vucinic, Simon de Givry, George Katsirelos, Sophie Barbe, and Thomas Schiex. Guaranteed diversity and optimality in cost function network based computational protein design methods. *Algorithms*, 14(6):168, 2021.
- [22] Fulya Trösser, Simon de Givry, and George Katsirelos. Relaxation-aware heuristics for exact optimization in graphical models. In *Proc. of CP-AI-OR'2020*, pages 475–491, Vienna, Austria, 2020.

Chapter 4

Results

In this chapter, rankings for the various tracks of the XCSP³ Competition 2024 are given. Importantly, remember that you can find all detailed results, including all traces of solvers at <https://www.cril.univ-artois.fr/XCSP24/>.

4.1 Context

Remember that the tracks of the competition are given by Table 4.1 and Table 4.2.

Problem	Goal	Exploration	Timeout
CSP	one solution	sequential	40 minutes
COP	best solution	sequential	40 minutes
Fast COP	best solution	sequential	4 minutes
// COP	best solution	parallel	40 minutes

Table 4.1: Standard Tracks.

Problem	Goal	Exploration	Timeout
Mini CSP	one solution	sequential	40 minutes
Mini COP	best solution	sequential	40 minutes

Table 4.2: Mini-Solver Tracks.

Also, note that:

- The cluster was provided by CRIL and is composed of nodes with 2 quad-core Intel(R) Xeon(R) CPU E5-2643 0 @ 3.30GHz, each equipped with 32GiB RAM (24GiB for jobs).
- Each solver was allocated a CPU and 64 GiB of RAM, independently from the tracks.
- Timeouts were set accordingly to the tracks through the tool `runsolver`:
 - sequential solvers in the fast COP track were allocated 3 minutes of CPU time and 4.5 minutes of Wall Clock time,

- other sequential solvers were allocated 30 minutes of CPU time and 45 min of Wall Clock time,
- parallel solvers were allocated 4 CPU and 30 minutes of Wall Clock Time.
- The selection of instances for the Standard tracks was composed of 200 CSP instances and 250 COP instances.
- The selection of instances for the Mini-solver tracks was composed of 150 CSP instances and 150 COP instances.

About Scoring. The number of points won by a solver S is decided as follows:

- for CSP, this is the number of times S is able to solve an instance, i.e., to decide the satisfiability of an instance (either exhibiting a solution, or indicating that the instance is unsatisfiable)
- for COP, this is, roughly speaking, the number of times S gives the best known result, compared to its competitors. More specifically, for each instance I :
 - if I is unsatisfiable, 1 point is won by S if S indicates that the instance I is unsatisfiable, 0 otherwise,
 - if S provides a solution whose bound is less good than another one (found by another competing solver), 0 point is won by S ,
 - if S provides an optimal solution, while indicating that it is indeed the optimality, 1 point is won by S ,
 - if S provides (a solution with) the best found bound among all competitors, this being possibly shared by some other solver(s), while indicating no information about optimality: 1 point is won by S if no other solver proved that this bound was optimal, 0.5 otherwise.

Off-competition Solvers. Some solvers were run while not officially entering the competition: we call them *off-competition* solvers. ACE is one of them because its author (C. Lecoutre) conducted the selection of instances, which is a very strong bias. Also, when two or more variants (by the same competing team) of a same solver compete in a same track, only the best one is ranked (and the other ones considered as being off-competition). To determine which solver variant is the best for a team, we compute the ranking with only the variants of the team competing between them. This is why, for example, in some cases, solvers submitted by the CPMpy team were discarded from the ranking.

4.2 Rankings




Recall that, concerning ranking, two new rules are used when necessary:

- In case a team submits the same solver to both the main track and the mini-track for the same problem (CSP or COP), the solver will be ranked in the mini-track only if the solver is not one of the three best solvers in the main track.
- In case several teams submit variations of the same solver to the same track, only the team who developed the solver and the best other team with that solver will be ranked (possibly, a second best other team, if the jury thinks that it is relevant)

The algorithm used in practice for establishing the ranking is:

1. first, off-competition solvers are discarded (this is the case for ACE in 2024)
2. second, in mini-tracks, solvers that are ranked 1st, 2nd or 3rd in the corresponding main track are discarded
3. third, any less efficient variation of the same solver (submitted by the same team) is discarded ; the jury considered that technologies behind CPMpy_ortools, CPMpy_chuffed and CPMpy_gurobi are different enough to not apply this rule

Here are the rankings¹ for the 6 tracks.

CSP	  	Picat CPMpy_ortools Fun-sCOP	COP	  	CPMpy_ortools Picat CoSoCo
Fast COP	  	Picat CoSoCo_fast Choco	// COP	  	CPMpy_ortools Choco Toulbar2
Mini CSP	  	CPMpy_chuffed miniBTD Nacre	Mini COP	  	Exchequer miniRBO Toulbar2 CPMpy_gurobi

¹The images of medals come from freesvg.org

Bibliography

- [1] G. Audemard, C. Lecoutre, and E. Lonca. Proceedings of the 2022 XCSP3 competition. Technical Report [arXiv:2209.00917](https://arxiv.org/abs/2209.00917), CoRR, 2022. <https://arxiv.org/abs/2209.00917>.
- [2] G. Audemard, C. Lecoutre, and E. Lonca. Proceedings of the 2023 XCSP3 competition. Technical Report [arXiv:2312.05877](https://arxiv.org/abs/2312.05877), CoRR, 2023. <https://arxiv.org/abs/2312.05877>.
- [3] G. Belov, N. Boland, M. Savelsbergh, and P. Stuckey. Local search for a cargo assembly planning problem. In *Proceedings of CPAIOR'14*, pages 159–175, 2014.
- [4] E. Berlekamp, J. Conway, and R. Guy. *Winning ways for your mathematical plays, vol. 2: games in particular*. Academic Press, 1982.
- [5] F. Boussemart, C. Lecoutre, G. Audemard, and C. Piette. XCSP3: an integrated format for benchmarking combinatorial constrained problems. Technical Report [arXiv:1611.03398](https://arxiv.org/abs/1611.03398), CoRR, 2016. <https://arxiv.org/abs/1611.03398>.
- [6] F. Boussemart, C. Lecoutre, G. Audemard, and C. Piette. XCSP3-core: A format for representing constraint satisfaction/optimization problems. Technical Report [arXiv:2009.00514](https://arxiv.org/abs/2009.00514), CoRR, 2020. <https://arxiv.org/abs/2009.00514>.
- [7] A. Deza, C. Liu, P. Vaezipoor, and E. Khalil. Fast matrix multiplication without tears: A constraint programming approach. In *Proceedings of CP'23*, pages 14:1–14:15, 2023.
- [8] R. Duque, J.-F. Díaz, and A. Arbelaez. SABIO: An Implementation of MIP and CP for Interactive Soccer Queries. In *Proceedings of CP'16*, pages 575–583, 2016.
- [9] K. Easton, G. Nemhauser, and M. Trick. Solving the travelling tournament problem: A combined integer programming and constraint programming approach. In *Proceedings of PATAT'02*, pages 100–112, 2002.
- [10] M. Erascu, F. Micota, and D. Zaharie. Scalable optimal deployment in the cloud of component-based applications using optimization modulo theory, mathematical programming and symmetry breaking. *Journal of Logical and Algebraic Methods in Programming*, 121:100664, 2021.
- [11] I. Gent, C. Jefferson, I. Miguel, and P. Nightingale. Generating special-purpose stateless propagators for arbitrary constraints. In *Proceedings of CP'10*, pages 206–220, 2010.
- [12] C. Jefferson, A. Miguel, I. Miguel, and A. Tarim. Modelling and solving english peg solitaire. *Computers & Operations Research*, 33(10):2935–2959, 2006.
- [13] E. Lam and P. Van Hentenryck. A branch-and-price-and-check model for the vehicle routing problem with location congestion. *Constraints*, 21(3):394–412, 2016.
- [14] C. Lecoutre. ACE, a generic constraint solver. Technical Report [arXiv:2302.05405](https://arxiv.org/abs/2302.05405), CoRR, 2023. <https://arxiv.org/abs/2302.05405>.

- [15] C. Lecoutre and N. Szczepanski. PyCSP³: Modeling combinatorial constrained problems in Python. Technical Report [arXiv:2009.00326](https://arxiv.org/abs/2009.00326), CoRR, 2020. <https://arxiv.org/abs/2009.00326>.
- [16] K. Marriott and P. Stuckey. *Programming with Constraints*. MIT Press, 1998.
- [17] N. Musliu, A. Schutt, and P. Stuckey. Solver independent rotating workforce scheduling. In *Proceedings of CPAIOR'18*, pages 429–445, 2018.
- [18] S. Roussel, T. Polacsek, and A. Chan. Assembly line preliminary design optimization for an aircraft. In *Proceedings of CP'23*, pages 32:1–32–19, 2023.
- [19] M. Savelsbergh and O. Smith. Cargo assembly planning. *EURO Journal on Transportation and Logistics*, 4(3):321–354, 2015.
- [20] K. Xu, F. Boussemart, F. Hemery, and C. Lecoutre. Random constraint satisfaction: easy generation of hard (satisfiable) instances. *Artificial Intelligence*, 171(8-9):514–534, 2007.
- [21] Neng-Fa Zhou and Håkan Kjellerstrand. The Picat-SAT compiler. In *Proceedings of PADL'16*, pages 48–62. Springer, 2016.