

Training Data Synthesis with Difficulty Controlled Diffusion Model

Zerun Wang^{1,2}, Jiafeng Mao¹, Xueting Wang^{1*}, Toshihiko Yamasaki²

¹CyberAgent; ²The University of Tokyo

{ze-wang, yamasaki}@cvm.t.u-tokyo.ac.jp

{jiafeng-mao, wang-xueting}@cyberagent.co.jp

Abstract

Generative diffusion models have become as a powerful tool for training data generation in computer vision. Current approaches focus on aligning generated images with target dataset distributions through fine-tuning, mainly producing “easy samples” that capture common features but offer limited improvement to model performance. In contrast, hard samples with atypical features are crucial for enhancing performance but are scarce in real datasets, making them challenging to generate. To overcome this limitation, we present a novel methodology that incorporates sample difficulty as a controllable condition in generative models. Our approach employs a specialized difficulty encoder that enables diffusion models to generate images at specified difficulty levels while preserving alignment with the target distribution. Through extensive experiments across multiple datasets, we demonstrate that our method can isolate and reproduce factors contributing to sample difficulty. Our method enables the generation of valuable hard samples that yield significant performance improvements and offers insightful visualizations of category-specific difficulty factors, serving as a systematic tool for analyzing bias patterns and edge cases in datasets.

1. Introduction

Generative diffusion models have experienced rapid advancement in recent years, demonstrating remarkable capabilities in generating highly realistic images. Text-to-image models, such as Stable Diffusion, trained on extensive image-text pair datasets, have emerged as the predominant approach in this domain. Building upon this foundation, researchers have developed various methods to incorporate additional conditional controls, enabling multi-dimensional manipulation of generated images.

Training data synthesis is a promising research direction that leverages generative models to augment existing

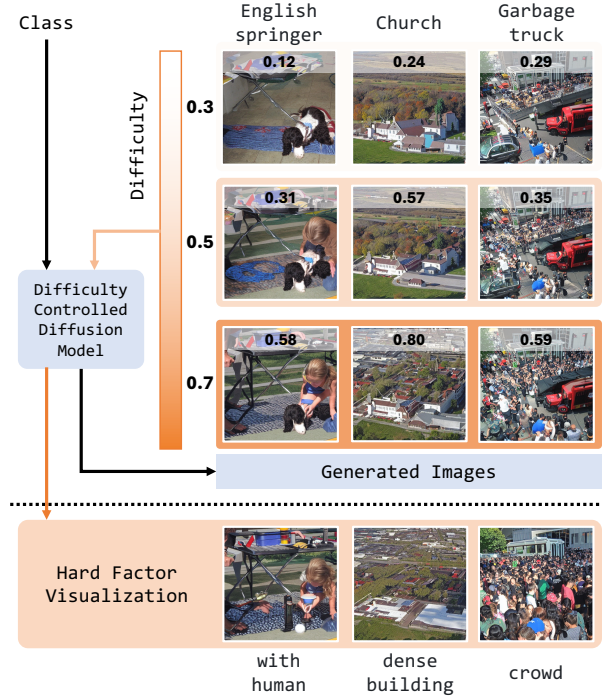


Figure 1. In this work, we introduce a difficulty-controlled diffusion model for enhancing classifier training. Our method generates images with difficulty levels that align with specified difficulty scores. Additionally, it captures and visualizes the features that contribute to sample difficulty.

datasets. Contemporary diffusion models, trained on billions of text-image pairs, possess vast repositories of latent knowledge. This capability enables the generation of unlimited training samples at minimal cost to augment real-world datasets. However, a significant challenge emerges: the generated images often exhibit distributional differences from the target dataset, potentially degrading classifier performance when used directly for training.

Although prior works propose fine-tuning generative models on target datasets to align distributions, this approach introduces an inherent bias. We find that fine-tuned models tend to replicate dominant features from the target

*Corresponding author.

[†]This work was conducted while the first author was doing internship at CyberAgent.

dataset, primarily generating easy samples rather than hard samples that contain minority or atypical features. However, hard samples are essential for enhancing deep learning model performance. Thus, a fundamental dilemma arises in training image generation models: without addressing the domain gap, generated images fail to improve model performance on the target task; yet efforts to bridge this gap primarily yield easy samples.

We conduct experiments to confirm the above hypothesis: adding samples of appropriate learning difficulty more effectively drives model performance improvements compared to merely reinforcing existing patterns with easy samples (Sec. 3). These insights emphasize the importance of controlling sample difficulty — a direction that remains unexplored in training data synthesis.

In this paper, we propose a solution to address this dilemma in training data synthesis for image classification tasks by introducing sample difficulty as an additional condition for generative models. Specifically, we use a pre-trained classifier to quantitatively assess difficulty score of each sample in the target dataset. Subsequently, we utilize the assessed difficulty score, together with text prompt, to guide the generation process. This approach can disentangle sample difficulty from the domain alignment process, enabling the generation of samples with varying complexity following difficulty condition while maintaining target domain consistency.

Our extensive experimental evaluation across multiple datasets demonstrates the effectiveness of our proposed method in generating samples with varying difficulty levels, thereby improving the performance of classifiers trained on our augmented dataset. Furthermore, our trained difficulty encoder effectively captures and isolates factors contributing to sample difficulty, enabling visualization of category-specific difficulty characteristics across different datasets. This provides insights into what makes certain samples challenging for classification. Such capability not only validates the effectiveness of our method but also provides a tool for visualizing diverse dataset characteristics, such as bias patterns, edge cases, and rare instances.

Our contribution can be summarized as follows,

- We demonstrate that merely matching domain distribution in training data generation leads to predominantly simple samples, which provide limited performance enhancement for classifier training.
- We propose a difficulty-controllable generation framework that synthesizes samples with targeted difficulty levels tailored to the specific dataset and tasks.
- We validate our approach across multiple datasets, demonstrating its effectiveness in both providing valuable training samples and capturing factors that affect sample difficulty for visualization.

2. Related work

2.1. Conditioned image synthesis

Diffusion models have become powerful tools for generating realistic images [5, 10, 11, 23, 27, 37]. Starting from Gaussian noise, these models iteratively predict the distribution of subsequent images, gradually denoising samples to obtain high-fidelity outputs. Many contemporary methods [6, 7, 18, 31] leverage text prompts projected by CLIP [30] to guide the denoising process. Notably, Latent Diffusion [32] conducts denoising in a latent space before decoding the denoised latents into pixel space. Various approaches have been explored to enhance control over the generation process through different conditioning signals, such as image guidance [1, 4, 17, 26, 34, 44], compositional generation [15, 24, 28], and layout guidance [22, 25, 42, 46]. Different from these works, we propose a novel form of generation guidance using a score reflecting learning difficulty.

2.2. Learning with synthetic data

Synthetic images have proven the effectiveness to serve as new training data in deep learning vision tasks, thereby saving the costs of collecting and labeling real-world data. While early works [3, 47] utilized generative adversarial network (GAN)-based models, recent works apply more powerful diffusion models for data synthesis. Several approaches directly utilize off-the-shelf pre-trained diffusion models: Sariyildiz *et al.* [36] applied text prompt engineering strategies to improve the diversity of generated results. Huang *et al.* [16] augment the misclassified real data by using them as image guidance for the diffusion model. Meanwhile, some works [40, 48] leverage texture inversion to encode class-specific characteristics from real data into new tokens. Recent methods point out the importance of aligning the distribution between synthetic and real data. This is achieved by fine-tuning the diffusion models using real data. Azizi *et al.* [2] finetuned the Imagen [35] model for data generation. Real-Fake [45] theoretically proves fine-tuning can achieve domain alignment. They apply the more effective LoRA approach to fine-tune the stable diffusion [32] model. These fine-tuning methods, however, only reproduce dominant features from the target data and generate too many easy samples. On the contrary, our method can generate samples with appropriate difficulty in the target domain, thus further improving the performance.

3. Preliminary

Task setting Training data synthesis for image classification leverages generative models, typically text-to-image diffusion models, to augment a target dataset $\mathcal{D}_o = \{\mathbf{x}_i, \mathbf{y}_i\}_{i=1}^{n_o}$ with synthetic images $\mathcal{D}_s = \{\mathbf{x}'_i, \mathbf{y}'_i\}_{i=1}^{n_s}$,

	Real only	Real + Synthetic data @ Difficulty		
		[0.0, 0.1)	[0.1, 0.5)	[0.5, 1.0]
Acc.	93.0	93.6(+0.6)	94.2(+1.2)	92.0(−1.0)

Table 1. The classification accuracy using different real and synthetic data combinations considering various learning difficulty of samples..

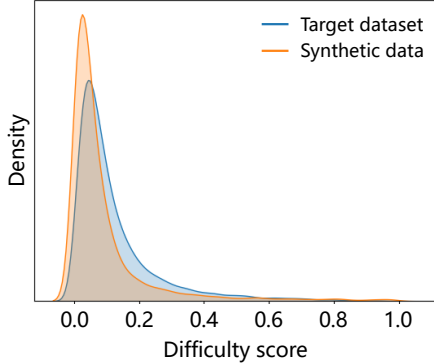


Figure 2. KDE distribution curve of difficulty scores. Simply fine-tuning on the whole target dataset biases it toward generating easy images.

where x_i and y_i represent the image samples and their corresponding labels. The combined dataset $\mathcal{D}_+ = \mathcal{D}_o \cup \mathcal{D}_s$ can be used to train a target classifier and typically outperforms models trained exclusively on \mathcal{D}_o .

Definition of difficulty As mentioned above, different from previous methods [2, 45], we propose to control the generation with *Difficulty*. For image classification tasks, we define the difficulty of each sample as $1 - c$, where $c \in (0.0, 1.0)$ denotes the confidence score assessed by a classifier trained on the target dataset. Thus, a higher difficulty score corresponds to a more challenging training sample for the classifier.

Dilemma on current data synthesis We conduct an experimental analysis to show that previous works have struggled to effectively generate difficult samples, which are considered more valuable for performance enhancement. Following Real-Fake [45], we fine-tune a Stable Diffusion v1.5 (SD1.5) model with the target dataset Imagenette [12] and generate new training data. We then divide these synthetic images into three splits by rough thresholds on the difficulty score from a ResNet-50 model pre-trained on Imagenette. We maintain the same image number for each split, which is 25% of the target Imagenette dataset. We train a new ResNet-50 classifier with the combination of target data and different synthetic splits. Table 1 presents the training results. We observed that:

(1) Samples with moderate difficulty are more effective

for improvement. As shown in Table 1, synthetic data with difficulty score in the range $[0.1, 0.5)$ yields the most significant training improvements. Meanwhile, easy samples (e.g. $[0.0, 0.1)$) contribute less to performance, and extremely difficult samples tend to degrade performance.

(2) Current domain matching methods are inefficient in generating the required samples. Fig. 2 demonstrates the difficulty score distribution of the generation results of our fine-tuned model following Real-Fake. The results indicate that the fine-tuning process causes the model to generate a significantly high ratio (about 80%) of easy samples. Meanwhile, the required splits only constitute about 16% of the total. Thus, it is inefficient to generate such samples using the previous method.

Motivated by these findings, we propose a novel training data synthesis method incorporating difficulty conditioning, enabling a more efficient generation of targeted training samples with the desired difficulty scores.

4. Difficulty conditioned dataset synthesis

Our method comprises two main steps: (1) evaluating the difficulty level of individual samples within the target dataset, as detailed in Sec. 4.1, and (2) adapting the generative model to incorporate the difficulty level as a controllable parameter, which is thoroughly described in Sec. 4.2, as shown in Fig. 3.

4.1. Dataset preparation

Difficulty score assessment We begin by training a baseline classifier \hat{C} on the original dataset \mathcal{D}_o using standard training procedures. The classifier employs a standard training methodology. After training, samples that follow common patterns in the dataset are well-learned by the classifier, resulting in high-confidence classifications. Conversely, outlier samples—including rare cases, unique instances, and boundary examples—receive lower confidence scores for their correct categories, making them valuable hard samples for model training. This classifier is then employed to evaluate and annotate the difficulty level of each sample in \mathcal{D}_o , resulting in a difficulty-aware dataset $\mathcal{D}_o = \{x_i, y_i, d_i\}_{i=1}^{n_o}$, where n_o, d_i represents the number of samples and sample’s difficulty level, respectively. The difficulty value d_i for each sample x_i is computed as $d_i = 1 - c_i$, where c_i is the confidence score assigned by classifier \hat{C} for the true category y_i .

Prompt for diffusion fine-tuning In order to fine-tune text-to-image stable diffusion models on the target dataset \mathcal{D}_o , we generate a text prompt for each image $x_i \in \mathcal{D}_o$. The prompt p_i for image x_i takes the form of photo of [classname], where [classname] indicates the name of the category y_i . Finally, the original target dataset is augmented into $\mathcal{D}_o = \{x_i, y_i, d_i, p_i\}_{i=1}^{n_o}$, where $x_i, y_i,$

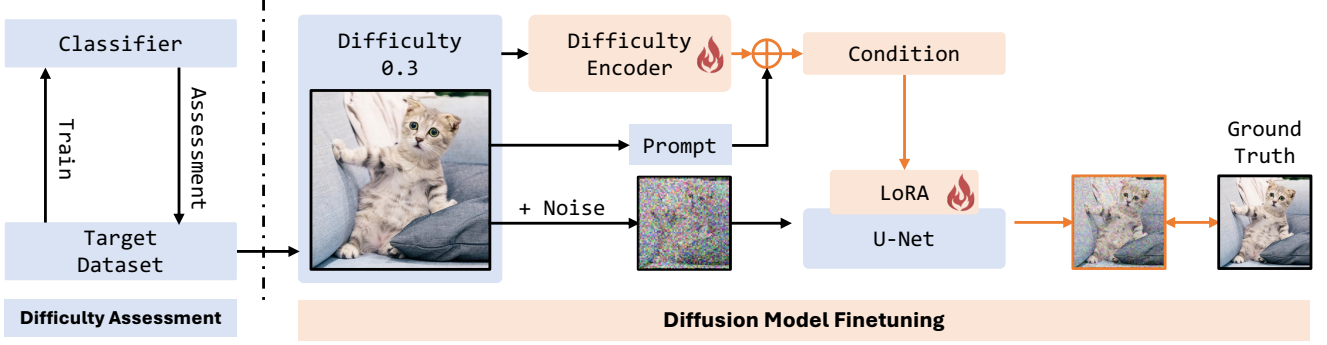


Figure 3. The overview of our proposal, which comprises two main steps: (1) evaluating the difficulty score of each sample within the target dataset (left), and (2) adapting a text-to-image generative model to incorporate the difficulty score as an additional conditioning (right).

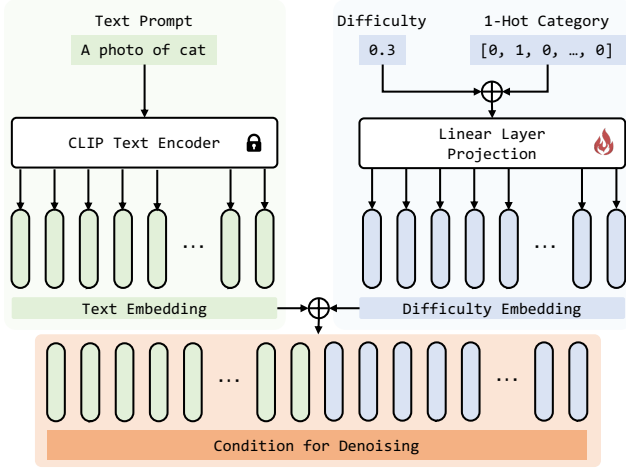


Figure 4. Structure of the denoising condition with difficulty score. For each image in the target dataset, the difficulty encoder \mathcal{E}_d takes its difficulty score d_i and category label y_i to produce a feature embedding h_i . This embedding is concatenated with the text embedding projected by the CLIP text encoder, forming the final condition for the denoising process.

d_i and p_i denote an image and its category label, assessed difficulty, and corresponding prompt, respectively.

4.2. Difficulty conditioned fine-tuning

Stable diffusion Stable Diffusion [32] is trained to predict added noise on an input noisy latent $z_t, t = 1, 2, \dots, T$, where z_t is a noised version of the original image latent $z_0 = \mathcal{E}(x)$. \mathcal{E} is a pre-trained encoder projecting images into a latent space. The generation process begins with pure Gaussian noise z_T and iteratively denoises the latent to produce the final image. To enable flexible conditional generation, Stable Diffusion enhances the U-Net backbone [33] with cross-attention mechanisms [39]. In text-to-image generation, a CLIP text encoder $\mathcal{E}_{\text{text}}$ encodes

the textual condition p into an intermediate representation $\mathcal{E}_{\text{text}}(p) \in \mathbb{R}^{768 \times |p|}$, where $|p|$ indicates the length of the text prompt. This intermediate representation is then integrated into the U-Net’s intermediate layers through cross-attention.

Difficulty score encoder To establish the mapping relationship between difficulty scores and the characteristics of samples, we construct a difficulty encoder, \mathcal{E}_d , that projects a difficulty score d_i to a feature embedding $h_i \in \mathbb{R}^{768 \times N}$. Considering that difficult samples from different categories should possess distinct feature representations, our difficulty encoder takes the concatenated difficulty scores and category labels as input, i.e. $h_i = \mathcal{E}_d([d_i] \oplus y_i)$, Where \oplus indicates concatenating operation. Subsequently, h_i is concatenated with the text embeddings of the text prompt p and used as a condition τ for denoising, as shown in Fig. 4. The difficulty encoder \mathcal{E}_d is implemented as a randomly initialized multi-head MLP with N heads, which is jointly optimized with the generative model during the diffusion training process. Through this design, the difficulty encoder learns to capture the characteristics of hard samples across different categories during training and to establish a relationship between these characteristics and difficulty scores.

Fine-tuning with concatenated condition In this work, we adopt Low-Rank Adaptation (LoRA) [13], which enables efficient model adaptation through low-rank weight update decomposition. The generative diffusion model takes a noised version of the image latent z_t and predicts the added noise according to the condition input. Based on image-conditioning pairs, the optimization target can be represented as

$$\mathcal{L} = \mathbb{E}_{\mathcal{E}(x), \tau, \epsilon \sim \mathcal{N}(0,1), t} [\| \epsilon - \epsilon_{(\theta, \delta)}(z_t, t, \tau) \|_2^2], \quad (1)$$

where τ is the condition for denoising and is calculated as follows,

$$\tau = \mathcal{E}_{\text{text}}(p) \oplus \mathcal{E}_d([d] \oplus y). \quad (2)$$




Figure 5. Visualization of our generated images on eight classes in Imagenette, with different difficulty scores shown on the left. We also provide hard (the 1st row) and easy (the 5th row) samples from the target dataset for comparison. The numbers on the images indicate difficulty scores assessed by the pretrained classifier.

δ in Eq. 1, which denotes the parameters of LoRA layers, and \mathcal{E}_d , which denotes the difficulty score encoder, are both optimizable components. During the training process, LoRA learns to denoise perturbed images, ensuring the generated outputs conform to the target distribution and achieve domain alignment. Simultaneously, the difficulty score encoder learns to map image features to their corresponding difficulty levels. The distinct roles of these two learnable components effectively separate the objectives of domain alignment and difficulty control.

4.3. Generation using difficulty controlled model

Sample generation After diffusion model fine-tuning, we employ the difficulty score encoder and the diffusion model for image generation. Similar to Eq. 2 in the training process, we generate simple text prompts for each category and arbitrarily specify difficulty scores to jointly construct denoising conditions. The fine-tuned diffusion model then generates images based on these conditions, producing samples for specified categories with corresponding difficulty levels. These generated images can be utilized to augment

the target dataset. Experimental results demonstrate that training classifiers on our generated images significantly improves performance, as illustrated in Sec. 5.3.

Hard factors extraction To verify the knowledge learned by the difficulty encoder, we conduct an ablation study by removing text prompts during image generation and solely utilizing the difficulty encoder to produce denoising conditions, i.e., $c = \mathcal{E}_d(d \oplus \mathbf{y})$. Interestingly, although the difficulty encoder still receives category labels \mathbf{y} , when using high difficulty scores, the generated samples sometimes deviate from the specified category content and instead exhibit visual characteristics that make hard samples challenging for model learning. In contrast, when using low difficulty scores, the generated samples typically contain characteristic features from the corresponding categories. Further analysis is presented in Sec. 5.4.

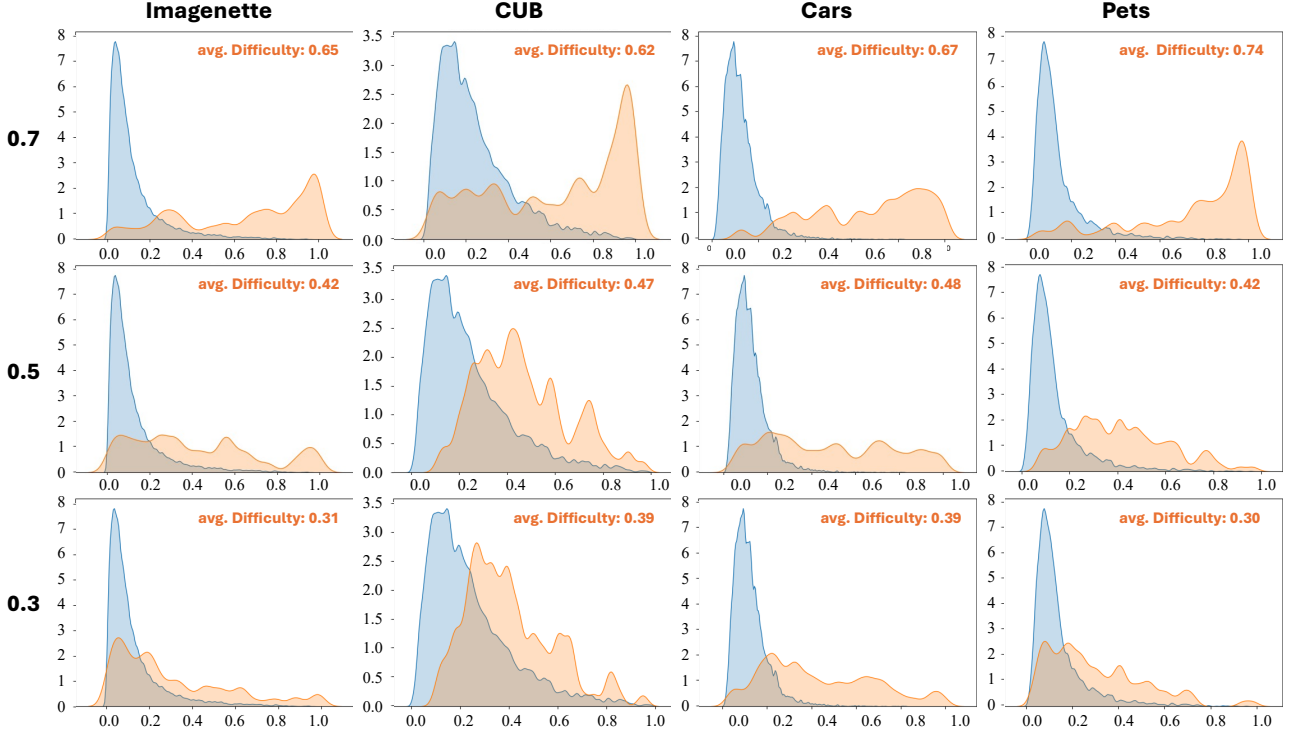


Figure 6. The difficulty distribution curves of the original dataset (blue) and 100 randomly generated images by our method (orange) for four datasets. The x-axis denotes the difficulty score, and the y-axis denotes the density. We use different difficulty scores for generation in each row, as shown on the left. The average difficulty in each figure is assessed by the ResNet-50 classifier pretrained on the target dataset.

5. Experiments

5.1. Implementation details

Target datasets We use Imagenette [12], CUB [43], Cars [19], PETS [29], and EuroSAT [9] as our target datasets. The difficulty score of each sample in the target datasets is assessed by a pre-trained classifier $\hat{\mathcal{C}}$, which is a standard classifier based on ResNet-50. For each dataset, we train a dedicated diffusion model and a corresponding difficulty score encoder.

Diffusion model fine-tuning We use Stable Diffusion V1.5 [32] with image resolution of 512×512 as our basic model. Our implementation is based on the diffusers [41] toolbox, and the training schedule follows the default configuration provided by the toolbox. Specifically, we apply a constant learning rate of 10^{-4} for LoRA [14] fine-tuning with a batch size of 64 on each dataset. We set the head number N of the difficulty score encoder to 50 to provide enough description capacity.

Difficulty controlled image synthesis For each classification task, we augment the real training data by generating the same number of synthetic images. We use the default PLMS sampler with 30 steps and a guidance ratio of 2.0 for generation. Following Real-Fake [45], a previous method

based on domain-matching, we use captions generated by the BLIP2 [21] model for Imagenette and simple captions photo of [classname] for the other datasets as text prompts.

Training of image classifier In our experiments, we pre-train a baseline classifier $\hat{\mathcal{C}}$ with ResNet-50 [8] on each dataset to assess difficulty score for each sample. After augmenting the target dataset, we train another classifier \mathcal{C} on the augmented dataset. The training setting of both \mathcal{C} and $\hat{\mathcal{C}}$ are aligned with Real-Fake [45] for a fair comparison.

5.2. Controlling efficacy of difficulty

We conduct quantitative analysis to evaluate our effectiveness in controlling the difficulty of generated samples. For each target dataset, we randomly generate 100 samples for difficulty scores 0.3, 0.5, and 0.7, respectively. We subsequently assess the difficulty scores of generated images by corresponding classifier $\hat{\mathcal{C}}$ pretrained on the target dataset. Representative quality samples are presented in Fig. 5.

Difficulty score distribution Fig. 6 illustrates the classification difficulty distributions of generated images across different target datasets, where difficulty scores were used as conditional controls. Each row represents a consistent difficulty score, while each column corresponds to a differ-

Method	Dataset				
	ImageNette [12]	CUB [43]	Cars [19]	PET [29]	EuroSAT [9]
Real only	93.0	81.9	89.6	93.2	97.6
Real-Fake [45]	95.1(+2.1)	83.5(+1.6)	90.3(+0.7)	94.0(+0.8)	-
Ours	95.4(+2.4)	85.3(+3.4)	92.8(+3.2)	94.1(+0.9)	98.4(+0.8)

Table 2. Classification performance on various datasets of Real-Fake and our proposal. We report the Top-1 accuracy of the ResNet-50 model. **Real only** denotes training the model with only target training data.

Standard deviation $\sigma = 0.1$				
Mean value (μ)	0.3	0.5	0.7	0.9
Acc.	95.2	95.4	95.2	93.2

Mean value $\mu = 0.5$			
Standard deviation (σ)	0.01	0.10	0.50
Acc.	95.0	95.4	95.2

Table 3. Ablation on the difficulty score distribution of our generation strategy. We report classification accuracy on Imagenette with various mean values (μ) and standard deviation (σ).

ent target dataset. The blue and orange lines represent the difficulty distributions of real and generated data, respectively. The results demonstrate that our method effectively controls the classification difficulty of generated data, addressing the limitation of existing methods that tend to produce predominantly simple samples.

Feature distribution Furthermore, we compared the feature distributions of images generated by our method and Real-Fake [45]. Our method generates samples that effectively delineate the boundaries of the feature distribution, as shown in Fig. 7. This demonstrates that our method successfully decouples the difficulty control task from the distribution matching process, achieving effective difficulty control while maintaining the distributional constraints of the generated data.

5.3. Training performance of synthetic data

Our proposed method yields a generative model that accepts difficulty levels as a control parameter. We then leverage this model to generate training data strategically, aiming to improve the efficiency of image classifier training.

Data synthesis strategy For each category in the target dataset, we generate synthetic images that match the original class-wise sample count. To ensure diverse difficulty levels, we sample difficulty scores from a Gaussian distri-




Figure 7. T-SNE [38] visualization on images of target dataset, generated by Real-Fake [45] and our method. The samples are from the same class in Imagenette. For ours, we use the best synthesis strategy described in Sec. 5.3.

bution $d \sim \mathcal{N}(\mu, \sigma)$ as control parameters during the generation process. Specifically, for each category y , we sample a difficulty score d and construct a text prompt p with the class name. The image generation process is then guided by the condition calculated by $[y, p, d]$ following Eq 2.

Training result with augmented dataset For each target dataset \mathcal{D}_o , we augment it with our generated dataset \mathcal{D}_s to form a combined dataset \mathcal{D}_+ . An independent image classifier is then trained on each augmented dataset. We compare models trained on datasets augmented by our method against those augmented using the existing domain-matching method [45]. As demonstrated in Table 2, our approach achieves significant improvements.

Ablation study We further conduct ablation studies on our synthesis strategy. Table 3 shows the correlation between classification accuracy and the hyper-parameters (μ, σ) of the difficulty score distribution. The results show that our difficulty-controlled method enables us to optimize the synthetic data for each target dataset by simply tuning the input score. Meanwhile, our method demonstrates robustness to score selection, consistently outperforming the previous



Figure 8. Our method can capture and visualize both hard and easy factors associated with sample difficulty.




Figure 9. Our method can work with diverse text prompts to align with both text semantics and target difficulty.

method across a relatively wide range of μ and σ .

5.4. Hard factor visualization

Our experiment demonstrates that for textual descriptions within category y , we can manipulate the complexity of generated samples by varying difficulty scores. While text prompts determine image categories, the feature embed-

dings from the difficulty encoder characterize the images’ complexity levels. To isolate and examine how the difficulty encoder characterizes sample complexity, we conducted experiments using only the feature embeddings while excluding textual descriptions as denoising bootstraps for image generation. As shown in Fig. 8, the features of certain difficulty manifest in visually distinct patterns. For instance, difficult samples in the “garbage truck” category typically exhibit crowded scenes, while easy samples display obvious vehicles and a clean background. The same analysis can also be conducted on other categories. As shown in Fig. 1, hard “Church” samples manifest dense arrangements and hard “English Springer” samples involve human presence.

6. Discussion

Compatibility with diverse text prompts Although our method is only fine-tuned on a simple prompt format, it demonstrates compatibility with diverse text prompts during image generation as shown in Fig. 9. The generation results show that our method successfully aligns with both difficulty scores and semantic information encoded in diverse text prompts. This enables the integration of our method with more powerful VLM-generated captions [20], facilitating the generation of more diverse results.

Implications & future work Our research demonstrates that the combination of a score encoder and a diffusion model can effectively learn and visualize patterns associated with varying sample scores. While this study focuses specifically on dataset difficulty as the target metric, our findings suggest broader applications. The method’s ability to efficiently establish relationships between scores and features opens up promising avenues for diverse applications beyond visual recognition tasks. Beyond closely related applications such as object detection data generation, our method shows potential in addressing traditionally challenging tasks, including the extraction of aesthetic factors and human preference factors. The method’s adaptability to different scoring metrics suggests significant potential for expanding its utility across various domains.

7. Conclusions

In this paper, we present a comprehensive analysis of a fundamental dilemma in training data synthesis: domain alignment often leads to the repetition of common patterns from the target dataset, thereby limiting the learning value of generated samples. We demonstrate the critical role of samples with appropriate difficulty levels in model training and introduce a novel task of controlling the learning difficulty of generated images. To address this, we propose a generation method that incorporates difficulty scores as control parameters to precisely manage the classification difficulty of synthetic images. Through extensive experiments across

multiple datasets, we validate our method’s effectiveness by analyzing the difficulty distribution of generated images and evaluating the performance of classifiers on augmented datasets. Our approach not only resolves the dataset generation dilemma but also provides a framework for mapping and visualizing the relationship between difficulty scores and image patterns, offering promising applications across a broader range of tasks.

References

- [1] Omri Avrahami, Dani Lischinski, and Ohad Fried. Blended diffusion for text-driven editing of natural images. In *CVPR*, pages 18208–18218, 2022. 2
- [2] Shekoofeh Azizi, Simon Kornblith, Chitwan Saharia, Mohammad Norouzi, and David J Fleet. Synthetic data from diffusion models improves imagenet classification. *arXiv preprint arXiv:2304.08466*, 2023. 2, 3
- [3] Victor Besnier, Himalaya Jain, Andrei Bursuc, Matthieu Cord, and Patrick Pérez. This dataset does not exist: training models from generated images. In *ICASSP 2020-2020 IEEE International Conference on Acoustics, Speech and Signal Processing (ICASSP)*, pages 1–5. IEEE, 2020. 2
- [4] Tim Brooks, Aleksander Holynski, and Alexei A Efros. Instructpix2pix: Learning to follow image editing instructions. In *CVPR*, pages 18392–18402, 2023. 2
- [5] Prafulla Dhariwal and Alexander Nichol. Diffusion models beat gans on image synthesis. *NeurIPS*, 34:8780–8794, 2021. 2
- [6] Ming Ding, Zhuoyi Yang, Wenyi Hong, Wendi Zheng, Chang Zhou, Da Yin, Junyang Lin, Xu Zou, Zhou Shao, Hongxia Yang, et al. Cogview: Mastering text-to-image generation via transformers. *NeurIPS*, 34:19822–19835, 2021. 2
- [7] Oran Gafni, Adam Polyak, Oron Ashual, Shelly Sheynin, Devi Parikh, and Yaniv Taigman. Make-a-scene: Scene-based text-to-image generation with human priors. In *ECCV*, pages 89–106. Springer, 2022. 2
- [8] Kaiming He, Xiangyu Zhang, Shaoqing Ren, and Jian Sun. Deep residual learning for image recognition. In *Proceedings of the IEEE/CVF Conference on Computer Vision and Pattern Recognition*, pages 770–778, 2016. 6
- [9] Patrick Helber, Benjamin Bischke, Andreas Dengel, and Damian Borth. Eurosat: A novel dataset and deep learning benchmark for land use and land cover classification. *IEEE Journal of Selected Topics in Applied Earth Observations and Remote Sensing*, 12(7):2217–2226, 2019. 6, 7
- [10] Jonathan Ho and Tim Salimans. Classifier-free diffusion guidance. In *NeurIPS Workshop*, 2021. 2
- [11] Jonathan Ho, Ajay Jain, and Pieter Abbeel. Denoising diffusion probabilistic models. *NeurIPS*, 33:6840–6851, 2020. 2
- [12] Jeremy Howard. Imagenette: A smaller subset of 10 easily classified classes from imagenet, 2019. 3, 6, 7
- [13] Edward J Hu, Phillip Wallis, Zeyuan Allen-Zhu, Yuanzhi Li, Shean Wang, Lu Wang, Weizhu Chen, et al. Lora: Low-rank adaptation of large language models. In *International Conference on Learning Representations*. 4
- [14] Edward J Hu, Yelong Shen, Phillip Wallis, Zeyuan Allen-Zhu, Yuanzhi Li, Shean Wang, Lu Wang, and Weizhu Chen. LoRA: Low-rank adaptation of large language models. In *International Conference on Learning Representations*, 2022. 6
- [15] Lianghua Huang, Di Chen, Yu Liu, Yujun Shen, Deli Zhao, and Jingren Zhou. Composer: Creative and controllable image synthesis with composable conditions. *ICML*, 2023. 2
- [16] Tao Huang, Jiaqi Liu, Shan You, and Chang Xu. Active generation for image classification. *arXiv preprint arXiv:2403.06517*, 2024. 2
- [17] Bahjat Kawar, Shiran Zada, Oran Lang, Omer Tov, Huiwen Chang, Tali Dekel, Inbar Mosseri, and Michal Irani. Imagic: Text-based real image editing with diffusion models. *CVPR*, 2023. 2
- [18] Gwanghyun Kim, Taesung Kwon, and Jong Chul Ye. Diffusionclip: Text-guided diffusion models for robust image manipulation. In *CVPR*, pages 2426–2435, 2022. 2
- [19] Jonathan Krause, Michael Stark, Jia Deng, and Li Fei-Fei. 3d object representations for fine-grained categorization. In *the IEEE International Conference on Computer Vision Workshops*, pages 554–561, 2013. 6, 7
- [20] Shiye Lei, Hao Chen, Sen Zhang, Bo Zhao, and Dacheng Tao. Image captions are natural prompts for text-to-image models. *arXiv preprint arXiv:2307.08526*, 2023. 8
- [21] Junnan Li, Dongxu Li, Silvio Savarese, and Steven Hoi. Blip-2: Bootstrapping language-image pre-training with frozen image encoders and large language models. In *International Conference on Machine Learning*, pages 19730–19742, 2023. 6
- [22] Yuheng Li, Haotian Liu, Qingyang Wu, Fangzhou Mu, Jianwei Yang, Jianfeng Gao, Chunyuan Li, and Yong Jae Lee. Gligen: Open-set grounded text-to-image generation. In *CVPR*, pages 22511–22521, 2023. 2
- [23] Luping Liu, Yi Ren, Zhijie Lin, and Zhou Zhao. Pseudo numerical methods for diffusion models on manifolds. In *ICLR*, 2022. 2
- [24] Nan Liu, Shuang Li, Yilun Du, Antonio Torralba, and Joshua B Tenenbaum. Compositional visual generation with composable diffusion models. In *ECCV*, pages 423–439. Springer, 2022. 2
- [25] Jiafeng Mao, Xueting Wang, and Kiyoharu Aizawa. Guided image synthesis via initial image editing in diffusion model. *ACM MM*, 2023. 2
- [26] Chong Mou, Xintao Wang, Liangbin Xie, Jian Zhang, Zhonggang Qi, Ying Shan, and Xiaohu Qie. T2i-adapter: Learning adapters to dig out more controllable ability for text-to-image diffusion models. *arXiv e-prints*, pages arXiv–2302, 2023. 2
- [27] Alexander Quinn Nichol and Prafulla Dhariwal. Improved denoising diffusion probabilistic models. In *ICML*, pages 8162–8171. PMLR, 2021. 2
- [28] Dong Huk Park, Samaneh Azadi, Xihui Liu, Trevor Darrell, and Anna Rohrbach. Benchmark for compositional text-to-image synthesis. In *NeurIPS Datasets and Benchmarks Track (Round 1)*, 2021. 2
- [29] Omkar M Parkhi, Andrea Vedaldi, Andrew Zisserman, and CV Jawahar. Cats and dogs. In *the IEEE/CVF Conference*

- on *Computer Vision and Pattern Recognition*, pages 3498–3505, 2012. 6, 7
- [30] Alec Radford, Jong Wook Kim, Chris Hallacy, Aditya Ramesh, Gabriel Goh, Sandhini Agarwal, Girish Sastry, Amanda Askell, Pamela Mishkin, Jack Clark, et al. Learning transferable visual models from natural language supervision. In *ICML*, pages 8748–8763. PMLR, 2021. 2
 - [31] Aditya Ramesh, Mikhail Pavlov, Gabriel Goh, Scott Gray, Chelsea Voss, Alec Radford, Mark Chen, and Ilya Sutskever. Zero-shot text-to-image generation. In *ICML*, pages 8821–8831. PMLR, 2021. 2
 - [32] Robin Rombach, Andreas Blattmann, Dominik Lorenz, Patrick Esser, and Björn Ommer. High-resolution image synthesis with latent diffusion models. In *CVPR*, pages 10684–10695, 2022. 2, 4, 6
 - [33] Olaf Ronneberger, Philipp Fischer, and Thomas Brox. U-net: Convolutional networks for biomedical image segmentation. In *MICCAI*, pages 234–241. Springer, 2015. 4
 - [34] Nataniel Ruiz, Yuanzhen Li, Varun Jampani, Yael Pritch, Michael Rubinstein, and Kfir Aberman. Dreambooth: Fine tuning text-to-image diffusion models for subject-driven generation. In *CVPR*, pages 22500–22510, 2023. 2
 - [35] Chitwan Saharia, William Chan, Saurabh Saxena, Lala Li, Jay Whang, Emily L Denton, Kamyar Ghasemipour, Raphael Gontijo Lopes, Burcu Karagol Ayan, Tim Salimans, et al. Photorealistic text-to-image diffusion models with deep language understanding. *Advances in Neural Information Processing Systems*, 35:36479–36494, 2022. 2
 - [36] Mert Bülent Saryıldız, Karteek Alahari, Diane Larlus, and Yannis Kalantidis. Fake it till you make it: Learning transferable representations from synthetic imagenet clones. In *Proceedings of the IEEE/CVF Conference on Computer Vision and Pattern Recognition*, pages 8011–8021, 2023. 2
 - [37] Jiaming Song, Chenlin Meng, and Stefano Ermon. Denoising diffusion implicit models. In *ICLR*, 2021. 2
 - [38] Laurens Van der Maaten and Geoffrey Hinton. Visualizing data using t-sne. *Journal of machine learning research*, 9 (11), 2008. 7
 - [39] Ashish Vaswani, Noam Shazeer, Niki Parmar, Jakob Uszkoreit, Llion Jones, Aidan N Gomez, Łukasz Kaiser, and Illia Polosukhin. Attention is all you need. *NeurIPS*, 30, 2017. 4
 - [40] Joshua Vendrow, Saachi Jain, Logan Engstrom, and Aleksander Madry. Dataset interfaces: Diagnosing model failures using controllable counterfactual generation. *arXiv preprint arXiv:2302.07865*, 2023. 2
 - [41] Patrick von Platen, Suraj Patil, Anton Lozhkov, Pedro Cuenca, Nathan Lambert, Kashif Rasul, Mishig Davaadorj, Dhruv Nair, Sayak Paul, William Berman, Yiyi Xu, Steven Liu, and Thomas Wolf. Diffusers: State-of-the-art diffusion models. <https://github.com/huggingface/diffusers>, 2022. 6
 - [42] Andrey Voynov, Kfir Aberman, and Daniel Cohen-Or. Sketch-guided text-to-image diffusion models. *SIGGRAPH*, 2023. 2
 - [43] Catherine Wah, Steve Branson, Peter Welinder, Pietro Perona, and Serge Belongie. The caltech-ucsd birds-200-2011 dataset, 2023. 6, 7
 - [44] Tengfei Wang, Ting Zhang, Bo Zhang, Hao Ouyang, Dong Chen, Qifeng Chen, and Fang Wen. Pretraining is all you need for image-to-image translation. In *arXiv*, 2022. 2
 - [45] Jianhao Yuan, Jie Zhang, Shuyang Sun, Philip Torr, and Bo Zhao. Real-fake: Effective training data synthesis through distribution matching. In *the Twelfth International Conference on Learning Representations*, 2024. 2, 3, 6, 7
 - [46] Lvmin Zhang and Maneesh Agrawala. Adding conditional control to text-to-image diffusion models. *ICCV*, 2023. 2
 - [47] Yuxuan Zhang, Huan Ling, Jun Gao, Kangxue Yin, Jean-Francois Lafleche, Adela Barriuso, Antonio Torralba, and Sanja Fidler. Datasetgan: Efficient labeled data factory with minimal human effort. In *Proceedings of the IEEE/CVF Conference on Computer Vision and Pattern Recognition*, pages 10145–10155, 2021. 2
 - [48] Yongchao Zhou, Hshmat Sahak, and Jimmy Ba. Training on thin air: Improve image classification with generated data. *arXiv preprint arXiv:2305.15316*, 2023. 2