

MILNOR INVARIANTS

FROM CLASSICAL LINKS TO SURFACE-LINKS, AND BEYOND

AKIRA YASUHARA

INTRODUCTION

This is an English translation of the expository article written by the author in Japanese for publication in *Sugaku*.

Milnor invariants for (classical) links were defined by J. Milnor [31],[32] in the 1950's. The study of Milnor invariants has a long history, and counts numerous research results. It is impossible (at least for the author) to cover all of them, so in this article the author only try to explain Milnor invariants from the viewpoint of his research. In [27], J.B. Meilhan explained Milnor invariants from a different perspective, and gave a concise summary of the topics not covered here.

This is not a research paper, so we shall sometimes sacrifice precision and give rough explanations so that a broader audience could follow the outline of this article. On the other hand, we also cover topics that are oriented towards readers who are familiar with knot theory, so we may use technical terms without explanation. For explanations, we sometimes use different terminologies and notations from those in the references. In addition, we occasionally simplify statements of results to fit this article.

The content of this article is as follows: In chapter 1, we treat Milnor invariants for *classical* links. A classical link is a mathematical model of a 'closed strings in space'. Hence it is closely related to real-world object. On the other hand, by ignoring the real world and focusing only on the structure of the link, we obtain something called a *welded link*. In chapter 2, we will discuss Milnor invariants for welded links. We also present an algorithm for computing Milnor invariants. The relationship between 'classical links' and 'welded links' is in some sense similar to the relationship between 'real numbers' and 'complex numbers' and in fact, classical links are embedded in welded links. Extending the study of classical links to welded links may lead to new discoveries. In chapter 3 we present results giving geometric characterizations of Milnor invariants of welded links; these results also hold for classical links, but the results cannot be derived from observations of classical links. In chapter 4, for surfaces in 4-space, i.e., for *surface-links*, we introduce *2-dimensional cut-diagrams*, which can be regarded as welded surface-links. We define Milnor invariants of 2-dimensional cut-diagrams, and via this definition, we also define Milnor invariants of surface-links. In addition, we present an algorithm for computing these Milnor invariants. The definition of a 2-dimensional cut-diagram can be extended to that of an m -dimensional cut-diagram ($m \geq 2$). In chapter 5, we define Milnor invariants for m -dimensional cut-diagrams, and likewise for m -dimensional links.

Acknowledgments. The author thanks Jean-Baptiste Meilhan for useful comments on a draft version of this article.

1. MILNOR INVARIANTS FOR CLASSICAL LINKS

In this chapter, we give a quick overview of Milnor invariants for classical links.

1.1. Links and string links. Let n be a positive integer. An n -component link is a union of n simple closed curves in 3-space. In particular, a 1-component link is called a *knot*. For example, in Figure 1, $K_1 \cup K_2$ is a 2-component link. A link is *trivial* if it bounds a disjoint union of disks. Two links are *equivalent* if there is a ‘continuous deformation’ (more precisely, *an ambient isotopy*) between them.

Let D^2 be the unit disk and D^1 the diameter on the x -axis with same orientation as the x -axis. An n -string link is a union of n simple curves in the cylinder $D^2 \times [0, 1]$ such that the i th component runs from $p_i \times \{0\}$ to $p_i \times \{1\}$ for each $i = 1, \dots, n$, where p_1, \dots, p_n are points on D^1 that are arranged in order along the orientation of D^1 . For example, in Figure 2, $K_1 \cup K_2 \cup K_3$ is a 3-string link.

Two string links are *equivalent* if there is a continuous deformation between them fixing the boundary of $D^2 \times [0, 1]$. An n -string link is *trivial* if it is equivalent to the n -string link $\bigcup_{i=1}^n (p_i \times [0, 1])$.

1.2. Peripheral system and Milnor invariants for links. For an n -component link $L = K_1 \cup \dots \cup K_n$, let $G(L)$ be the fundamental group of the complement of L . As illustrated in Figure 1, for each component K_i , we choose a pair of elements m_i and λ_i in $G(L)$, that are called an i th *meridian* and an i th *longitude* respectively,¹ and we call the pair $(G(L), \{m_i, \lambda_i\}_i)$ a *peripheral system* of L . It is known that the peripheral systems up to certain equivalence give the classification of links [23, Theorem 6.1.7]. Hence investigating the equivalence classes of peripheral systems is nothing more than investigating the equivalence classes of links. As we will see below, Milnor invariants are invariants derived from peripheral systems.

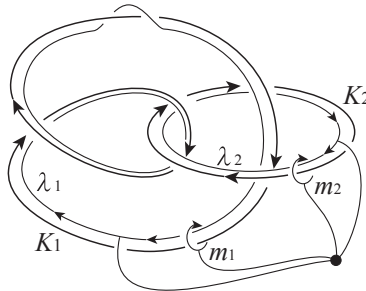


FIGURE 1. Meridian and longitude of a link

Since $G(L)$ is non-commutative, classifying peripheral systems is as difficult as classifying links. Therefore we consider the natural projection

$$\rho_2 : G(L) \longrightarrow N_2(L) = G(L)/\Gamma_2 G(L),$$

¹While we skip the detailed definition, in this article it is enough to know that meridians and longitudes are special elements in $G(L)$ that depend on the link.

where $\Gamma_2 G(L) = [G(L), G(L)]$ is the commutator subgroup² of $G(L)$. We remark that $N_2(L)$ is a free abelian group generated by $\rho_2(m_1), \dots, \rho_2(m_n)$. Hence each $\rho_2(\lambda_k)$ ($k = 1, \dots, n$) can be written as

$$\rho_2(\lambda_k) = \sum_{i \in \{1, \dots, n\} \setminus \{k\}} \mu_L(ik) \rho_2(m_i).$$

The integer coefficient $\mu_L(ik)$ of $\rho_2(m_i)$ is called a (*length-2*) *Milnor invariant* of L .

More generally, for an integer $q \geq 2$ we consider the natural projection

$$\rho_q : G(L) \longrightarrow N_q(L) = G(L)/\Gamma_q G(L),$$

where for a group G , we define $\Gamma_1 G = G$ and $\Gamma_q G = [\Gamma_{q-1} G, G]$. It is known that $N_q(L)$ is a nilpotent group generated by $\rho_q(m_1), \dots, \rho_q(m_n)$, and it is called the *qth nilpotent group* of L (or the *qth nilpotent quotient* of $G(L)$). Taking the *Magnus expansion* $E(\rho_q(\lambda_k))$, we have an integer $\mu_L(I)$ with respect to each sequence $I = i_1, \dots, i_s k$ ($s < q$) with length $s + 1$. Here the Magnus expansion $E(\rho_q(\lambda_k))$ is a formal power series in non-commutative variables X_1, \dots, X_n given by

$$E(\rho_q(m_i)) = 1 + X_i, \quad E(\rho_q(m_i^{-1})) = 1 - X_i + X_i^2 - X_i^3 + \dots \quad (i = 1, 2, \dots, n).$$

We denote the integer coefficient of $X_{i_1} \cdots X_{i_s}$ in $E(\rho_q(\lambda_k))$ by $\mu_L(i_1 \dots i_s k)$. And we define $\mu_L(k) = 0$.

The Magnus expansion has the following property.

Proposition 1.1. ([26], [15]) *Let F be the free group generated by $\alpha_1, \dots, \alpha_n$, and let E be the Magnus expansion defined by $E(\alpha_i) = 1 + X_i$, $E(\alpha_i^{-1}) = 1 - X_i + X_i^2 - X_i^3 + \dots$ for each i . Then the followings hold.*

- (1) $E : F \longrightarrow E(F)$ is a bijection, and for any elements $g, h \in F$, $E(gh) = E(g)E(h)$.
- (2) For an element $g \in F$, $g \in \Gamma_q F$ if and only if the minimal degree of $E(g) - 1$ is at least q .

For a link L , the numbers $\mu_L(I)$ are determined by a peripheral system $(G(L), \{m_i, \lambda_i\}_i)$. But $(G(L), \{m_i, \lambda_i\}_i)$ is not uniquely determined by L , and $\mu_L(I)$ (of length at least 3) are not invariants for L . So, for a sequence I with length at most q , we define

$$\Delta_L(I) := \gcd \left\{ \mu_L(J) \mid \begin{array}{l} J \text{ is a sequence obtained from } I \text{ by deleting at least one} \\ \text{index and permuting the resulting sequence cyclicly} \end{array} \right\},$$

and take the residue class $\bar{\mu}_L(I)$ of $\mu_L(I)$ modulo $\Delta_L(I)$, which is an invariant for L and is called a *Milnor $\bar{\mu}$ -invariant*.³ We note that if the length of I is 2, then $\Delta_L(I) = 0$, and hence $\bar{\mu}_L(I) = \mu_L(I)$. The length of the sequence I is called *the length of Milnor invariant $\bar{\mu}_L(I)$* . It seems that Milnor invariants depend on q , but it is known that Milnor invariants of length at most q are equal to those obtained from ρ_{q+1} . Therefore for any sequence I with length at most q , Milnor invariant $\bar{\mu}_L(I)$ is independent of q .

² $[X, Y]$ is the subgroup generated by the set $\{xy^{-1}x^{-1}y \mid x \in X, y \in Y\}$

³A length-2 Milnor invariant $\mu_L(ik)$ is equal to the *linking number* $\text{lk}(K_i, K_k)$ between K_i and K_k . Hence Milnor invariants are regarded as a generalization of linking number. V.G. Turaev [35] and R. Porter [36] characterized Milnor invariants by means of *Massey product*. Moreover, T. Cochran [12] gave a geometric characterization for Milnor invariants as linking numbers of intersections between *Seifert surfaces* for links, which are closed related to Massey product. K. Murasugi [34] showed that Milnor invariants are given by linking numbers of *branched covering space*.

As in the case of links, we obtain the integer $\mu_L(I)$ for a string link L . In this case, the meridians and the longitudes are uniquely chosen as illustrated in Figure 2. Hence for all I , $\mu_L(I)$ are invariants for L , and they are called *Milnor μ -invariants*.

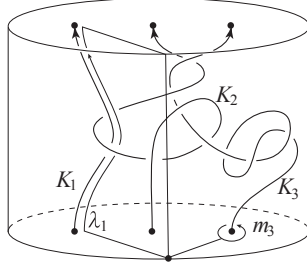


FIGURE 2. Meridian and longitude for a string link

1.3. Automorphisms of nilpotent groups and Milnor invariants. Milnor invariants for string links are defined by N. Habegger and X.S. Lin [20]. Their definition is different from that in the previous section. In this section, we present the idea of the definition by Habegger and Lin.

Set $D_\varepsilon = D^2 \times \{\varepsilon\}$ ($\varepsilon \in \{0, 1\}$). For an n -string link $L \subset D^2 \times [0, 1]$, by Stallings Theorem [41, Theorem 5.1], the inclusion map

$$D_\varepsilon \setminus L \hookrightarrow D^2 \times [0, 1] \setminus L$$

induces the isomorphism

$$\varphi_q^\varepsilon : \pi_1(D_\varepsilon \setminus L) / \Gamma_q \pi_1(D_\varepsilon \setminus L) \longrightarrow N_q(L)$$

for each q . Hence we have an isomorphism

$$\varphi_q := (\varphi_q^1)^{-1} \circ \varphi_q^0 : \pi_1(D_0 \setminus L) / \Gamma_q \pi_1(D_0 \setminus L) \longrightarrow \pi_1(D_1 \setminus L) / \Gamma_q \pi_1(D_1 \setminus L).$$

Since $\pi_1(D_\varepsilon \setminus L) (= \pi_1(D^2 \setminus \{p_1, \dots, p_n\}))$ is the free group F generated by the meridians m_1, \dots, m_n , we have the automorphism

$$\varphi_q : F / \Gamma_q F \longrightarrow F / \Gamma_q F.$$

It follows from the definition of φ_q that $\varphi_q(\rho_q(m_i)) = \rho_q(\lambda_i^{-1} m_i \lambda_i)$. This means that φ_q ‘contains’ the information of Milnor μ -invariants for L . In fact, φ_q can be regarded as Milnor invariants of length at most $q - 1$, see Proposition 2.4.

1.4. Properties of Milnor invariants. We summarize the properties of Milnor invariants that are deeply related to the topics in this article.

- (1) (J. Milnor [32], J. Stallings [41], A. J. Casson [6]) Milnor invariants are *isotopy invariants* for links [32], and moreover *link concordance invariants* [41], [6].
- (2) (K. Habiro [21]) Milnor invariants with length at most k are C_k -*equivalence invariants*, where the C_k -equivalence is an equivalence relation generated by local moves, C_k -*moves*, defined by Habiro [21].

- (3) (J. Milnor [31], N. Habegger and X.S. Lin [20]) For any sequence I consisting of non repeated indices, $\bar{\mu}(I)$ is *link-homotopy* invariant [31], where link-homotopy is an equivalence relation generated by changing *crossings* between strands of the same component. It is known that L is link-homotopic to a trivial link if and only if $\bar{\mu}_L(I) = 0$ for any non-repeated sequence I [31], and that the $\mu(I)$'s classify string links up to link-homotopy [20].⁴

2. DIAGRAMS AND MILNOR INVARIANTS

In this chapter, we define Milnor invariants for welded links, which are defined as a generalization of (diagrams of) classical links, and we also give an algorithm for computing these Milnor invariants.

2.1. Link diagrams. A link L is an object in 3-space, but it can actually be ‘drawn’ on the plane, so we may regard it as a figure on the plane. We call this figure a *diagram of L* . In general, a *link diagram* is a union of closed curves on the plane with finitely many crossings, where each crossing has an ‘over/under information’. Likewise, we can define a *string link diagram* as a union of curves on the rectangle $D^1 \times [0, 1]$ such that the i th component runs from $p_i \times \{0\}$ to $p_i \times \{1\}$. A crossing is locally the intersection of two orthogonal line segments, and the point with over (resp. under) information is called *over crossing* (resp. *under crossing*), where formally we assume that over and under crossings are distinct points on distinct line segments, see Figure 3.

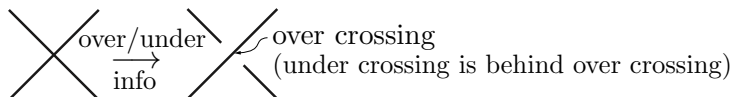


FIGURE 3. Crossing

Two (string) link diagrams are *equivalent* if one is deformed into the other by a combination of continuous deformations (fixing the boundary) and the three local moves R1, R2, R3 in Figure 4, called *Reidemeister moves*.

The following theorem shows that the classification of links is nothing more than the classification of link diagrams.

Theorem 2.1. (*Reidemeister Theorem*) *Two links are equivalent if and only if their diagrams are equivalent.*

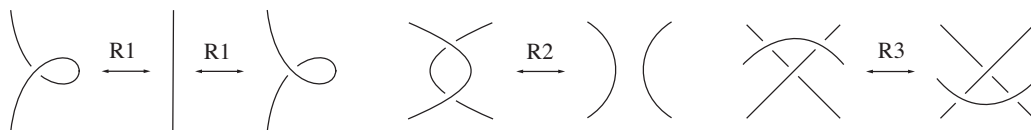


FIGURE 4. Reidemeister moves

⁴This follows from [20, Theorem 1.7], which is not stated in terms of Milnor invariants.

2.2. Virtual link diagrams and welded links ([22],[19],[16]). While all crossings of link diagrams have over/under informations, we extend the concept of link diagrams by considering diagrams that formally allow crossings without over/under informations as on the left side of Figure 3. A diagram containing crossings without over/under information does not correspond to any link in 3-space. It is an ‘imaginary’ link, so it is called a *virtual link diagram*. A crossing without over/under information is called a *virtual crossing*. On the other hand, a crossing with an over/under information is called a *classical crossing*. For convenience, we also allow the case where there are no virtual crossings in a virtual link diagram. From now on, when we emphasize that link diagrams contain only classical crossings, we call them *classical link diagrams*.

For virtual link diagrams, we define five local moves as follows. The first four moves in Figure 5 are called *virtual Reidemeister moves* (VR1,VR2,VR3,VR4), and the last move is called *OC move* (Overcrossings Commute).

The residue classes of the set of virtual link diagrams modulo continuous deformations, Reidemeister moves, virtual Reidemeister moves and OC moves is called *welded links*.⁵ We define *welded string links* in a similar way.

The Reidemeister moves, the virtual Reidemeister moves, and the OC move are called the *welded moves*. As an important property of welded links, the following theorem is known.

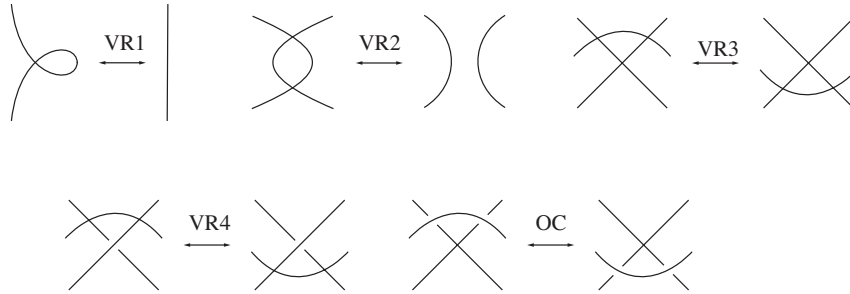


FIGURE 5. Virtual Reidemeister moves, OC move

Theorem 2.2. ([42],[19]) *Two classical link diagrams are equivalent as classical links if and only if they are equivalent as welded links. More precisely, two classical link diagrams are equivalent up to continuous deformations and Reidemeister moves if and only if they are equivalent up to continuous deformations and welded moves.*

This theorem implies that there is a natural injection from the equivalence classes of classical links to welded links, i.e., we can say

‘classical links can be embedded in welded links.’⁶

In this sense, as we mentioned in introduction, the relationship between ‘classical links’ and ‘welded links’ is similar to the relationship between ‘real numbers’ and ‘complex numbers’.

⁵The residue classes modulo continuous deformations, Reidemeister moves and virtual Reidemeister moves are called *virtual links*. Here we never treat virtual links.

⁶The author does not know if string links can be embedded in welded string links.

2.3. Based welded links. For an n -component virtual link diagram L , we choose n points p_1, \dots, p_n on L such that each p_i is on the i th component of L and disjoint from the crossings of L . The pair (L, \mathbf{p}) of L and $\mathbf{p} = (p_1, \dots, p_n)$ is called a *based virtual link diagram*. Two based virtual link diagrams are *equivalent* if one is deformed into the other by a combination of continuous deformations, moves as illustrated in Figure 6, and welded moves that do not contain base points. The residue classes of the set of based virtual link diagrams modulo this equivalence relation is called *based welded links*. Based welded links are ‘between’ welded string links and welded links. In fact we have the following sequence of surjections:

$$\{\text{welded string links}\} \twoheadrightarrow \{\text{based welded links}\} \twoheadrightarrow \{\text{welded links}\}.$$

One advantage of considering based welded links is that peripheral systems can be uniquely defined (as explained in the next section). This means that, like string links, based welded links are very ‘suitable’ objects for defining Milnor invariants. In the next section, we define Milnor invariants for based welded links, and by using this definition, we define Milnor invariants for welded string links and for welded links.




FIGURE 6. A base point passing through a virtual crossing

2.4. Peripheral systems of based welded links. A *diagram* of a (based/string) welded link means a representative of the welded link, i.e., a virtual link diagram. However, since it is tedious to distinguish them, the welded link (i.e. the residue class) and its diagram (i.e. a representative) are often identified. From now on we simply call based welded link diagrams *based diagrams*.

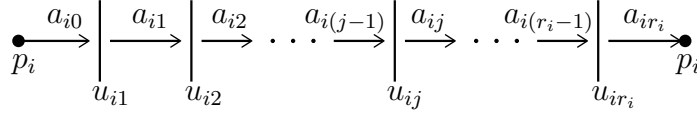
For a based diagram (L, \mathbf{p}) , L is divided into several segments by its base points and under-crossings. These segments are called the *arcs* of L . Let a_{i0} be the outgoing arc from the base point p_i , and let a_{i1}, \dots, a_{ir_i} be the other arcs of the i th component of L that appear after a_{i0} in order, when traveling around the i th component from p_i along the orientation, where $r_i + 1$ is the number of arcs of the i th component ($i = 1, \dots, n$), see Figure 7. Note that a_{ir_i} is the ingoing arc to p_i .

The *group* $G(L, \mathbf{p})$ of (L, \mathbf{p}) is the quotient group of the free group \tilde{F} with generating set $\{a_{ij}\}_{i,j}$ modulo the following relations

$$R_{ij} = a_{i(j-1)} u_{ij}^{\varepsilon(ij)} a_{ij}^{-1} u_{ij}^{-\varepsilon(ij)} \quad (1 \leq i \leq n, \quad 1 \leq j \leq r_i),$$

where u_{ij} denote the arc containing the over crossing between the arcs $a_{i(j-1)}$ and a_{ij} as illustrated in Figure 7, and $\varepsilon(ij) \in \{-1, 1\}$ is the *sign of the crossing* involving $a_{i(j-1)}$, a_{ij} and u_{ij} ; in the figure, if the orientation of u_{ij} is from up to down, then $\varepsilon(ij) = +1$, otherwise $\varepsilon(ij) = -1$.

Remark 2.3. We note that $G(L, \mathbf{p})$ has a group presentation $\langle \{a_{ij}\}_{i,j} \mid \{R_{ij}\}_{i,j} \rangle$. Let $G(L)$ be the group obtained from $\langle \{a_{ij}\}_{i,j} \mid \{R_{ij}\}_{i,j} \rangle$ by adding the relations $a_{i0} a_{ir_i}^{-1}$ ($i = 1, \dots, n$). We call $G(L)$ the *group of L* . It is known that if L is a classical link, then $G(L)$ is isomorphic to the fundamental group of the complement of L .

FIGURE 7. Arcs of K_i

For each i , the two elements a_{i0} and

$$\lambda_i = a_{i0}^{-w_i} u_{i1}^{\varepsilon(i1)} u_{i2}^{\varepsilon(i2)} \cdots u_{ir_i}^{\varepsilon(ir_i)} \quad (\text{where } w_i \text{ is the sum of signs } \varepsilon(il) \text{ for all } u_{il} \subset K_i)$$

of $G(L, \mathbf{p})$ are called the i th meridian and the i th longitude respectively. As in the case of classical links, the pair $(G(L, \mathbf{p}), \{a_{i0}, \lambda_i\}_i)$ is called the *peripheral system* of (L, \mathbf{p}) . We note that the peripheral system of $G(L, \mathbf{p})$ is uniquely determined from the diagram (L, \mathbf{p}) .

2.5. Peripheral systems of diagrams and Milnor invariants. We consider the natural projection

$$\rho_q : G(L, \mathbf{p}) \longrightarrow N_q(L, \mathbf{p}) = G(L, \mathbf{p}) / \Gamma_q G(L, \mathbf{p}).$$

We remark that $N_q(L, \mathbf{p})$ is a nilpotent group generated by $\rho_q(a_{i0}) = \alpha_i$ ($i = 1, \dots, n$), and it is called the q th nilpotent group of (L, \mathbf{p}) (or the q th nilpotent quotient of $G(L, \mathbf{p})$). Hence each $\rho_q(\lambda_k)$ can be written as a word of $\alpha_1, \dots, \alpha_n$. Moreover, it is known that for the free group F with generating set $\{\alpha_i \mid (i = 1, \dots, n)\}$, we have

$$N_q(L, \mathbf{p}) \cong F / \Gamma_q F,$$

see Theorem 2.6. As in the case of string links (see the last paragraph in Section 1.2), by taking the Magnus expansion $E(\rho_q(\lambda_k))$, we have integers $\mu_{(L, \mathbf{p})}(i_1, \dots, i_s k)$ ($s < q$), which are invariants for the based diagram (L, \mathbf{p}) . Since the condition $s < q$ is not essential, we have invariants for all sequences. We call them *Milnor μ -invariants for based welded links*.

For a welded string link S , by identifying both ends $p_i \times \{0\}, p_i \times \{1\}$ of S to a point p_i ($i = 1, \dots, n$), we obtain a based diagram (L, \mathbf{p}) . Then we define $\mu_S(I) := \mu_{(L, \mathbf{p})}(I)$ for all sequences I , and call them *Milnor μ -invariants for the welded string link S* . For a welded link L , by choosing a set \mathbf{p} of base points on L , we have a based diagram (L, \mathbf{p}) . And we define *Milnor $\bar{\mu}$ -invariants $\bar{\mu}_L(I)$ for the welded link L* for all sequences I as the residue classes of $\mu_{(L, \mathbf{p})}(I)$ modulo $\Delta_{(L, \mathbf{p})}(I)$, where

$$\Delta_{(L, \mathbf{p})}(I) := \gcd \left\{ \mu_{(L, \mathbf{p})}(J) \mid \begin{array}{l} J \text{ is a sequence obtained from } I \text{ by deleting at least} \\ \text{one index and permuting the resulting sequence cyclicly} \end{array} \right\}.$$

As the names ‘invariants’ suggest, Milnor invariants for welded string links and welded links are invariants under their equivalence relations respectively.

2.6. Automorphisms of nilpotent groups of diagrams and Milnor invariants.

For each $k (= 1, \dots, n)$, since $\rho_q(a_{kr_k}) = (\rho_q(\lambda_k))^{-1} \alpha_k \rho_q(\lambda_k)$, we have the automorphism

$$\varphi_q = \varphi_q(L, \mathbf{p}) : F / \Gamma_q F \longrightarrow F / \Gamma_q F, \quad \alpha_k \longmapsto \rho_q(a_{kr_k}).$$

By applying the five lemma to the natural exact sequence

$$1 \rightarrow \Gamma_{q-1} F / \Gamma_q F \hookrightarrow F / \Gamma_q F \twoheadrightarrow F / \Gamma_{q-1} F \rightarrow 1,$$

we can see that $\varphi_q(L, \mathbf{p})$ is an isomorphism. As in the case of classical string links, $\varphi_q(L, \mathbf{p})$ can be regarded as the Milnor invariants of (L, \mathbf{p}) of length at most $q - 1$. In fact, by using Proposition 1.1, we have the following proposition.

Proposition 2.4. (cf. [30, Remark 3.6]) *Let q be a positive integer, and let (L, \mathbf{p}) and (L', \mathbf{p}') be based diagrams. For any sequence I of length at most $q - 1$, $\mu_{(L, \mathbf{p})}(I) = \mu_{(L', \mathbf{p}')} (I)$ if and only if $\varphi_q(L, \mathbf{p}) = \varphi_q(L', \mathbf{p}') \in \text{Aut}_c(F/\Gamma_q F)$, where $\text{Aut}_c(F/\Gamma_q F)$ is the set of automorphisms of $F/\Gamma_q F$ that act by conjugation on each generator.*

2.7. Colorings of diagrams and Milnor invariants. A map f from the set of arcs of a diagram (L, \mathbf{p}) to a group X is called an X -coloring of (L, \mathbf{p}) if f satisfies

$$f(a_{ij}) = f(u_j)^{-\varepsilon(j)} f(a_{i(j-1)}) f(u_j)^{\varepsilon(j)},$$

for each classical crossing involving $a_{i(j-1)}, a_{ij}$ and u_j (see Figure 7). Let (L', \mathbf{p}') be a diagram obtained from (L, \mathbf{p}) by a single welded move. Then it is easily seen that there is an X -coloring of (L', \mathbf{p}') which coincides with f for the arcs not contained in the disk where the welded move is applied.

Let \tilde{N} be the normal closure of \tilde{F} that contains $\{R_{ij}\}_{i,j}$, and let $A(L, \mathbf{p})$ be the set of arcs $\{a_{ij}\}_{i,j}$ of (L, \mathbf{p}) . Then by compositing the natural projection

$$A(L, \mathbf{p}) \subset \tilde{F} \twoheadrightarrow \tilde{F}/\tilde{N} = G(L, \mathbf{p})$$

and ρ_q , we have the map

$$\phi_q : A(L, \mathbf{p}) \longrightarrow F/\Gamma_q F (\cong N_q(L, \mathbf{p})).$$

Since ϕ_q is an $(F/\Gamma_q F)$ -coloring of (L, \mathbf{p}) and uniquely determined by (L, \mathbf{p}) , $\phi_q(a_{kr_k})$ is an invariant for (L, \mathbf{p}) . Moreover since $\varphi_q(\alpha_k) = \phi_q(a_{kr_k})$, ϕ_q determines the automorphism φ_q of the nilpotent group of (L, \mathbf{p}) . By Proposition 2.4, these $(F/\Gamma_q F)$ -colorings can also be regarded as Milnor invariants of length at most $q - 1$.

2.8. Chen-Milnor map and an algorithm for computing Milnor invariants. Here we show how to calculate Milnor invariants of based diagrams. This is simply a rewriting of the method given by Milnor [32] for classical links into one for based diagrams.

Let (L, \mathbf{p}) be a based diagram. For the i th component K_i illustrated in Figure 7, we put

$$v_{ij} = u_{i1}^{\varepsilon(i1)} \cdots u_{ij}^{\varepsilon(ij)}.$$

(Note that $\lambda_i = a_{i0}^{-w_i} v_{ir_i}$.) Let F be the free group generated by $a_{i0} = \alpha_i$ ($i = 1, \dots, n$). Then, for a positive integer q , we define inductively a homomorphism

$$\eta_q = \eta_q(L, \mathbf{p}) : \tilde{F} \longrightarrow F(\subset \tilde{F})$$

as follows:⁷

$$(i) \eta_1(a_{ij}) = \alpha_i; \quad (ii) \eta_{q+1}(a_{i0}) = \alpha_i, \quad \eta_{q+1}(a_{ij}) = \eta_q(v_{ij}^{-1}) \alpha_i \eta_q(v_{ij}) \quad (1 \leq j \leq r_i).$$

The map η_q is called *Chen-Milnor map* [10],[32]. The following lemma can be easily shown by induction on q .

Lemma 2.5. ([10],[32])

⁷While η_q is essentially the same as defined in [32], in [32] $a_{i0} \cup a_{ir_i}$ is treated as a single arc.

- (1) For each element $a_{ij} \in \tilde{F}$,
 (i) $\eta_q(a_{ij}) \equiv a_{ij} \pmod{\Gamma_q \tilde{F} \cdot \tilde{N}}$, and (ii) $\eta_q(a_{ij}) \equiv \eta_{q+1}(a_{ij}) \pmod{\Gamma_q F}$.
 (2) For each relation R_{ij} , $\eta_q(R_{ij}) \equiv 1 \pmod{\Gamma_q F}$.

Since $N_q(L, \mathbf{p}) = (\tilde{F}/\tilde{N})/\Gamma_q(\tilde{F}/\tilde{N}) \cong \tilde{F}/\Gamma_q \tilde{F} \cdot \tilde{N}$, by the lemma above, we have the following theorem.

Theorem 2.6. (*J. Milnor [32]*)

- (1) η_q induces an isomorphism

$$N_q(L, \mathbf{p}) \cong \langle \alpha_1, \dots, \alpha_n \mid \Gamma_q F \rangle.$$

- (2) $\rho_q(\lambda_k) = \eta_q(\lambda_k) \Gamma_q F (\in F/\Gamma_q F)$, and hence $\eta_q(\lambda_k)$ is a representative of $\rho_q(\lambda_k)$.

Remark 2.7. Since $\eta_q(a_{i_0} a_{i_r}^{-1}) = [\alpha_i, \alpha_i^{w_i} \eta_q(\lambda_i)] = [\alpha_i, \eta_q(\lambda_i)]$ for each $i (= 1, \dots, n)$, by combining Remark 2.3 and Theorem 2.6, we see that $N_q(L) = G(L)/\Gamma_q G(L)$ has the following presentation

$$\langle \alpha_1, \dots, \alpha_n \mid [\alpha_1, \eta_q(\lambda_1)], \dots, [\alpha_n, \eta_q(\lambda_n)], \Gamma_q F \rangle.$$

By Proposition 1.1 (2) and Theorem 2.6, we have the following corollary.

Corollary 2.8. *The Milnor invariant $\mu_{(L, \mathbf{p})}(i_1, \dots, i_s k)$ for (L, \mathbf{p}) is equal to the coefficient of $X_1 \cdots X_s$ in the Magnus expansion of $\eta_q(\lambda_k)$, where q is an integer with $q > s$.*

Remark 2.9. As explained above, Milnor invariants are ‘theoretically’ easy to compute. However, when we actually do the calculations, we notice that the length of the word $\eta_q(\lambda_k)$ grows exponentially with q . Furthermore, performing the Magnus expansion on it, the amount of calculations becomes enormous. Therefore, by this naive algorithm, it is impossible to calculate it even using a computer. Takabatake, Kuboyama and Sakamoto noticed that long words that appear in the process of calculating Milnor invariants contain a lot of repetitions, and by ‘folding’ the words by these repetitions, they succeeded to produce a program that can calculate up to about $q = 16$ (depending on the complexity of the links) [43].

Remark 2.10. Dye and Kauffman’s 2010 paper is often cited as the first paper that tried to extend Milnor invariants to virtual diagrams. However, their paper contains obvious and fatal errors ([24, Remark 4.6], [33, Remark 6.8]). Therefore it should be avoided. In fact, the first successful extension is by Kravchenko and Polyak in [25]. They extended Milnor link-homotopy μ -invariants to virtual string links. Kotorii then extended Milnor link-homotopy $\bar{\mu}$ -invariants to virtual links in [24]. Both extensions are invariants of welded diagrams, but restricted to the case of link homotopy invariants. In the general case, Audoux, Bellingeri, Meilhan and Wagner extended Milnor μ -invariants to welded string links in [1], and Chrisman defined Milnor $\bar{\mu}$ -invariants for welded links in [11]. In [33], Miyazawa, Wada and the author gave Milnor invariants for (based) welded (string) links using a way completely independent of [1] and [11]. Although these extended Milnor invariants are defined in different ways, they are the same invariant, i.e., for welded (string) links, their values coincide.

3. CHARACTERIZATION OF MILNOR INVARIANTS

In this chapter we discuss the characterization of based diagrams that have the same Milnor invariants. Milnor invariants can be characterized by two equivalence relations, W_k -concordance and *self* W_k -concordance, on diagrams.

3.1. W_k -concordance and Milnor invariants. The W_k -concordance is an equivalence relation that combines two equivalence relations, W_k -equivalence and *welded-concordance*, which are explained in the next section. The W_k -equivalence can be seen as a welded version of C_k -equivalence, an equivalence relation on classical links defined by Habiro [21].

B. Colombari [13] showed the following theorem.

Theorem 3.1. (*B. Colombari [13]*) *Let k be a positive integer. Two based diagrams (L, \mathbf{p}) and (L', \mathbf{p}') are W_k -concordant if and only if $\mu_{(L, \mathbf{p})}(I) = \mu_{(L', \mathbf{p}')}(I)$ for any sequence I of length at most k .*

Remark 3.2. In the paper [13], the statement of Theorem 3.1 is made for welded string links rather than based diagrams. These statements are essentially the same. We can define a *product* on the set wSL of welded n -string links. It is shown that the set of W_k -concordance classes $\text{wSL}/(W_k + c)$ forms a group under the product. Moreover, by using Proposition 2.4 (for the welded string link version) and Theorem 3.1, we can show the following isomorphism

$$\text{wSL}/(W_k + c) \cong \text{Aut}_c(F/\Gamma_{k+1}F).$$

Remark 3.3. Theorem 3.1 also holds when restricted to classical string links. That is, it completely characterizes Milnor invariants of classical string links. There are many papers that try to characterize Milnor invariants. In particular, the C_k -concordance [28] and *Whitney tower concordance* [14] are closely related to Milnor invariants, but they cannot give a complete characterization. These studies are done in the ‘real world’ of classical string links and C_k -concordance. On the other hand, Colombari gave the result in the ‘real world’ by expanding his study to the ‘imaginary world’ (i.e., welded string links and W_k -concordance). This is a successful example of how extending the world of classical objects to include welded objects allows us to solve problems from a new perspective.

3.2. W_k -equivalence. The content of this section is due to [29]. Our main purpose here is to introduce the definition of W_k -equivalence. Before explaining W_k -equivalence, some preparation is necessary. From now on, in order to deal with diagrams of (based) welded links and welded string links simultaneously, for convenience, we assume that they are contained in the disk.

3.2.1. W -tree. Let L be a diagram. A tree T that is ‘drawn’ (*immersed*) on the disk is called a W -tree for L if it satisfies the following conditions:

- (1) The valency of each vertex of T is either 1 or 3, i.e., T is a *uni-trivalent tree*.
- (2) The trivalent vertices are disjoint from L , and the univalent vertices are contained in L and disjoint from the crossings (and base points) of L .

- (3) All edges are oriented so that each trivalent vertex has two ingoing and one outgoing edge.
- (4) We allow only virtual crossings between edges of T , and between L and edges of T .
- (5) Each edge of T is assigned a number (possibly zero) of decorations, called *twists*, which are disjoint from all vertices and crossings. (Although base points and twists are both presented by black dots, twists are on edges of T and base points are on the diagram L .)

A univalent vertex of T with outgoing edge is called a *tail*, and a univalent vertex with an ingoing edge is called a *head*. From condition (3) above, we can see that a W -tree has a unique head, and that specifying the head determines the tails and the orientation of the entire W -tree. The tails and head are called *ends*.

The *degree of T* is the number of the tails of T , and a W_k -tree is a W -tree with degree k . In particular, a W_1 -tree is called a W -arrow.

For a union of W -trees for L , vertices are assumed to be pairwise disjoint, and all crossings among edges are assumed to be virtual, see Figure 8 for an example. From now on, when drawing diagrams, we will distinguish them from W -trees by drawing them with slightly thicker lines as in Figure 8.

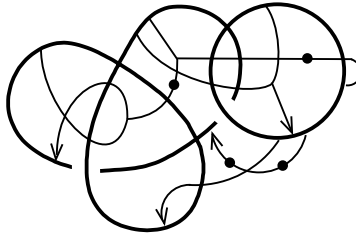


FIGURE 8. A union of a W_3 -tree, a W_2 -tree and two W -arrows

W -trees act as ‘guides’ for transforming diagrams locally. *Surgery along a W -tree* is a local move on a diagram using the W -tree as a guide, as described below. Before describing surgery along a W -tree, we need to explain *surgery along W -arrow*.

3.2.2. *Surgery along W -arrows.* Let A be a union of W -arrows for L . *Surgery along A* yields a new diagram, denoted by L_A , which is defined as follows.

- (i) If a W -arrow in A does not contain any crossing or twist, we perform the operation shown in Figure 9. Note that this operation depends only on the orientation of L near the tail of the W -arrow.
- (ii) If a W -arrow in A contains some crossings and/or twists, in addition to the operations in Figure 9 on the ends, we also perform the operations on the edge in Figure 10.

An *arrow presentation* for a diagram L is a pair (V, A) of a diagram V without classical crossings and a union of W -arrows A for V , such that V_A is equivalent to the diagram L . Any diagram admits an arrow presentation since all classical crossings can be replaced with virtual crossings and W -arrows as shown in Figure 11.

Two arrow presentations (V, A) and (V', A') are *equivalent* if V_A and $V'_{A'}$ are equivalent. An arrow presentation (V, A) is sometimes treated as a union $V \cup A$ of a diagram V and



FIGURE 9. Surgery along W -arrow (i)

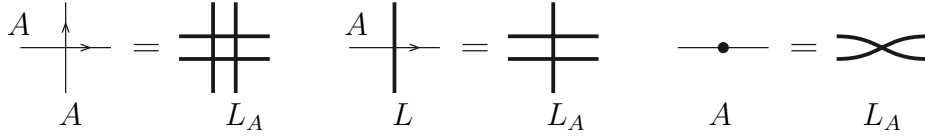


FIGURE 10. Surgery along W -arrow (ii)

W -arrows A , and we do not distinguish them unless necessary. One of the advantages of the arrow presentation is that $V \cup A$ contains no classical crossings.



FIGURE 11. A classical crossing can be replaced by a virtual crossing and a W -arrow

3.2.3. *Arrow-moves.* *Arrow moves* consist of the virtual Reidemeister moves VR1, VR2, VR3, where they may contain W -arrows, and the local moves AR1, ..., AR10 in Figure 12. We stress that arrow moves contain no classical crossings. Here the vertical lines in AR1, AR2, AR3 are assumed to be included in diagrams or W -arrows, and white dots \circ on W -arrows in AR8 and AR10 mean that the W -arrows may or may not include twists. Then we have the following.

Theorem 3.4. *Two arrow presentations are equivalent if and only if they are deformed into each other by a combination of continuous deformations and arrow moves, where in the case of based diagram, in addition to VR1, VR2, VR3, the move of Figure 6 is also required, and the local moves AR1, ..., AR10 do not include base points.*

3.2.4. *Surgery along W -trees.* In the following, we define *surgery along W -trees*. For an integer $k \geq 2$, the expansion (E) of a W_k -tree is an operation that replaces a W_k -tree with four W -trees of degree less than k , as shown in Figure 13. For each figure of Figure 13, the left (resp. right) dashed parts in the figure on the right of ‘ $\xrightarrow{(E)}$ ’ means the same figures as the left (resp. right) dashed part in the figure on the left of ‘ $\xrightarrow{(E)}$ ’. The ends of the dashed parts are only the tails of the trees, and their arrangement is chosen arbitrarily. In general, for a W -tree T , by repeating the expansion we obtain a union $E(T)$ of W -arrows from T (Figure 14). While $E(T)$ depends on the arrangement of its tails, thanks to AR7 it is unique up to the arrow moves. Then we define *surgery along a W -tree T* as surgery along $E(T)$. In this case, we denote $L_{E(T)}$ by L_T . Similarly, we define surgery along a union of W -trees.

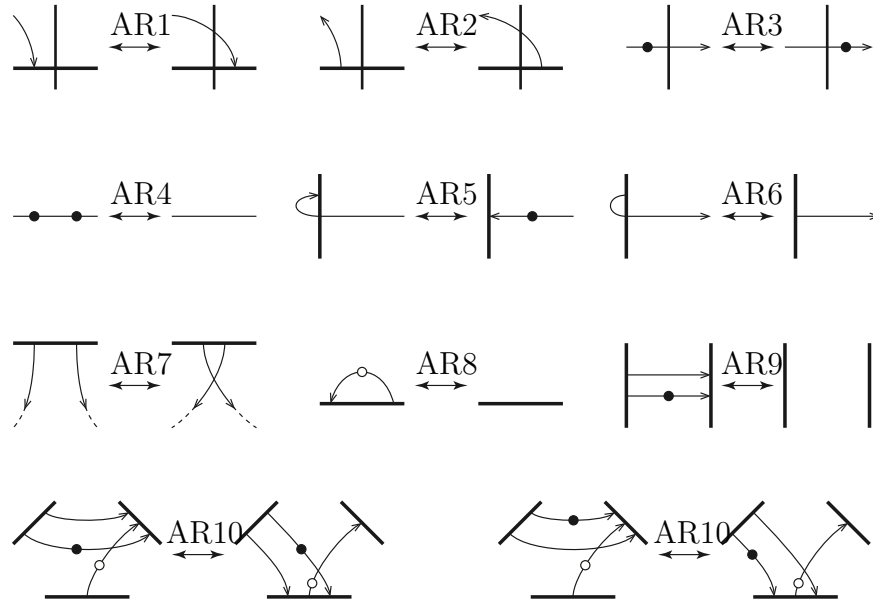


FIGURE 12. Arrow moves AR1–AR10

We say that L_T is obtained from L by a W_k -move if T is a W_k -tree. In particular, we say that L_T is obtained from L by a *self* W_k -move if all ends of T are contained in the same component of L . Using the move (I) in Figure 15, we can see that L is obtained from L_T by a (self) W_k -move, i.e., there is a (self) W_k -tree T' such that $(L_T)_{T'}$ and L are equivalent.

Two diagrams L and L' are (self) W_k -equivalent if there is a sequence of diagrams

$$L = L_0, L_1, \dots, L_m = L'$$

such that, for each $i (= 1, \dots, m)$, L_i is equivalent to L_{i-1} , or L_i is obtained from L_{i-1} by a (self) W_l -move ($l \geq k$).⁸




FIGURE 13. Expansion (E) of a tree

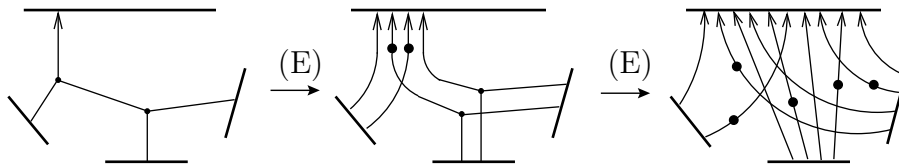


FIGURE 14. Expansions of a W_3 -tree

⁸It is shown that if $l > k$, then a (self) W_l -move is realized by (self) W_k -moves [4].

A *tree presentation* for a diagram L is a pair (V, T) of a diagram V without classical crossings and a union of W -trees T for V , such that V_T is equivalent to the diagram L . Two tree presentations (V, T) and (V', T') are *equivalent* if V_T and $V'_{T'}$ are equivalent. A tree presentation (V, T) is sometimes treated as a union $V \cup T$ of a diagram V and W -trees T , and we do not distinguish them unless otherwise necessary.

3.2.5. *W-tree moves.* A local move on a W -tree presentation is called a *W-tree move* if it preserves the equivalence classes of the W -tree presentations. Here, we introduce four of them given in [29] that will be needed later.

The moves in Figure 15 are called *move (I)* (**I**nverse), *move (TE)* (**T**ail **E**xchange), *move (HE)* (**H**ead **E**xchange) and *move (HTE)* (**H**ead **T**ail **E**xchange).

In the move (TE), the two tails may be in the same W -tree. The right side S of the move (HTE) in Figure 15 represents a union of several W -trees, each of which has degree greater than the sum of the degrees of the two W -trees on the left side. Moves (I) and (TE) are obtained by AR9 and by a combination of AR7 and the expansions of W -trees respectively. For the move (HE), by the expansion of the middle W -tree of the W -tree presentation on the right side and applying the move (I) and AR4, the W -tree presentation on the left side is obtained. To obtain the move (HTE), in addition to AR9, AR10, the expansions of W -trees and the move (HE), a move called ‘Twist’ (not introduced here) is required. This requires more complex discussions than the other moves, so we omit the details.

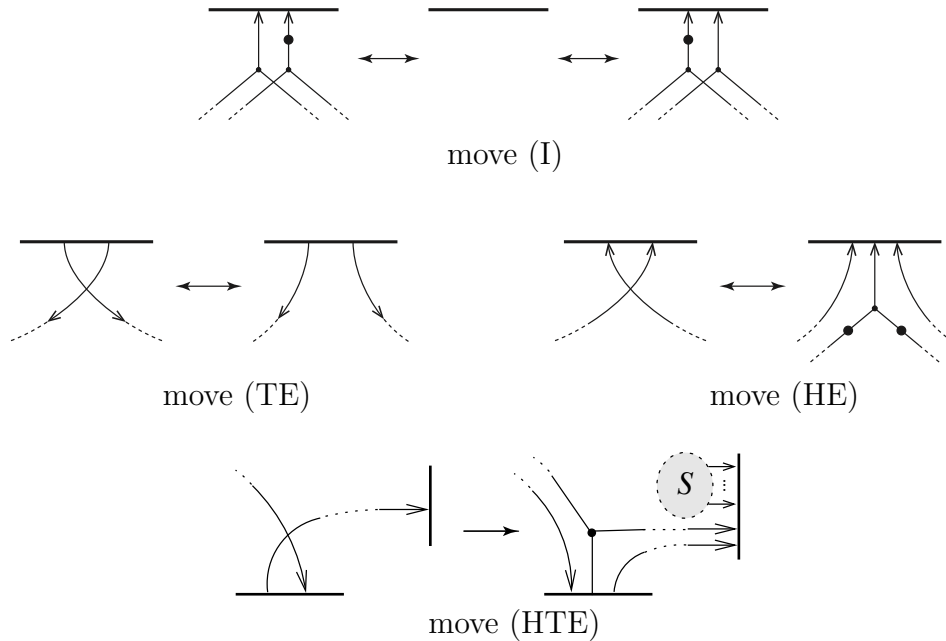


FIGURE 15. W -tree moves

3.3. **Welded-concordance.** Two n -component diagrams L and L' are *welded-concordant* if one can be deformed into the other by a sequence of welded equivalence and the *birth/death* and *saddle* moves of Figure 16, such that, for each $i \in \{1, \dots, n\}$, the number of birth/death moves is equal to the number of saddle moves, in the deformation from

the i th component of L into the i th component of L' . In the case of based diagrams, the move of Figure 6 is also required, and each local move does not include base points.

It is shown that Milnor invariants for diagrams are welded-concordance invariants [11].

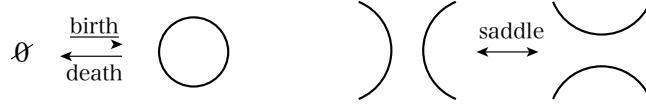


FIGURE 16. Birth/death and saddle moves

Remark 3.5. If L and L' are classical links, then the usual *link concordance* implies the welded-concordance. In the definition of the welded-concordance, the condition on the numbers of birth/death and saddle moves corresponds to the fact that each components of L and L' bounds an annulus in the 4-space. In contrast to the usual link concordance, all welded knots are welded-concordant to the trivial knot [18].

3.4. Ascending presentation and Milnor invariants. In this subsection, we give a sketch of proof of Theorem 3.1 using a special W -tree presentation called *ascending* presentation.

Let (V, T) be a W -tree presentation of a based diagram (L, \mathbf{p}) . Note that V is also a based diagram. The W -tree presentation (V, T) is *ascending*⁹ if, when running around each component of V from the base point along the orientation, all tails of T appear before all heads of T . A based diagram is *ascendable* if it has an ascending presentation.

3.4.1. Peripheral systems of ascending presentations. Let (L, \mathbf{p}) be an ascendable diagram with an ascending W -tree presentation (V, T) . Since $V \cup T$ contains no classical crossings, by (after doing expansions of W -trees) arrow moves we may assume that V is a based diagram (O, \mathbf{p}) , where O is a trivial diagram, i.e., it contains no crossings. In the following, we suppose that $V = (O, \mathbf{p})$.

By the expansions of W -trees, we obtain a W -arrow presentation $((O, \mathbf{p}), A)$ from the ascending presentation $((O, \mathbf{p}), T)$, where for each W -arrow in A , a small segment adjacent to the head is always assumed to be on the right side with respect to the orientation of the component of O that contains the head. Furthermore, we may assume that each W -arrow contains at most one twist. We remark that $((O, \mathbf{p}), A)$ is ascending, since $((O, \mathbf{p}), T)$ is ascending.

For $((O, \mathbf{p}), A)$, we assign a label by arc α_i to the W -arrow whose tail is in the i -th component of O . Let F be the free group generated by $\{\alpha_1, \dots, \alpha_n\}$, let u_{i1}, \dots, u_{ir_i} be the labels of W -arrows that appear in order, when traveling around the i th component of V from the base point along the orientation.

Then we define

$$l_i^A := u_{i1}^{\varepsilon(i1)} \cdots u_{ir_i}^{\varepsilon(ir_i)} \in F,$$

where $\varepsilon(ij) = -1$ if the W -arrow corresponding to u_{ij} contains a twist, and $\varepsilon(ij) = +1$ otherwise. By the definition of surgery along W -arrows, it can be seen that l_i^A is the sequence of signed labels of the over crossings that appear when running around the i th

⁹This notion was first defined in [1], in the context of Gauss diagrams.

component of O_A from the base point. Moreover, if necessary, by using AR8 move with preserving the ascending presentation, l_i^A can be regarded as an i th longitude λ_i^L . Since l_i^A is an element of the free group F , we have the following proposition.

Proposition 3.6. ([2]) *Let $((O, \mathbf{p}), A)$ and $((O, \mathbf{p}), A')$ be ascending presentations for ascendable based diagrams (L, \mathbf{p}) and (L', \mathbf{p}') respectively. If $l_i^A = l_i^{A'} (\in F)$ for each i , then $((O, \mathbf{p}), A)$ and $((O, \mathbf{p}), A')$ are deformed into each other by a combination of AR7 and AR9, and hence, (L, \mathbf{p}) and (L', \mathbf{p}') are equivalent.*

On the other hand, by Proposition 1.1 (2), we have the following.

Proposition 3.7. ([13]) *For any sequence I with length at most q , $\mu_{(L, \mathbf{p})}(I) = \mu_{(L', \mathbf{p}')} (I)$ if and only if for each i , $\lambda_i^L \equiv \lambda_i^{L'} \pmod{\Gamma_q F}$.¹⁰*

3.4.2. *Sketch of the proof of Theorem 3.1.* Since the ‘only if’ part of Theorem 3.1 is not difficult to show, we admit that the ‘only if’ part holds and show the ‘if’ part. Also, since the case $k = 1$ is obvious, we suppose that $k \geq 2$.

(Step 1) We deform by W_k -concordance the W -tree presentations of (L, \mathbf{p}) and (L', \mathbf{p}') into ascending presentations $((O, \mathbf{p}), T)$ and $((O, \mathbf{p}), T')$, respectively. This can be done by using the move (HTE) and welded-concordance. Doing the expansions of T and T' , we have ascending W -arrow presentations $((O, \mathbf{p}), A)$ and $((O, \mathbf{p}), A')$.

(Step 2) Since $\mu_{(L, \mathbf{p})}(I) = \mu_{(L', \mathbf{p}')} (I)$ for any sequence I with length at most k , by the ‘only if’ part of Theorem 3.1, $\mu_{(O_A, \mathbf{p})}(I) = \mu_{(O_{A'}, \mathbf{p}')} (I)$. Therefore, by Proposition 3.7, for each i , we have

$$l_i^A \equiv l_i^{A'} \pmod{\Gamma_k F}.$$

In other words, there is an element g_i in $\Gamma_k F$ such that $l_i^{A'} = l_i^A g_i \in F$. By Proposition 3.6, there are W -arrows B such that $O_{A'} = O_{A \cup B}$ and $l_i^{A'} = l_i^A l_i^B$.

(Step 3) From an algebraic point of view, we see that g_i is a product of commutators g_{i1}, \dots, g_{it_i} consisting of $\{\alpha_1^{\pm 1}, \dots, \alpha_n^{\pm 1}\}$ with length at least k . And by applying the inverse of expansion (Figure 17) to the W -arrows corresponding to each g_{is} , we obtain a W -tree of degree at least k . Hence $O_{A'} = O_{A \cup B}$ and O_A are W_k -equivalent.

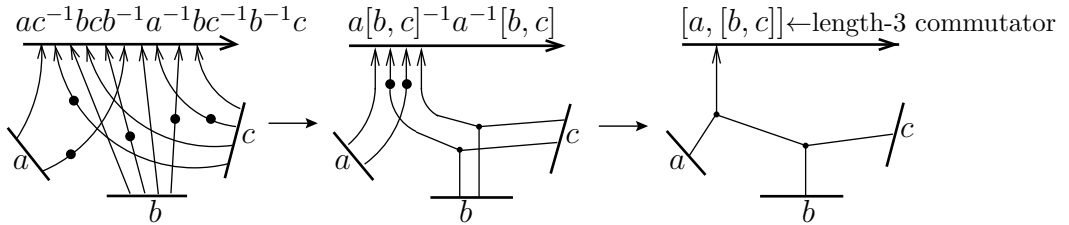


FIGURE 17. Inverse of expansion (where $[x, y] := xy^{-1}x^{-1}y$)

3.5. Self W_k -concordance and Minor invariants. The content of this section is due to [4]. The *self W_k -concordance* is an equivalence relation on diagrams obtained by combining self W_k -equivalence and welded-concordance. Here, we introduce the result that the self W_k -concordance classification is given by Milnor invariants.

¹⁰This proposition does not require the assumption of ‘ascending’.

3.5.1. *k-reduced quotient groups and Milnor invariants.* In this section, we define the k -reduced quotient group of a based diagram (L, \mathbf{p}) , and explain the relation between this group and Milnor invariants $\mu_{(L, \mathbf{p})}(I)$ ($r(I) \leq k$), where

$$r(I) := \max\{r_i \mid i \text{ appears } r_i \text{ times in } I \ (i = 1, \dots, n)\}.$$

The arguments in this section are simply rewritings of those in [4] for welded string links into those for based diagrams.

For the peripheral system $(G(L, \mathbf{p}), \{a_{i0}, \lambda_i\}_i)$ of (L, \mathbf{p}) , let $G_i(L, \mathbf{p})$ be the normal closure of $G(L, \mathbf{p})$ that contains a_{i0} . We call the quotient group

$$R_k(L, \mathbf{p}) := G(L, \mathbf{p})/\Gamma_{k+1}G_1(L, \mathbf{p}) \cdots \Gamma_{k+1}G_n(L, \mathbf{p})$$

the k -reduced group of (L, \mathbf{p}) or the k -reduced quotient of $G(L, \mathbf{p})$.

When $k = 1$, it is the *link group* defined by Milnor [31]. Since $G(L, \mathbf{p})$ is also sometimes called link group, we use a different name here. Habegger and Lin [20] call it the *reduced group*.

It is known that $R_k(L, \mathbf{p})$ is a nilpotent group for any positive integer k , and

$$\Gamma_{kn+1}G(L, \mathbf{p}) \subset \Gamma_{k+1}G_1(L, \mathbf{p}) \cdots \Gamma_{k+1}G_n(L, \mathbf{p}).$$

Therefore we have the following surjection.

$$N_{kn+1}(L, \mathbf{p}) = G(L, \mathbf{p})/\Gamma_{kn+1}G(L, \mathbf{p}) \twoheadrightarrow R_k(L, \mathbf{p}).$$

By composing respectively this with the two maps

$$\rho_{kn+1} : G(L, \mathbf{p}) \rightarrow N_{kn+1}(L, \mathbf{p}), \quad \phi_{kn+1} : A(L, \mathbf{p}) \rightarrow N_{kn+1}(L, \mathbf{p})$$

defined in Sections 2.5 and 2.7, we have the two maps

$$\rho_{R_k} : G(L, \mathbf{p}) \rightarrow R_k(L, \mathbf{p}), \quad \phi_{R_k} : A(L, \mathbf{p}) \rightarrow R_k(L, \mathbf{p}).$$

Since $N_{kn+1}(L, \mathbf{p})$ is generated by $\rho_{kn+1}(a_{i0})$ ($i = 1, \dots, n$), $R_k(L, \mathbf{p})$ is generated by $\rho_{R_k}(a_{i0}) = \alpha_i$ ($i = 1, \dots, n$). Hence $\rho_{R_k}(\lambda_k)$ is written as a word of $\alpha_1, \dots, \alpha_n$.

Let F be the free group generated by $\alpha_1, \dots, \alpha_n$, and let N_i be the normal closure containing α_i for each $i = 1, \dots, n$. Similar to Theorem 2.6 (1), the following theorem holds.

Theorem 3.8. *The Chen-Milnor map η_{kn+1} induces the following isomorphism*

$$R_k(L, \mathbf{p}) \cong \langle \alpha_1, \dots, \alpha_n \mid \Gamma_{k+1}N_1 \cdots \Gamma_{k+1}N_n \rangle (= F/\Gamma_{k+1}N_1 \cdots \Gamma_{k+1}N_n).$$

As in Section 2.7, by the theorem above, ϕ_{R_k} is a $(F/\Gamma_{k+1}N_1 \cdots \Gamma_{k+1}N_n)$ -coloring.

3.5.2. *Self W_k -concordance classification.* As in Section 2.6, we can define the automorphism

$$\varphi_{R_k} : R_k F \longrightarrow R_k F, \quad \alpha_k \longmapsto \rho_{R_k}(\lambda_k)^{-1} \alpha_k \rho_{R_k}(\lambda_k)$$

of $R_k F = F/\Gamma_{k+1}N_1 \cdots \Gamma_{k+1}N_n$.

The following theorem gives the self W_k -concordance classification of based diagrams.

Theorem 3.9. *Let (L, \mathbf{p}) and (L', \mathbf{p}') be based diagrams. Then for any positive integer k , the following (1), (2) and (3) are mutually equivalent.*

- (1) *For any sequence I with $r(I) \leq k$, $\mu_{(L, \mathbf{p})}(I) = \mu_{(L', \mathbf{p}')} (I)$.*
- (2) *$\varphi_{R_k}(L, \mathbf{p}) = \varphi_{R_k}(L', \mathbf{p}') \in \text{Aut}_c(R_k F)$.*

(3) (L, \mathbf{p}) and (L', \mathbf{p}') are self W_k -concordant.

Here $\text{Aut}_c(R_k F)$ is the set of automorphisms of $R_k F$ that act by conjugation on each generator.

Remark 3.10. (1) In [4], the statement of Theorem 3.9 is given for welded string links rather than based diagrams. These statements are essentially the same. The self W_1 -concordant classes coincide with the self W_1 -equivalence classes. The self W_1 -equivalence classification of welded string links is given in [1].

(2) The set of self W_k -concordance classes $\text{wSL}/(\text{self } W_k + c)$ of welded n -string links forms a group under the product of welded string links. Moreover by using Theorem 3.9 (for the welded string link version), we can show the following isomorphism

$$\text{wSL}/(\text{self } W_k + c) \cong \text{Aut}_c(R_k F).$$

Remark 3.11. It is shown by T. Fleming and the author [17] that for any sequence I with $r(I) \leq k$, Milnor invariant $\mu(I)$ is a self C_k -equivalence invariant. The self C_1 -equivalence is link-homotopy, and the self C_2 -equivalence is often called the *self Δ -equivalence*. For the case $k = 1, 2$, it is shown in [31] and [45] respectively that a classical link L is self C_k -equivalent to a trivial if and only if $\bar{\mu}_L(I) = 0$ for any sequence I with $r(I) \leq k$. The self C_k -concordance classification for classical string links is given in [20] for $k = 1$ and in [44] for $k = 2$.

3.5.3. *Sketch of the proof of Theorem 3.9.* The key for the proof of Theorem 3.9 is ascending presentations, as in the proof of Theorem 3.1. We need two additional theorems below.

A W -tree T for a diagram L is a $W^{(k)}$ -tree if at least k ends of T belong to the same component of L . The $W^{(k)}$ -equivalence is an equivalence relation on diagrams generated by surgery along $W^{(k)}$ -trees, and the $W^{(k)}$ -concordance is a combination of the $W^{(k)}$ -equivalence and welded-concordance.

Theorem 3.12. *Let k be a positive integer. Two diagrams are $W^{(k+1)}$ -equivalent if and only if they are self W_k -equivalent.*

Theorem 3.13. *Let λ_i^L and $\lambda_i^{L'}$ be i th longitudes of based diagrams (L, \mathbf{p}) and (L', \mathbf{p}') , respectively. Then $\mu_{(L, \mathbf{p})}(I) = \mu_{(L', \mathbf{p}')}(I)$ for any sequence I with $r(I) \leq k$ if and only if $\rho_{R_k}(\lambda_i^L) \equiv \rho_{R_k}(\lambda_i^{L'}) \pmod{\Gamma_{k+1}N_1 \cdots \Gamma_k N_i \cdots \Gamma_{k+1}N_n}$.*

Since the proof of (1) \Rightarrow (3) is the most difficult, we admit (3) \Rightarrow (1) and (1) \Leftrightarrow (2) (and Theorems 3.12 and 3.13) and only give a sketch of proof of (1) \Rightarrow (3).

(Step 1) We deform by W_{kn} -concordance the W -tree presentations of (L, \mathbf{p}) and (L', \mathbf{p}') into ascending presentations $((O, \mathbf{p}), T)$ and $((O, \mathbf{p}'), T')$, respectively. Doing expansions of T and T' , we have ascending W -arrow presentations $((O, \mathbf{p}), A)$ and $((O, \mathbf{p}'), A')$. Since a W_{kn} -tree has $kn + 1$ ends, it is a $W^{(k+1)}$ -tree. Hence, by Theorem 3.12, (L, \mathbf{p}) and (L', \mathbf{p}') are self W_k -equivalent to $((O, \mathbf{p}), A)$ and $((O, \mathbf{p}'), A')$ respectively.

(Step 2) Since $\mu_{(L, \mathbf{p})}(I) = \mu_{(L', \mathbf{p}')} (I)$ for any sequence I with $r(I) \leq k$, by (3) \Rightarrow (1) of Theorem 3.9, $\mu_{(O_A, \mathbf{p})}(I) = \mu_{(O_{A'}, \mathbf{p}')} (I)$. Therefore, by Theorem 3.13, for each i , we have

$$l_i^A \equiv l_i^{A'} \pmod{\Gamma_{k+1}N_1 \cdots \Gamma_k N_i \cdots \Gamma_{k+1}N_n}.$$

Hence, there are elements $g_{ij} \in \Gamma_{k+1}N_j$ ($j \neq i$), $g_{ii} \in \Gamma_k N_i$ such that $l_i^{A'} = l_i^A g_{i1} \cdots g_{in} \in F$. By Proposition 3.6, there are W -arrows B such that $O_{A'} = O_{A \cup B}$ and $l_i^{A'} = l_i^A l_i^B$.

(Step 3) From an algebraic point of view, we have that

- (a) if $j \neq i$, then $g_{ij} \in \Gamma_{k+1}N_j$ is a product of commutators $g_{ij}^1, \dots, g_{ij}^{s_j}$ with length at least k where α_j appears at least $k+1$ times, and
- (b) if $j = i$, $g_{ii}^k \in \Gamma_k N_i$ is a product of commutators $g_{ii}^1, \dots, g_{ii}^{s_i}$ with length at least k where α_i appears at least k times.

In both cases, by applying the inverse of expansion (Figure 17) to the W -arrows corresponding to each g_{is} , we obtain a W -tree such that at least $k+1$ ends belong to the same component of O . Hence, by Theorem 3.12, $O_{A'} = O_{A \cup B}$ and O_A are self W_k -equivalent.

4. MILNOR INVARIANTS FOR SURFACE-LINKS

The content of this and the next chapters is taken from [3]. Milnor invariants can be defined for m -dimensional links, which are m -manifolds (smoothly embedded) in $(m+2)$ -space [3]. For simplicity, we explain the case $m = 2$. A 2-dimensional link often means spheres in 4-space. Milnor invariants introduced here vanish if the fundamental groups of the objects themselves are trivial. Here we consider oriented surfaces, not only spheres, in 4-space, and call them *surface-links*. It is possible to consider surfaces with boundary, mimicking string links, but to avoid complications we consider only closed surfaces.

4.1. Surface-link diagrams. As a classical link in 3-space can be drawn as a diagram in the plane, a surface-link in 4-space can be drawn as a diagram in 3-space, for example, see Figure 18. (The arrowed circle \circlearrowleft in the figure represents the *surface orientation*. When turning a right hand screw in the direction of \circlearrowleft , by specifying ‘front’ and ‘back’ of the surface so that the screw moves back to front, the ‘orientation’ of the surface can also be seen as a ‘specifying front/back’.) We note that, in the case of surface-links, the intersections of surfaces appear as curves, and over/under informations are added according to the arrangements in 4-space by cutting along ‘under-intersections’.

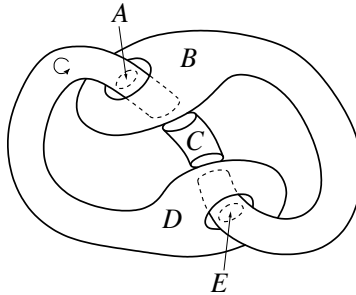


FIGURE 18. A surface-link (surface-knot) diagram

In Figure 18, only ‘simple’ intersections of the surface appear as in the left side of Figure 19. But in general, as in the center of Figure 19, an intersection containing a point called a *branch point* may appear, and as shown on the right side of Figure 19, three surfaces may intersect, forming a *triple point*. On the other hand, it is known that by using these three types of intersections, any surface-link can be drawn in 3-space.¹¹ A diagram drawn in this way is called a *diagram of a surface-link*.

As there is Reidemeister’s theorem for classical links, there is also the following theorem for surface-links. The local moves on diagrams of surface-links that correspond to Reidemeister moves of classical link diagrams are called *Roseman moves*.

Theorem 4.1. (*Roseman’s Theorem* [38, 8, 9]) *Two surface-links are equivalent (i.e., there is a continuous deformation of 4-space between them) if and only if their diagrams are deformed into each other by a combination of continuous deformations of 3-space and Roseman moves.*

In general, by allowing the three kinds of intersections in Figure 19, (n -component) surfaces drawn in 3-space are called (n -component) *surface-link diagrams*. When $n = 1$, we often call them *surface-knot diagrams*. Figure 18 shows a surface-knot diagram. A surface-link diagram is *trivial* if it has no intersections.

A surface-link diagram L can be separated into several *regions* by under-intersections. For example, the diagram in Figure 18 is separated into 5 regions A, B, C, D, E . For an n -component surface-link diagram L and for each i ($i = 1, \dots, n$), we choose a point p_i on a region of the i th component. Then we call the pair (L, \mathbf{p}) of L and $\mathbf{p} = (p_1, \dots, p_n)$ a *based surface-link diagram*. Two based surface-link diagrams are *equivalent* if one is deformed into the other by a combination of continuous deformations of 3-space and Roseman moves that do not contain base points.

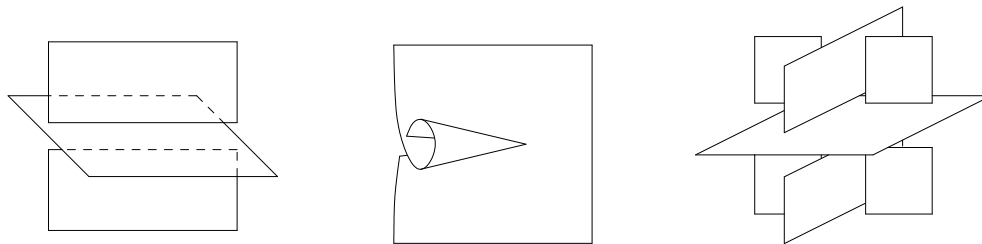


FIGURE 19. Intersections of diagrams

4.2. Groups of based surface-link diagrams. Let (L, \mathbf{p}) be a based surface-link diagram. We define the group $G(L, \mathbf{p})$ of (L, \mathbf{p}) as follows. For the i th component of L , let a_{i0} be the region that contains the base point p_i , and let a_{i1}, \dots, a_{ir_i} be the other regions, where $r_i + 1$ is the number of regions in K_i . (Unlike classical link diagrams, there are no rules for labeling the regions a_{ij} ($j > 0$), and only the region a_{i0} contains the base point p_i .) Let \tilde{F} be the free group generated by $\{a_{ij}\}_{i,j}$. For each simple intersection of L , we consider a relation $zxz^{-1}y^{-1}$ as in Figure 20. The group $G(L, \mathbf{p})$ of (L, \mathbf{p}) is the quotient group of the free group \tilde{F} with a generating set $\{a_{ij}\}_{i,j}$ modulo these relations.

¹¹There are two types of branch points, positive and negative, see Figure 23.

It is known that $G(L, \mathbf{p})$ is isomorphic to the fundamental group of the complement of the surface-link whose diagram is L .

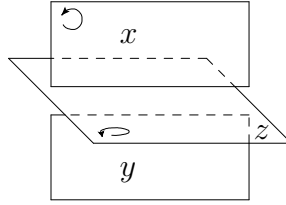


FIGURE 20. Relation $z x z^{-1} y^{-1}$ ($x, y, z \in \{a_{ij}\}_{ij}$)

4.3. Nets of diagrams. In this section, we intuitively explain *cut-diagrams* of classical links and of surface-links. As we see below, cut-diagrams are ‘nets’ of diagrams.

4.3.1. Cut-diagrams of classical link diagrams. First, we explain cut diagrams of classical link diagrams. The diagram on the left side of Figure 21 is obtained from the circle on the right side by ‘gluing’ points in the arcs A, B, C to the points $\textcircled{A}, \textcircled{B}, \textcircled{C}$ respectively so that $\textcircled{A}, \textcircled{B}, \textcircled{C}$ become under crossings, and the signs of crossings coincide with the signs of the points. From this observation, it can be seen that the circle on the right side of Figure 21 is a net of the diagram on the left side. We call such nets *cut-diagrams of link diagrams*. That is, a cut diagram of a link diagram is a set of circles with signed points, that correspond to under crossings and are labeled with arcs containing their over crossings.

Remark 4.2. For the cut-diagram in Figure 21, let T be a set of three W -arrows α_X ($X = A, B, C$) such that the tail of α_X belongs to the arc X and the head is on the point \textcircled{X} . And let (O, T) be an arrow presentation consisting of the trivial knot diagram O and T , where for each W -arrow in α_X , a small segment adjacent to the head is always assumed to be on the right side with respect to the orientation of O , and the number of twists is 0 if the sign of the point X is positive, or 1 otherwise. Then (O, T) is an arrow presentation of the knot diagram on the left side of Figure 21. (In general, since T may contain more than one W -arrows whose tails belong the same arc, (O, T) is not uniquely determined.) Likewise, from a cut-diagram of any link diagram, we obtain an arrow presentation on a trivial link diagram O . For a link diagram L , let (O, T) be an arrow presentation obtained from a cut-diagram of L , and let (O, T') be an arrow presentation of L obtained by the operations in Figure 11. Although the heads of T and T' coincide, their tails may not coincide. On the other hand, thanks to AR7 (VR1-VR3 and AR6 if necessary), (O, T) is equivalent to (O, T') , and hence it is an arrow presentation of L . It follows that two link diagrams that have a common cut-diagram are equivalent as welded links.

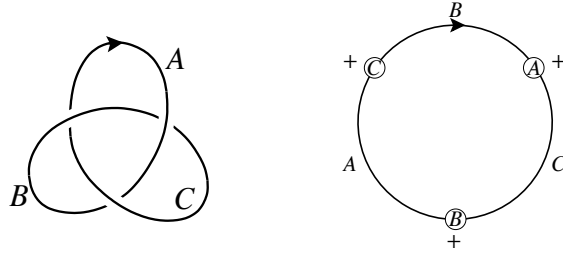


FIGURE 21. A link (knot) diagram and its cut-diagram

4.3.2. *Cut-diagrams of surface-link diagrams.* By applying the idea of ‘net’ to surface-link diagrams, we obtain *cut-diagrams of surface-link diagrams*. The figure on the right side of Figure 22 is a cut-diagram of the surface-link diagram on the left side of Figure 22. In contrast to classical link diagrams, for surface-link diagrams, since the gluing parts are curves, the gluing is specified using oriented, labeled curves on surfaces that correspond to under-intersections.¹²

For example, in the cut-diagram on the right side of Figure 22, the curve with label D between the regions A and B intersects the region D and is oriented so that, in the gluing result (the left side of Figure 22),

(direction of back to front of D , direction of back to front of A (and B), orientation of \textcircled{D}) is equal to the right-handed spatial coordinate system

(direction of x -axis, direction of y -axis, direction of z -axis).

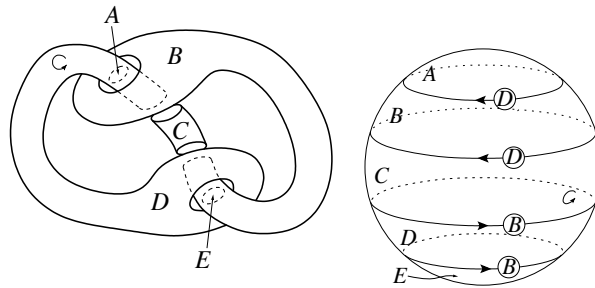


FIGURE 22. A surface-link diagram (spherical-link diagram) and its cut-diagram

In general, surface-link diagrams may contain branch points and triple points. Then cut-diagrams have ‘local nets’ as illustrated in Figures 23 (resp. 24), which contain *end points* corresponding to the branch points (resp. classical crossings corresponding to the triple points).

4.4. **Cut-diagrams.** In the previous section, we defined cut-diagrams from (surface-)link diagrams. But, in this section, we define cut diagrams independently of (surface-)link diagrams.

¹²These gluing parts without labels are also called lower decker sets [9].

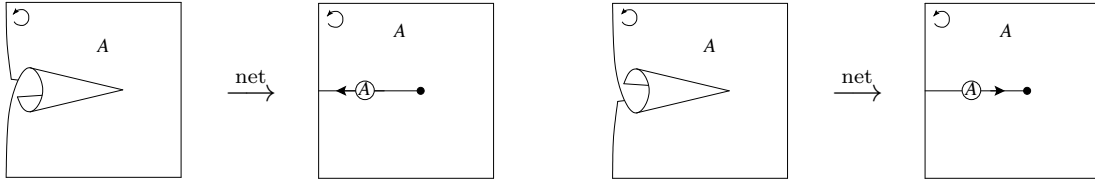


FIGURE 23. Cut-diagrams (local nets) around branch points

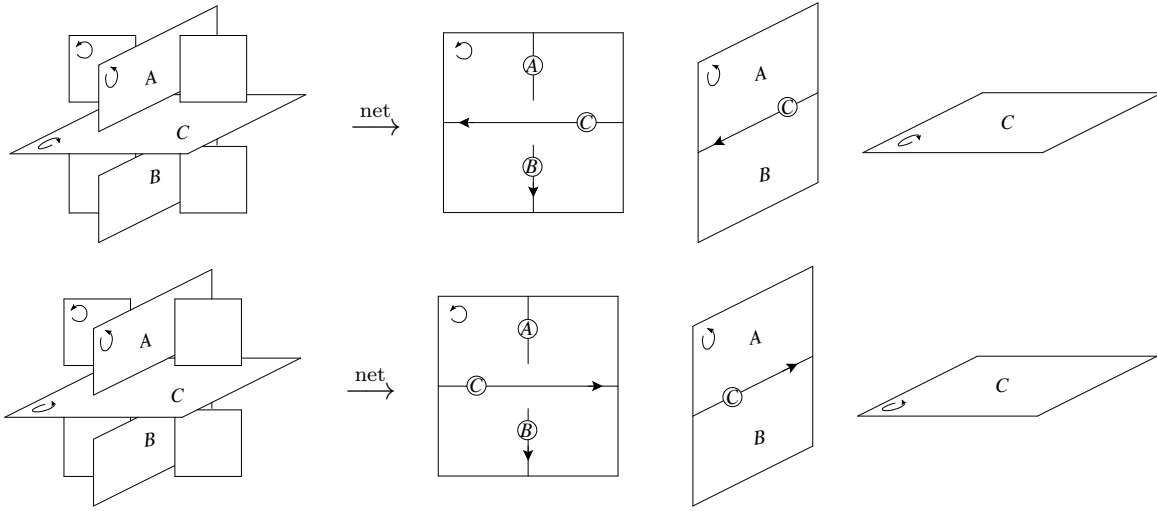


FIGURE 24. Cut-diagrams (local nets) around triple points

4.4.1. *1-dimensional cut-diagrams.* A cut diagram of an n -component link diagram can be seen as a set S of n circles (1-dim) with signed points P (0-dim) arranged on S , where each point in P is labeled by an arc of $S - P$. Here, instead of having cut-diagrams from link diagrams, we consider cut-diagrams independently of link diagrams, that are called *1-dimensional cut-diagrams*. That is, an n -component 1-dimensional cut-diagram is a triple (S, P, f) consisting of a set S of n circles, a set of signed points P on S , and a map f from a set of arcs of $S - P$ to P . For a cut-diagram $C(= (S, P, f))$, we can build a diagram from C by gluing it. First, we locally glue only the crossings according to the correspondence of f to create classical crossings, and then connect these crossings with corresponding arcs to complete the gluing. If C is cut-diagram of a certain link diagram, then we can connect crossings so that the result is equal to the original link diagram. But, in general, when connecting crossings on a plane, new crossings may be necessary. In such cases, a virtual link diagram can be obtained by making the new crossings virtual crossings. Therefore, for any cut-diagram C , by gluing it, we have a virtual link diagram L_C . Although L_C might not be uniquely determined, by the observation in Remark 4.2, it is unique up to welded moves. Since we can obtain a cut-diagram from any virtual link-diagram, we have the following sequence of surjections.

$$\{\text{virtual link diagrams}\} \twoheadrightarrow \{\text{cut-diagrams}\} \twoheadrightarrow \{\text{welded links}\}.$$

While the surjection from cut-diagrams to welded links is not injective, it induces a bijection from a quotient of cut-diagrams modulo certain moves. Here these moves are

just the direct translations of welded moves. In this sense, 1-dimensional cut diagrams can be seen as welded link diagrams.

4.4.2. 2-dimensional cut-diagrams. A cut-diagram of an n -component surface-link diagram can be seen as a set Σ of n closed surfaces (2-dim) with oriented 1-dimensional diagram¹³ D (1-dim), where each arc of D is labeled by a region of $\Sigma - D$. Therefore we define *2-dimensional cut-diagrams* independently of surface-link diagrams as a triple (Σ, D, f) consisting of a set Σ of n closed surfaces, a 1-dimensional diagram D on Σ , and a map f from the set of arcs of D to the set of regions of $\Sigma - D$. Here, the map f is defined so that ‘local gluing can be performed’ around each branch point and each triple point.¹⁴ For an arc α of D , $f(\alpha)$ is called the *label of α* . By putting a circle \textcircled{A} on α , we mean that the label $f(\alpha)$ of α is A .

Since 1-dimensional cut-diagrams can be regarded as welded links, 2-dimensional cut-diagrams can be considered as 2-dimensional generalization of welded links.

4.5. 2-dimensional cut-diagrams and groups. One important property of cut-diagrams is that they contain gluing information around the intersections. From this information, the group of the original surface-link diagram can be computed from the cut-diagram.

In the following, we define peripheral systems of (based) 2-dimensional cut-diagrams and their Milnor invariants, which induce Milnor invariants for surface-links. From now on, in this chapter, we only treat 2-dimensional cut-diagrams, unless otherwise specified, cut-diagrams always mean 2-dimensional.

4.5.1. Peripheral systems of based cut-diagrams. For an n -component cut-diagram $C = (\Sigma, D, f)$, let Σ_i be the i th component of Σ , and let $D_i = \Sigma_i \cap D$. For each i , let p_i be a point on a region of $\Sigma_i - D_i$. Then the pair (C, \mathbf{p}) of C and $\mathbf{p} = (p_1, \dots, p_n)$ is called a *based cut-diagram*.

We define the group $G(C, \mathbf{p})$ of (C, \mathbf{p}) as follows. For $\Sigma_i - D_i$, let a_{i0} be the region that contains the base point p_i , and let a_{i1}, \dots, a_{ir_i} be the other regions, where $r_i + 1$ is the number of regions in $\Sigma_i - D_i$. Let \tilde{F} be the free group generated by $\{a_{ij}\}_{i,j}$. For each arc of D , we consider a relation $zxz^{-1}y^{-1}$ as in Figure 25. The *group $G(C, \mathbf{p})$ of (C, \mathbf{p})* is the quotient group of the free group \tilde{F} with generating set $\{a_{ij}\}_{i,j}$ modulo these relations. If (C, \mathbf{p}) is a cut-diagram of a based surface-link diagram (L, \mathbf{p}) , then $G(C, \mathbf{p})$ is equal to the group $G(L, \mathbf{p})$ defined in Section 4.2. (Since $G(C, \mathbf{p})$ is independent of the choice of \mathbf{p} , $G(C) := G(C, \mathbf{p})$ is called the *group of the cut-diagram C* .)

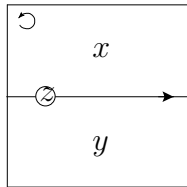


FIGURE 25. Relation $zxz^{-1}y^{-1}$ ($x, y, z \in \{a_{ij}\}_{ij}$)

¹³This is almost a link diagram but it may contain end points that correspond to branch points

¹⁴For a detailed definition, see [3, Subsection 1.2.1].

For an oriented loop l on Σ_i with base point p_i , we define an element $w(l)$ in $G(C, \mathbf{p})$ as follows. Let $u_1, \dots, u_{l(i)}$ be the sequence of labels of the arcs in D_i that appear in order, when traveling along l from p_i following the orientation. While traveling around l on the front side of Σ_i , we define $\varepsilon(j) = +1$ if u_j crosses from left to right, $\varepsilon(j) = -1$ if u_j crosses from right to left. Then we set

$$w(l) = a_{i0}^{-w_i} u_1^{\varepsilon(1)} u_2^{\varepsilon(2)} \cdots u_{l(i)}^{\varepsilon(l(i))} \in \tilde{F},$$

where w_i is the sum of signs $\varepsilon(s)$ for $u_s \subset D_i$.

Lemma 4.3. *If two loops l and l' with base points p_i represent the same element of $\pi_1(\Sigma_i, p_i)$, then $w(l)$ and $w(l')$ are equal as elements of $G(C, \mathbf{p})$.¹⁵*

By this lemma, for a loop l representing an element $\pi_1(\Sigma_i, p_i)$, $w(l)$ can be seen as an element of $G(C, \mathbf{p})$. For each i , we call a_{i0} the *i th meridian*, and we call

$$\Lambda_i := \{w(l) \mid l \text{ represents a nontrivial element of } \pi_1(\Sigma_i, p_i)\}$$

the *i th longitude set* of (C, \mathbf{p}) . The pair $(G(C, \mathbf{p}), \{\Lambda_i\}_i)$ is called the *peripheral system* of (C, \mathbf{p}) .

Let $\{l_{ij} \mid j = 1, \dots, 2g_i\}$ be a set of loops on Σ_i with base points p_i that represent generators of $\pi_1(\Sigma_i, p_i)$, and set $\Lambda_i^0 := \{w(l_{ij}) \mid j = 1, \dots, 2g_i\}$, where $2g_i$ is the minimum number of generators of $\pi_1(\Sigma_i, p_i)$, i.e., g_i is the genus of Σ_i . By Lemma 4.3, any element in Λ_i can be written as a product of elements in Λ_i^0 . We call Λ_i^0 an *i th longitude system*.

4.6. Milnor invariants of 2-dimensional cut-diagrams. In this section, we define Milnor invariants for cut-diagrams, and also Milnor invariants for surface-links.

Let \tilde{N} be the normal closure of \tilde{F} that contains the relations of (the group presentation of) $G(C, \mathbf{p})$, and let $N_q(C, \mathbf{p}) = G(C, \mathbf{p})/\Gamma_q G(C, \mathbf{p})$. By composing the following sequence

$$\tilde{F} \twoheadrightarrow \tilde{F}/\tilde{N} = G(C, \mathbf{p}) \twoheadrightarrow N_q(C, \mathbf{p})$$

of maps, we have a map

$$\xi_q : \tilde{F} \longrightarrow N_q(C, \mathbf{p}).$$

It is known that $N_q(C, \mathbf{p})$ is a nilpotent group generated by $\xi_q(a_{i0}) = \alpha_i$ ($i = 1, \dots, n$).

In the Magnus expansion of $\xi_q(w(l))$, let $\mu_{(C, \mathbf{p})}(i_1, \dots, i_s; l)$ ($s < q$) be the coefficient of $X_{i_1} \cdots X_{i_s}$. For sequences I_i and J with length at most q , we define

$$m_{(C, \mathbf{p})}(I_i) := \gcd\{\mu_{(C, \mathbf{p})}(I; l_{ij}) \mid j = 1, \dots, 2g_i\}$$

and

$$\Delta_{(C, \mathbf{p})}(J) := \gcd \left\{ m_{(C, \mathbf{p})}(J') \mid \begin{array}{l} J' \text{ is a sequence obtained from } J \text{ by deleting at least} \\ \text{one index and permuting the resulting sequence cyclicly} \end{array} \right\}.$$

Then we have the following theorem.

Theorem 4.4. *For any sequences I_i and J of length at most q , both $\Delta_{(C, \mathbf{p})}(J)$ and $\gcd\{m_{(C, \mathbf{p})}(I_i), \Delta_{(C, \mathbf{p})}(I_i)\}$ are invariants of C . In particular they are independent of the choice of \mathbf{p} .*

¹⁵By this lemma, the correspondence $l \mapsto w(l)$ induces a map $\pi_1(\Sigma_i, p_i) \longrightarrow G(C, \mathbf{p})$. Moreover we have that the map is a homomorphism.

We define

$$\nu_C(Ii) := \gcd\{m_{(C, \mathbf{p})}(Ii), \Delta_{(C, \mathbf{p})}(Ii)\}.$$

As for link diagrams, since the condition $s < q$ is not essential, by Theorem 4.4, we have the invariants $\nu_C(I)$ for all sequences I , and call them *Milnor invariants of the cut-diagram C* .

For a surface-link L , let C be a cut-diagram obtained from a diagram of L . For a sequence I , we define

$$\nu_L(I) := \nu_C(I).$$

Then we have the following theorem.

Theorem 4.5. *If two surface-link diagrams of L and L' are deformed into each other by Roseman moves, then $\nu_L(I) = \nu_{L'}(I)$ for any sequence I .*

This theorem implies that $\nu_L(I)$ of all I are invariants of L . We call the invariants *Milnor invariants of L* .

4.7. Based cut-diagrams and Chen map. In this section, we explain how to calculate Milnor invariants of 2-dimensional cut-diagrams.

Let (C, \mathbf{p}) ($C = (\Sigma, D, f)$) be a based cut-diagram. For each region a_{ij} on the i th component Σ_i of Σ , we choose an oriented curve γ_{ij} from p_i to a point p_{ij} in a_{ij} .

While running the curve γ_{ij} from p_i to p_{ij} , we obtain a word v_{ij} by arranging the labels of arcs, powered by its sign, that appear in order, where the signs are defined in Section 4.5.

Let F be the free group generated by $a_{i0} = \alpha_i$ ($i = 1, \dots, n$). For a positive integer q , by using $\{v_{ij}\}_{ij}$ above, we inductively define a homomorphism

$$\eta_q = \eta_q(C, \mathbf{p}) : \tilde{F} \longrightarrow F$$

as follows.¹⁶

$$(i) \eta_1(a_{ij}) = \alpha_i; \quad (ii) \eta_{q+1}(a_{i0}) = \alpha_i, \quad \eta_{q+1}(a_{ij}) = \eta_q(v_{ij}^{-1})\alpha_i\eta_q(v_{ij}) \quad (1 \leq j \leq r_i).$$

We call the map η_q a *Chen map of (C, \mathbf{p})* . The map η_q is different from the case of link diagrams, and it depends on the choices of not only base points but also the curves $\{\gamma_{ij}\}_{ij}$.

Lemma 2.5 (1) holds for $\eta_q(C, \mathbf{p})$ as well. Moreover, the following theorem holds.

Theorem 4.6.

(1) *The Chen map $\eta_q(C, \mathbf{p})$ induces the following isomorphism.*

$$N_q(C, \mathbf{p}) \cong \langle \alpha_1, \dots, \alpha_n \mid \{[\alpha_i, \eta_q(w(l_{ij}))] \mid i = 1, \dots, n, j = 1, \dots, 2g_i\}, \Gamma_q F \rangle.$$

(2) *For any loop l with base point p_i , $\xi_q(w(l)) = \eta_q(w(l))W\Gamma_q F$, where W is the normal closure of F that contains $\{[\alpha_i, \eta_q(w(l_{ij}))] \mid i = 1, \dots, n, j = 1, \dots, 2g_i\}$.*

By Theorem 4.6 (2), it can be seen that Milnor invariants of C are obtained by replacing $\xi_q(w(l))$ with $\eta_q(w(l))$ in the definition. Hence, η_q gives Milnor invariants of cut-diagrams.

¹⁶The idea of this map was inspired by Chen's paper [10].

5. FURTHER GENERALIZATION

For any positive integer m , we define m -dimensional cut-diagrams, and their equivalence relation, *cut-concordance*, which corresponds to a generalization of the usual link concordance for m -dimensional links.

5.1. m -dimensional cut-diagrams and cut-concordance. For a *diagram*¹⁷ Y of compact $(m - 1)$ -manifold in a compact m -manifold X , we consider a map

$$f : \{ \text{regions of } Y \} \longrightarrow \{ \text{regions of } X - Y \}$$

that satisfies ‘certain gluing conditions’.¹⁸ Here ‘regions of Y ’ correspond to arcs in diagrams in the case of 2-dimensional cut-diagrams. We call the triple (X, Y, f) an *m -dimensional cut-diagram*.

Let X be a closed m -manifold.¹⁹ Two m -dimensional cut-diagrams $C_0 = (X, Y_0, f_0)$ and $C_1 = (X, Y_1, f_1)$ are *cut-concordant* if there is an $(m + 1)$ -dimensional cut-diagram $C = (X \times [0, 1], Y, f)$ that satisfies the following two conditions for each $\varepsilon (= 0, 1)$:

- (1) There is an orientation preserving diffeomorphism $\psi_\varepsilon : X \longrightarrow X \times \{\varepsilon\}$ such that $\psi_\varepsilon(Y_\varepsilon) = Y \cap (X \times \{\varepsilon\})$.
- (2) The following diagram commutes:

$$\begin{array}{ccc} \{ \text{regions of } Y_\varepsilon \} & \xrightarrow{f_\varepsilon} & \{ \text{regions of } X - Y_\varepsilon \} \\ \downarrow \psi_\varepsilon^{Y_\varepsilon} & & \downarrow \psi_\varepsilon^{X - Y_\varepsilon} \\ \{ \text{regions of } Y \} & \xrightarrow{f} & \{ \text{regions of } (X \times [0, 1]) - Y \}. \end{array}$$

Here $\psi_\varepsilon^{Y_\varepsilon}$ (resp. $\psi_\varepsilon^{X - Y_\varepsilon}$) is a map induced by ψ_ε . The condition (1) implies that $Y_0 \subset X$ and $Y_1 \subset X$ cobound $Y \subset X \times [0, 1]$, and the condition (2) implies that the gluing on C_0 and C_1 can be extended to the gluing on C .

The cut-concordance is an equivalence relation on cut-diagrams. This is a generalization of *link concordance* on *m -dimensional links*, that are embedded m -manifolds in the $(m+2)$ -space. In fact, the following proposition holds.

Proposition 5.1. *If two m -dimensional links L and L' are link concordant, then two cut-diagrams obtained from link diagrams of L and L' are cut-concordant.*

5.2. Milnor invariants for higher dimensional links. For an m -dimensional cut-diagram $C = (X, Y, f)$ ($m \geq 2$), the *Milnor invariants* $\nu_C(I)$ can be defined in the same way as for $m = 2$. When $m = 1$, as mentioned in Subsection 4.4.1, the virtual link L_C obtained from C is uniquely determined as a welded link. Therefore we define $\bar{\mu}_C(I) := \bar{\mu}_{L_C}(I)$. Then we have the following theorem.

Theorem 5.2. *If two m -dimensional cut-diagrams C and C' are cut-concordant, then for any sequence I , the following (1) and (2) hold.*

- (1) $\bar{\mu}_C(I) = \bar{\mu}_{C'}(I)$ if $m = 1$,
- (2) $\nu_C(I) = \nu_{C'}(I)$ if $m \geq 2$.

¹⁷See [39], [40], or [37].

¹⁸For the detailed definition, see [3].

¹⁹It is not necessary that X is closed. But for simplicity we assume that.

Let C be a cut-diagram obtained from a diagram of an m -dimensional link L ($m \geq 2$). For any sequence I , we define

$$\nu_L(I) := \nu_C(I).$$

Then by Proposition 5.1 and Theorem 5.2 we have the following corollary.

Corollary 5.3. *If two m -dimensional links L and L' are link concordant, then for any sequence I , the following (1) and (2) hold.*

$$(1) \bar{\mu}_L(I) = \bar{\mu}_{L'}(I) \text{ if } m = 1, (2) \nu_L(I) = \nu_{L'}(I) \text{ if } m \geq 2.$$

This implies that for an m -dimensional link L ($m \geq 2$), $\nu_L(I)$ is a link concordance invariant of L . We call $\nu_L(I)$ a *Milnor invariant of the m -dimensional link L* .

REFERENCES

- [1] B. Audoux, P. Bellingeri, J.-B. Meilhan and E. Wagner, *Homotopy classification of ribbon tubes and welded string links*, Ann. Sc. Norm. Super. Pisa Cl. Sci. (5) **17** (2017), no. 2, 713–761.
- [2] B. Audoux and J.B. Meilhan, *Characterization of the reduced peripheral system of links*, to appear in J. Inst. Math. Jussieu.
- [3] B. Audoux, J.B. Meilhan and A. Yasuhara, *Milnor concordance invariants for knotted surfaces and beyond*, preprint.
- [4] B. Audoux, J.B. Meilhan and A. Yasuhara, *k -reduced groups and Milnor invariants*, to appear in Math. Research Letters
- [5] H.U. Boden and M. Chrisman, *Virtual concordance and the generalized Alexander polynomial*, J. Knot Theory Ramifications **30**, (2021) Paper No. 2150030, 35 pp.
- [6] A.J. Casson, *Link cobordism and Milnor’s invariant*, Bull. London Math. Soc. **7** (1975), 39–40.
- [7] J.S. Carter, S. Kamada and M. Saito, *Stable equivalence of knots on surfaces and virtual knot cobordisms*, J. Knot Theory Ramifications **11**(2002), 311–322.
- [8] J. S. Carter and M. Saito, *Reidemeister moves for surface isotopies and their interpretation as moves to movies*, J. Knot Theory Ramifications **2** (1993), 251–284.
- [9] J. S. Carter and M. Saito, *Knotted surfaces and their diagrams*, Mathematical Surveys and Monographs, **55** Providence, RI: American Mathematical Society, 1998.
- [10] K.T. Chen, *Commutator calculus and link invariants*, Proc. Amer. Math. Soc., **3** (1952), 44–45.
- [11] M. Chrisman, *Milnor’s concordance invariants for knots on surfaces*, Algebr. Geom. Topol. **22** (2022), 2293–2353.
- [12] T. Cochran, *Derivatives of links: Milnor’s concordance invariants and Massey’s products*, Mem. Amer. Math. Soc. **84** (1990), no. 427, x+73 pp.
- [13] B. Colombari, *A diagrammatic characterization of Milnor invariants*, preprint.
- [14] J. Conant, R. Schneiderman and P. Teichner, *Whitney tower concordance of classical links*, Geom. Topol. **16** 2012, 1419–1479.
- [15] R. Fenn, *Techniques of geometric topology*, London Mathematical Society Lecture Note Series, **57**, Cambridge University Press, Cambridge, 1983.
- [16] R. Fenn, R. Rimányi and C. Rourke, *The braid-permutation group*, Topology **36** (1997), no. 1, 123–135.
- [17] T. Fleming and A. Yasuhara, *Milnor’s invariants and self C_k -equivalence*, Proc. Amer. Math. Soc. **137** (2009) 761–770.
- [18] R.Gaudreau, *Classification of virtual string links up to cobordism*, Ars Math. Contemp. **19**(2020) 37–49.
- [19] M. Goussarov, M. Polyak and O. Viro, *Finite-type invariants of classical and virtual knots*, Topology **39** (2000), 1045–1068.
- [20] N. Habegger and X.S. Lin, *The classification of links up to link-homotopy*, J. Amer. Math. Soc. **3** (1990), 389–419.
- [21] K. Habiro, *Claspers and finite type invariants of links*, Geom. Topol. **4** (2000), 1–83.
- [22] L. H. Kauffman, *Virtual knot theory*, European J. Combin. **20** (1999), no. 7, 663–690.

- [23] A. Kawauchi, *A survey of Knot Theory*, Translated and revised from the 1990 Japanese original by the author. Birkhäuser Verlag, Basel, 1996.
- [24] Y. Kotorii, *The Milnor $\bar{\mu}$ invariants and nanophrases*, J. Knot Theory Ramifications **22** (2013), no. 2, 1250142, 28 pp.
- [25] O. Kravchenko and M. Polyak, *Diassociative algebras and Milnor's invariants for tangles*, Lett. Math. Phys. **95** (2011), no. 3, 297–316.
- [26] W. Magnus, A. Karrass and D. Solitar, *Combinatorial group theory : presentations of groups in terms of generators and relations*, Dover books on advanced mathematics, Dover, New York, 1976.
- [27] J.B. Meilhan, *Linking number and Milnor invariants* Encyclopedia of Knot Theory, Taylor & Francis, (2021), Chapter 83.
- [28] J.B. Meilhan and A. Yasuhara, *Characterization of finite type string link invariants of degree < 5* , Math. Proc. Cambridge Philos. Soc. **148** (2010) 439–472
- [29] J.B. Meilhan and A. Yasuhara, *Arrow calculus for welded and classical links*, Algebr. Geom. Topol. **19** (2019), 397–456.
- [30] J.B. Meilhan and A. Yasuhara, *Link concordances as surfaces in 4-space and the 4-dimensional Milnor invariants*, Indiana Univ. Math. J. **71** (2022), 2647–2669.
- [31] J. Milnor, *Link groups*, Ann. of Math. (2) **59** (1954), 177–195.
- [32] J. Milnor, *Isotopy of links*, Algebraic geometry and topology, A symposium in honor of S. Lefschetz, Princeton University Press, Princeton, N. J., (1957), 280–306.
- [33] H.A. Miyazawa, K. Wada and A. Yasuhara, *Combinatorial Approach to Milnor Invariants of Welded Links*, Michigan Math. J. **73** (2023), 141–170.
- [34] K. Murasugi, *Nilpotent coverings of links and Milnor's invariant*, Low dimensional topology, 3rd Topology Semin. Univ. Sussex 1982, Lond. Math. Soc. Lect. Note Ser. **95** (1985), 106–142.
- [35] V.G. Turaev, *The Milnor invariants and Massey products*, Zap. Nauchn. Sem. LOMI, **66** (1976), 189–203.
- [36] R. Porter, *The Milnor's $\bar{\mu}$ -invariants and Massey products*, Trans. Amer. Math. Soc. **284**(1984), 40–424.
- [37] J.H. Przytycki and W. Rosicki, *Cocycle invariants of codimension 2 embeddings of manifolds*, Knots in Poland III. Proceedings of the 3rd conference, Warsaw, Poland, July 18–25, 2010 and Będlewo, Poland, July 25 – August 4, 2010, (2014) 251–289.
- [38] D. Roseman, *Reidemeister-type moves for surfaces in four-dimensional space*, Knot theory, Proceedings of the mini-semester, Warsaw, Poland, 1995, (1998), 347–380.
- [39] D. Roseman, *Projections of codimension two embeddings*, Knots in Hellas '98. Proceedings of the international conference on knot theory an its ramifications, European Cultural Centre of Delphi, Greece, August 7–15, 1998, World Scientific, (2000) 380–410.
- [40] D. Roseman, *Elementary moves for higher dimensional knots*, Fundam. Math. **184**, (2004) 291–310.
- [41] J. Stallings, *Homology and central series of groups*, J. Algebra, **2** (1965), 170–181.
- [42] T.W. Tucker, *Boundary-reducible 3-manifolds and Waldhausen's theorem*, Michigan Math.J. **20** (1973), 321 – 327.
- [43] Y. Takabatake, T. Kuboyama, H. Sakamoto, *stringcmp: Faster calculation for Milnor invariant*, available at <https://code.google.com/archive/p/stringcmp/>
- [44] A. Yasuhara, *Classification of string links up to self delta-moves and concordance*, Alg. Geom. Topol. **9** (2009), 265–275.
- [45] A. Yasuhara, *Self Delta-equivalence for Links Whose Milnor's Isotopy Invariants Vanish*, Trans. Amer. Math. Soc. **361** (2009), 4721–4749.

FACULTY OF COMMERCE, WASEDA UNIVERSITY, 1-6-1 NISHI-WASEDA, SHINJUKU-KU, TOKYO 169-8050, JAPAN

Email address: yasuhara@waseda.jp