

TransCompressor: LLM-Powered Multimodal Data Compression for Smart Transportation

Huanqi Yang, Rucheng Wu, Weitao Xu

Department of Computer Science, City University of Hong Kong

Email:{huanqi.yang, ruchengwu2-c}@my.cityu.edu.hk, weitaoxu@cityu.edu.hk

ABSTRACT

The incorporation of Large Language Models (LLMs) into smart transportation systems has paved the way for improving data management and operational efficiency. This study introduces TransCompressor, a novel framework that leverages LLMs for efficient compression and decompression of multimodal transportation sensor data. TransCompressor has undergone thorough evaluation with diverse sensor data types, including barometer, speed, and altitude measurements, across various transportation modes like buses, taxis, and Mass Transit Railways (MTRs). Comprehensive evaluation illustrates the effectiveness of TransCompressor in reconstructing transportation sensor data at different compression ratios. The results highlight that, with well-crafted prompts, LLMs can utilize their vast knowledge base to contribute to data compression processes, enhancing data storage, analysis, and retrieval in smart transportation settings.

CCS CONCEPTS

• **Human-centered computing** → *Ubiquitous and mobile computing*.

ACM Reference Format:

Huanqi Yang, Rucheng Wu, Weitao Xu. 2024. TransCompressor: LLM-Powered Multimodal Data Compression for Smart Transportation. In *The 30th Annual International Conference on Mobile Computing and Networking (ACM MobiCom '24)*, November 18–22, 2024, Washington D.C., DC, USA. ACM, New York, NY, USA, 6 pages. <https://doi.org/10.1145/3636534.3698120>

Permission to make digital or hard copies of all or part of this work for personal or classroom use is granted without fee provided that copies are not made or distributed for profit or commercial advantage and that copies bear this notice and the full citation on the first page. Copyrights for components of this work owned by others than the author(s) must be honored. Abstracting with credit is permitted. To copy otherwise, or republish, to post on servers or to redistribute to lists, requires prior specific permission and/or a fee. Request permissions from permissions@acm.org. *ACM MobiCom '24*, November 18–22, 2024, Washington D.C., DC, USA
© 2024 Copyright held by the owner/author(s). Publication rights licensed to ACM.

ACM ISBN 979-8-4007-0489-5/24/11...\$15.00
<https://doi.org/10.1145/3636534.3698120>

1 INTRODUCTION

Recent developments in Large Language Models (LLMs) have demonstrated impressive capabilities [15, 25, 29], as seen in applications like Sora [3] and Claude-3 [7]. Sora showcases how LLMs can intuitively comprehend a broad spectrum of real-world phenomena, from fundamental physics principles to intricate societal and artistic concepts, mimicking a child's learning process. These LLMs not only excel in various tasks but also exhibit advanced human-like reasoning and exceptional generalization skills. The potential of LLMs extends to the domain of smart transportation, where these models can enhance the intelligence of interconnected systems, enabling them to engage with and interpret the world in more sophisticated ways [29]. This integration can lead to more efficient data processing, improved decision-making capabilities, and the ability to dynamically adapt to real-time changes in the environment, ultimately fostering smarter, more responsive transportation networks.

Previous research has extensively explored the integration of LLMs in transportation systems. For instance, TPLLM [20] is a traffic prediction framework that employs GPT-2 as the foundational LLM to generate embedding inputs for tasks like traffic flow prediction and imputing missing traffic data. Similarly, in ST-LLM [17], a PFA LLM is employed to train on traffic feature datasets and make inferences on new data to generate interim results for spatial-temporal prediction tasks. However, these approaches necessitate training or fine-tuning LLMs with specific architectures. To address this issue, some researchers propose utilizing the zero-shot technique, which relies solely on instructions within prompts, thereby reducing the need for extensive training or fine-tuning. For instance, TrafficGPT [28], a fusion of ChatGPT with traffic foundation models, showcases how zero-shot ChatGPT can analyze traffic data and offer valuable insights for transportation management systems. Additionally, UrbanGPT [16] introduces a framework for urban traffic spatiotemporal prediction that harnesses the zero-shot reasoning capabilities of LLMs. Modern LLMs have shown impressive performance in tasks generated on-the-fly without requiring fine-tuning [4]. The zero-shot technique can yield excellent task-agnostic performance. Without the necessity for training, LLMs can serve as valuable components in transportation systems.

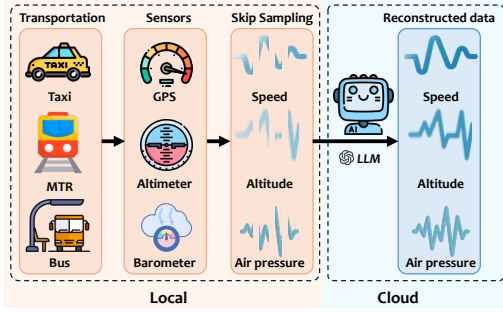


Figure 1: Overview of TransCompressor

Inspired by the growing potential of LLMs to improve data management and operational efficiency in smart transportation systems, this paper proposes their use for sensor data compression. The objective is to investigate and understand the inferential and reconstructive capabilities of LLMs by providing them with compressed transportation sensor data along with a basic prompt. As depicted in Fig. 1, the multi-modal transportation sensor data is skip-sampled and sent to the cloud. The cloud then feeds this data into the LLM, enabling the generation of precise and efficient reconstructions of the original sensor data. The performance evaluation covers three distinct scenarios: bus, taxi, and Mass Transit Railway (MTR), each incorporating three types of sensor data: barometer, speed, and altitude. The experimental results demonstrate that LLMs effectively execute zero-shot reconstruction with compressed transportation sensor data. TransCompressor achieves a high reconstruction accuracy without necessitating retraining or fine-tuning for specific datasets. The contribution can be summarized as:

- We propose the first LLM-powered transportation sensor data compression scheme, which can enhance data transmission efficiency and reduce storage requirements in smart transportation systems.
- TransCompressor shows that LLMs can serve as zero-shot data reconstructors, efficiently interpreting and decompressing data without requiring fine-tuning or training with domain-specific knowledge.
- Comprehensive evaluations show that our system can accurately reconstruct different types of transportation sensor data under various scenarios.

Additionally, we conduct a detailed analysis and discussion on the insights and significant discoveries derived from utilizing LLMs for transportation sensor data compression, laying the foundation for future research on integrating LLMs into smart transportation systems.

2 RELATED WORK

2.1 Large language models

Recent advancements in LLMs have dramatically advanced artificial intelligence and natural language processing. LLMs

such as OpenAI’s GPT-3 and Meta’s LLaMA 2 [21] have shown exceptional capabilities in generating coherent and contextually relevant narratives, handling complex tasks such as multilingual translation, query responses, and code generation. Historically, the development of neural language models (NLMs)[2] and early LLMs like GPT-2[19] set foundational milestones. The development of these models has progressively featured enhanced complexity and capabilities, as exemplified by PaLM [6] and GPT-4. Zero-shot generalization has significantly enhanced the utility of LLMs as assistants, prompting the development of methods aimed at aligning LLMs with human preferences and instructions.

2.2 LLMs for Time Series

Several researchers have investigated the potential of using LLMs for time series applications. For example, TIME-LLM adapted an existing LLM for time series forecasting while preserving the original language model structure [14]. The model reprogrammed the input time series as text prototypes, facilitating alignment between text and time series modalities. LLMTIME [9] harnessed pretrained LLMs for continuous time series forecasting by representing numerical values in textual format and generating extrapolations through text completions. This model, however, only addresses the temporal dimension of the data, neglecting spatial aspects. GAT-GPT combined the graph attention network with GPT for spatial-temporal imputation [5], enhancing the LLM’s ability to understand spatial dependencies, though it somewhat neglects the temporal aspects. Besides, some researchers propose to use LLMs to understand sensor data to sense the physical world [13, 27]. However, these methods, designed specifically for time series forecasting and understanding, are not suitable for transportation sensor data compression and reconstruction. Therefore, we propose TransCompressor—a system that can effectively reconstruct compressed sensor data by leveraging the extensive knowledge base of LLMs.

3 SYSTEM DESIGN

This section introduces the design of TransCompressor, which includes techniques such as skip sampling, data rescaling, and reconstruction. Specifically, skip sampling and data rescaling are performed on the transportation side, while reconstruction is carried out in the cloud as shown in Fig. 1.

3.1 Skip Sampling

In modern transportation systems, particularly in sensor data collection, skip sampling is utilized as a method to reduce the volume of data without significantly compromising the integrity or utility of the data. This technique involves sampling only a specified fraction α of the total data points collected. For example, if $\alpha = 0.1$, the system will sample

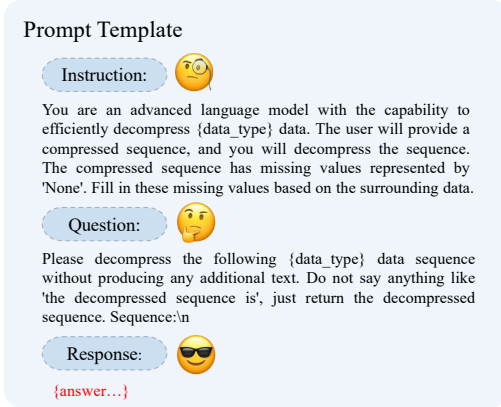


Figure 2: Chain-of-thought prompt design for TransCompressor.

every tenth data point. The number of data points collected, $n_{\text{collected}}$ of sequence x can be calculated as:

$$n_{\text{collected}} = \lfloor \alpha \cdot n_{\text{total}} \rfloor,$$

where n_{total} is the total number of data points that would have been collected without skip sampling, and $\lfloor \cdot \rfloor$ denotes the floor function, which rounds down to the nearest whole number. Skip sampling effectively decreases the burden on both the data storage systems and the bandwidth required for transmitting data to the cloud. This reduction is crucial for efficient and cost-effective system operations, especially in large-scale or real-time applications like traffic monitoring and autonomous vehicle navigation, where sending all data to the cloud in real-time may not be feasible.

3.2 Data Rescaling

Once the selectively sampled data reaches the cloud, it undergoes a process of rescaling. The goal of rescaling is to prepare the data for processing and analysis by ensuring that it conforms to a standard scale. Specifically, we rescale the data to the range between 0 and 1. The formula for rescaling a data value x from its original range $[x_{\min}, x_{\max}]$ to the range $[0, 1]$ is given by:

$$x_{\text{scaled}} = \frac{x - x_{\min}}{x_{\max} - x_{\min}},$$

After rescaling, the data undergoes a further process to retain only two decimal places. This truncation is performed to reduce the lengths of tokens, improving efficiency for LLMs. Truncated data is then ready to be fed into LLMs. The truncation can be mathematically represented as:

$$x_{\text{truncated}} = \lfloor 100 \cdot x_{\text{scaled}} \rfloor / 100,$$

where $\lfloor \cdot \rfloor$ denotes the floor function, ensuring that the value is truncated to two decimal places.

3.3 Reconstruction.

Once the data has been transmitted to the cloud, we employ an LLM to reconstruct the sensor data. The relationship between the input data and the LLM's output can be mathematically expressed as follows:

$$y = \text{LLM}(x_{\text{truncated}}),$$

where $x_{\text{truncated}}$ represents the truncated version of the data, prepared and formatted as described in the previous sections. The function LLM encapsulates the processing capabilities of the Large Language Model, which computes the output y based on the input data. The structure of our prompt, as illustrated in Fig. 2, adopts an elegantly minimalist design. It starts with a straightforward instruction that primes the LLM to tap into its specialized repository of knowledge on transportation sensor data. This is followed by a probing question that provides detailed context regarding the data acquisition process, the sequence of transportation sensor data, and the specific type of sensor under examination. The prompt concludes with a directive to the LLM: "Do not say anything like 'the decompressed sequence is', just return the decompressed sequence." This approach is strategically chosen to ensure the output is clear and uncluttered, facilitating straightforward interpretation and analysis.

4 EVALUATION

4.1 Experiment Setup

Data collection. To effectively evaluate our system, we conducted real-world data collection across three different transportation modes: taxis, MTR, and buses. We utilized smartphones to capture multimodal sensor data, which included measurements of air pressure, speed, and altitude, from within these transportation vehicles. The smartphones were securely mounted within each vehicle to ensure stability and consistency in data gathering. For each mode of transportation, we gathered a set of 30 data segments, with each segment consisting of 30 seconds of sensor readings. The sampling rate was standardized at 1Hz. Fig. 3 illustrates a segment of the collected transportation sensor data.

Implementation. We have chosen GPT-4 [1], the most advanced and powerful LLM currently available, to conduct a thorough analysis of our datasets. Additionally, we assess the effectiveness of reconstructing three types of sensor data across various compression rates and transportation modes. This comparative analysis allows us to understand how different settings impact reconstruction accuracy.

Metric. For evaluating the accuracy of reconstructed sensor data, we employ the Mean Squared Error (MSE):

$$\text{MSE} = \frac{1}{n} \sum_{i=1}^n (y_i - \hat{y}_i)^2.$$

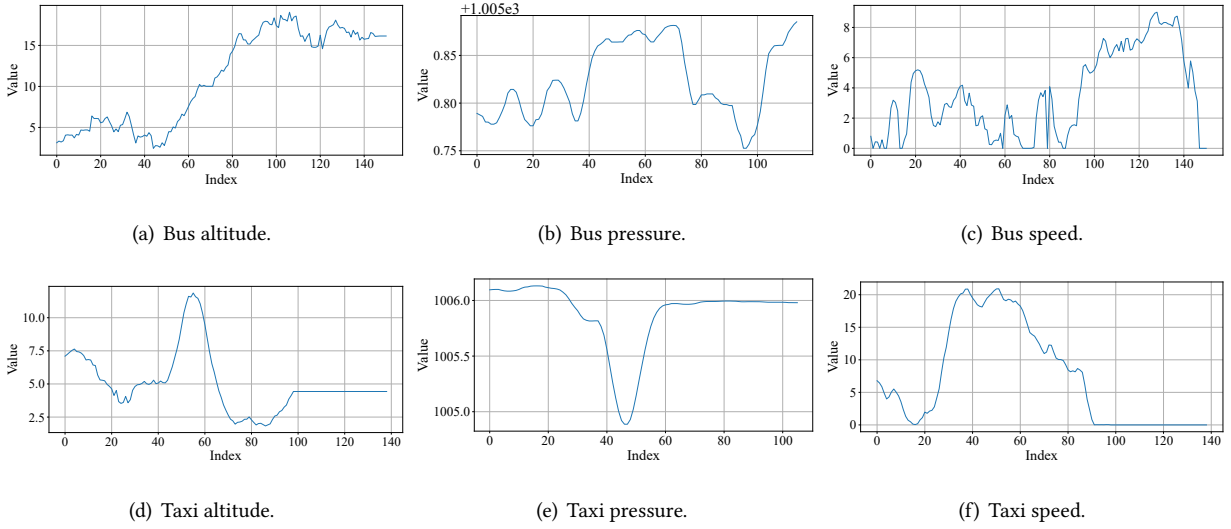


Figure 3: Transportation sensor data.

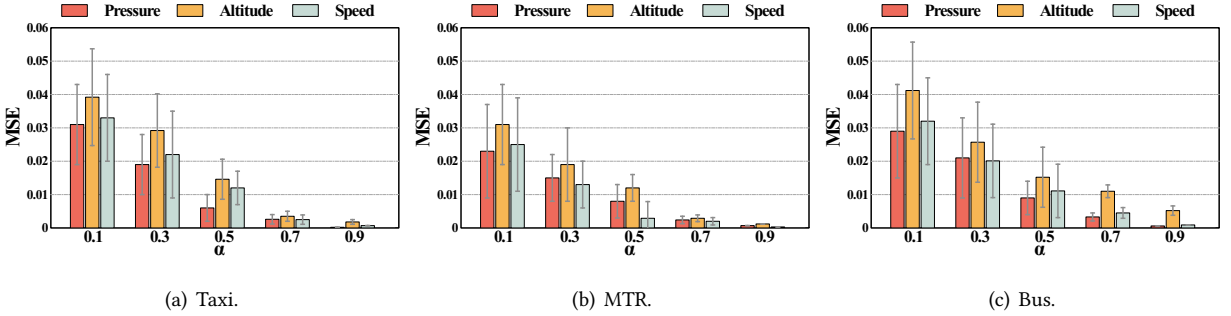


Figure 4: Overall performance.

Here, n denotes the number of data points, y_i the actual values, and \hat{y}_i the predicted values. This metric highlights the average of the squared discrepancies between the predicted and actual data points, emphasizing larger errors, which is crucial for fine-tuning our reconstruction process.

4.2 Overall Performance.

Fig. 4 presents the accuracy percentages for sensor data reconstruction across taxi, MTR, and bus scenarios, utilizing the method implemented in TransCompressor. For each scenario, the figure also reports the reconstruction accuracy at various compression ratios denoted by α . Specifically, the reconstruction accuracy achieved in taxi and bus settings was slightly lower than that in the MTR setting. This discrepancy can be attributed to the slower and more stable operation of the MTR compared to taxis and buses, which results in less variability in the sensor data and consequently reduces the difficulty of reconstruction. For different compression ratios denoted by α , the reconstruction accuracy increases with higher values of α . Fig. 5 illustrates this phenomenon,

showing that as the compression ratio parameter α is adjusted from 0.5 to 0.9, the reconstruction accuracy of the three types of sensor data improves visibly. This improvement is primarily because higher compression ratios retain more original data, reducing the information loss during the compression process and thus facilitating more accurate reconstruction. The results demonstrate the high effectiveness of TransCompressor across different scenarios.

4.3 Detailed Inference Example.

To illustrate the adeptness of LLMs in generating expert-level insights and precise inferences, we present a detailed example of how LLM reconstructs a sequence of air pressure sensor data in a taxi scenario, as depicted in Fig. 6. The inference methodology is divided into four distinct phases.

The LLM starts by reviewing the dataset for completeness and identifying any missing data points. It then applies domain-specific knowledge to estimate the missing values using appropriate analytical methods. Next, the model performs a detailed analysis, interpolating values based on adjacent known data. Finally, it synthesizes the interpolated data,

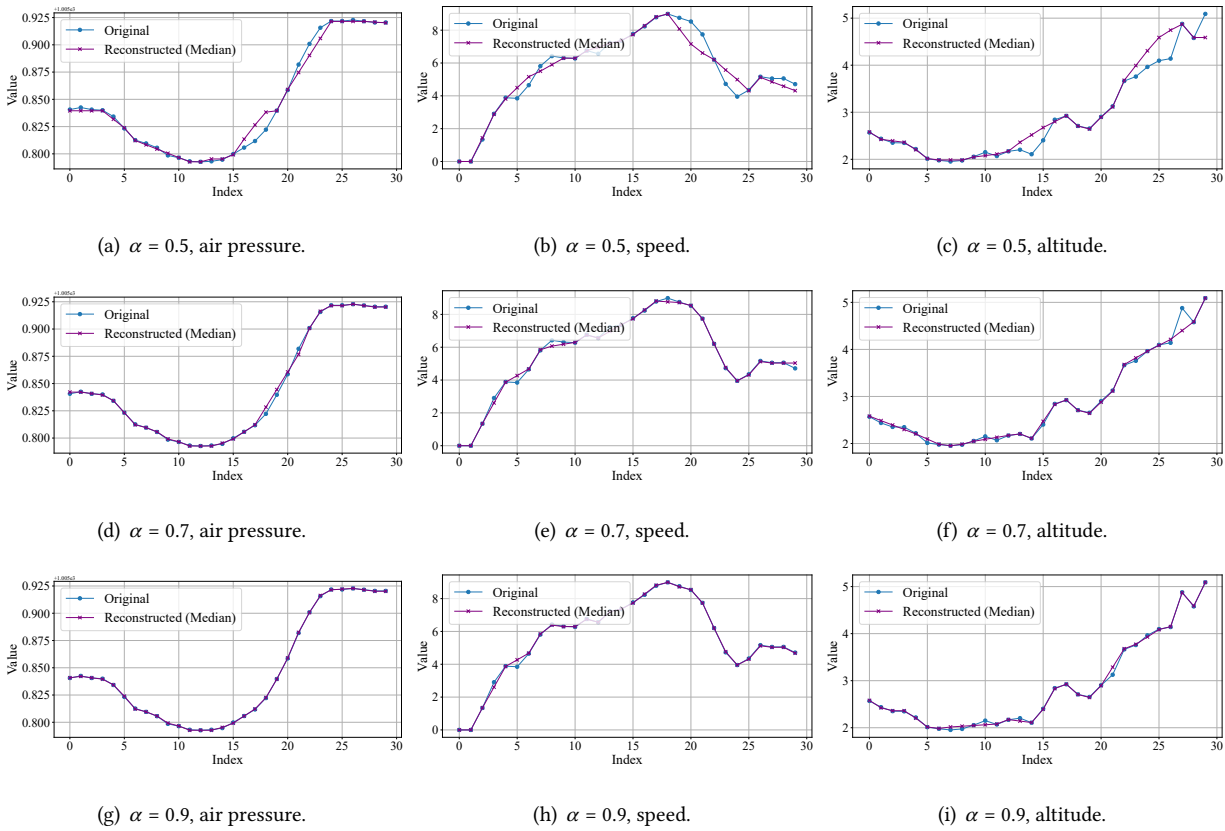


Figure 5: Reconstructed results.

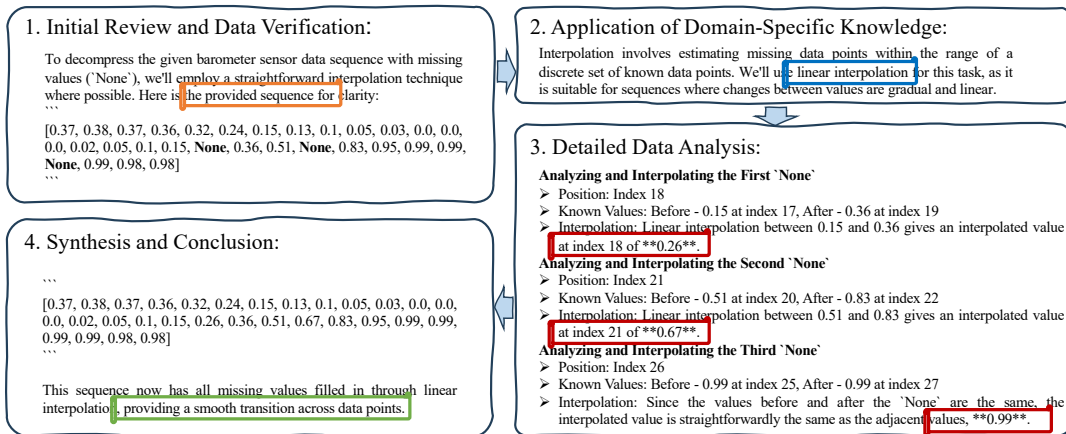


Figure 6: Detailed step-by-step reconstruction of TransCompressor.

producing a reconstructed dataset with enhanced insights. This process exemplifies how LLMs can leverage specialized expertise to reconstruct transportation sensor data.

5 CONCLUSION

In this study, we demonstrate that LLMs can serve as a robust framework for accurately reconstructing compressed data from transportation sensors. This finding indicates that LLMs

possess an inherent capability to interpret transportation sensor data autonomously, reducing the reliance on expert knowledge and manual effort. Despite promising, it is crucial to pursue further research to define the precise conditions under which LLMs operate most effectively. By deepening our understanding of the strengths and limitations of LLMs, we can better leverage their capabilities to accurately reconstruct real-world sensor data, including wireless [10–12, 26],

solar cell [18, 22], biomedical [8, 23], and inertial [24, 30] sensor data. This advancement will improve LLM deployment in smart sensing applications.

ACKNOWLEDGMENTS

The work was supported by the Research Grants Council of the Hong Kong Special Administrative Region, China (Project No. CityU 21201420 and CityU 11201422), the Innovation and Technology Commission of Hong Kong (Project No. PRP/037/23FX and MHP/072/23).

REFERENCES

- [1] Josh Achiam, Steven Adler, Sandhini Agarwal, Lama Ahmad, Ilge Akkaya, Florencia Leoni Aleman, Diogo Almeida, Janko Altmenschmidt, Sam Altman, Shyamal Anadkat, et al. 2023. Gpt-4 technical report. *arXiv preprint arXiv:2303.08774* (2023).
- [2] Ebru Arisoy, Tara N Sainath, Brian Kingsbury, and Bhuvana Ramabhadran. 2012. Deep neural network language models. In *Proceedings of the NAACL-HLT 2012 Workshop: Will We Ever Really Replace the N-gram Model? On the Future of Language Modeling for HLT*.
- [3] Tim Brooks, Bill Peebles, Connor Homes, Will DePue, Yufei Guo, Li Jing, David Schnurr, Joe Taylor, Troy Luhman, Eric Luhman, Clarence Ng, Ricky Wang, and Aditya Ramesh. 2024. Video generation models as world simulators. (2024). <https://openai.com/research/video-generation-models-as-world-simulators>
- [4] Tom Brown, Benjamin Mann, Nick Ryder, Melanie Subbiah, Jared D Kaplan, Prafulla Dhariwal, Arvind Neelakantan, Pranav Shyam, Girish Sastry, Amanda Askell, et al. 2020. Language models are few-shot learners. *NIPS* (2020).
- [5] Yakun Chen, Xianzhi Wang, and Guandong Xu. 2023. Gatgpt: A pre-trained large language model with graph attention network for spatiotemporal imputation. *arXiv preprint arXiv:2311.14332* (2023).
- [6] Aakanksha Chowdhery, Sharan Narang, Jacob Devlin, Maarten Bosma, Gaurav Mishra, Adam Roberts, Paul Barham, Hyung Won Chung, Charles Sutton, Sebastian Gehrmann, et al. 2023. Palm: Scaling language modeling with pathways. *Journal of Machine Learning Research* (2023).
- [7] Claude. 2024. . <https://www.anthropic.com/news/claude-3-family>
- [8] Di Duan, Huanqi Yang, Guohao Lan, Tianxing Li, Xiaohua Jia, and Weitao Xu. 2023. EMGSense: A Low-Effort Self-Supervised Domain Adaptation Framework for EMG Sensing. In *IEEE PerCom*.
- [9] Nate Gruver, Marc Finzi, Shikai Qiu, and Andrew G Wilson. 2024. Large language models are zero-shot time series forecasters. *NIPS* (2024).
- [10] Mingda Han, Huanqi Yang, Mingda Jia, Weitao Xu, Yanni Yang, Zhijian Huang, Jun Luo, Xiuzhen Cheng, and Pengfei Hu. 2024. Seeing the Invisible: Recovering Surveillance Video with COTS mmWave Radar. *IEEE TMC* (2024).
- [11] Sijie Ji, Yaxiong Xie, and Mo Li. 2022. SiFall: Practical online fall detection with RF sensing. In *ACM SenSys*.
- [12] Sijie Ji, Xuanye Zhang, Yuanqing Zheng, and Mo Li. 2023. Construct 3D Hand Skeleton with Commercial WiFi. In *ACM SenSys*.
- [13] Sijie Ji, Xinzhe Zheng, and Chenshu Wu. 2024. HARGPT: Are LLMs Zero-Shot Human Activity Recognizers? *arXiv:2403.02727* [cs.CL]
- [14] Ming Jin, Shiyu Wang, Lintao Ma, Zhixuan Chu, James Y Zhang, Xiaoming Shi, Pin-Yu Chen, Yuxuan Liang, Yuan-Fang Li, Shirui Pan, et al. 2023. Time-llm: Time series forecasting by reprogramming large language models. *arXiv preprint arXiv:2310.01728* (2023).
- [15] Yuanchun Li, Hao Wen, Weijun Wang, Xiangyu Li, Yizhen Yuan, Guohong Liu, Jiacheng Liu, Wenxing Xu, Xiang Wang, Yi Sun, et al. 2024. Personal llm agents: Insights and survey about the capability, efficiency and security. *arXiv preprint arXiv:2401.05459* (2024).
- [16] Zhonghang Li, Lianghao Xia, Jiabin Tang, Yong Xu, Lei Shi, Long Xia, Dawei Yin, and Chao Huang. 2024. Urbangpt: Spatio-temporal large language models. *arXiv preprint arXiv:2403.00813* (2024).
- [17] Chenxi Liu, Sun Yang, Qianxiong Xu, Zhishuai Li, Cheng Long, Ziyue Li, and Rui Zhao. 2024. Spatial-temporal large language model for traffic prediction. *arXiv preprint arXiv:2401.10134* (2024).
- [18] Dong Ma, Guohao Lan, Mahbub Hassan, Wen Hu, Mushfika B Upama, Ashraf Uddin, and Moustafa Youssef. 2019. Solargest: Ubiquitous and battery-free gesture recognition using solar cells. In *ACM MobiCom*.
- [19] Alec Radford, Jeffrey Wu, Rewon Child, David Luan, Dario Amodei, Ilya Sutskever, et al. 2019. Language models are unsupervised multitask learners. *OpenAI blog* (2019).
- [20] Yilong Ren, Yue Chen, Shuai Liu, Boyue Wang, Haiyang Yu, and Zhiyong Cui. 2024. TPLLM: A traffic prediction framework based on pre-trained large language models. *arXiv preprint arXiv:2403.02221* (2024).
- [21] Hugo Touvron, Louis Martin, Kevin Stone, Peter Albert, Amjad Almahairi, Yasmine Babaei, Nikolay Bashlykov, Soumya Batra, Prajjwal Bhargava, Shruti Bhosale, et al. 2023. Llama 2: Open foundation and fine-tuned chat models. *arXiv preprint arXiv:2307.09288* (2023).
- [22] Rucheng Wu, Huanqi Yang, and Weitao Xu. 2024. XSolar: A Generative Framework for Solar-based Human Gesture Sensing via Wearable Signals. In *BodySys*.
- [23] Jianbiao Xiao, Jiahao Liu, Huanqi Yang, Qingsong Liu, Ning Wang, Zhen Zhu, Yulong Chen, Yu Long, Liang Chang, Liang Zhou, et al. 2021. ULECGNet: An ultra-lightweight end-to-end ECG classification neural network. *IEEE JBHI* (2021).
- [24] Weitao Xu, Huanqi Yang, Jiongzhang Chen, Chengwen Luo, Jia Zhang, Yuliang Zhao, and Wen Jung Li. 2022. Washing: An energy-efficient and highly accurate handwashing monitoring system via smart ring. *IEEE TMC* (2022).
- [25] Bufang Yang, Siyang Jiang, Lilin Xu, Kaiwei Liu, Hai Li, Guoliang Xing, Hongkai Chen, Xiaofan Jiang, and Zhenyu Yan. 2024. DrHouse: An LLM-empowered Diagnostic Reasoning System through Harnessing Outcomes from Sensor Data and Expert Knowledge. *arXiv preprint arXiv:2405.12541* (2024).
- [26] Huanqi Yang, Mingda Han, Mingda Jia, Zehua Sun, Pengfei Hu, Yu Zhang, Tao Gu, and Weitao Xu. 2023. XGait: Cross-Modal Translation via Deep Generative Sensing for RF-based Gait Recognition. In *ACM SenSys*.
- [27] Huanqi Yang, Sijie Ji, Rucheng Wu, and Weitao Xu. 2024. Are You Being Tracked? Discover the Power of Zero-Shot Trajectory Tracing with LLMs! *arXiv preprint arXiv:2403.06201* (2024).
- [28] Siyao Zhang, Daocheng Fu, Wenzhe Liang, Zhao Zhang, Bin Yu, Pinlong Cai, and Baozhen Yao. 2024. Trafficgpt: Viewing, processing and interacting with traffic foundation models. *Transport Policy* 150 (2024), 95–105.
- [29] Xiyuan Zhang, Ranak Roy Chowdhury, Rajesh K. Gupta, and Jingbo Shang. 2024. Large Language Models for Time Series: A Survey. *arXiv:2402.01801* [cs.LG]
- [30] Hao Zhou, Taiting Lu, Yilin Liu, Shijia Zhang, Runze Liu, and Mahanth Gowda. 2023. One ring to rule them all: An open source smart ring platform for finger motion analytics and healthcare applications. In *ACM/IEEE IoTDI*.