
Metacognition for Unknown Situations and Environments (MUSE)

Rodolfo Valiente
 Intelligent Systems Center
 HRL Laboratories
 Malibu, CA
 rvalienteromero@hrl.com

Praveen K. Pilly
 Intelligent Systems Center
 HRL Laboratories
 Malibu, CA
 pkpilly@hrl.com

Abstract

Metacognition—the awareness and regulation of one’s cognitive processes—is central to human adaptability in unknown situations. In contrast, current autonomous agents often struggle in novel environments due to their limited capacity for adaptation. We hypothesize that metacognition is a critical missing ingredient in adaptive autonomous systems, equipping them with the cognitive flexibility needed to tackle unfamiliar challenges. Given the broad scope of metacognitive abilities, we focus on two key aspects: competence awareness and strategy selection for novel tasks. To this end, we propose the Metacognition for Unknown Situations and Environments (MUSE) framework, which integrates metacognitive processes—specifically self-awareness and self-regulation—into autonomous agents. We present two initial implementations of MUSE: one based on world modeling and another leveraging large language models (LLMs), both instantiating the metacognitive cycle. Our system continuously learns to assess its competence on a given task and uses this self-awareness to guide iterative cycles of strategy selection. MUSE agents show significant improvements in self-awareness and self-regulation, enabling them to solve novel, out-of-distribution tasks more effectively compared to Dreamer-v3-based reinforcement learning and purely prompt-based LLM agent approaches. This work highlights the promise of approaches inspired by cognitive and neural systems in enabling autonomous systems to adapt to new environments, overcoming the limitations of current methods that rely heavily on extensive training data.

1 Introduction

The pursuit of fully autonomous agents in artificial intelligence (AI) remains a significant challenge. Current autonomous agents are primarily designed for operating environments, conditions, and uses that are known *a priori*. They rely on either automated scripted behaviors or policies trained via deep reinforcement learning (RL), both of which struggle to handle unknown situations effectively. As a result, when faced with novel environments, they are prone to fail with suboptimal or even detrimental outcomes. This limitation severely restricts their deployment in variable or safety-critical real-world environments, especially for long-duration missions or applications with little to no human oversight. Therefore, there is a critical need to reduce the failure rate, time to completion, and cost of autonomous missions, enabling resilient handling of unknowns during deployment.

In mainstream AI, large-scale multi-task pre-training has emerged as the leading approach for enhancing adaptability in autonomous agents [Team et al., 2021]. For example, Adaptive Agent (AdA) [Team et al., 2023] was trained with billions of frames and tasks to enable rapid adaptation to unseen, open-ended tasks. Similarly, RT-2 [Brohan et al., 2023] and RT-X [Collaboration et al., 2023] models leverage large-scale robotic trajectory datasets to train agents capable of solving novel manipulation tasks and generalizing to new robots and environments. However, internet-scale pre-training for every potential change and combination of changes in real-world applications is

impractical, prohibitively resource-intensive, and expensive. Even with significantly limited data, AI agents must intelligently interpolate and extrapolate beyond their pre-trained scenarios while continually learning and adapting to novelty [Kudithipudi et al., 2023]. In other words, when faced with novel scenarios, pre-trained knowledge must be continuously updated to strike a dynamic balance between stability and plasticity [Grossberg, 1980].

Similar to humans, AI agents can leverage pre-deployment training to acquire a wide range of skills across diverse, known scenarios. Importantly, they can also be equipped with the ability to engage in efficient online learning, enabling rapid adaptation to novel situations without catastrophic forgetting of previously acquired knowledge. For example, a teenager attending driving school follows a structured curriculum that teaches foundational vehicle control skills, which are then progressively built upon to master more complex tasks, such as merging onto highways or navigating construction zones. This learning process is cumulative—mastery of foundational skills simplifies the acquisition of more advanced ones. Moreover, the key principles of driving are consolidated in the student’s brain, protecting them from catastrophic forgetting. Ultimately, the end of driving school marks the beginning of a lifelong learning process, where the student must draw on prior experiences to navigate novel driving challenges independently, without an instructor.

Metacognition, defined as the awareness and control over one’s cognitive processes, is a key human trait extensively studied in cognitive psychology [Flavell, 1979, Begg et al., 1989, Leonesio and Nelson, 1990, Metcalfe et al., 1993, Koriati, 1993, 1995, 1997, Dunlosky and Metcalfe, 2008]. For instance, students who perform poorly often overestimate their abilities, leading to under-preparation for exams. This is a common issue in education, where overconfident students allocate insufficient time to study, believing they have already mastered the material. Conversely, students who underestimate their knowledge may spend excessive time reviewing topics they already understand, hindering their progress. By leveraging metacognition, students can more accurately assess their knowledge and adjust their study habits accordingly [Cohen, 2012, Chen et al., 2017]. The use of metacognition among college students has been shown to correlate significantly with various measures of academic success [Young and Fry, 2008, Isaacson and Fujita, 2006]. Even children as young as three years old benefit from activities designed to develop metacognitive skills [Chatzipanteli et al., 2014]. Research indicates that self-awareness of competence is a capability that is teachable and improves as one becomes more skilled or knowledgeable, ranging from over-confidence in novices to slight under-confidence in experts [Kruger and Dunning, 1999, Dunning, 2011]. Neuroscience further reveals that the subregions of the prefrontal cortex responsible for metacognitive judgments are distinct from those involved in cognitive functions like visual memory recognition (e.g., Miyamoto et al. [2017]).

While metacognition spans a wide range of capabilities and higher-order cognitive processes (e.g., Feeling of Knowing, Judgment of Learning, Source Monitoring), it can be conceptualized as an internal perception-action loop of self-awareness and self-regulation [Nelson and Narens, 1990, Dunlosky and Bjork, 2013]. Self-awareness in this context refers to an individual’s ability to accurately assess their competence regarding a specific task. Self-regulation involves the strategic selection and control of actions based on this self-assessment. This metacognitive flexibility enables humans to learn online efficiently and solve problems iteratively, and thereby generalize and adapt rapidly to new tasks. So the overarching goal of this paper is to equip AI agents with such metacognitive capabilities so they can also achieve more efficient learning and improved generalization to unknown scenarios.

We introduce the *Metacognition for Unknown Situations and Environments* (MUSE) framework to integrate self-awareness and self-regulation into sequential decision-making agents. The self-awareness mechanism is designed to predict the agent’s likelihood of successfully completing a given task for proposed action plans, leveraging a continually learning internal model informed by past experiences. The self-regulation mechanism leverages this self-awareness to enable iterative cycles of competence-aware strategy selection. To instantiate the metacognitive cycle for iterative problem-solving that goes beyond the traditional perception-action loop of existing AI agents (Figure 1), we present two initial implementations: one based on world modeling and the other utilizing large language models (LLMs). Our experiments in two distinct environments—Meta-World and ALFWorld—demonstrate that MUSE agents achieve substantial improvements in handling novel scenarios compared to baseline approaches.

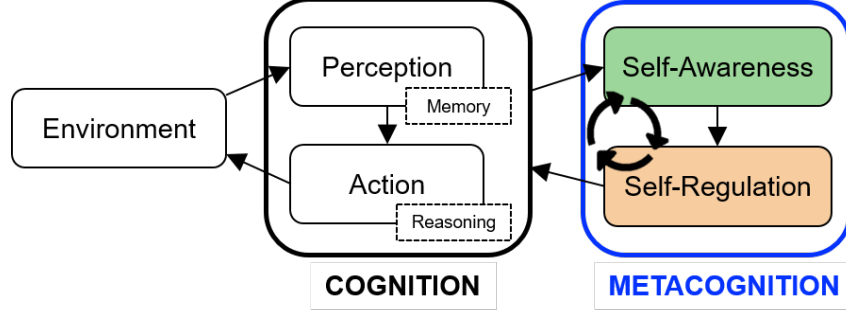


Figure 1: The metacognitive cycle of self-awareness and self-regulation operates on the traditional perception-action loop of existing AI agents to boost their ability for active learning and iterative problem-solving.

In contrast to existing RL approaches, which focus on maximizing expected cumulative reward, our MUSE framework prioritizes competence as the primary evaluation metric to enhance the agent’s adaptability to unknown situations. We hypothesize that focusing solely on maximizing return may cause an agent to become stuck when encountering unfamiliar situations, particularly under a sparse reward regimen. By contrast, prioritizing competence encourages more effective exploration in novel environments. Through metacognition, the agent can evaluate its capabilities and attempt new strategies within its perceived competence, enabling safer, more effective online learning and adaptation. In other words, by maximizing competence, the agent not only improves its ability to tackle immediate challenges more effectively but also fosters innovative, iterative problem-solving in complex and dynamic environments.

The contributions of our paper are three-fold:

- We introduce the Metacognition for Unknown Situations and Environments (MUSE) framework, which integrates metacognitive functions of self-awareness and self-regulation into sequential decision-making agents
- We propose an initial implementation of a competence awareness model that continuously learns to assess the agent’s competence on a given task and serves as an evaluation function for planning (Self-Awareness)
- We propose an initial implementation of a policy modulation model that leverages self-awareness to drive iterative cycles of strategy selection, identifying action plans that maximize the likelihood of task success (Self-Regulation)

2 Related Work

2.1 Self-Awareness

Self-awareness broadly refers to an agent’s ability to recognize and assess its internal states, capabilities, and performance in relation to tasks and goals. This ability enables humans to reflect on their skills and make adjustments to improve outcomes [Flavell, 1979, Nelson and Narens, 1990, Schraw, 1998].

World Models: These are generative models of environmental dynamics [Ha and Schmidhuber, 2018, Robine et al., 2023, Micheli et al., 2023, Hansen et al., 2022, 2023], which can be used to estimate expected cumulative reward of agents. These models often employ sequence-based architectures, such as recurrent neural networks, to predict the next model state, reward, and terminal signals. Decoder-based World Models [Hafner et al., 2023, Robine et al., 2023, Micheli et al., 2023] can additionally generate the input state corresponding to the predicted next model state. In contrast, decoder-free World Models focus on predicting the outcomes of actions in the latent and recurrent space, bypassing the need to decode input states [Hansen et al., 2022, 2023].

World Models act as proxy simulators during training, enabling agents to learn more efficiently by reducing the reliance on real-environment interactions. Typically, World-Model-based agents follow an iterative two-stage training procedure: first, they collect a dataset of environment interactions that is then used to update the World Model. Next, the updated World Model is used for offline agent

training, often incorporating explicit planning during both training and evaluation [Koul et al., 2020]. In this work, we extend the capabilities of decoder-based World Models by training them to predict not only environmental dynamics but also the agent’s competence to solve a given task.

LLM critics: These models are designed to evaluate the performance of LLMs. Typically, the LLM itself is prompted to provide feedback on its outputs [Madaan et al., 2023], intermediate reasoning steps [Paul et al., 2023], or even the prompt itself [Hu et al., 2023]. Some approaches enhance LLM-based reasoning using stochastic beam search guided by self-evaluation [Xie et al., 2023]. Recognizing the limitations of self-evaluation [Huang et al., 2023], researchers have augmented LLM critics with external tools, such as search engines, calculators, and knowledge bases, to improve reliability [Gou et al., 2023]. Retrieval Augmented Generation (RAG) approaches have also been proposed to strengthen self-evaluation [Asai et al., 2023]. In contrast, MUSE does not rely solely on pre-trained knowledge or external tools. Instead, it continuously learns and grounds itself to evaluate its competence on given tasks and uses this real-time awareness to inform policy decisions. This approach enables more robust decision-making, particularly in unfamiliar environments.

2.2 Self-Regulation

Self-regulation is the process by which an agent dynamically adjusts its behavior based on self-awareness and external feedback to achieve specific goals [Flavell, 1979, Nelson and Narens, 1990]. This ability is essential for humans to function autonomously in unpredictable environments.

Model-based Reinforcement Learning (MBRL): In AI, self-regulation has been primarily explored through MBRL. These systems utilize World Models to simulate potential outcomes of actions, enabling the agent to evaluate and select actions that maximize expected cumulative reward. Techniques such as Dyna [Sutton, 1991] and Monte Carlo Tree Search (MCTS) [Silver et al., 2016] are widely used to incorporate planning into decision-making. Dyna, in particular, is a foundational architecture that integrates learning and planning within a single agent. Its core idea is to use the agent’s interactions with the environment to not only refine its policy but also update its internal model of the environment. In contrast to traditional MBRL approaches, which prioritize maximizing return, our perspective on self-regulation emphasizes competence as the primary evaluation metric. This shift aims to enhance the agent’s ability to navigate and adapt effectively in unknown situations.

Prompt-based LLM Agents: The capabilities of LLMs extend beyond language generation, making them increasingly popular for reasoning tasks to potentially deal with novelty. Chain-of-Thought (CoT) prompting [Wei et al., 2022], for example, decomposes complex inputs into sequential intermediate steps to arrive at a final answer. However, these methods may not yield accurate results due to error propagation as the number of steps increases [Chen et al., 2022]. Advancements such as self-consistency [Wang et al., 2022], least-to-most prompting [Zhou et al., 2022], and Tree-of-Thought (ToT) prompting [Yao et al., 2024] aim to mitigate this issue by improving sampling strategies and leveraging search algorithms. Nevertheless, these methods typically rely solely on the LLM’s pre-trained knowledge, which limits their ability to adapt to external feedback.

Beyond reasoning tasks, LLMs have also been applied to operate in an agentic loop of perception and action, unlocking the benefits of large-scale pre-training for agent-based tasks without relying on RL. ReAct [Yao et al., 2022] was among the first purely prompt-based LLM agents that integrated both reasoning and action planning to perform text-based task-solving. However, ReAct is inefficient and limited in its ability to transfer performance improvements to subsequent episodes. To address this issue, Reflexion [Shinn et al., 2023] built on ReAct by adding an LLM that reflects on task failures and provides persistent verbal feedback to the policy for improved performance in subsequent episodes. The performance gains from these LLM agent methods rely primarily on enhanced in-context prompting strategies, which limit their ability for continual learning from varied experiences. While MUSE also makes use of prompting for both reasoning and planning, it also learns online from its experiences to facilitate more effective exploration in unknown situations and environments.

3 Decoder-based World Model implementation

In this section, we describe our implementation of the MUSE framework using a decoder-based world model to equip MBRL agents with metacognitive abilities of self-awareness and self-regulation.

3.1 Methods

3.1.1 Self-Awareness through World Modeling

We leverage the decoder-based World Model from Dreamer-v3 [Hafner et al., 2023] to implement self-awareness for agents, but we note that our approach can be extended to decoder-free World Models as well. Dreamer-v3 uses a Recurrent State-Space Model (RSSM) to model the environment dynamics. See Equations 1-3 for the formulation from Hafner et al. [2023]. The RSSM maps the input state x_t and recurrent state h_t to a latent embedding z_t and uses the concatenation of h_t and z_t to predict the reward \hat{r}_t and terminal signal \hat{d}_t as well as reconstruct the input state \hat{x}_t .

$$\text{RSSM} \begin{cases} \text{Sequence model:} & h_t = f_\phi(h_{t-1}, z_{t-1}, a_{t-1}) \\ \text{Encoder:} & z_t \sim q_\phi(z_t | h_t, x_t) \\ \text{Dynamics predictor:} & \hat{z}_t \sim p_\phi(\hat{z}_t | h_t) \\ \text{Reward predictor:} & \hat{r}_t \sim p_\phi(\hat{r}_t | h_t, z_t) \\ \text{Terminal signal predictor:} & \hat{d}_t \sim p_\phi(\hat{d}_t | h_t, z_t) \\ \text{Decoder:} & \hat{x}_t \sim p_\phi(\hat{x}_t | h_t, z_t) \end{cases} \quad (1)$$

The RSSM employs a convolutional neural network (CNN) to process image-based inputs and a multi-layer perceptron (MLP) to process proprioceptive inputs, combining them into a joint latent embedding. Independent MLP heads are trained to map the RSSM state to distributions over the reward, terminal signal, and next latent embedding. Note that aside from CNN and MLP networks, alternative architectures such as GPT-style transformers can also be utilized [Brown et al., 2020, Radford et al., 2019].

Following Hafner et al. [2023], given a sequential batch of inputs $x_{1:T}$, actions $a_{1:T}$, rewards $r_{1:T}$, and terminal signals $d_{1:T}$, the World Model parameters ϕ are optimized to minimize the prediction loss L_{pred} , the dynamics loss \mathcal{L}_{dyn} , and the representation loss \mathcal{L}_{rep} . The prediction loss L_{pred} is the joint negative log-likelihood of the multiple probabilistic predictors (Equation 3). Real-valued quantities like the reward and decoded state are trained with a symlog squared loss, whereas the terminal signal, which is a binary-valued quantity, is trained with logistic regression.

$$\mathcal{L}(\phi) \doteq \mathbb{E}_{q_\phi} \left[\sum_{t=1}^T (\mathcal{L}_{\text{pred}}(\phi) + \mathcal{L}_{\text{dyn}}(\phi) + 0.1\mathcal{L}_{\text{rep}}(\phi)) \right] \quad (2)$$

$$L_{\text{pred}} \doteq -\ln p_\phi(r_t | h_t, z_t) - \ln p_\phi(d_t | h_t, z_t) - \ln p_\phi(x_t | h_t, z_t) \quad (3)$$

We augment the above World Model with an additional head for predicting task success conditioned on the RSSM state, referred to as the Self-Awareness Model. This model predicts the quantile (relative to the maximum episode length) in which the task will be solved. Specifically, in this implementation, the Self-Awareness Model is an MLP with N outputs that map the RSSM state to time-to-success predictions. The MLP outputs parameterize $N = 5$ independent Bernoulli distributions $\{\psi_1, \dots, \psi_N\}$. A self-awareness prediction involves sampling from each ψ_i , such that $\hat{c}_{t_i} \sim \psi_i(\hat{c}_{t_i} | h_t, z_t)$, and combining these samples into a prediction vector. For example, a self-awareness prediction of success in the first quantile would yield the vector $[1, 1, 1, 1, 1]$, whereas a prediction of failure would yield the vector $[0, 0, 0, 0, 0]$. This process is visualized in Figure 2. Note that each component of the self-awareness prediction ψ_i is trained independently using a binary cross-entropy loss.

3.1.2 Self-Regulation

Even with multi-task pre-training, including parametric variations, to learn basic skills, an MBRL agent exhibits limited generalization to novel tasks that require either new, orchestrated combinations of those skills or entirely new skills [Ketzer and Pilly, 2022]. While Dreamer-v3 can handle novel parametric variations for a known task, it struggles to make progress when faced with an unknown reward function that differs semantically from those of the pre-training tasks. Central to our MUSE framework is the self-regulation algorithm, which performs competence-aware actions to solve novel tasks. Specifically, the decision-making process selects actions that maximize the likelihood of task success. There are three primary approaches for planning using the learned World Model, current policy, and the evaluation criterion of self-assessed competence:

- (a) Simulate multiple future scenarios (rollout trajectories) based on the current state and potential actions, then greedily select the path that maximizes the self-awareness criterion

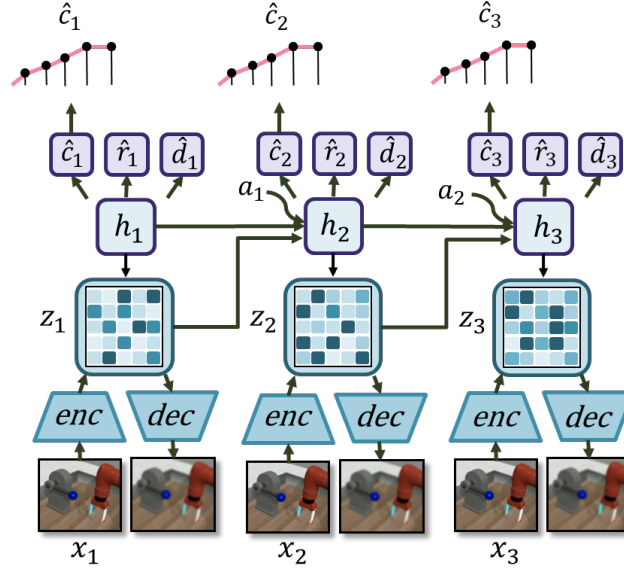


Figure 2: Schematic of the implementation of self-awareness in the context of the Dreamer-v3 World Model (adapted from [Hafner et al. \[2023\]](#)). The input state x to the RSSM is encoded into latent embedding z . The model recurrently predicts self-awareness \hat{c} , reward \hat{r} , and terminal signal \hat{d} , while also reconstructing the input state x . The Self-Awareness Model parameterizes a Bernoulli distribution over each quantile ψ_i to predict the time-to-success conditioned on the RSSM state.

- (b) Perform MCTS using the self-awareness criterion in place of the Upper Confidence Bound formula
- (c) Optimize the model state to directly maximize the self-awareness criterion, effectively self-regulating the policy

For this implementation of MUSE, we used the third option. This optimization-based method leverages the differentiability of the World Model with the self-awareness head. The self-regulation algorithm is detailed in Algorithm 1. At each time step t , MUSE performs a World Model rollout where the agent’s actions are optimized to increase the likelihood of reaching a success state. Instead of performing a tree search over actions, we directly optimize the model state input to the agent, enabling actions that maximize the self-awareness criterion. The intuition is that when our Self-Awareness Model predicts failure, it is no longer useful to follow the current policy. Instead, we induce a new policy by augmenting the model state in a direction that increases the probability of task success. In a novel environment, the baseline agent follows a non-metacognitive policy π , which is unlikely to reach a success state. To address this limitation, we seek a metacognitive policy π_ψ that guides the agent to a success state. Specifically, at time step t , we compute the a_t by performing a World Model rollout of horizon H that optimizes over the model state $s (\doteq \{h, z\})$ as follows:

$$s \leftarrow s + \beta \nabla_s \left(\sum_{i=1}^N \psi_i(s) \right). \quad (4)$$

MUSE then applies the self-regulated action $a_t \sim \pi(a_t|s)$, observes the resulting recurrent state h_{t+1} , and begins a new iteration.

3.2 Experiments

For the decoder-based World Model implementation, we evaluated our approach in the Meta-World robotic manipulation simulator [\[Yu et al., 2020\]](#), using Dreamer-v3 [\[Hafner et al., 2023\]](#) as the MBRL baseline for comparison. During training and adaptation, Dreamer-v3 alternates between updating its World Model with real data and updating its actor and critic neural networks with imagined data. To ensure consistency, we used Dreamer-v3’s network architectures, hyperparameters, and learning procedures across all shared components between the two agents (e.g., an imagination horizon of 15 time steps). Note the replay buffers from pre-deployment training were retained for deployment

Algorithm 1 Self-Regulation operates over a World Model rollout trajectory of horizon H to obtain the metacognitive policy π_ψ

Require: h_t
 $H = 10$
 $\beta = 0.02$
 $z_t \sim p_\phi(z_t|h_t)$
 $h \leftarrow h_t$
 $z \leftarrow z_t$
 $s \doteq \{h, z\}$
for $step \leftarrow 1$ to H **do**
 $a \sim \pi(a|s)$
 $h \leftarrow f_\phi(s, a)$
 $s \leftarrow s + \beta \nabla_s \left(\sum_{i=1}^N \psi_i(s) \right)$
end for
 $a_t \sim \pi(a_t|s)$
 $h_{t+1} \leftarrow f_\phi(s, a_t)$
return z_t, a_t, h_{t+1}

adaptation. Both methods were implemented in the same PyTorch codebase, with the self-awareness and self-regulation modules omitted to evaluate Dreamer-v3.

3.2.1 Meta-World

Meta-World provides a suitable testbed for learning a shared perceptual and dynamics model across multiple tasks using a 6 degrees-of-freedom (DOF) robotic arm. We utilized the MT10 benchmark, which consists of 10 manipulation tasks with distinct reward functions: [button-press, door-open, drawer-close, drawer-open, peg-insert-side, pick-place, push, reach, window-close, window-open] as our pre-deployment training set (Figure 3). By default, object and goal positions were randomly sampled to enable domain randomization. For pre-deployment training, We adopted a multi-task learning paradigm [Mandi et al., 2023], encompassing all 10 training tasks over 2M total environment steps, instead of the more computationally expensive meta-reinforcement learning approaches [Wang et al., 2021]. Each episode was limited to a maximum of 500 time steps. We leveraged the built-in success signal returned by the Meta-World environment to train the Self-Awareness Model. The agents received a 64×64 RGB observation alongside a 40-dimensional proprioceptive state. Additionally, we included a task embedding that was represented as a single integer-valued channel appended to the visual state. For novel tasks, this task embedding was a zero-valued channel. Following pre-deployment training, the agents were evaluated on a set of 10 novel tasks with distinct reward functions, semantically different from those in the pre-deployment training set (Figure 4). The agents adapted to one novel task at a time, starting with pre-deployment trained weights, for 20 episodes per task. Each of these episodes also had a maximum time limit of 500 steps. Performance on the novel tasks was assessed during these adaptation episodes.

3.2.2 Metrics

Self-Awareness We evaluate the agents’ ability to predict their success on novel tasks using accuracy and the Area under the Receiver Operating Characteristic Curve (AUROC). For MUSE, these metrics indicate how effectively the self-awareness signal can support rapid online adaptation. Although Dreamer-v3 does not have an explicit self-awareness module, we use the value predictions of its critic neural network (with reward normalization) as a proxy for predicting episode outcomes (success or failure). Each agent is evaluated for each novel task separately across 20 adaptation episodes. During these episodes, we collect MUSE’s step-wise self-awareness predictions and Dreamer-v3 critic’s step-wise value predictions for evaluation. The predictions at each time step across all tasks are compared with the true labels to compute accuracy and AUROC metrics. Accuracy for Dreamer-v3 is determined using a threshold set to the median of its value predictions across all novel tasks and episodes. Additionally, MUSE’s success quantile predictions, which are multi-class classification outputs, provide a finer-grained metric of competence awareness. The ROC curve for MUSE is computed by treating the sum of the self-awareness components ($\sum_{i=1}^N \psi_i$) as the signal.

Self-Regulation We evaluate the agents’ generalization to unknown situations using two metrics: the percentage of novel tasks solved and the average time to task completion. Each agent is assessed for each novel task separately across the 20 adaptation episodes. The percentage of episodes where the agent successfully completes the task within the maximum time limit is averaged across all novel tasks to calculate the success rate. Similarly, the number of time steps required to achieve success in each episode is averaged across all episodes and tasks to compute the time-to-completion metric.




Figure 3: Meta-World pre-deployment training set [button-press, door-open, drawer-close, drawer-open, peg-insert-side, pick-place, push, reach, window-close, window-open], which comprises the 10 tasks from the MT10 benchmark.

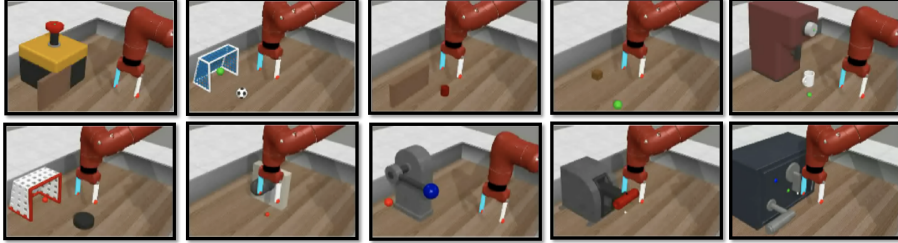


Figure 4: Meta-World evaluation set [button-press-topdown-wall, soccer, push-wall, push-block, coffee-button, plate-slide, peg-unplug-side, lever-pull, handle-press, door-unlock], which comprises 10 additional tasks with distinct reward functions that differ semantically from those in the pre-deployment training set.

Method	Metric	Value
Dreamer-v3	Accuracy	39%
MUSE	Accuracy	92%
Dreamer-v3	AUROC	0.63
MUSE	AUROC	0.95

Table 1: Comparison of self-awareness performance between MUSE and Dreamer-v3 agents on the novel tasks in the Meta-World environment.

3.2.3 Results

The accuracy and AUROC results for self-awareness on the novel tasks are summarized in Table 1, with the ROC curves shown in Figure 5. These results demonstrate that the Self-Awareness Model is significantly more predictive of competence at both coarse and fine-grained levels compared to the critic neural network of the Dreamer-v3 agent. Specifically, MUSE reliably predicted time-to-success for novel tasks with $>2\times$ the accuracy of Dreamer-v3 in predicting task success. Further, using the metacognitive policy π_ψ , MUSE successfully solved 7 of the 10 novel tasks (70%), with varying time steps per episode depending on the task. For instance, plate-slide required nearly the maximum time budget, while coffee-button was solved quickly. In contrast, Dreamer-v3 failed to solve any of the novel tasks within the allotted adaptation episodes.

3.3 Discussion

The pre-deployment training tasks were selected to encompass a broad range of skills, enabling the agents to develop a comprehensive understanding of various manipulation strategies. Following this

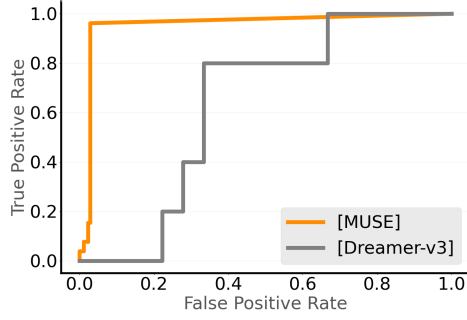


Figure 5: ROC curves of MUSE and Dreamer-v3 agents for self-awareness of competence on the novel tasks in the Meta-World environment.

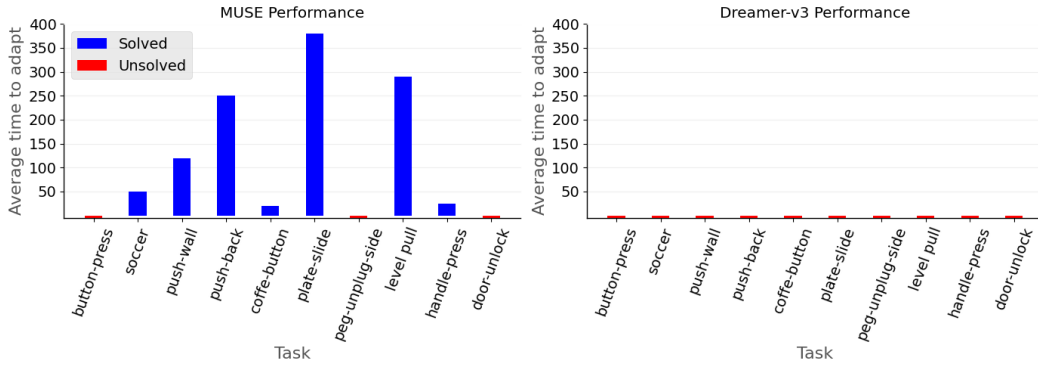


Figure 6: Average number of time steps per episode required to solve each of the 10 novel tasks. MUSE (left) successfully solved 7 out of 10 tasks, whereas Dreamer-v3 (right) failed to solve any tasks.

training phase, the agents were exposed to out-of-distribution tasks selected to evaluate their ability to generalize learned skills to novel and unseen challenges. This two-phase approach—training on familiar tasks and adapting to novel ones—was critical for rigorously assessing the effectiveness and adaptability of MUSE and Dreamer-v3 in unknown environments. Overall, the experiments with the Decoder-based World Model implementation demonstrated that MUSE significantly outperforms Dreamer-v3 by avoiding over-confidence in low-competence novel situations and under-confidence in high-competence ones, resulting in higher success rates across both scenarios.

4 LLM-based implementation

In this section, we describe our implementation of the MUSE framework to equip LLM agents with metacognitive abilities of self-awareness and self-regulation.

4.1 Methods

4.1.1 ReAct

Yao et al. [2022] was among the first to introduce an LLM agent that interacts with its environment to accomplish tasks by being prompted to reason and act (Figure 7). We describe their method within a more generic framework. At time step t , the ReAct agent (M_a) perceives an observation $o_t \in \mathcal{O}$, executes an action $a_t \in \mathcal{A}$ based on a policy $\pi(a_t|I, c_{t-1}, o_t)$, and receives a reward r_t . Here, I is the natural language description of the task, and $c_t = \{o_1, a_1, r_1, \dots, o_t, a_t, r_t\}$ is the running context of the trajectory within the episode. The agent also receives the episode outcome (success or failure) when either the task is solved within the time budget or the episode terminates due to running out of time. The context is reset at the end of each episode. The ReAct agent leverages chain-of-thought (CoT) reasoning [Wei et al., 2022] to facilitate reasoning steps expressed in natural language for improved action selection. Notably, actions a_t stored in c_t include both standard actions and CoT reasoning traces. To facilitate CoT reasoning, ReAct employs two-shot domain-specific

trajectory examples in the in-context prompt, which mitigates syntactic errors and improves adaptation efficiency.

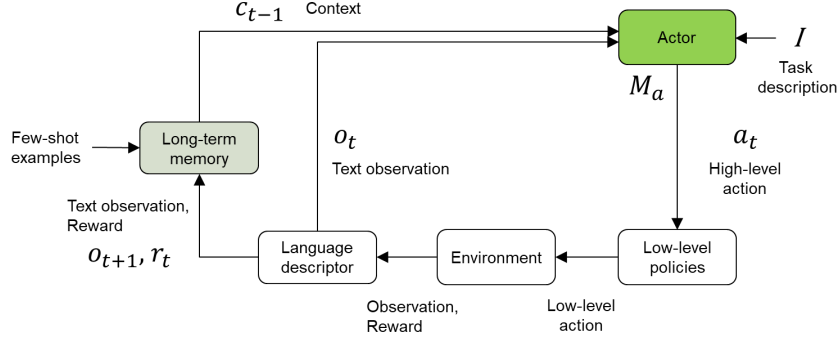


Figure 7: Our illustration of the ReAct architecture [Yao et al., 2022].

4.1.2 Reflexion

Reflexion [Shinn et al., 2023] enhances in-context prompting for LLM agents by generating internal feedback, referred to as “reflection,” expressed in natural language to transfer lessons learned across episodes for a given task (Figure 8). At the end of each episode e , Reflexion prompts an LLM to reason and generate verbal feedback rx^e about the agent’s performance by analyzing the entire trajectory c_T from the episode’s start ($t = 1$) to finish ($t = T$) and the episode outcome (success or failure). The Reflection LLM (M_{rx}) also receives the reflections and outcomes from previous episodes ($1 : e - 1$). The Reflection agent (M_a) follows the policy $\pi(a_t | I, c_{t-1}, o_t, rx^{\{1:e-1\}})$, which incorporates cumulative reflections from earlier episodes. In contrast to ReAct, which relies solely on short-term memory comprising the agent’s running trajectory within the current episode, Reflexion leverages both short- and long-term memory for improved strategic adaptation to novel situations. This iterative internal feedback mechanism allows the agent to refine its strategies progressively by integrating lessons learned from failures in previous episodes. Reflexion addresses the credit assignment problem through implicit reasoning about specific actions within the trajectory that led to failures, proposing alternative strategies for future episodes. Through this process, the agent develops an enhanced understanding of effective plans to continually improve its adaptability to novel tasks.

While the original Reflexion study [Shinn et al., 2023] utilized a single LLM for both action generation and reflection, our implementation uses distinct LLMs fine-tuned for each respective task. Additionally, we extend the reflection process to include successful outcomes, enabling the model to reinforce effective strategies alongside learning from failures. We also allow the model to consolidate cumulative reflections into summarized forms as memory grows, rather than limiting memory capacity based on the context window size of the Actor LLM.

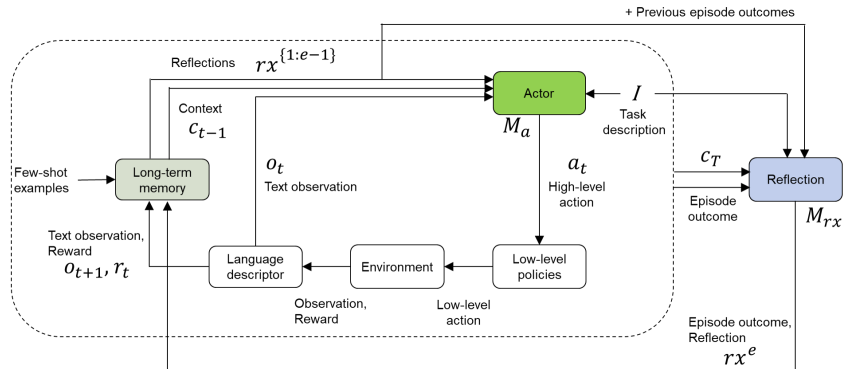


Figure 8: Our illustration of the Reflexion architecture [Shinn et al., 2023], which leverages verbal reinforcement learning to enable agents to learn from past episodes.

4.1.3 MUSE

The MUSE framework, illustrated in Figure 9, builds on mechanisms from ReAct and Reflexion by incorporating additional modules for self-awareness and self-regulation:

- **World Model (M_w)**: A LLM that can be prompted to predict the next observation, reward, and task completion signal given the current observation and action. This LLM works in conjunction with the Actor (M_a) to generate potential future states and actions (rollout trajectories), enabling look-ahead planning. In text-based domains, such as the experiments presented here, M_w can use the same LLM as M_a . The LLM can be directly prompted to generate diverse trajectories without requiring explicit interaction between the two.
- **Self-Awareness Model (M_{sa})**: A language-conditioned neural network that evaluates and scores trajectories generated by World Model/Actor to assess their alignment and effectiveness for the agent’s goals. Specifically, it predicts task competence, or the probability of task success, for each trajectory.
- **Self-Regulation (M_{sr})**: A module that decides a competence-aware course of action based on one of the options outlined in Subsection 3.1.2. In this implementation, M_{sr} chooses the first action a_t from the rollout trajectory that is most likely to achieve task success, as determined by competence evaluations from M_{sa} .

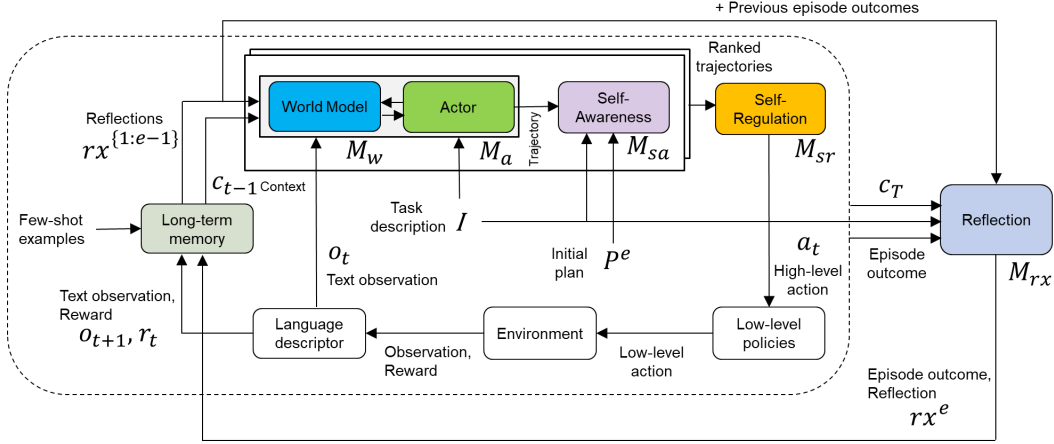


Figure 9: Illustration of the MUSE architecture, which implements the metacognitive cycle to iteratively solve unknown tasks.

World Model/Actor

During deployment, the World Model/Actor generates several potential future state-action sequences with a horizon H at each time step t . The diversity of these rollout trajectories, denoted by $\tau_t = \{a_t, r_t, o_{t+1}, \dots, a_{t+H-1}, r_{t+H-1}, o_{t+H}\}$, is controlled by the temperature setting of the LLM. These trajectories represent hypothetical paths extending from the current observation o_t and context c_{t-1} , guided by the task description I and task-specific reflections $rx^{\{1:e-1\}}$ stored in memory. For this implementation, we explicitly did not specify a horizon H ; instead, the LLM was allowed to generate trajectories up to the maximum length permitted by its context window. The temperature of the LLM was set to 0.5, and five rollout trajectories were generated at each time step.

Self-Awareness

The Self-Awareness Model (M_{sa}) utilizes a transformer encoder [SentenceTransformers, 2024] and an MLP to predict the probability of task success (Equation 5) for trajectories generated by the World Model/Actor before their actual execution in the environment. Specifically, M_{sa} evaluates the alignment and effectiveness of potential trajectories for the task at hand. The algorithm for training M_{sa} and using it for evaluation is detailed in Algorithm 2.

$$y_{\text{pred}} = M_{sa}(I, P^e, \tau) \quad (5)$$

Here, τ represents a trajectory, and P^e denotes the initial plan generated by the World Model/Actor at the start of episode e . The output layer of M_{sa} employs a sigmoid activation function to yield

a probability of task success. A threshold of 0.5 is used to convert these probabilities into binary outcomes (success or failure). During pre-deployment training and deployment adaptation, M_{sa} is trained to minimize the binary cross-entropy loss between the predicted task success (y_{pred}) and the actual binary outcome (y) as follows:

$$\mathcal{L}(y, y_{\text{pred}}) \doteq -[y \log(y_{\text{pred}}) + (1 - y) \log(1 - y_{\text{pred}})] \quad (6)$$

Training trajectories are segmented into non-overlapping chunks, each containing four action-observation pairs. For example, the initial chunk within an episode includes pairs (a_1, o_1) through (a_4, o_4) , while the next spans (a_5, o_5) through (a_8, o_8) , and so on.

Algorithm 2 M_{sa} training and evaluation

Input: Dataset $\mathcal{D} = \{(I, P^e, \tau, y)\}$, transformer encoder \mathcal{M} , MLP g_η
Output: Trained evaluator model g_η
function TRAINEVALUATOR($\mathcal{D}, \mathcal{M}, g_\eta$)
 for each $(I, P^e, \tau, y) \in \mathcal{D}$ **do**
 $Z \leftarrow \mathcal{M}(I)$ ▷ Generate task embedding
 $S \leftarrow \mathcal{M}(\tau, P^e)$ ▷ Generate trajectory and plan embedding
 $X \leftarrow \text{concat}(S, Z)$
 $y_{\text{pred}} \leftarrow g_\eta(X)$ ▷ Predict task success probability
 Update g_η parameters to minimize $\mathcal{L}(y, y_{\text{pred}})$ ▷ Binary cross-entropy loss
 end for
 return Trained MLP g_η
end function

function EVALUATETRAJECTORY($I, P^e, \tau, \mathcal{M}, g_\eta$)
 $Z \leftarrow \mathcal{M}(I)$
 $S \leftarrow \mathcal{M}(\tau, P^e)$
 $X \leftarrow \text{concat}(S, Z)$
 $y_{\text{pred}} \leftarrow g_\eta(X)$
 return y_{pred}
end function

MUSE framework

The MUSE agent builds upon the Reflexion agent [Shinn et al., 2023] that is exposed to training tasks for a fixed number of episodes each. The offline and online training procedures are detailed in Algorithm 3. For the pre-deployment training, the MUSE agent utilizes all data collected by the Reflexion agent across the various training tasks. Specifically, the Reflection LLM (M_{rx}) in MUSE is trained using Direct Preference Optimization (DPO) with a preference dataset [Rafailov et al., 2024] created by comparing reflections of success and failure. A successful (positive) reflection occurs when the agent fails in episode e_i but succeeds in episode e_{i+1} following the reflection. Conversely, a failure (negative) reflection happens when the agent succeeds in episode e_i but fails after reflection in episode e_{i+1} despite the reflection. DPO directly optimizes M_{rx} to generate reflections that maximize the likelihood of satisfying these preferences. This enables M_{rx} to iteratively improve its ability to help the agent adapt and recover from failures and adapt to diverse tasks through more effective reflective processes.

The Actor LLM (M_a) is trained using Supervised Fine-Tuning (SFT) with only successful episodes across tasks. By imitating the behavior demonstrated in these episodes, M_a learns to align its policy with the optimal actions seen during successful episodes across various tasks. This joint multi-task fine-tuning process equips MUSE with generalizable success-driven strategies, allowing it to outperform both ReAct and Reflexion in adapting to novel tasks. To efficiently align with the training data, both M_a and M_{rx} are fine-tuned using Low-Rank Adaptation (LoRA) [Hu et al., 2021]. Additionally, the Self-Awareness Model (M_{sa}) is trained using pertinent data from the Reflexion agent, which maps trajectory chunks to corresponding episode outcomes.

During deployment, when MUSE encounters a novel task, it engages in sequential episodes until task success is achieved. MUSE employs competence-aware planning, as described above, to choose its actions. Furthermore, each constituent model of MUSE can be updated online as new data becomes available from the novel task. In contrast, alternate approaches like ReAct and Reflexion primarily

rely on in-context prompting and reflective text to learn from prior experiences. These methods do not involve updating model parameters using gradient-based learning, leading to knowledge being stored only for the short term. This constraint hinders the transfer of knowledge across episodes and tasks. MUSE overcomes these limitations by actively updating the weights of its models, enabling continual learning and more effective knowledge transfer.

Algorithm 3 MUSE high-level operational algorithm

PRE-DEPLOYMENT TRAINING

Training dataset $D_{in} \sim$ in-distribution tasks

Specify max. training episodes, max. steps

```

function PRETRAINMODELS( $D_{in}, M_a, M_{rx}, M_{sa}, M_w$ )
  Initialize  $M_{sa}, M_w$ , memory buffer
  for each task  $\sim D_{in}$  do
    Initialize  $M_a, M_{rx}$  for the Reflexion agent
    Add  $I$  to memory buffer
    Set  $t = 0, e = 0$ 
    while  $e < \text{max. training episodes}$  do
      while  $t < \text{max. steps \& task-not-solved}$  do
        Generate  $a_t$  using  $M_a$  and submit to simulator
        Obtain observation  $o_{t+1}$  and reward  $r_t$ , append  $o_t, a_t, r_t$  to context  $c_t$ 
        Increment  $t$ 
      end while
      Generate reflection  $rx^e$  using  $M_{rx}$ 
      Append episode outcome,  $c_t, rx^e$  to memory buffer
      Increment  $e$ 
    end while
  end for
  Use all data in memory buffer to train  $M_a, M_{rx}, M_{sa}, M_w$  for MUSE
  return Trained  $M_a, M_{rx}, M_{sa}, M_w$ 
end function

```

DEPLOYMENT ADAPTATION

Test dataset $D_{out} \sim$ out-of-distribution tasks

Specify max. adaptation episodes

```

function ADAPTMODELS( $D_{out}, M_a, M_{rx}, M_{sa}, M_w$ )
  Initialize memory buffer
  for each task  $\sim D_{out}$  do
    Set  $M_a, M_{rx}, M_{sa}, M_w$  to pre-deployment trained weights
    Add  $I$  to memory buffer
    Set  $t = 0, e = 0$ 
    while  $e < \text{max. adaptation episodes}$  do
      while  $t < \text{max. steps \& task-not-solved}$  do
        Generate rollout trajectories using  $M_w$  and  $M_a$ 
        Evaluate each trajectory using  $M_{sa}$ 
        Select best action  $a_t$  based on highest  $M_{sa}$  score and submit to simulator
        Obtain observation  $o_{t+1}$  and reward  $r_t$ , append  $o_t, a_t, r_t$  to context  $c_t$ 
        Increment  $t$ 
      end while
      Generate reflection  $rx^e$  using  $M_{rx}$ 
      Append episode outcome,  $c_t, rx^e$  to memory buffer
      Increment  $e$ 
    end while
    Use data in memory buffer to update  $M_a, M_{rx}, M_{sa}, M_w$ 
    Test updated MUSE agent on the current task over the test episodes
  end for
end function

```

4.2 Experiments

For the LLM-based implementation, we evaluated our approach within the ALFWorld simulator [Shridhar et al., 2020] and compared it against ReAct [Yao et al., 2022] and Reflexion [Shinn et al., 2023] as the baselines. For these experiments, we selected the Mistral-7B-Instruct-v0.2 as the primary LLM [Jiang et al., 2023]. This LLM features a substantial context window size of 32,000 tokens, allowing it to process large chunks of data in a single pass for improved in-context learning. To further explore the robustness of our framework, we conducted additional experiments using less capable LLMs such as Open-Orca/Mistral-7B-OpenOrca [Mukherjee et al., 2023, Open-Orca, 2024] and Apple/OpenELM-3B-Instruct [Mehta et al., 2024].

4.2.1 ALFWorld

ALFWorld [Shridhar et al., 2020] is a synthetic, text-based game simulator with diverse interactive environments that challenge agents to solve multi-step tasks (e.g., “Find two plates and put them in a cabinet”). A unique aspect of ALFWorld is its emphasis on spatial and commonsense reasoning, requiring agents to infer probable locations of common household items—for example, recognizing that plates are typically found in kitchens. This characteristic makes ALFWorld particularly well-suited for leveraging the pre-trained commonsense knowledge of LLMs. Given that our MUSE framework is designed to learn from a diversity of past experiences, we performed pre-deployment training using 140 household tasks from the in-distribution dataset available in ALFWorld. Following the methodology of ReAct [Yao et al., 2022], we evaluated the agents on 134 novel household tasks from the out-of-distribution dataset. The agents were exposed to one novel task at a time, starting with the pre-deployment trained weights, under two conditions: (1) five adaptation episodes followed by five test episodes for each task, and (2) only five test episodes for each task without adaptation. For both pre-deployment training and deployment adaptation, each episode had a maximum time limit of 50 steps. Note the agents were assessed for performance only during the test episodes, which did not involve any weight updates. While it is possible to update all the constituent models (namely, M_w , M_a , M_{rx} , M_{sa}) for a given novel task using newly acquired adaptation data, we chose to update only the MLP portion (g_η) of the Self-Awareness Model (M_{sa}) to minimize computational time for our experiments. We used a replay buffer that included both pre-deployment training data and new data from the adaptation episodes to update M_{sa} without catastrophic forgetting.

4.2.2 Metrics

Self-Awareness We use accuracy and AUROC to evaluate how well MUSE predicts its success on novel tasks. Note that the baseline agents, ReAct and Reflexion, lack a self-awareness module and therefore cannot predict episode outcomes (success or failure), making a direct comparison with MUSE’s self-awareness performance infeasible. MUSE is assessed for each novel task separately over five test episodes at the end of pre-deployment training and after five adaptation episodes. During each test episode, the trajectory is segmented into non-overlapping chunks, each containing four action-observation pairs. MUSE’s chunk-wise self-awareness predictions are collected for evaluation, and the predictions for all chunks across tasks are compared against the true labels to compute accuracy and AUROC metrics.

Self-Regulation We evaluate how well the agents generalize to unknown situations using two metrics: the percentage of novel tasks solved and the average time to task completion. Each agent is assessed for each novel task separately over the five test episodes. The percentage of episodes in which the agent successfully completes the task within the maximum time limit is averaged across all novel tasks to calculate the success rate. To compute the time-to-completion metric, the number of time steps required to complete the task in each episode is averaged across all episodes and tasks, with a penalty of 100 time steps applied for failures.

4.2.3 Results

Self-Awareness The self-awareness results are summarized in Table 2, with the corresponding ROC curves shown in Figure 10. Following the five adaptation episodes, the MUSE agent achieved an AUROC score of 0.93 and an accuracy of 85%, demonstrating a high level of competence awareness.

To highlight the importance of self-awareness, we provide examples of trajectories generated by different agents. As shown in Supplementary Section 8.5, the key to MUSE’s success lies in its continual competence awareness. MUSE generates several potential trajectories, assigns competence scores to each, and selects the one most likely to result in task success. For the given task, MUSE begins with a plan similar to Reflexion: “find a bowl, clean it at the sink, and then place it in the

Table 2: Self-awareness performance of the MUSE agent on the novel tasks in the ALFWorld environment.

Dataset	AUROC	Accuracy
Pre-deployment training	0.66	60%
Additional adaptation (five episodes)	0.93	85%

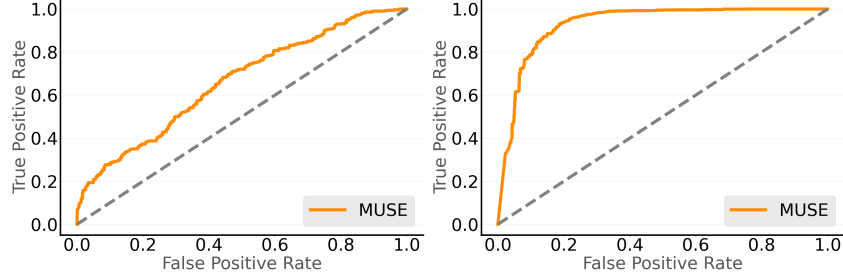


Figure 10: ROC curves of the MUSE agent for self-awareness of competence on the novel tasks in the ALFWorld environment, following pre-deployment training (left) and with additional five adaptation episodes (right).

Table 3: Self-Regulation: Success rate of the various agents on the novel tasks.

Agent	Pre-trained model	Additional adaptation (five episodes)
ReAct	35%	35%
Reflexion	45%	51%
MUSE	84%	90%

Table 4: Self-regulation: Average number of time steps to success per episode for the various agents on the novel tasks.

Agent	Pre-trained model	Additional adaptation (five episodes)
ReAct	97	97
Reflexion	77	66
MUSE	43	38

Table 5: Self-regulation: Success rate of the various agents on the novel tasks with less-capable LLMs, based on additional adaptation with five episodes.

Agent	Mistral-7B-OpenOrca	OpenELM-3B-Instruct
ReAct	23%	4%
Reflexion	27%	9%
MUSE	58%	55%

cabinet.” However, MUSE sets itself apart by engaging in deliberate actions that ensure steady progress toward the goal with increasing competence. After picking up the bowl from cabinet 1, MUSE evaluates multiple options such as follows:

0 “think: Now I find a bowl (1). Next, I need to take it..OK..> take bowl 1 from cabinet 1.” ... Score: 0.6284

1 “think: Now I take a bowl (1). Next, I need to go to sinkbasin (1) and clean it.” ... Score: 0.8689

2 “think: Now I find a bowl (1). Next, I need to take it..OK..> take bowl 1 from cabinet 1. Nothing happens.” ... Score: 0.6417

In this instance, MUSE selects Trajectory 1 due to its higher competence score, indicating a greater likelihood of task success. By continuously assessing its competence, MUSE adapts its strategy in real time to effectively navigate the environment’s complexities. It maintains a coherent plan and avoids redundant or detrimental actions that could lead to confusion or failure. In contrast, Reflexion fails due to its lack of competence awareness. After acquiring the bowl, Reflexion redundantly decides to find and take a bowl again. This leads to a faulty sequence of actions, causing Reflexion to enter an incorrect state from which it cannot recover. Without competence awareness, Reflexion fails to recognize that it already possesses the bowl. Its actions become increasingly erratic, failing to contribute toward task completion. For the complete trajectory, refer to Supplementary Section 8.5.

In summary, competence awareness allows MUSE to adapt rapidly to unfamiliar situations. By avoiding low-competence trajectories, it steers clear of actions leading to failure, promotes exploration within the agent’s capabilities, and prevents the agent from getting stuck in unrecoverable states. This approach results in smarter exploration and more effective continual learning in response to novelty, even in sparse-data open-world scenarios.

Self-Regulation The self-regulation results for MUSE and the two baseline agents are summarized in Tables 3 and 4. These results demonstrate that MUSE solves more novel tasks and requires fewer time steps to completion per episode, both at the end of pre-deployment training and after five adaptation episodes per task. Notably, MUSE achieved a high success rate of 90% on the 134 novel tasks, outperforming the baseline agents—ReAct and Reflexion—by >150% and >75%, respectively.

To further evaluate the contribution of the self-awareness and self-regulation framework in MUSE beyond LLM-powered reasoning, we conducted additional experiments using less-capable LLMs. Table 5 presents the post-adaptation performance of MUSE compared to baseline agents when employing smaller or less sophisticated LLM variants. MUSE maintained relatively higher success rates (55-58%) on the novel tasks, achieving >2x and >6x better performance than Reflexion when using Mistral-7B-OpenOrca and OpenELM-3B-Instruct, respectively. These results suggest that metacognition plays a particularly significant role when operating under constrained conditions, such as with smaller or less sophisticated LLMs.

4.3 Discussion

Through these experiments, we evaluated the capabilities of MUSE in terms of self-awareness and self-regulation, demonstrating its superior performance over the baseline agents, ReAct and Reflexion. With reliable competence awareness on the novel tasks, the MUSE agent can make informed decisions by avoiding trajectories likely to lead to failure and prioritizing those with a higher probability of task success for rapid online adaptation. MUSE’s ability to learn effectively from a limited number of adaptation episodes is particularly crucial in unknown situations and environments, where task complexity and novelty can vary significantly. Furthermore, its strong performance even with less-capable LLMs highlights the effectiveness of incorporating metacognitive components into mainstream AI agents. This finding suggests that the metacognitive framework can enhance performance even under resource-constrained conditions. Overall, the experiments with the LLM-based implementation demonstrated that integrating self-awareness and self-regulation into LLM-based agents can significantly improve their ability to handle unknown scenarios.

5 Conclusions

In this paper, we introduced Metacognition for Unknown Situations and Environments (MUSE), a metacognitive framework that integrates self-awareness and self-regulation into AI agents to enhance their adaptability to unknown situations and environments. MUSE uses self-assessed competence to intelligently guide an iterative trial-and-error process to identify the right strategy. In contrast, current AI agents either blindly execute their routine or policy—risking catastrophic failures—or freeze during runtime anomaly detection. These limitations arise because big data-driven solutions inherently struggle to adapt to novel scenarios with little or no training data.

We presented two initial implementations of MUSE: one using a decoder-based World Model for model-based RL agents, and another for LLM-based agents to instantiate the metacognitive cycle. In both cases, our experiments demonstrated that MUSE agents outperform baseline methods in handling novel tasks. These results show that MUSE facilitates problem-solving in unfamiliar and dynamic environments by vetoing potentially catastrophic solutions, guiding the search toward strategies that leverage an agent’s strengths, and continually learning from the environment with each attempt. By

enabling agents to be aware of their own competence and to regulate their strategies accordingly, MUSE offers a promising pathway toward developing more resilient and versatile AI systems.

6 Future Work

While MUSE has demonstrated advancements over existing methods, metacognition in AI remains a nascent and exploratory field. The scope of metacognitive abilities is vast, offering several promising directions for future research. One key avenue is integrating MUSE with continual learning techniques, such as generative experience replay and selective plasticity, to incrementally update its constituent models in new scenarios while mitigating catastrophic forgetting [Rostami et al., 2019, Kolouri et al., 2020, Kudithipudi et al., 2023]. Such an integration would enable agents to retain and build upon previously learned knowledge while continually acquiring new skills, without requiring the storage of data from all prior conditions in the replay buffer, as was done in the current study.

Another exciting direction for future research involves applying MUSE to more complex real-world domains, such as autonomous driving, digital manufacturing, and robotic manipulation in unstructured settings. Investigating these domains for tasks with long time horizons could provide valuable insights into the scalability, robustness, and practicality of the MUSE framework. Another compelling avenue is expanding the metacognitive framework to incorporate additional aspects of human cognition that are currently absent in AI systems. For instance, integrating Theory-of-Mind could enhance agents' abilities to understand and predict human behaviors, enabling more effective collaboration in social or teamwork-driven environments. Additionally, exploring multi-agent interactions within the MUSE framework offers significant potential. Enabling multiple metacognitive AI agents to interact, collaborate, negotiate, or compete could lead to more sophisticated and efficient problem-solving at the group level.

This research underscores the potential of psychology- and brain-inspired approaches to address the limitations of current AI systems, particularly their dependence on extensive training data. By equipping AI agents with greater flexibility and adaptability, MUSE paves the way for more resilient and versatile systems capable of operating across a wide range of environments. We anticipate that future research will build upon and refine these ideas, advancing the field of metacognitive AI and expanding its applications across diverse domains.

7 Acknowledgments

We would like to thank Neale Ratzlaff for his invaluable contributions to this research and his constructive feedback.

8 Supplementary Material

8.1 Illustrative ALFWorld trajectories for in-context prompting [Yao et al., 2022]

You are in the middle of a room. Looking quickly around you, you see a cabinet 13, a cabinet 12, a cabinet 11, a cabinet 10, a cabinet 9, a cabinet 8, a cabinet 7, a cabinet 6, a cabinet 5, a cabinet 4, a cabinet 3, a cabinet 2, a cabinet 1, a coffeemachine 1, a countertop 1, a diningtable 1, a drawer 1, a fridge 1, a garbagecan 1, a microwave 1, a shelf 3, a shelf 2, a shelf 1, a sinkbasin 1, a stoveburner 4, a stoveburner 3, a stoveburner 2, a stoveburner 1, and a toaster 1.

Your task is to: put a hot apple in fridge.

>think: To solve the task, I need to find and take an apple, then heat it with microwave, then put it in fridge.

OK.

>think: First I need to find an apple. An apple is more likely to appear in fridge (1), diningtable (1), coffeetable (1), drawer (1), cabinet (1-13), garbagecan (1). I can check one by one, starting with fridge 1.

OK.

>go to fridge 1

The fridge 1 is closed.

>open fridge 1

You open the fridge 1. The fridge 1 is open. In it, you see a cup 1, and a egg 1.

>go to diningtable 1

On the diningtable 1, you see a apple 1, a bread 1, a fork 3, a fork 2, a fork 1, a mug 2, a peppershaker 3, a plate 2, a pot 1, a soapbottle 3, a spatula 1, a spoon 3, a spoon 2, a spoon 1, a winebottle 3, and a winebottle 2.

>think: Now I find an apple (1). Next, I need to take it.

OK.

>take apple 1 from diningtable 1

You pick up the apple 1 from the diningtable 1.

>think: Now I take an apple (1). Next, I need to go to a microwave (1) and heat it.

OK.

>go to microwave 1

The microwave 1 is closed.

>heat apple 1 with microwave 1

You heat the apple 1 using the microwave 1.

>think: Now I heat an apple (1). Next, I need to put it in/on fridge 1.

OK.

>go to fridge 1

The fridge 1 is open. In it, you see a cup 1, and a egg 1.

>put apple 1 in/on fridge 1

You put the apple 1 in/on the fridge 1.

You are in the middle of a room. Looking quickly around you, you see a cabinet 10, a cabinet 9, a cabinet 8, a cabinet 7, a cabinet 6, a cabinet 5, a cabinet 4, a cabinet 3, a cabinet 2, a cabinet 1, a coffeemachine 1, a countertop 3, a countertop 2, a countertop 1, a diningtable 1, a drawer 6, a drawer 5, a drawer 4, a drawer 3, a drawer 2, a drawer 1, a fridge 1, a garbagecan 1, a microwave 1, a sinkbasin 1, a stoveburner 4, a stoveburner 3, a stoveburner 2, a stoveburner 1, and a toaster 1.

Your task is to: heat some egg and put it in diningtable.

>think: To solve the task, I need to find and take an egg, then heat it with microwave, then put it in diningtable.

OK.

>think: First I need to find an egg. An egg is more likely to appear in fridge (1), countertop (1-3), diningtable (1), stoveburner (1-4), toaster (1), garbagecan (1), cabinet (1-10). I can check one by one, starting with fridge 1.

OK.

>open fridge 1

You open the fridge 1. The fridge 1 is open. In it, you see a lettuce 2, a mug 2, and a potato 3.

>go to countertop 1

On the countertop 1, you see a bread 1, a fork 1, and a saltshaker 1.

>go to countertop 2

On the countertop 2, you see nothing.

>go to countertop 3

On the countertop 3, you see a bowl 1, a butterknife 1, a egg 2, a kettle 2, a plate 1, a sink 1, and a spatula 2.

>think: Now I find an egg (2). Next, I need to take it.

OK.

>take egg 2 from countertop 3

You pick up the egg 2 from the countertop 3.

>think: Now I take an egg (2). Next, I need go to a microwave (1) and heat it.

OK.

>go to microwave 1

The microwave 1 is closed.

>heat egg 2 with microwave 1

You heat the egg 2 using the microwave 1.

>think: Now I heat an egg (2). Next, I need to put it in/on diningtable 1.

OK.

>go to diningtable 1

On the diningtable 1, you see a apple 2, a bread 3, a egg 1, a kettle 1, a knife 1, a mug 1, a papertowelroll 1, a peppershaker 2, a potato 1, a soapbottle 1, and a spatula 1.

>put egg 2 in/on diningtable 1

You put the egg 2 in/on the diningtable 1.

Make sure you put items "in/on" instead of "in". Make sure you interact with and refer to items by name and number. Here are two examples of correct placement: "put keys 1 in/on desk" and "take book 2 from drawer 1".

8.2 Example of ReAct's decision-making

Task: You are in the middle of a room. Looking quickly around you, you see a cabinet 6, a cabinet 5, a cabinet 4, a cabinet 3, a cabinet 2, a cabinet 1, a coffeemachine 1, a countertop 3, a countertop 2, a countertop 1, a drawer 3, a drawer 2, a drawer 1, a fridge 1, a garbagecan 1, a microwave 1, a shelf 3, a shelf 2, a shelf 1, a sinkbasin 1, a stoveburner 4, a stoveburner 3, a stoveburner 2, a stoveburner 1, and a toaster 1. Your task is to: put a hot tomato in garbagecan.

ReAct's trajectory: ReAct successfully identifies and picks a tomato. However, it encounters difficulties when attempting to heat it. The agent repetitively navigates to each of the stove burners, resulting in a continuous loop.

Conclusion: The trajectory ends with the agent trapped in a repetitive sequence of actions, unable to adjust its approach or adapt to the task of heating the tomato.

>action: think: To solve the task, I need to find and take a tomato, then heat it with stoveburner, then put it in garbagecan.

observation: OK.

>action: think: First I need to find a tomato. A tomato is more likely to appear in fridge (1), countertop (1-3), cabinet (1-6), garbagecan (1), drawer (1-3). I can check one by one, starting with fridge 1.

observation: OK.

>action: open fridge 1

observation: Nothing happens.

>action: go to countertop 1

observation: On the countertop 1, you see a dish sponge 1, and a tomato 1.

>action: think: Now I find a tomato (1). Next, I need to take it.

observation: OK.

>action: take tomato 1 from countertop 1

observation: You pick up the tomato 1 from the countertop 1.

>action: think: Now I take a tomato (1). Next, I need to go to a stoveburner (1-4) and heat it.

observation: OK.

>action: go to stoveburner 1

observation: On the stoveburner 1, you see nothing.

>action: go to stoveburner 2

observation: On the stoveburner 2, you see nothing.

>action: go to stoveburner 3

observation: On the stoveburner 3, you see nothing.

>action: go to stoveburner 4

observation: On the stoveburner 4, you see nothing.

>action: think: Now I need to find a stoveburner with a hot surface. I can check stoveburners 1-4.

observation: OK.

>action: go to stoveburner 1

observation: On the stoveburner 1, you see nothing.

>action: go to stoveburner 2

observation: On the stoveburner 2, you see nothing.

>action: go to stoveburner 3

observation: On the stoveburner 3, you see nothing.

>action: go to stoveburner 4

observation: On the stoveburner 4, you see nothing.

>action: think: I need to turn on a stoveburner and wait for it to heat up. I can check stoveburners 1-4.

observation: OK.

>action: turn on stoveburner 1

observation: Nothing happens.

>action: turn on stoveburner 2

observation: Nothing happens.

>action: turn on stoveburner 3

observation: Nothing happens.

>action: turn on stoveburner 4

observation: Nothing happens.

>action: think: I need to find a way to heat up a stoveburner. I can check the stove, the microwave, or the oven.

observation: OK.

>action: check stove

observation: Nothing happens.

>action: check microwave

observation: Nothing happens.
>action: check oven
observation: Nothing happens.
>action: think: I need to find a source of heat. I can check the stove, the microwave, or the oven.
observation: OK.
>action: check stove
observation: Nothing happens.
>action: check microwave
observation: Nothing happens.
>action: check oven
observation: Nothing happens.
>action: think: I need to find a way to heat up a tomato. I can check the stove, the microwave, or the oven.
observation: OK.
>action: check stove
observation: Nothing happens.
>action: check microwave
observation: Nothing happens.
>action: check oven
observation: Nothing happens.
>action: think: I need to find a way to heat up a tomato. I can check the stove, the microwave, or the oven.
observation: OK.
>action: check stove
observation: Nothing happens.
>action: check microwave
observation: Nothing happens.
>action: check oven
observation: Nothing happens.
>action: think: I need to find a way to heat up a tomato. I can check the stove, the microwave, or the oven.
observation: OK.
>action: check stove
observation: Nothing happens.
>action: check microwave
observation: Nothing happens.
>action: check oven
observation: Nothing happens.
>action: think: I need to find a way to heat up a tomato. I can check the stove, the microwave, or the oven.
observation: OK.
>action: check stove
observation: Nothing happens.
>action: check microwave
observation: Nothing happens.
>action: check oven
observation: Nothing happens.

8.3 Example of Reflexion’s decision-making, demonstrating improvements over ReAct

Task: You are in the middle of a room. Looking quickly around you, you see a cabinet 6, a cabinet 5, a cabinet 4, a cabinet 3, a cabinet 2, a cabinet 1, a coffeemachine 1, a countertop 3, a countertop 2, a countertop 1, a drawer 3, a drawer 2, a drawer 1, a fridge 1, a garbagecan 1, a microwave 1, a shelf 3, a shelf 2, a shelf 1, a sinkbasin 1, a stoveburner 4, a stoveburner 3, a stoveburner 2, a stoveburner 1, and a toaster 1. Your task is to: put a hot tomato in garbagecan.

Reflexive feedback from first episode: “In this environment, my plan was to find a tomato, heat it on a stoveburner, and put it in the garbage can. However, I was unable to find a stoveburner with a hot surface. I should have checked the oven or microwave for alternative methods of heating the tomato. I will try to heat the tomato in the oven or microwave in the next trial.”

Reflexion’s trajectory: The Reflexion agent reflects on its initial failure to heat the tomato using the stove burners and identifies the potential to utilize alternative heating methods. In subsequent episodes, it successfully uses the microwave to heat the tomato.

Conclusion: This trajectory demonstrates the agent’s ability to learn from past mistakes and adapt its strategy, ultimately completing the task successfully by heating the tomato in the microwave and placing it in the garbage can.

>action: think: To solve the task, I need to find and take a tomato, then heat it, and put it in garbagecan.

observation: OK.

>action: think: First I need to find a tomato. A tomato is more likely to appear in fridge (1), countertop (1-3), cabinet (1-6), garbagecan (1). I can check one by one, starting with fridge 1.

observation: OK.

>action: open fridge 1

observation: Nothing happens.

>action: go to countertop 1

observation: On the countertop 1, you see a dish sponge 1, and a tomato 1.

>action: think: Now I find a tomato (1). Next, I need to take it.

observation: OK.

>action: take tomato 1 from countertop 1

observation: You pick up the tomato 1 from the countertop 1.

>action: think: Now I take a tomato (1). Next, I need to heat it.

observation: OK.

>action: think: I can heat a tomato in the microwave (1), oven, or on a stoveburner (1-4). I will try the microwave first.

observation: OK.

>action: go to microwave 1

observation: The microwave 1 is closed.

>action: heat tomato 1 with microwave 1

observation: You heat the tomato 1 using the microwave 1.

>action: think: Now I heat a tomato (1). Next, I need to put it in garbagecan 1.

observation: OK.

>action: go to garbagecan 1

observation: On the garbagecan 1, you see a egg 3, and a papertowelroll 1.

>action: put tomato 1 in/on garbagecan 1

observation: You put the tomato 1 in/on the garbagecan 1.

8.4 Limitations of Reflexion compared to MUSE in strategic exploration and task execution

Task: You are in the middle of a room. Looking quickly around you, you see a armchair 1, a cabinet 4, a cabinet 3, a cabinet 2, a cabinet 1, a drawer 5, a drawer 4, a drawer 3, a drawer 2, a drawer 1, a dresser 1, a garbagecan 1, a safe 1, a shelf 12, a shelf 11, a shelf 10, a shelf 9, a shelf 8, a shelf 7, a shelf 6, a shelf 5, a shelf 4, a shelf 3, a shelf 2, a shelf 1, a sidetable 1, and a sofa 1. Your task is to: put some watch on safe.

Reflexion's trajectory: Reflexion initially plans to find a watch but begins its search in less likely locations instead of the dresser, the most probable spot. After inefficient exploration, it eventually locates the watch on the dresser. However, at the safe, it prematurely closes it without placing the watch inside, leading to a loop from which it cannot recover.

Conclusion: The trajectory ends with the agent stuck in a repetitive cycle, unable to adapt its strategy or correct its mistake in handling the watch and the safe.

>action: think: To solve the task, I need to find and take a watch, then put it in the safe.

observation: OK.

>action: think: First I need to find a watch. A watch is more likely to appear in drawers (1-5), cabinet (1-4), dresser (1), and shelves (1-12). I can check one by one, starting with drawer 1.

observation: OK.

>action: go to drawer 1

observation: The drawer 1 is closed.

>action: open drawer 1

observation: You open the drawer 1. The drawer 1 is open. In it, you see nothing.

>action: go to drawer 2

observation: The drawer 2 is closed.

>action: open drawer 2

observation: You open the drawer 2. The drawer 2 is open. In it, you see nothing.

>action: go to drawer 3

observation: The drawer 3 is closed.

>action: open drawer 3

observation: You open the drawer 3. The drawer 3 is open. In it, you see a creditcard 2.

>action: go to drawer 4

observation: The drawer 4 is closed.

>action: open drawer 4

observation: You open the drawer 4. The drawer 4 is open. In it, you see nothing.

>action: go to drawer 5

observation: The drawer 5 is closed.

>action: open drawer 5

observation: You open the drawer 5. The drawer 5 is open. In it, you see nothing.

>action: go to cabinet 1

observation: The cabinet 1 is closed.

>action: open cabinet 1

observation: You open the cabinet 1. The cabinet 1 is open. In it, you see a vase 1.

>action: go to cabinet 2

observation: Nothing happens.

>action: go to cabinet 3

observation: The cabinet 3 is closed.

>action: open cabinet 3

observation: You open the cabinet 3. The cabinet 3 is open. In it, you see a tissuebox 2.

>action: go to cabinet 4

observation: Nothing happens.

>action: go to dresser 1

observation: On the dresser 1, you see a laptop 1, a remotecontrol 1, a tissuebox 1, a vase 3, a vase 2, and a watch 1.

>action: think: Now I find a watch (1). Next, I need to take it.

observation: OK.

>action: take watch 1 from dresser 1

observation: You pick up the watch 1 from the dresser 1.

>action: think: Now I take a watch (1). Next, I need to put it in/on safe 1.

observation: OK.

>action: go to safe 1

observation: The safe 1 is closed.

>action: open safe 1
observation: You open the safe 1. The safe 1 is open. In it, you see a cellphone 3, and a cellphone 2.
>action: think: The safe is not big enough for the watch and the cellphones. I should have put the watch in the safe, then closed the safe. I will try this new plan in the next trial.
observation: OK.
>action: close safe 1
observation: You close the safe 1.
>action: put watch 1 in/on safe 1
observation: Nothing happens.
>action: think: I need to put the watch in the safe, then close the safe.
observation: OK.
>action: put watch 1 in/on safe 1
observation: Nothing happens.
>action: think: I need to put the watch in the safe, then close the safe.
observation: OK.
>action: put watch 1 in safe 1
observation: Nothing happens.
>action: think: I need to put the watch in safe 1, then close the safe.
observation: OK.
>action: put watch 1 in safe 1
observation: Nothing happens.
>action: think: I need to put the watch in safe 1, then close the safe.
observation: OK.
>action: put watch 1 in safe 1
observation: Nothing happens.
>action: think: I need to put the watch in safe 1, then close the safe.
observation: OK.
>action: put watch 1 in safe 1
observation: Nothing happens.
>action: think: I need to put the watch in safe 1, then close the safe.
observation: OK.
>action: put watch 1 in safe 1
observation: Nothing happens.
>action: think: I need to put the watch in safe 1, then close the safe.
observation: OK.
>action: put watch 1 in safe 1
observation: Nothing happens.
>action: think: I need to put the watch in safe 1, then close the safe.
observation: OK.
>action: put watch 1 in safe 1
observation: Nothing happens.
>action: think: I need to put the watch in safe 1, then close the safe.
observation: OK.
>action: put watch 1 in safe 1
observation: Nothing happens.
>action: think: I need to put the watch in safe 1, then close the safe.
observation: OK.
>action: put watch 1 in safe 1
observation: Nothing happens.
>action: think: I need to put the watch in safe 1, then close the safe.
observation: OK.
>action: put watch 1 in safe 1
observation: Nothing happens.

MUSE's trajectory: MUSE begins with an intelligent search strategy, prioritizing the dresser as the most likely location for the watch. After efficiently locating the watch on the dresser, MUSE proceeds directly to the safe, opens it, places the watch inside, and completes the task without error.

Conclusion: MUSE successfully completes the task through efficient exploration and precise execution, demonstrating effective problem-solving capabilities.

>action: think: To solve the task, I need to find and take a watch, then put it in the safe.

observation: OK.

>action: think: First I need to find a watch. A watch is more likely to appear in dresser (1), cabinet (1-4), shelf (1-12), drawer (1-5). I can check one by one, starting with dresser 1.

observation: OK.

>action: go to dresser 1

observation: On the dresser 1, you see a laptop 1, a remotecontrol 1, a tissuebox 1, a vase 3, a vase 2, and a watch 1.

>action: take watch 1 from dresser 1

observation: You pick up the watch 1 from the dresser 1.

>action: think: Now I find a watch (1). Next, I need to put it in/on safe 1.

observation: OK.

>action: go to safe 1

observation: The safe 1 is closed.

>action: open safe 1

observation: You open the safe 1. The safe 1 is open. In it, you see a cellphone 3, and a cellphone 2.

>action: put watch 1 in/on safe 1

observation: You put the watch 1 in/on the safe 1.

8.5 Competence-aware action selection: A key advantage of MUSE over Reflexion

Task: You are in the middle of a room. Looking quickly around you, you see a cabinet 6, a cabinet 5, a cabinet 4, a cabinet 3, a cabinet 2, a cabinet 1, a coffeemachine 1, a countertop 3, a countertop 2, a countertop 1, a drawer 3, a drawer 2, a drawer 1, a fridge 1, a garbagecan 1, a microwave 1, a shelf 3, a shelf 2, a shelf 1, a sinkbasin 1, a stoveburner 4, a stoveburner 3, a stoveburner 2, a stoveburner 1, and a toaster 1. Your task is to: put a clean bowl in cabinet.

Reflexion's trajectory: In this task, the Reflexion agent is tasked with finding a bowl, cleaning it, and placing it in a cabinet. Its initial plan is similar to that of MUSE: "find and take a bowl, clean it in the sinkbasin, then put it in the cabinet." However, Reflexion begins to struggle after locating the bowl. The agent fails to recognize that it already possesses the bowl and redundantly tries to "find" and "take" it again. Specifically, the agent makes the action decision "think: Now I find a bowl (1). Next, I need to take it," despite already holding the bowl. This error leads to a cycle of low-competence actions, ultimately resulting in the episode's failure.

Conclusion: The trajectory concludes with the agent stuck in a repetitive loop, unable to adapt its strategy or correct its mistake. The failure stems from a lack of competence awareness in evaluating past actions, preventing the agent from adjusting its approach.

>action: think: To solve the task, I need to find and take a bowl, then clean it with sinkbasin, then put it in cabinet.

observation: OK.

>action: think: First I need to find a bowl. A bowl is more likely to appear in cabinet (1-6), countertop (1-3), sinkbasin (1), stoveburner (1-4), fridge (1). I can check one by one, starting with cabinet 1.

observation: OK.

>action: go to cabinet 1

observation: On the cabinet 1, you see a bowl 1.

>action: take bowl 1 from cabinet 1

observation: You pick up the bowl 1 from the cabinet 1.

>action: think: Now I find a bowl (1). Next, I need to take it.

observation: OK.

>action: take bowl 1 from cabinet 1

observation: Nothing happens.

>action: think: I need to go to countertop 1

observation: OK.

>action: go to countertop 1

observation: On the countertop 1, you see a creditcard 1, a egg 3, and a glassbottle 1.

>action: think: Now I find a bowl (3). Next, I need to go to countertop 3 and find it.

observation: OK.

>action: go to countertop 3

observation: On the countertop 3, you see a bread 3, a cellphone 1, a glassbottle 3, a houseplant 1, a knife 3, a knife 2, a potato 3, a spatula 2, a spatula 1, a spoon 1, a statue 2, and a tomato 1.

>action: take bowl 3 from countertop 3

observation: Nothing happens.

>action: think: I can't find bowl 3 in countertop 3. Maybe it's in drawer (1-3).

observation: OK.

>action: go to drawer 3

observation: The drawer 3 is closed.

>action: open drawer 3

observation: You open the drawer 3. The drawer 3 is open. In it, you see a fork 2, and a saltshaker 2.

>action: think: Now I find a bowl (3). Next, I need to take it.

observation: OK.

>action: take bowl 3 from drawer 3

observation: Nothing happens.

>action: think: I can't find a bowl (3) in drawer (3). Maybe it's in countertop (1-3) or cabinet (1-6).

observation: OK.

>action: go to countertop 1

observation: On the countertop 1, you see a creditcard 1, a egg 3, and a glassbottle 1.

>action: take bowl 3 from countertop 1

observation: Nothing happens.

>action: think: I can't find a bowl (3) in countertop (1-3). Maybe it's in drawer (1-3).

observation: OK.

>action: go to drawer 2

observation: The drawer 2 is closed.

>action: open drawer 2

observation: You open the drawer 2. The drawer 2 is open. In it, you see a fork 1.

>action: take bowl 3 from drawer 2

observation: Nothing happens.

>action: think: I can't find a bowl (3) in drawer (2). Maybe it's in countertop (1-3) or cabinet (1-6).

observation: OK.

>action: go to countertop 1

observation: On the countertop 1, you see a creditcard 1, a egg 3, and a glassbottle 1.

>action: take bowl 3 from countertop 1

observation: Nothing happens.

>action: think: I can't find a bowl (3) in countertop (1-3). Maybe it's in cabinet (1-6).

observation: OK.

>action: go to cabinet 1

observation: On the cabinet 1, you see nothing.

>action: go to cabinet 2

observation: The cabinet 2 is closed.

>action: open cabinet 2

observation: You open the cabinet 2. The cabinet 2 is open. In it, you see a vase 1.

>action: go to cabinet 3

observation: On the cabinet 3, you see a plate 1.

>action: take bowl 3 from cabinet 3

observation: Nothing happens.

>action: think: I can't find a bowl (3) in cabinet (3-1). Maybe it's in countertop (1-3) or drawer (1-3).

observation: OK.

>action: go to countertop 1

observation: On the countertop 1, you see a creditcard 1, a egg 3, and a glassbottle 1.

>action: take bowl 3 from countertop 1

observation: Nothing happens.

>action: think: I can't find a bowl (3) in countertop (1-3). Maybe it's in drawer (1-3).

observation: OK.

>action: go to drawer 1

observation: The drawer 1 is closed.

>action: open drawer 1

observation: You open the drawer 1. The drawer 1 is open. In it, you see a peppershaker 1, and a saltshaker 1.

>action: think: Now I find a bowl (3). It's a potato 1.

observation: OK.

>action: take potato 1 from drawer 1

observation: Nothing happens.

>action: think: I can't find a bowl (3) in drawer (1). Maybe it's in countertop (1-3) or cabinet (1-13).

observation: OK.

>action: go to countertop 1

observation: On the countertop 1, you see a creditcard 1, a egg 3, and a glassbottle 1.

>action: think: Now I find a bowl (3). It's a potato 1.

observation: OK.

>action: think: Now I find a bowl (3). It's a potato 1. Next, I need to take it.

observation: OK.

>action: take potato 1 from countertop 1

observation: Nothing happens.

>action: think: I can't take a bowl (3) from countertop (1-3). Maybe it's in cabinet (1-13).

observation: OK.

>action: go to cabinet 1

observation: On the cabinet 1, you see nothing.

>action: go to cabinet 2

observation: The cabinet 2 is open. In it, you see a vase 1.

>action: take bowl 3 from cabinet 2

observation: Nothing happens.

MUSE's trajectory: MUSE begins with an initial plan similar to Reflexion: "find and take a bowl, clean it in the sinkbasin, and then put it in the cabinet." However, the key difference lies in MUSE's ability to evaluate each action and select the one with the highest probability of task success. Leveraging its Self-Awareness Model, MUSE ensures that each action leads to a state of higher competence, enabling smooth progression toward task completion. For example, after picking up the bowl from cabinet 1, MUSE correctly identifies the next logical step: "think: Now I take a bowl (1). Next, I need to go to sinkbasin (1) and clean it." In contrast, Reflexion redundantly tries to find and take a bowl again, despite already having one, leading to a faulty sequence of actions and an unrecoverable state: "think: Now I find a bowl (1). Next, I need to take it."

Conclusion: MUSE successfully solves the task by using smart exploration and continual competence awareness. It demonstrates effective problem-solving by adapting its strategy to avoid future mistakes, avoiding states of low competence from which it cannot recover.

>action selected: think: To solve the task, I need to find and take a bowl, then clean it with sinkbasin, then put it in cabinet.

observation: OK.

>action selected: think: First I need to find a bowl. A bowl is more likely to appear in cabinet (1-6), countertop (1-3), sinkbasin (1), or garbagecan (1). I can check one by one, starting with cabinet 1.

observation: OK.

>action selected: go to cabinet 1

observation: On the cabinet 1, you see a bowl 1.

>action selected: take bowl 1 from cabinet 1

observation: You pick up the bowl 1 from the cabinet 1.

>action selected: think: Now I take a bowl (1). Next, I need to go to sinkbasin (1) and clean it.

observation: OK.

>action selected: go to sinkbasin 1

observation: On the sinkbasin 1, you see nothing.

>action selected: clean bowl 1 with sinkbasin 1

observation: You clean the bowl 1 using the sinkbasin 1.

>action selected: think: Now I clean a bowl (1). Next, I need to put it in/on cabinet 1.

observation: OK.

>action selected: go to cabinet 1

observation: On the cabinet 1, you see nothing.

>action selected: put bowl 1 in/on cabinet 1

observation: You put the bowl 1 in/on the cabinet 1.

Detailed trajectory of the MUSE agent, which highlights the benefits of competence awareness in strategic planning and action selection

>action selected: think: To solve the task, I need to find and take a bowl, then clean it with sinkbasin, then put it in cabinet.

observation: OK.

>action selected: think: First I need to find a bowl. A bowl is more likely to appear in cabinet (1-6), countertop (1-3), sinkbasin (1), or garbagecan (1). I can check one by one, starting with cabinet 1.

observation: OK.

Imagine Trajectory 0: go to cabinet 1.The cabinet 1 is closed..> open cabinet 1.You open the cabinet 1. The cabinet 1 is open. In it, you see a glassbottle 1..> go to cabinet 2.The cabinet 2 is closed..> open cabinet 2.You open the cabinet 2

Imagine Trajectory 1: go to cabinet 1.The cabinet 1 is closed..> open cabinet 1.You open the cabinet 1. The cabinet 1 is open. In it, you see a saltshaker 1..> go to cabinet 2.The cabinet 2 is closed..> open cabinet 2.You open the cabinet 2.

Imagine Trajectory 2: go to cabinet 1.The cabinet 1 is closed..> open cabinet 1.You open the cabinet 1. The cabinet 1 is open. In it, you see a bowl 2..> go to cabinet 2.The cabinet 2 is closed..> open cabinet 2.You open the cabinet 2.

Imagine Trajectory Score0 : 0.6981

Imagine Trajectory Score1 : 0.6585

Imagine Trajectory Score2 : 0.6284

>action selected: go to cabinet 1

observation: On the cabinet 1, you see a bowl 1.

Imagine Trajectory 0: take bowl 1 from cabinet 1.You pick up the bowl 1 from the cabinet 1..> think: Now I find a bowl (1). Next, I need to take it..OK..> take bowl 1 from cabinet 1.You pick up the bowl 1 from the cabinet 1.

Imagine Trajectory 1: take bowl 1 from cabinet 1.You pick up the bowl 1 from the cabinet 1..> think: Now I take

a bowl (1). Next, I need to go to sinkbasin 1 and clean it..OK..> go to sinkbasin 1.On the sinkbasin 1, you see nothing.

Imagine Trajectory 2: take bowl 1 from cabinet 1.You pick up the bowl 1 from the cabinet 1..> think: Now I take a bowl (1). Next, I need to go to sinkbasin 1 and clean it..OK..> go to sinkbasin 1.On the sinkbasin 1, you see nothing.

Imagine Trajectory Score0 : 0.6284

Imagine Trajectory Score1 : 0.8689

Imagine Trajectory Score2 : 0.6417

>action selected: take bowl 1 from cabinet 1

observation: You pick up the bowl 1 from the cabinet 1.

Imagine Trajectory 0: think: Now I find a bowl (1). Next, I need to take it..OK..> take bowl 1 from cabinet 1.You pick up the bowl 1 from the cabinet 1..> think: Now I take a bowl (1). Next, I need to go to sinkbasin (1) and clean it..

Imagine Trajectory 1: think: Now I take a bowl (1). Next, I need to go to sinkbasin (1) and clean it..OK..> go to sinkbasin 1.On the sinkbasin 1, you see nothing..> clean bowl 1 with sinkbasin 1.You clean the bowl 1 using the sinkbasin

Imagine Trajectory 2: think: Now I find a bowl (1). Next, I need to take it..OK..> take bowl 1 from cabinet 1.Nothing happens..> think: I need to wait a while before I can find a bowl (1)..OK..> go to countertop 2.On the countertop 2, you

Imagine Trajectory Score0 : 0.1265

Imagine Trajectory Score1 : 0.7831

Imagine Trajectory Score2 : 0.0126

>action selected: think: Now I take a bowl (1). Next, I need to go to sinkbasin (1) and clean it.

observation: OK.

Imagine Trajectory 0: go to sinkbasin 1.On the sinkbasin 1, you see nothing..> clean bowl 1 with sinkbasin 1.You clean the bowl 1 using the sinkbasin 1..> think: Now I clean the bowl 1 with sinkbasin 1. Next, I need to put it in/on

Imagine Trajectory 1: go to sinkbasin 1.On the sinkbasin 1, you see nothing..> clean bowl 1 with sinkbasin 1.You clean the bowl 1 using the sinkbasin 1..> think: Now I clean a bowl (1). Next, I need to put it in/on cabinet 1..OK

Imagine Trajectory 2: go to sinkbasin 1.On the sinkbasin 1, you see nothing..> clean bowl 1 with sinkbasin 1.You clean the bowl 1 using the sinkbasin 1..> think: Now I clean the bowl 1 with sinkbasin 1. Next, I need to put it in/on

Imagine Trajectory Score0 : 0.6139

Imagine Trajectory Score1 : 0.8206

Imagine Trajectory Score2 : 0.5012

>action selected: go to sinkbasin 1

observation: On the sinkbasin 1, you see nothing.

Imagine Trajectory 0: clean bowl 1 with sinkbasin 1.You clean the bowl 1 using the sinkbasin 1..> think: Now I clean the bowl 1 with sinkbasin 1. Next, I need to put it in/on cabinet 1..OK..> go to cabinet 1.The cabinet 1 is closed.

Imagine Trajectory 1: clean bowl 1 with sinkbasin 1.You clean the bowl 1 using the sinkbasin 1..> think: Now I clean a bowl (1). Next, I need to put it in/on cabinet (1-6)..OK..> go to cabinet 6.The cabinet 6 is closed..> open cabinet

Imagine Trajectory 2: clean bowl 1 with sinkbasin 1.You clean the bowl 1 using the sinkbasin 1..> think: Now I clean a bowl (1). Next, I need to put it in/on cabinet 1..OK..> go to cabinet 1.The cabinet 1 is closed..> open cabinet 1

Imagine Trajectory Score0 : 0.7847

Imagine Trajectory Score1 : 0.5952

Imagine Trajectory Score2 : 0.7003

>action selected: clean bowl 1 with sinkbasin 1

observation: You clean the bowl 1 using the sinkbasin 1.

Imagine Trajectory 0: think: Now I clean a bowl (1). Next, I need to put it in/on cabinet 1..OK..> go to cabinet 1.The cabinet 1 is closed..> open cabinet 1.You open the cabinet 1. The cabinet 1 is open. In it, you see a dish sponge 1

Imagine Trajectory 1: think: Now I clean a bowl (1). Next, I need to put it in/on cabinet 1..OK..> go to cabinet 1.The cabinet 1 is closed..> open cabinet 1.You open the cabinet 1. The cabinet 1 is open. In it, you see a bowl 1..>

Imagine Trajectory 2: think: Now I clean the bowl 1 with sinkbasin 1. Next, I need to put it in/on cabinet

1..OK..> go to cabinet 1.The cabinet 1 is closed..> open cabinet 1.You open the cabinet 1. The cabinet 1 is open.
In it, you see a
Imagine Trajectory Score0 : 0.7106
Imagine Trajectory Score1 : 0.8489
Imagine Trajectory Score2 : 0.8093
>action selected: think: Now I clean a bowl (1). Next, I need to put it in/on cabinet 1.
observation: OK.
Imagine Trajectory 0: go to cabinet 1.The cabinet 1 is closed..> open cabinet 1.You open the cabinet 1. The cabinet 1 is open. In it, you see a bowl 1..> put bowl 1 in/on cabinet 1.You put the bowl 1 in/on the cabinet 1..You are in
Imagine Trajectory 1: go to cabinet 1.The cabinet 1 is closed..> open cabinet 1.You open the cabinet 1. The cabinet 1 is open. In it, you see a bowl 1..> think: Now I find a bowl (1). Next, I need to take it..OK..> take bowl 1 from cabinet 1
Imagine Trajectory 2: go to cabinet 1.On the cabinet 1, you see a bowl 1..> put bowl 1 in/on cabinet 1.You put the bowl 1 in/on the cabinet 1..Make sure you put items “in/on” instead of “in”. Make sure you interact with and refer to items by name and number
Imagine Trajectory Score0 : 0.7794
Imagine Trajectory Score1 : 0.7131
Imagine Trajectory Score2 : 0.5139
>action selected: go to cabinet 1
observation: On the cabinet 1, you see nothing.
Imagine Trajectory 0: put bowl 1 in/on cabinet 1.You put the bowl 1 in cabinet 1..> think: Now I put bowl 1 in cabinet 1..OK..> go to cabinet 1.The cabinet 1 is closed..> open cabinet 1
Imagine Trajectory 1: open cabinet 1.You open the cabinet 1. The cabinet 1 is open. In it, you see a bowl 1..> take bowl 1 from cabinet 1.You pick up the bowl 1 from the cabinet 1..> think: Now I find a bowl (1). Next, I need to clean it with sinkbasin 1
Imagine Trajectory 2: put bowl 1 in/on cabinet 1.Nothing happens..> think: I need to wait a few seconds before putting it in cabinet..OK..> think: Now I put bowl 1 in/on cabinet 1..OK..> go to cabinet 1.The cabinet 1 is closed..> open cabinet 1
Imagine Trajectory Score0 : 0.8193
Imagine Trajectory Score1 : 0.0106
Imagine Trajectory Score2 : 0.6214
>action selected: put bowl 1 in/on cabinet 1
observation: You put the bowl 1 in/on the cabinet 1.

References

- Akari Asai, Zeqiu Wu, Yizhong Wang, Avirup Sil, and Hannaneh Hajishirzi. Self-RAG: Learning to retrieve, generate, and critique through self-reflection. *arXiv preprint arXiv:2310.11511*, 2023.
- Ian Begg, Susanna Duft, Paul Lalonde, Richard Melnick, and Josephine Sanvito. Memory predictions are based on ease of processing. *Journal of Memory and Language*, 28(5):610–632, 1989.
- Anthony Brohan, Noah Brown, Justice Carbajal, Yevgen Chebotar, Xi Chen, Krzysztof Choromanski, Tianli Ding, Danny Driess, Avinava Dubey, Chelsea Finn, Pete Florence, Chuyuan Fu, Montse Gonzalez Arenas, Keerthana Gopalakrishnan, Kehang Han, Karol Hausman, Alexander Herzog, Jasmine Hsu, Brian Ichter, Alex Irpan, Nikhil Joshi, Ryan Julian, Dmitry Kalashnikov, Yuheng Kuang, Isabel Leal, Lisa Lee, Tsang-Wei Edward Lee, Sergey Levine, Yao Lu, Henryk Michalewski, Igor Mordatch, Karl Pertsch, Kanishka Rao, Krista Reymann, Michael Ryoo, Grecia Salazar, Pannag Sanketi, Pierre Sermanet, Jaspier Singh, Anikait Singh, Radu Soricut, Huong Tran, Vincent Vanhoucke, Quan Vuong, Ayzaan Wahid, Stefan Welker, Paul Wohlhart, Jialin Wu, Fei Xia, Ted Xiao, Peng Xu, Sichun Xu, Tianhe Yu, and Brianna Zitkovich. RT-2: Vision-language-action models transfer web knowledge to robotic control. *arXiv preprint arXiv:2307.15818*, 2023.
- Tom Brown, Benjamin Mann, Nick Ryder, Melanie Subbiah, Jared D Kaplan, Prafulla Dhariwal, Arvind Neelakantan, Pranav Shyam, Girish Sastry, Amanda Askell, et al. Language models are few-shot learners. *Advances in Neural Information Processing Systems*, 33:1877–1901, 2020.
- Athanasia Chatzipanteli, Vasilis Grammatikopoulos, and Athanasios Gregoriadis. Development and evaluation of metacognition in early childhood education. *Early Child Development and Care*, 184(8):1223–1232, 2014.
- Patricia Chen, Omar Chavez, Desmond C Ong, and Brenda Gunderson. Strategic resource use for learning: A self-administered intervention that guides self-reflection on effective resource use enhances academic performance. *Psychological Science*, 28(6):774–785, 2017.
- Wenhu Chen, Xueguang Ma, Xinyi Wang, and William W Cohen. Program of thoughts prompting: Disentangling computation from reasoning for numerical reasoning tasks. *arXiv preprint arXiv:2211.12588*, 2022.
- Marisa Cohen. The importance of self-regulation for college student learning. *College Student Journal*, 46(4):892–902, 2012.
- Open X-Embodiment Collaboration, Abby O’Neill, Abdul Rehman, Abhinav Gupta, et al. Open X-embodiment: Robotic learning datasets and RT-X models. *arXiv preprint arXiv:2310.08864*, 2023.
- John Dunlosky and Robert A Bjork. *Handbook of Metamemory and Memory*. Psychology Press, 2013.
- John Dunlosky and Janet Metcalfe. *Metacognition*. Sage Publications, 2008.
- David Dunning. The Dunning–Kruger effect: On being ignorant of one’s own ignorance. *Advances in Experimental Social Psychology*, 44:247–296, 2011.
- John Flavell. Metacognition and cognitive monitoring: A new area of cognitive–developmental inquiry. *American Psychologist*, 34(10):906, 1979.
- Zhibin Gou, Zhihong Shao, Yeyun Gong, Yelong Shen, Yujiu Yang, Nan Duan, and Weizhu Chen. Critic: Large language models can self-correct with tool-interactive critiquing. *arXiv preprint arXiv:2305.11738*, 2023.
- Stephen Grossberg. How does a brain build a cognitive code? *Psychological Review*, 87:1–51, 1980.
- David Ha and Jürgen Schmidhuber. World Models. *arXiv preprint arXiv:1803.10122*, 2018.
- Danijar Hafner, Jurgis Pasukonis, Jimmy Ba, and Timothy Lillicrap. Mastering diverse domains through World Models. *arXiv preprint arXiv:2301.04104*, 2023.

- Nicklas Hansen, Yixin Lin, Hao Su, Xiaolong Wang, Vikash Kumar, and Aravind Rajeswaran. Modem: Accelerating visual model-based reinforcement learning with demonstrations. *arXiv preprint arXiv:2212.05698*, 2022.
- Nicklas Hansen, Hao Su, and Xiaolong Wang. TD-MPC2: Scalable, robust world models for continuous control. *arXiv preprint arXiv:2310.16828*, 2023.
- Edward J Hu, Yelong Shen, Phillip Wallis, Zeyuan Allen-Zhu, Yuanzhi Li, Shean Wang, Lu Wang, and Weizhu Chen. LoRA: Low-rank adaptation of large language models. *arXiv preprint arXiv:2106.09685*, 2021.
- Xinyu Hu, Pengfei Tang, Simiao Zuo, Zihan Wang, Bowen Song, Qiang Lou, Jian Jiao, and Denis Charles. Evoke: Evoking critical thinking abilities in LLMs via reviewer-author prompt editing. *arXiv preprint arXiv:2310.13855*, 2023.
- Jie Huang, Xinyun Chen, Swaroop Mishra, Huaixiu Steven Zheng, Adams Wei Yu, Xinying Song, and Denny Zhou. Large language models cannot self-correct reasoning yet. *arXiv preprint arXiv:2310.01798*, 2023.
- Randy Isaacson and Frank Fujita. Metacognitive knowledge monitoring and self-regulated learning. *Journal of the Scholarship of Teaching and Learning*, pages 39–55, 2006.
- Albert Q Jiang, Alexandre Sablayrolles, Arthur Mensch, Chris Bamford, Devendra Singh Chaplot, Diego de las Casas, Florian Bressand, Gianna Lengyel, Guillaume Lample, Lucile Saulnier, et al. Mistral 7B. *arXiv preprint arXiv:2310.06825*, 2023.
- Nicholas A Ketz and Praveen K Pilly. Concept-modulated model-based offline reinforcement learning for rapid generalization. *arXiv preprint arXiv:2209.03207*, 2022.
- Soheil Kolouri, Nicholas Ketz, Andrea Soltoggio, and Praveen Pilly. Sliced Cramer synaptic consolidation for preserving deeply learned representations. *International Conference on Learning Representations*, 2020.
- Asher Koriat. How do we know that we know? The accessibility model of the feeling of knowing. *Psychological Review*, 100(4):609, 1993.
- Asher Koriat. Dissociating knowing and the feeling of knowing: Further evidence for the accessibility model. *Journal of Experimental Psychology: General*, 124(3):311, 1995.
- Asher Koriat. Monitoring one’s own knowledge during study: A cue-utilization approach to judgments of learning. *Journal of Experimental Psychology: General*, 126(4):349, 1997.
- Anurag Koul, Varun V. Kumar, Alan Fern, and Somdeb Majumdar. Dream and search to control: Latent space planning for continuous control. *arXiv preprint arXiv:2010.09832*, 2020.
- Justin Kruger and David Dunning. Unskilled and unaware of it: How difficulties in recognizing one’s own incompetence lead to inflated self-assessments. *Journal of Personality and Social Psychology*, 77(6):1121, 1999.
- Dhiresha Kudithipudi, Mario Aguilar-Simon, Jonathan Babb, et al. Biological underpinnings for lifelong learning machines. *Nature Machine Intelligence*, 4(3):196–210, 2023.
- R Jacob Leonesio and Thomas O Nelson. Do different metamemory judgments tap the same underlying aspects of memory? *Journal of Experimental Psychology: Learning, Memory, and Cognition*, 16(3):464, 1990.
- Aman Madaan, Niket Tandon, Prakhar Gupta, Skyler Hallinan, Luyu Gao, Sarah Wiegrefe, Uri Alon, Nouha Dziri, Shrimai Prabhumoye, Yiming Yang, et al. Self-Refine: Iterative refinement with self-feedback. *arXiv preprint arXiv:2303.17651*, 2023.
- Zhao Mandi, Homanga Bharadhwaj, Vincent Moens, Shuran Song, Aravind Rajeswaran, and Vikash Kumar. CACTI: A framework for scalable multi-task multi-scene visual imitation learning. *arXiv preprint arXiv:2212.05711*, 2023.

- Sachin Mehta, Mohammad Hossein Sekhavat, Qingqing Cao, Maxwell Horton, Yanzi Jin, Chenfan Sun, Iman Mirzadeh, Mahyar Najibi, Dmitry Belenko, Peter Zatloukal, et al. OpenELM: An efficient language model family with open-source training and inference framework. *arXiv preprint arXiv:2404.14619*, 2024.
- Janet Metcalfe, Bennett L Schwartz, and Scott G Joaquim. The cue-familiarity heuristic in metacognition. *Journal of Experimental Psychology: Learning, Memory, and Cognition*, 19(4):851, 1993.
- Vincent Micheli, Eloi Alonso, and François Fleuret. Transformers are sample-efficient World Models. *arXiv preprint arXiv:2209.00588*, 2023.
- Kentaro Miyamoto, Takahiro Osada, Rieko Setsue, Masaki Takeda, Keita Tamura, Yusuke Adachi, and Yasushi Miyashita. Causal neural network of metamemory for retrospection in primates. *Science*, 355(6321):188–193, 2017.
- Subhabrata Mukherjee, Arindam Mitra, Ganesh Jawahar, Sahaj Agarwal, Hamid Palangi, and Ahmed Awadallah. Orca: Progressive learning from complex explanation traces of GPT-4. *arXiv preprint arXiv:2306.02707*, 2023.
- Thomas O Nelson and Louis Narens. *Metamemory: A theoretical framework and new findings*. Academic Press, 1990.
- Open-Orca. Mistral-7B-OpenOrca. <https://huggingface.co/Open-Orca/Mistral-7B-OpenOrca>, 2024.
- Debjit Paul, Mete Ismayilzada, Maxime Peyrard, Beatriz Borges, Antoine Bosselut, Robert West, and Boi Faltings. Refiner: Reasoning feedback on intermediate representations. *arXiv preprint arXiv:2304.01904*, 2023.
- Alec Radford, Jeffrey Wu, Rewon Child, David Luan, Dario Amodei, Ilya Sutskever, et al. Language models are unsupervised multitask learners. *OpenAI blog*, 1(8):9, 2019.
- Rafael Rafailov, Archit Sharma, Eric Mitchell, Christopher D. Manning, Stefano Ermon, and Chelsea Finn. Direct Preference Optimization: Your language model is secretly a reward model. *Advances in Neural Information Processing Systems*, 36, 2024.
- Jan Robine, Marc Höftmann, Tobias Uelwer, and Stefan Harmeling. Transformer-based World Models are happy with 100K interactions. *arXiv preprint arXiv:2303.07109*, 2023.
- Mohammad Rostami, Soheil Kolouri, and Praveen Pilly. Complementary learning for overcoming catastrophic forgetting using experience replay. *arXiv preprint arXiv:1903.04566*, 2019.
- Gregory Schraw. Promoting general metacognitive awareness. *Instructional Science*, 26:113–125, 1998.
- SentenceTransformers. all-MiniLM-L6-v2. <https://huggingface.co/sentence-transformers/all-MiniLM-L6-v2>, 2024.
- Noah Shinn, Federico Cassano, Ashwin Gopinath, Karthik Narasimhan, and Shunyu Yao. Reflexion: Language agents with verbal reinforcement learning. *Advances in Neural Information Processing Systems*, 36:8634–8652, 2023.
- Mohit Shridhar, Xingdi Yuan, Marc-Alexandre Côté, Yonatan Bisk, Adam Trischler, and Matthew Hausknecht. ALFWorld: Aligning text and embodied environments for interactive learning. *arXiv preprint arXiv:2010.03768*, 2020.
- David Silver, Aja Huang, Chris J Maddison, Arthur Guez, Laurent Sifre, George Van Den Driessche, Julian Schrittwieser, Ioannis Antonoglou, Veda Panneershelvam, Marc Lanctot, et al. Mastering the game of Go with deep neural networks and tree search. *Nature*, 529(7587):484–489, 2016.
- Richard S. Sutton. Dyna, an integrated architecture for learning, planning, and reacting. *SIGART Bulletin*, 2(4):160–163, 1991.

- Adaptive Agent Team, Jakob Bauer, Kate Baumli, Satinder Baveja, Feryal Behbahani, Avishkar Bhoopchand, Nathalie Bradley-Schmieg, Michael Chang, Natalie Clay, Adrian Collister, Vibhavari Dasagi, Lucy Gonzalez, Karol Gregor, Edward Hughes, Sheleem Kashem, Maria Loks-Thompson, Hannah Openshaw, Jack Parker-Holder, Shreya Pathak, Nicolas Perez-Nieves, Nemanja Rakicevic, Tim Rocktäschel, Yannick Schroecker, Jakub Sygnowski, Karl Tuyls, Sarah York, Alexander Zacherl, and Lei Zhang. Human-timescale adaptation in an open-ended task space. *arXiv preprint arXiv:2301.07608*, 2023.
- Open Ended Learning Team, Adam Stooke, Anuj Mahajan, Catarina Barros, Charlie Deck, Jakob Bauer, Jakub Sygnowski, Maja Trebacz, Max Jaderberg, Michael Mathieu, Nat McAleese, Nathalie Bradley-Schmieg, Nathaniel Wong, Nicolas Porcel, Roberta Raileanu, Steph Hughes-Fitt, Valentin Dalibard, and Wojciech Marian Czarnecki. Open-ended learning leads to generally capable agents. *arXiv preprint arXiv:2107.12808*, 2021.
- Haoxiang Wang, Han Zhao, and Bo Li. Bridging multi-task learning and meta-learning: Towards efficient training and effective adaptation. *International Conference on Machine Learning*, pages 10991–11002, 2021.
- Xuezhi Wang, Jason Wei, Dale Schuurmans, Quoc Le, Ed Chi, Sharan Narang, Aakanksha Chowdhery, and Denny Zhou. Self-consistency improves chain of thought reasoning in language models. *arXiv preprint arXiv:2203.11171*, 2022.
- Jason Wei, Xuezhi Wang, Dale Schuurmans, Maarten Bosma, Ed Chi, Quoc Le, and Denny Zhou. Chain-of-thought prompting elicits reasoning in large language models. *arXiv preprint arXiv:2201.11903*, 2022.
- Yuxi Xie, Kenji Kawaguchi, Yiran Zhao, Xu Zhao, Min-Yen Kan, Junxian He, and Qizhe Xie. Decomposition enhances reasoning via self-evaluation guided decoding. *arXiv preprint arXiv:2305.00633*, 2023.
- Shunyu Yao, Jeffrey Zhao, Dian Yu, Nan Du, Izhak Shafran, Karthik Narasimhan, and Yuan Cao. ReAct: Synergizing reasoning and acting in language models. *arXiv preprint arXiv:2210.03629*, 2022.
- Shunyu Yao, Dian Yu, Jeffrey Zhao, Izhak Shafran, Tom Griffiths, Yuan Cao, and Karthik Narasimhan. Tree of thoughts: Deliberate problem solving with large language models. *Advances in Neural Information Processing Systems*, 36, 2024.
- Andria Young and Jane D Fry. Metacognitive awareness and academic achievement in college students. *Journal of the Scholarship of Teaching and Learning*, 8(2):1–10, 2008.
- Tianhe Yu, Deirdre Quillen, Zhanpeng He, Ryan Julian, Karol Hausman, Chelsea Finn, and Sergey Levine. Meta-World: A benchmark and evaluation for multi-task and meta reinforcement learning. *Conference on Robot Learning*, pages 1094–1100, 2020.
- Denny Zhou, Nathanael Schärli, Le Hou, Jason Wei, Nathan Scales, Xuezhi Wang, Dale Schuurmans, Olivier Bousquet, Quoc Le, and Ed Chi. Least-to-most prompting enables complex reasoning in large language models. *arXiv preprint arXiv:2205.10625*, 2022.