

Baryogenesis from a Majorana Fermion Coupled to Quarks

Shrihari Gopalakrishna^{a,b*}, Rakesh Tibrewala^{c†}

^a Institute of Mathematical Sciences (IMSc), Chennai 600113, India.

^b Homi Bhabha National Institute (HBNI), Anushaktinagar, Mumbai 400094, India.

^c The LNM Institute of Information Technology (LNMIIT), Jaipur 302031, India.

November 21, 2024

Abstract

In the theory with a Majorana fermion (\mathcal{X}) coupled to quark-like fermions (Q) via a dimension-six four-fermion vector-vector interaction, we have computed in an earlier work the baryon asymmetry generated in the decay and scattering processes of the \mathcal{X} with Q . In this work we consider such processes in the expanding early Universe, set up the Boltzmann equations governing the \mathcal{X} and net baryon number densities, and numerically solve them in example benchmark points, taking the thermally averaged decay and scattering rates and their temperature dependence from the earlier study. We find that starting from a baryon symmetric Universe at early time, the presently observed baryon asymmetry of the Universe (BAU) can be explained in this theory over a wide range of mass scales, $M_{\mathcal{X}} \in (10^4, 10^{16})$ GeV for appropriately chosen couplings. We find that scattering processes play a crucial role in generating the baryon asymmetry in this theory. We present our results in a general manner that should be useful not just in our theory, but also in other related theories that share the essential ingredients. Our results should help guide promising ways to probe such new physics in terrestrial experiments.

1 Introduction

Observationally, it is apparent that we live in a Universe in which there is more matter than antimatter at the present epoch, the so-called baryon asymmetry of the Universe (BAU). If the Big-Bang produced matter and antimatter in equal amounts, from a particle physics perspective, how at late time the BAU emerges remains an open question. For the asymmetry to develop, the three Sakharov conditions [1] must be satisfied in any candidate theory, namely, C and CP violation, baryon number B violation, and departure from thermal equilibrium. Although the standard model (SM) of particle physics has these necessary ingredients for producing an asymmetry, it is commonly believed that it falls short in explaining the observed BAU by many orders of magnitude. Various theories beyond the standard model (BSM) have been put forth to explain the observed BAU (for reviews, see for example Refs. [2, 3]).

In Ref. [4] we put forward one such proposal containing a Majorana fermion pair with indefinite baryon number coupled to quark-like fermions, and showed that the three Sakharov conditions can be satisfied in the theory, enabling the generation of the BAU. The theory extends the SM with a new electromagnetic (EM) charge neutral Dirac fermion χ which couples to an up-type color-triplet quark-like fermion U with EM charge $+2/3$, and to two color-triplet down-type quark-like fermions

*shri@imsc.res.in

†rtibs@lnmiit.ac.in

D with EM charge $-1/3$, via a dimension-six four-fermion vector-vector (VV) effective operator $(1/2\Lambda^2)[\overline{D}_b^c \gamma^\mu D_a] [\bar{\chi} \gamma_\mu (g_L P_L + g_R P_R) U_c] \epsilon^{abc}$, where Λ is the cut-off scale, the subscripts a, b, c on the fields are the color indices, and D^c is the charge conjugate field. With the usual SM quark-like baryon number (B) assignments of $B(U) = B(D) = +1/3$, this interaction assigns $B(\chi) = +1$. For the χ , in addition to the Dirac mass M_χ , we introduce Majorana masses that break baryon number, and splits the Dirac fermion into two Majorana fermions \mathcal{X}_n for $n = 1, 2$, having masses M_n , and indefinite baryon number. In the mass basis, the VV interaction is

$$\mathcal{L}_{\text{int}}^{\text{VV}} = \frac{\epsilon^{abc}}{2\Lambda^2} [\overline{D}_b^c \gamma^\mu D_a] [\bar{\mathcal{X}}_n G_{V\mu}^n U_c] + h.c. , \quad (1)$$

where the Lorentz structure of the coupling G_V , in terms of $g_{L,R}$ and the elements of the unitary matrix that diagonalizes the mass matrix, are detailed in Ref. [4].

In Ref. [5] we identify processes for which the decay or scattering rate is different for the process and conjugate process carrying opposite B , compute the rate difference, and show its dependence on the couplings, phases, and masses in the theory in the pseudo-Dirac limit $(M_n - M_\chi)/M_\chi \ll 1$. Two classes of loop contributions are identified there, namely, the single-operator and the multiple-operator contributions, that yield a rate difference between process and conjugate process, which is computed for sample parameter space points – benchmark points A and B (BP-A and BP-B respectively). In our study here, we import from there the thermally averaged decay and scattering rates, keep their temperature dependence, but make the following simplifying assumptions. It is seen there that the rate difference is largely generated in the decay and scattering of the \mathcal{X}_2 , and we therefore keep only this state in our analysis here, denoting it simply as \mathcal{X} with mass M . Furthermore, we do not wish to repeat here how the rates are affected by the coupling structure and phases in G_V as it has already been elucidated in that study, and therefore denote its coupling simply as g , but retain how the decay and scattering rates scale with g and Λ . Keeping track of the distinction between the U, D is also not important for our analysis here, and we denote them collectively as Q with mass M_Q . Thus, we abstract from Ref. [5] the thermally averaged rates for the decay process $\mathcal{X} \rightarrow QQQ$ and scattering process $\mathcal{X}Q^c \rightarrow QQ$, and, $\Delta B = 2$ scattering process $QQQ \rightarrow Q^c Q^c Q^c$, along with their conjugate and inverse processes.

Our study here is focused on setting up and solving the Boltzmann equation for the \mathcal{X} and baryon number densities in the high-temperature expanding Universe, with the above rates appearing as inputs in the collision terms. Starting in a baryon symmetric state and evolving through the epoch when the \mathcal{X} departs from thermal equilibrium, we compute the asymptotic value of the baryon asymmetry, and identify viable parameter regions that result in the observed BAU. Although we are motivated by the above theory, we present our results in a manner that is applicable to other related theories. For a more comprehensive list of references related to our work, we refer the reader to Refs. [4, 5].

The paper is organized as follows: In Sec. 2 we start with some preliminaries. In Sec. 3 we develop the Boltzmann equations governing the \mathcal{X} and baryon number densities in the early Universe. In Appendix A we review thermodynamics applicable in the early Universe, and, in Appendix B we specify the way we handle the case when the \mathcal{X} is not thermalized at any epoch. In Sec. 4 we numerically solve the Boltzmann equations to obtain the BAU in our theory, and present our results. In Appendix C we give a compilation from Ref. [5] of the decay and scattering rates and the functional form for their temperature dependence that are needed above as the collision terms in the Boltzmann equations. In Sec. 5 we briefly discuss a partial wash-out of the generated baryon number from other baryon number violating processes such as the sphalerons. In Sec. 6 we offer our conclusions.

2 Preliminaries

The baryon asymmetry of the Universe (BAU) today can be expressed as the ratio

$$\eta_B \equiv \frac{n_B}{n_\gamma} = \frac{(n_b - n_{\bar{b}})}{n_\gamma}, \text{ or, } Y_B \equiv \frac{(n_b - n_{\bar{b}})}{s}, \quad (2)$$

with n_b ($n_{\bar{b}}$) the number density of baryons (anti-baryons), n_γ is the number density of photons today, s is the entropy density, and Y_B is the baryon number *yield* (see Appendix A for a review of thermodynamics applicable in the expanding early Universe). We can write $\eta_B \approx 6 \times 10^{-10} \times (\Omega_b h^2 / 0.022)$ and taking the CMB observations [6] of $\Omega_b h^2 \approx 0.022$ we have $\eta_B^{\text{obs}} \approx 6 \times 10^{-10}$, which agrees well with the predictions from BBN [7]. The observed BAU can equivalently be written as $Y_B^{(\text{obs})} \approx 0.85 \times 10^{-10}$.

Starting in a baryon-antibaryon symmetric early Universe, i.e. $Y_B(T \gg M_\chi) = 0$, at a temperature much above the electroweak symmetry breaking scale of the order of a TeV, we follow the \mathcal{X}, Q, Q^c number densities, and determine the final baryon number yield $Y_B(T \ll M_\chi)$. Although our analysis is quite general, our focus will be on the model reviewed above, taking into account the rates for the decay process $\mathcal{X} \rightarrow QQQ$ (with final state $B = +1$) and $\mathcal{X} \rightarrow Q^c Q^c Q^c$ (with final state $B = -1$), the scattering process $\mathcal{X} Q^c \rightarrow QQ$ and its conjugate, and, the $\Delta B = \pm 2$ scattering process $QQQ \rightarrow Q^c Q^c Q^c$ and its conjugate.

As the T falls in the expanding Universe, it is the \mathcal{X} that has a chance to deviate from thermal equilibrium first, i.e. to decouple from the thermal plasma, due to its weaker effective coupling, when the \mathcal{X} decay and scattering rates and inverse rates become smaller than the Hubble expansion rate $H(T)$. Over the relevant epoch where the baryon asymmetry gets generated, the EM charged Q is kept in thermal equilibrium by the efficient QED processes, and we have $n_Q = n_Q^{(eq)}$. We expect the \mathcal{X} to eventually decouple for some $x \gtrsim 1$, where $x \equiv M_\chi/T$, since the interaction rates of the \mathcal{X} with Q becomes smaller than H for some large enough x , due to its dependence on n_Q (cf. Sec. 3) with $n_Q = n_Q^{(eq)} \sim e^{-x}$ being exponentially suppressed.¹ Given the C, CP , and B violation in our theory, all three Sakharov conditions are satisfied, and a baryon asymmetry can build up, which we observe at $T \ll M_\chi$ as the BAU. The baryon asymmetry builds up only when the B -violating processes decouple, as otherwise the forward and backward reactions are in thermal equilibrium and will drive the B -number to zero (in other words, in thermal equilibrium, the chemical potential corresponding to baryon number $\mu_B = 0$ in the presence of efficient baryon number violating processes). Although not explicitly spelled out in this work, as discussed in Ref. [4], the Q could mix with the SM quarks and thus could decay to the latter in a baryon number conserving way transferring faithfully the n_B to the SM quarks.

Depending on the parameters, it is possible that \mathcal{X} is never in TE in the relevant x range. In fact, if it is not in thermal equilibrium for $x = 1$, we can infer that it is not so for any $x < 1$ since at best $\langle \Gamma^{(\sigma)} \rangle / M_\chi \sim 1/x$ while $H/M_\chi \sim 1/x^2$. Not having the anchor of being in TE at some high temperature to set $n_\mathcal{X} = n_\mathcal{X}^{(eq)}$ means that the \mathcal{X} abundance becomes dependent on the physics of the UV completion that produced the \mathcal{X} . In this case, no prediction is possible in a model independent way, and whether the correct Y_B is produced has to be directly answered in each specific UV completion. However, if we assume that the \mathcal{X} was produced by some other state in

¹The K defined in Ref. [2], in our notation, is $K \equiv \Gamma/H(M_\chi) = (1/2)\langle \hat{\Gamma}_{\text{eff}} \rangle_i(x=1)$ (cf. p.6). In Ref. [2] the generation of the baryon asymmetry in decays for various K are shown. The leptogenesis framework in Ref. [8] is in the $K < 1$ regime. In our work here, we also have $K < 1$, but in addition to decay, we include scattering processes also, with the latter playing a dominant role in many of our benchmark points.

the UV completion that was in thermal equilibrium, some predictivity can be salvaged. We discuss an example of this kind in a UV completion example in Appendix B, which we give as a proof of principle. To be more general, when the \mathcal{X} is not in TE, we treat $\delta_{\mathcal{X}}(x_b) \equiv n_{\mathcal{X}}(x_b)/n_{\mathcal{X}}^{(0)}(x_b)$ as a free parameter. $\delta_{\mathcal{X}}(x_b) \neq 1$ then encodes that the \mathcal{X} is not in TE, and by how much the $n_{\mathcal{X}}(x_b)$ deviates from $n_{\mathcal{X}}^{(0)}(x_b)$. For various choices of the initial condition $\delta_{\mathcal{X}}(x_b)$, we solve the Boltzmann equations and compute the late-time baryon asymmetry that is generated in our theory.

We turn next to setting up the Boltzmann equations in the expanding early Universe.

3 The Boltzmann Equations

Here we derive the Boltzmann Equation (BE) for the \mathcal{X} number density $n_{\mathcal{X}}$, and for the net baryon number density n_B in the (expanding) early Universe (for a review, see for example, Ref. [2], and Appendix A). In our theory, n_B is given in terms of $n_U - n_{\bar{U}}$ and $n_D - n_{\bar{D}}$, and the BE for these are developed in Refs. [4, 5]. Starting from these BE, and dropping here the distinction between the $Q = \{U, D\}$, where by Q we mean *either* of U or D , we write the BE more simply for $n_{\mathcal{X}}, n_Q, n_{\bar{Q}}$, which is a good approximation in the $(M_U - M_D)/M_{\mathcal{X}} \ll 1$ limit. The BE for n_B is obtained as the difference between the BEs for n_Q and $n_{\bar{Q}}$.

The Q , being electrically charged, are kept in kinetic equilibrium by the efficient QED processes in the entire epoch of relevance to us here. The equilibrium number densities are $n_Q = n_Q^{(0)} e^{\mu_Q/T}$ and $n_{\bar{Q}} = n_{\bar{Q}}^{(0)} e^{\mu_{\bar{Q}}/T}$, where $\mu_Q, \mu_{\bar{Q}}$ are the chemical potential for Q, \bar{Q} , and $n_Q^{(0)}$ is the number density with zero chemical potential. Since they are in equilibrium, we have $\mu_{\bar{Q}} = -\mu_Q$, set by processes such as $Q\bar{Q} \leftrightarrow \gamma\gamma$. The \mathcal{X} , however, being EM neutral and coupled via the VV interaction, could behave quite differently depending on how the interaction rate compares to the Hubble expansion rate. If the \mathcal{X} were to be in TE, the Majorana nature of \mathcal{X} implies $\mu_{\mathcal{X}} = 0$ and its number density would be $n_{\mathcal{X}}^{(0)}$, and when it departs from TE its number density $n_{\mathcal{X}}$ deviates from $n_{\mathcal{X}}^{(0)}$. The amount of the BAU generated in our theory depends on the parameters of our theory reviewed in Sec 2, namely, the mass scale $M_{\mathcal{X}}$, the cutoff scale Λ , and, the coupling g .

We consider next the reaction rates that are the collision terms on the rhs of the BE. For the decay process $\mathcal{X} \rightarrow QQQ$ and its conjugate process $\mathcal{X} \rightarrow Q^c Q^c Q^c$ with the zero- T rest-frame decay widths Γ and Γ^c and the decay width difference $\Delta\Gamma = \Gamma - \Gamma^c$, we obtain the thermally averaged decay rate and decay rate difference as [5]

$$\langle \Gamma \rangle = f_{TD} \Gamma ; \langle \Gamma^c \rangle = f_{TD} \Gamma^c , \langle \Delta\Gamma \rangle = f_{TD} \Delta\Gamma , \quad \text{where } f_{TD}(x) \equiv \frac{M}{\langle E(p) \rangle} = \frac{K_1(\hat{M}x)}{K_2(\hat{M}x)} , \quad (3)$$

where $x = M_{\mathcal{X}}/T$, $\hat{M} = M/M_{\mathcal{X}}$, and, $K_{1,2}$ are the modified Bessel functions of the second kind. f_{TD} is nothing but the thermal average of the (inverse of the) time-dilation factor. We use \bar{Q} and Q^c , or $\bar{\Gamma}$ and Γ^c interchangeably as the distinction is unimportant when dealing with spin-summed rates. The total decay rate is $\langle \Gamma_{\mathcal{X}} \rangle = \langle \Gamma \rangle + \langle \bar{\Gamma} \rangle$. Thus, given the zero-temperature decay rate Γ and rate difference $\Delta\Gamma$, for instance from our study in Ref. [5], we obtain their thermal averages $\langle \Gamma \rangle, \langle \Delta\Gamma \rangle$ by simply multiplying by the $f_{TD}(x)$ factor above. The inverse-decay channels are $QQQ \rightarrow \mathcal{X}$ and $Q^c Q^c Q^c \rightarrow \mathcal{X}$ respectively.

The thermally averaged scattering rate is $\langle \Gamma^{(\sigma)} \rangle = \langle \sigma_{\mathcal{X}\bar{Q}v} \rangle n_Q^{(0)}$, given in terms of the scattering cross section, and for the conjugate process is $\langle \bar{\Gamma}^{(\sigma)} \rangle = \langle \sigma_{\mathcal{X}Qv} \rangle n_Q^{(0)}$. The relevant scattering cross sections are $\sigma_{\mathcal{X}\bar{Q}} \equiv \sigma(\mathcal{X}Q^c \rightarrow QQ)$, $\sigma_{\mathcal{X}Q} \equiv \sigma(\mathcal{X}Q \rightarrow Q^c Q^c)$, with their inverse scattering channel cross sections being $\sigma_{QQ} \equiv \sigma(QQ \rightarrow \mathcal{X}Q^c)$, $\sigma_{\bar{Q}\bar{Q}} \equiv \sigma(Q^c Q^c \rightarrow \mathcal{X}Q)$ respectively, and the difference

in scattering rates is $\langle \Delta \Gamma^{(\sigma)} \rangle = \langle \Delta \sigma v \rangle n_Q^{(0)}$ with $\Delta \sigma = \sigma_{\mathcal{X}\bar{Q}} - \sigma_{\mathcal{X}Q}$. The thermally averaged scattering rate of the $\Delta B = 2$ process $QQQ \rightarrow Q^c Q^c Q^c$ is $\langle \Gamma^{(\sigma')} \rangle$. The inverse channel thermal averages are written in terms of $n_{\mathcal{X}}^{(0)}$ by using energy conservation in the statistical distribution functions [2].

The assumption of CPT invariance implies relations among the decay and inverse-decay matrix elements (mod-squared, summed over spins), which we explain in detail in Ref. [5]. The relations we obtain are, $|\mathcal{M}(\mathcal{X} \rightarrow QQQ)|^2 = |\mathcal{M}(Q^c Q^c Q^c \rightarrow \mathcal{X})|^2$, and $|\mathcal{M}(\mathcal{X} \rightarrow Q^c Q^c Q^c)|^2 = |\mathcal{M}(QQQ \rightarrow \mathcal{X})|^2$, and between the inverse and forward scattering channel matrix elements $|M|_{\bar{Q}\bar{Q}}^2 = |M|_{\mathcal{X}\bar{Q}}^2$ and $|M|_{Q\bar{Q}}^2 = |M|_{\mathcal{X}Q}^2$, labeled using the same notation as for the cross sections above. After folding in the thermal distribution functions in the initial state and the final state phase space and integrating, these relations also relate the corresponding thermally averaged rates.

The BE governing $n_{\mathcal{X}}$, n_Q , $n_{\bar{Q}}$ are [4, 5]

$$\frac{d}{dt} n_{\mathcal{X}} + 3H n_{\mathcal{X}} = -\langle \Gamma_0 \rangle \left[2n_{\mathcal{X}} - (e_Q^3 + \bar{e}_Q^3) n_{\mathcal{X}}^{(0)} \right] - \langle \Gamma_0^{(\sigma)} \rangle \left[(e_Q + \bar{e}_Q) n_{\mathcal{X}} - (e_Q^2 + \bar{e}_Q^2) n_{\mathcal{X}}^{(0)} \right], \quad (4)$$

$$\begin{aligned} \frac{d}{dt} n_Q + 3H n_Q &= 3 \left[\langle \Gamma \rangle n_{\mathcal{X}} - e_Q^3 n_{\mathcal{X}}^{(0)} \langle \bar{\Gamma} \rangle + \left(\bar{e}_Q \langle \Gamma^{(\sigma)} \rangle - e_Q \langle \bar{\Gamma}^{(\sigma)} \rangle \right) n_{\mathcal{X}} + \left(\bar{e}_Q^2 \langle \Gamma^{(\sigma)} \rangle - e_Q^2 \langle \bar{\Gamma}^{(\sigma)} \rangle \right) n_{\mathcal{X}}^{(0)} \right. \\ &\quad \left. - \left(e_Q^3 \langle \Gamma'_0 \rangle + e_Q^2 \langle \Gamma'_0^{(\sigma)} \rangle \right) n_{\mathcal{X}}^{(0)} + \left(\bar{e}_Q^3 \langle \Gamma'_0 \rangle + \bar{e}_Q^2 \langle \Gamma'_0^{(\sigma)} \rangle \right) n_{\mathcal{X}}^{(0)} \right], \end{aligned} \quad (5)$$

$$\begin{aligned} \frac{d}{dt} n_{\bar{Q}} + 3H n_{\bar{Q}} &= 3 \left[\langle \bar{\Gamma} \rangle n_{\mathcal{X}} - \bar{e}_Q^3 n_{\mathcal{X}}^{(0)} \langle \Gamma \rangle + \left(e_Q \langle \bar{\Gamma}^{(\sigma)} \rangle - \bar{e}_Q \langle \Gamma^{(\sigma)} \rangle \right) n_{\mathcal{X}} + \left(e_Q^2 \langle \bar{\Gamma}^{(\sigma)} \rangle - \bar{e}_Q^2 \langle \Gamma^{(\sigma)} \rangle \right) n_{\mathcal{X}}^{(0)} \right. \\ &\quad \left. - \left(\bar{e}_Q^3 \langle \Gamma'_0 \rangle + \bar{e}_Q^2 \langle \Gamma'_0^{(\sigma)} \rangle \right) n_{\mathcal{X}}^{(0)} + \left(e_Q^3 \langle \Gamma'_0 \rangle + e_Q^2 \langle \Gamma'_0^{(\sigma)} \rangle \right) n_{\mathcal{X}}^{(0)} \right], \end{aligned} \quad (6)$$

where $e_Q = e^{\mu_Q/T}$, $\bar{e}_Q = e^{-\mu_Q/T}$, H is the Hubble expansion rate (cf. Eq. (15)), and, $n_{\mathcal{X}}^{(0)}$ is the equilibrium number density (cf. Eq. (12)). In Eq. (4), the BE for $n_{\mathcal{X}}$, (but not in the BE for n_Q , $n_{\bar{Q}}$), we take the rates at leading order (LO), i.e. $\langle \Gamma \rangle \approx \langle \bar{\Gamma} \rangle = \langle \Gamma_0 \rangle$ and $\langle \Gamma^{(\sigma)} \rangle \approx \langle \bar{\Gamma}^{(\sigma)} \rangle = \langle \Gamma_0^{(\sigma)} \rangle$, as it is sufficient to calculate the baryon asymmetry to first order given that the observed BAU is very small, and keeping these differences in the $n_{\mathcal{X}}$ BE only contributes a second order effect in the baryon asymmetry.

The \mathcal{X} is decoupled if the interaction rates are less than $H(T)$, i.e. if $\langle \Gamma \rangle, \langle \Gamma^{(\sigma)} \rangle \lesssim H$. If \mathcal{X} is decoupled, $n_{\mathcal{X}}$ could deviate significantly from $n_{\mathcal{X}}^{(0)}$ and is not exponentially suppressed like $n_{\mathcal{X}}^{(0)}$ (and n_Q) for $M_{\mathcal{X}}/T \gtrsim 1$. If decay and scattering processes involving the \mathcal{X} are not in thermal equilibrium, the Sakharov condition requiring a departure from thermal equilibrium could be satisfied, and a nonzero baryon number could develop.

In our theory, the baryon asymmetry generation mechanism in decay and scattering discussed in Refs. [4, 5] leads to $n_Q \neq n_{\bar{Q}}$. The BE for the net baryon number density $n_B = (n_Q - n_{\bar{Q}})/3$ we obtain from Eqs. (5) and (6) is

$$\begin{aligned} \frac{d}{dt} n_B + 3H n_B &= \langle \Delta \Gamma \rangle \left(n_{\mathcal{X}} - n_{\mathcal{X}}^{(0)} \cosh \frac{3\mu_Q}{T} \right) - 2 \left(\langle \Gamma_0 \rangle + 2 \langle \Gamma'_0 \rangle \right) n_{\mathcal{X}}^{(0)} \sinh \frac{3\mu_Q}{T} \\ &\quad + \langle \Delta \Gamma^{(\sigma)} \rangle \left(n_{\mathcal{X}} \cosh \frac{\mu_Q}{T} - n_{\mathcal{X}}^{(0)} \cosh \frac{2\mu_Q}{T} \right) - 2 \langle \Gamma_0^{(\sigma)} \rangle \left(n_{\mathcal{X}} \sinh \frac{\mu_Q}{T} + n_{\mathcal{X}}^{(0)} \sinh \frac{2\mu_Q}{T} \right) \\ &\quad - 4 \langle \Gamma'_0^{(\sigma)} \rangle n_{\mathcal{X}}^{(0)} \sinh \frac{2\mu_Q}{T}. \end{aligned} \quad (7)$$

We have $\sinh(\mu_Q/T) = (3/2) n_B/n_Q^{(0)}$, and the chemical potential corresponding to baryon number B is $\mu_B = 3\mu_Q$.

The sign of the $n_{\mathcal{X}}^{(0)}$ term in the first term of Eq. (7) is opposite to that obtained by a naive calculation. We discuss in detail in Ref. [5] how CPT and unitarity considerations bring about an intricate relationship between the inverse decay ($QQQ \rightarrow \mathcal{X}$) and the $\Delta B = \pm 2$ scattering channel $QQQ \rightarrow Q^c Q^c Q^c$ and its inverse, and show that the real (on-shell) intermediate state (RIS) contribution in the scattering channel overturns the sign of the inverse decay contribution and leads to the $(n_{\mathcal{X}} - n_{\mathcal{X}}^{(0)} \cosh 3\mu_Q/T)$ form shown in Eq. (7), leaving the pure scattering (i.e. without the RIS piece) tree-level $\langle \Gamma'_0 \rangle$ term. Ref. [9] explains this in a toy model, giving the result to first order in μ_Q/T , which we generalize to the form shown. Furthermore, in Ref. [5], we extend the result to the inverse scattering channels also taking into account the RIS pieces coming from the $QQ \rightarrow Q^c Q^c Q^c Q^c$ scattering channel, which overturns the sign of the $QQ \rightarrow \mathcal{X} Q^c$ inverse scattering channel resulting in the form shown in the BE, leaving the pure scattering $\langle \Gamma'_0(\sigma) \rangle$ term.

The leading contribution to the decay rate difference $\Delta\Gamma$ is given by the interference term between the tree and loop amplitudes and is given as $\Delta\Gamma = -2\Delta\hat{\Gamma}_{01}$ as shown in Refs. [4, 5]. Taking thermal averages of this leads to the thermally averaged decay rate difference between the process and conjugate process given as $\langle \Delta\Gamma \rangle = -2\langle \Delta\hat{\Gamma}_{01} \rangle$. Similarly, the cross section difference is given in terms of the interference terms of the tree and loop-level scattering amplitudes, leading to the cross section difference $\langle \Delta\sigma v \rangle = -2\langle \Delta\hat{\sigma}_{01} v \rangle$. The scattering rate is given as $\langle \Gamma(\sigma) \rangle = (2\pi^2 g_{*S}/45) M_{\mathcal{X}}^3 \langle \sigma v \rangle Y_Q^{(0)}/x^3$, and similarly for the scattering rate difference $\langle \Delta\Gamma(\sigma) \rangle$ with $\langle \Delta\sigma v \rangle$ on the rhs, or $\langle \Delta\hat{\Gamma}_{01}(\sigma) \rangle$ with $\langle \Delta\hat{\sigma}_{01} v \rangle$ on the rhs, where these are related as $\langle \Delta\Gamma(\sigma) \rangle = -2\langle \Delta\hat{\Gamma}_{01}(\sigma) \rangle$. We define $\langle \hat{\Gamma}_{\text{eff}} \rangle_i(x) = \langle \Gamma \rangle_i(x)/H(M_{\mathcal{X}}) = 1/(1.66\sqrt{g_*}) (M_{Pl}/M_{\mathcal{X}}) \langle \Gamma \rangle_i/M_{\mathcal{X}}$ for each of these $\langle \Gamma \rangle_i$, to obtain the corresponding dimensionless rates $\left\{ \langle \hat{\Gamma}_{0\text{eff}} \rangle, \langle \Delta\hat{\Gamma}_{01\text{eff}} \rangle, \langle \hat{\Gamma}'_{0\text{eff}}(\sigma) \rangle, \langle \Delta\hat{\Gamma}'_{01\text{eff}}(\sigma) \rangle, \langle \hat{\Gamma}'_{0\text{eff}}(\sigma) \rangle, \langle \hat{\Gamma}'_{0\text{eff}}(\sigma) \rangle \right\}$ respectively.

We write the BE equivalently in terms of the yield variables $Y_{\mathcal{X}} = n_{\mathcal{X}}/s$ and $Y_B = n_B/s$, where s is the entropy density (cf. Eq. (10)). We also change the independent variable from t to T using Eq. (14) and then to x . From Eq. (13), we have $Y_{\mathcal{X},Q}^{(0)} = n_{\mathcal{X},Q}^{(0)}/s = 45/(4\pi^4) g/g_{*S} \hat{M}_{\mathcal{X},Q}^2 x^2 K_2(\hat{M}_{\mathcal{X},Q} x)$, where $\hat{M}_Q = M_Q/M_{\mathcal{X}}$, and $\hat{M}_{\mathcal{X}} = 1$. In terms of the above defined quantities, from Eqs. (4) and (7), the BE now is

$$\begin{aligned} \frac{d}{dx} Y_{\mathcal{X}} &= -2x \left[\langle \hat{\Gamma}_{0\text{eff}} \rangle (Y_{\mathcal{X}} - \cosh(3\hat{\mu}_Q x) Y_{\mathcal{X}}^{(0)}) + \langle \hat{\Gamma}'_{0\text{eff}}(\sigma) \rangle (Y_{\mathcal{X}} \cosh(\hat{\mu}_Q x) - \cosh(2\hat{\mu}_Q x) Y_{\mathcal{X}}^{(0)}) \right], \\ \frac{d}{dx} Y_B &= -2x \left[\langle \Delta\hat{\Gamma}_{01\text{eff}} \rangle \left(Y_{\mathcal{X}} - \cosh(3\hat{\mu}_Q x) Y_{\mathcal{X}}^{(0)} \right) + \left(\langle \hat{\Gamma}_{0\text{eff}} \rangle + 2\langle \hat{\Gamma}'_{0\text{eff}}(\sigma) \rangle \right) \sinh(3\hat{\mu}_Q x) Y_{\mathcal{X}}^{(0)} \right. \\ &\quad + \langle \Delta\hat{\Gamma}'_{01\text{eff}}(\sigma) \rangle \left(\cosh(\hat{\mu}_Q x) Y_{\mathcal{X}} - \cosh(2\hat{\mu}_Q x) Y_{\mathcal{X}}^{(0)} \right) \\ &\quad \left. + \langle \hat{\Gamma}'_{0\text{eff}}(\sigma) \rangle \left(\sinh(\hat{\mu}_Q x) Y_{\mathcal{X}} + \sinh(2\hat{\mu}_Q x) Y_{\mathcal{X}}^{(0)} \right) + 2 \sinh(2\hat{\mu}_Q x) \langle \hat{\Gamma}'_{0\text{eff}}(\sigma) \rangle Y_{\mathcal{X}}^{(0)} \right], \end{aligned} \quad (8)$$

where we define the dimensionless $\hat{\mu}_Q = \mu_Q/M_{\mathcal{X}}$. We have $\sinh(\mu_Q/T) = \sinh(\hat{\mu}_Q x) = (3/2) Y_B/Y_Q^{(0)}$, and to first order in the asymmetry we can take $\cosh(\dots) \approx 1$.²

Comparing the $QQ \rightarrow Q^c Q^c Q^c Q^c$ scattering rate $\langle \hat{\Gamma}'_0(\sigma) \rangle$ with the $QQ \rightarrow QQ$ scattering rate $\langle \hat{\Gamma}_0(\sigma) \rangle$, the former is suppressed by two extra final-state phase-space factors and also by $g^2(M_{\mathcal{X}}/\Lambda)^4$, and is therefore much smaller compared to the latter, and we do not include it in our analysis.

We turn next to solving these coupled set of BE for the late-time Y_B , to find regions of parameter space that yield the observed BAU.

²We note the identity $\sinh 3x = 4\sinh^3 x + 3\sinh x \approx 3\sinh x$, and, $\sinh 2x = 2\sinh x \cosh x \approx 2\sinh x$.

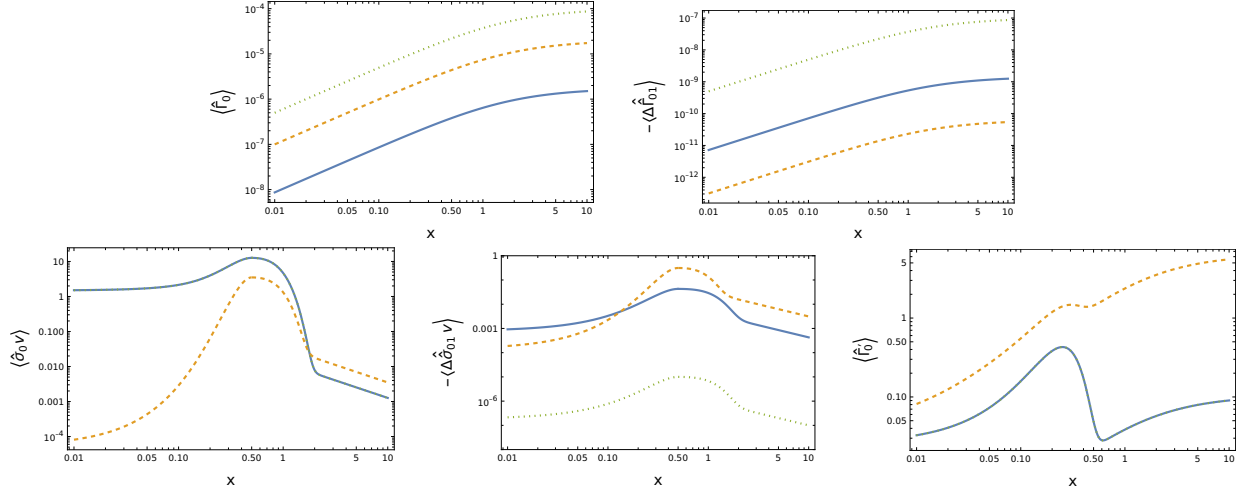


Figure 1: The dimensionless thermally averaged decay rate and difference (top row), and scattering cross section, difference, and $\Delta B = 2$ scattering rate (bottom row), as a function of $x = M_\chi/T$, for benchmark scenarios BP-A (solid), BP-B (dashed), and BP-C (dotted), without the $g, M_\chi/\Lambda$ scaling factors.

4 Numerical Solution of the Boltzmann Equations and Results

In Ref. [5] we identify processes for which the decay and scattering rate in our new physics theory is different for the process and conjugate process, and compute the rate difference for two benchmark points (BPs), namely, BP-A for the two-loop single operator contribution, and BP-B for the one-loop multiple operator contribution. Nonzero complex phases are turned on to generate a CP-asymmetry and a baryon asymmetry. The above study provides a concrete indication of the sizes of the \mathcal{X} decay and scattering rates and the baryon asymmetry that one can expect in our theory. Since the baryon asymmetry from \mathcal{X}_2 (i.e. with $n=2$) is dominant, we restrict our analysis here to this, and henceforth refer to it as \mathcal{X} , and its mass as M . The mass scale at which the new physics is operative is set by M_χ . We scale all masses and rates by M_χ , rendering them dimensionless, and work with these dimensionless quantities in our numerical analysis. Our numerical work is in the pseudo-Dirac limit, which implies $\hat{M} \approx 1$.

Based on the above study, in Table 1 we show a set of BPs and the choice of parameters in each BP. We show in the first row of the Table how each dimensionless decay and scattering rate scales with g and M_χ/Λ . The upper table lists the BP-A, BP-B, BP-C parameters, which we collectively refer to as BP-X, with $X=\{A,B,C\}$. The BP-A and BP-B are in line with the above study, while BP-C has been introduced in the present study to explore a different possibility of the BAU being generated in decays, in contrast to the former two where it is mainly in scattering as we will see below. The BP-A and BP-B values and the x dependence of $\langle \hat{\Gamma} \rangle, \langle \Delta \hat{\Gamma} \rangle, \langle \sigma v \rangle, \langle \Delta \sigma v \rangle, \langle \hat{\Gamma}' \rangle$, are given in Eqs. (22), (23), (24) of Appendix C. We set the x dependence in BP-C to be as in BP-A, but with different normalizations of the decay and scattering rates as given in Table 1. In Fig. 1, we show the $x = M_\chi/T$ dependence of $\langle \hat{\Gamma}_0 \rangle, \langle \Delta \hat{\Gamma}_{01} \rangle, \langle \hat{\sigma}_0 v \rangle, \langle \Delta \hat{\sigma}_{01} v \rangle, \langle \hat{\Gamma}'_0 \rangle$. The BP-A and BP-C curves are coincident in the $\langle \sigma_0 v \rangle$ and $\langle \hat{\Gamma}'_0 \rangle$ plots. The values shown in the plots are the dimensionless quantities, and are to be scaled with the g and M_χ/Λ factors given in the first row of Table 1. In BP-A, the extra scaling factor $(M_\chi/\Lambda)^2$ present in $\Delta \hat{\Gamma}_{01}, \langle \Delta \hat{\sigma}_{01} v \rangle$ has not been included in the

Table 1: The Benchmark Points (BP) parameters, and the $g, M_\chi/\Lambda$ scaling factors.

	\hat{M}_Q	$\hat{\Gamma}_0$ ($\times g ^2 M_\chi^4/\Lambda^4$)	$\Delta\hat{\Gamma}_{01}$ ($\times \text{Im}(g^4) M_\chi^6/\Lambda^6$)	$\langle\hat{\sigma}_0 v\rangle$ ($\times g ^2 M_\chi^4/\Lambda^4$)	$\langle\Delta\hat{\sigma}_{01} v\rangle$ ($\times \text{Im}(g^4) M_\chi^6/\Lambda^6$)	$\langle\hat{\Gamma}'_0\rangle$ ($\times g ^4 M_\chi^8/\Lambda^8$)
BP-A	1/4	1.7×10^{-6}	$-1.4 \times 10^{-9} M_\chi^2/\Lambda^2$	12.7	$-0.04 M_\chi^2/\Lambda^2$	0.4
BP-B	1/20	2×10^{-5}	-6×10^{-11}	3.5	-0.3	6.4
BP-C	1/20	10^{-4}	-10^{-7}	12.7	-10^{-5}	0.4

	BP-1A	BP-1B	BP-1C	BP-2A	BP-2B	BP-2C	BP-3A	BP-3B	BP-3C
M_χ (GeV)	10^{12}			10^9			10^6		
M_χ/Λ	1/10	1/10	1/10	1/10	1/10	1/10	1/10	1/50	1/10
g	0.25	0.008	0.048	0.065	0.009	0.065	0.024	0.022	0.087
Modified parameters							$(2/5)\langle\hat{\sigma}_0 v\rangle$		$(1/30)\hat{\Gamma}_0$
							$(5/2)\langle\Delta\hat{\sigma}_{01} v\rangle$		

plots. For $x \ll 1$, the $\langle\hat{\sigma}_0 v\rangle$ is bigger in BP-A than in BP-B due to the contribution of the t-channel process (SC-1) in the former which is not present in the latter (see Ref. [5]).

In each of the above BP-X, we define three BPs with $M_\chi = \{10^{12}, 10^9, 10^6\}$ GeV, denoting them as BP-nX for $n=\{1,2,3\}$ respectively. We thus have nine BPs with the mnemonic BP-nX, for $n=\{1,2,3\}$ and $X=\{A,B,C\}$. In Table 1 (lower) we show the g values for each BP-nX, and in the ‘‘Modified parameters’’ row, we show only those parameters that do not take the standard values of the upper table, with the understanding that the parameters not listed in the lower table take their standard values for that BP-nX. These choices all give the observed BAU, i.e. $Y_B(x_e)/Y_B^{\text{obs}} = 1$. To get a flavor of the BAU generated in other related models that are not identical to ours but with similar ingredients, we present our results for the peak height of the x distribution (cf. Fig. 1) scaled about the values in the BP-nX, but keeping the same x dependence.

In Fig. 2 we compare the dimensionless thermally averaged leading order decay and scattering rates $\langle\Gamma_0\rangle, \langle\Gamma_0^{(\sigma)}\rangle, \langle\Gamma'_0\rangle$ (the rates on p. 4 made dimensionless by dividing by M_χ) to the dimensionless Hubble expansion rate $\hat{H} = H/M_\chi$, for each of the nine benchmark points BP-nX. In all cases, we find for $x \lesssim 5$, $\langle\Gamma^{(\sigma)}\rangle > \langle\Gamma\rangle, \langle\Gamma'\rangle$, suggesting that the scattering channels play a very important role in our framework. For BP-nA, since $\langle\Gamma^{(\sigma)}\rangle > H$ for $x \approx 0.1$, the \mathcal{X}_n is comfortably in TE in that epoch, but for $x \gtrsim 1$ we have $\langle\Gamma^{(\sigma)}\rangle \lesssim H$ and the \mathcal{X}_n falls out of TE. For BP-nB, on the other hand, the situation is different; in BP-1B it is never in TE in the entire x range of interest, in BP-2B it starts out not being in TE, goes into, and later falls out of TE, while in BP-3B it starts out barely being in TE, attains TE, and falls out. In all cases (except BP-1B), comparing the BP-nX, we see that for smaller M_χ , the \mathcal{X}_n is more strongly in TE at small x and goes out of TE at a larger x . In BP-nA, for $x \lesssim 0.3$, $\langle\hat{\Gamma}'\rangle$ is comparable to $\langle\hat{\Gamma}\rangle$ but becomes somewhat smaller for larger x , while in BP-nB, in the entire x range $\langle\hat{\Gamma}'\rangle$ is much smaller compared to the other rates. $\langle\hat{\Gamma}'\rangle$ could potentially have been very important, but given the extra $(M_\chi/\Lambda)^4$ suppression, it ends up being either of the same order, or even suppressed, compared to $\langle\Gamma\rangle, \langle\Gamma^{(\sigma)}\rangle$.

We turn next to discussing the generation of the baryon asymmetry in the early Universe. For each BP, we set the thermally averaged decay and scattering rates in the BE of Eq. (8) (i.e. the collision terms in the rhs) to the values specified in Table 1, and the x dependence as in Appendix C, numerically solve the BE in *Mathematica 14.0* [10], and find for what choices of $M_\chi, M_\chi/\Lambda, g$, we obtain the observed BAU.

Our numerical solution is over $x = (x_b, x_e)$. We take the initial conditions as $Y_{\mathcal{X}}(x_b) = \delta_{\mathcal{X}}(x_b) Y_{\mathcal{X}}^{(0)}(x_b)$, and $Y_B(x_b) = 0$. If \mathcal{X} is in thermal equilibrium at $x = x_b$, we take $\delta_{\mathcal{X}}(x_b) = 1$, and if it is not, we take $\delta_{\mathcal{X}}(x_b)$ as we describe in Appendix B (cf. Eq. (18)). We then numerically solve the BE, and from the solution, read off the final yields, $Y_{\mathcal{X}}(x_e)$ and $Y_B(x_e)$. We take the range to be $(x_b, x_e) = (0.1, 10)$

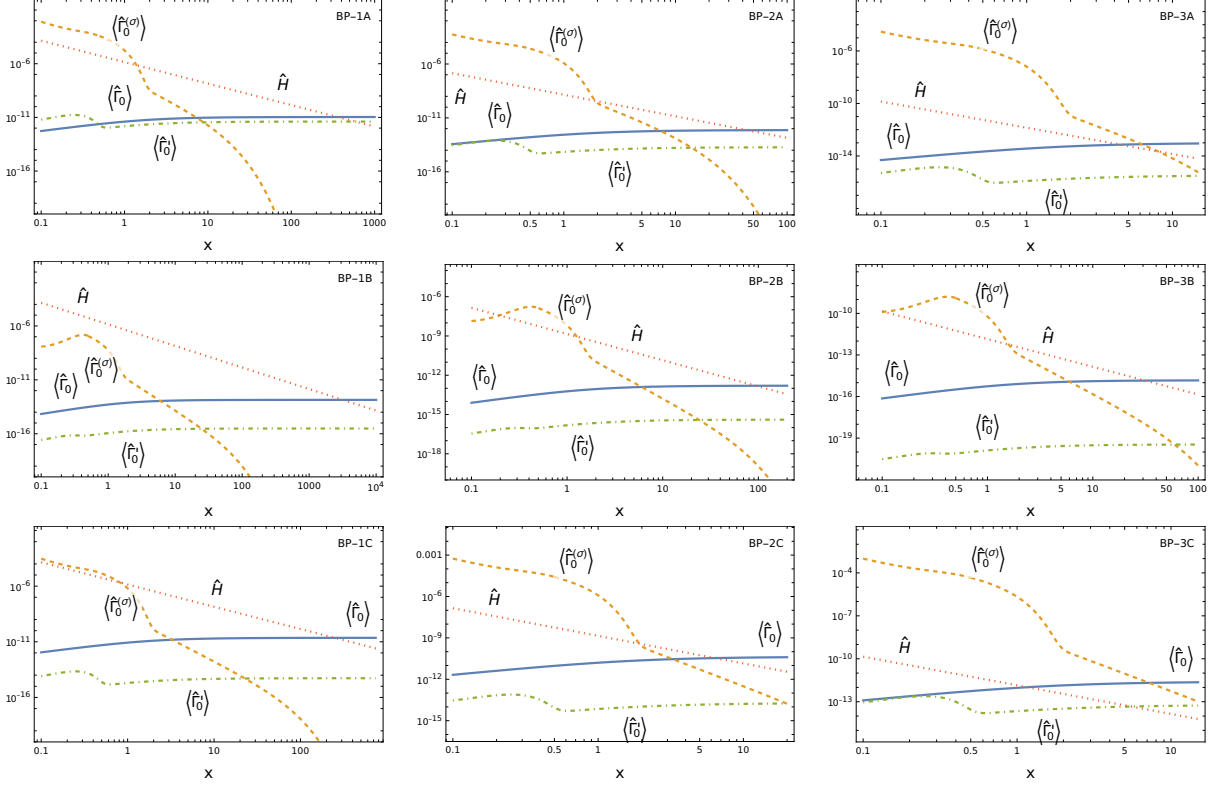


Figure 2: The dimensionless thermally averaged decay rate $\langle \hat{\Gamma}_0 \rangle$ and scattering rates $\langle \hat{\Gamma}_0^{(\sigma)} \rangle$, $\langle \hat{\Gamma}_0' \rangle$ compared with the Hubble rate \hat{H} as a function of $x = M_\chi/T$, for benchmark points BP-1X, 2X, 3X (first, second, third columns), and, BP-nA, nB, nC (top, middle, bottom rows), where $X = \{A, B, C\}$ and $n = \{1, 2, 3\}$, with the $g, M_\chi/\Lambda$ scaling factors included.

typically, but if the n_χ has not depleted to a negligible value of $Y_\chi(x_e) < 10^{-4}$ and $Y_B(x_e)$ has not stabilized to its asymptotic value, we increase x_e to a larger value till $Y_B(x_e)$ has stabilized. We look for regions of parameter space where $Y_B(x_e)/Y_B^{(\text{obs})} \approx 1$.

We discuss next a few salient features of the solutions we obtain upon numerical integration of the BE. In Fig. 3 we show the numerical solutions of the BE for $Y_\chi(x)$ along with the equilibrium $Y_\chi^{(0)}(x)$ and $Y_Q^{(0)}(x)$, and $Y_B(x)/Y_B^{(\text{obs})}$, for BP-nA, nB, nC (top-two, middle-two, and bottom-two rows). We see from the $Y_B(x)/Y_B^{(\text{obs})}$ plots how the baryon number yield builds up as the Universe cools, i.e. as $x = M_\chi/T$ increases. We see that our choice of the parameters in each BP indeed results in $Y_B(x) = Y_B^{(\text{obs})}$. Most of the Y_B builds up in the range $x \in (0.1, 10)$, except in BP-1C when it is over $(100, 1000)$. We find $\delta_{\mathcal{X}}(x_b) = 1$ for BP-nA, nC since the \mathcal{X}_n is in TE at x_b . In BP-nB, the \mathcal{X} is not in TE at x_b , and we fix the initial overdensity of \mathcal{X} following Appendix B, which gives $\delta_{\mathcal{X}}(x_b) = (8, 8, 3.3)$ for $n = 1, 2, 3$. To cover other UV completion possibilities fixing the $\delta_{\mathcal{X}}(x_b)$ differently, we show other choices also, namely $\delta_{\mathcal{X}}(x_b) = (0.1, 1, 10, 100)$, for all BP-nX. In all cases (except BP-1B), even if the \mathcal{X} starts out not being in TE at x_b , it quickly thermalizes; only in BP-1B it never does. We see that in all cases except BP-1B, the final $Y_B(x_e)$ is independent of the choice of $\delta_{\mathcal{X}}(x_b)$ since Y_χ is driven toward TE as evidenced by the dashed lines merging with the solid curve; in BP-1B, since the Y_χ remains out of TE, the final $Y_B(x_e)$ depends on the initial $\delta_{\mathcal{X}}(x_b)$ as we would expect; for our choice of parameters the observed Y_B is obtained for $\delta_{\mathcal{X}}(x_b) = 8$. Thus, the final Y_B is independent of the UV completion details in all cases, except in BP-1B. Comparing the $Y_\chi(x)$ with the $Y_{SM}^{(0)} \approx 0.23$ (cf. Appendix A), we find that in some cases, although most of the Y_B is generated for $x < 10$ (except in BP-1C), a substantial \mathcal{X} fraction may remain for $x > 10$, and $Y_\chi(x_e)/Y_{SM}^{(0)}$ falls to $< 10^{-4}$ only for much larger x . In BP-nA, nB, in which the baryon asymmetry is generated in scattering, we see that the Y_B builds up when $\langle \Gamma^{(\sigma)} \rangle \lesssim H$ (cf. Fig. 2), while in BP-nC since it is generated in decay, it builds up when $\langle \Gamma \rangle \lesssim H$, and is particularly delayed in BP-1C to $x \gtrsim 100$. In BP-2B, 3B, we see that as $\langle \Gamma^{(\sigma)} \rangle$ rises above H for $x \gtrsim 0.1$ the $Y_B(x)$ that has accumulated by then is washed out substantially, and when $\langle \Gamma^{(\sigma)} \rangle$ falls below H , the $Y_B(x)$ builds up again and reaches its final value.

In Fig. 4 we show for BP-nA, BP-nB, BP-nC the contours of the final baryon number yield (i.e. $Y_B(x_e)/Y_B^{(\text{obs})}$) varying two of the $\langle \Delta \hat{\Gamma}_{01} \rangle, \langle \Delta \hat{\sigma}_{01} v \rangle, M_\chi$ parameters at a time about the BP values shown as the solid dots. The values shown along the axes correspond to rescaled peak values (including the $(M_\chi/\Lambda)^2$ factor for BP-nA) of Eqs. (22), (23), (24), with the x functional form in those kept intact. The parameters not varied are all fixed at the values for the corresponding BP. It is clear from the $\Delta\Gamma - \Delta\sigma v$ plots that in BP-nA and BP-nB for the parameters in Table 1 marked by the solid dots, the baryon asymmetry is being generated in \mathcal{X}_n scattering processes with very little from \mathcal{X}_n decay, while in BP-nC it is the opposite. In Fig. 5 we show contours of $Y_B(x_e)/Y_B^{(\text{obs})}$ varying $M_\chi, g, M_\chi/\Lambda$, two at a time. We show as the light shaded region where the \mathcal{X} is decoupled, i.e. $\langle \Gamma^{(\sigma)} \rangle \leq H$, at $x = 1$.

In Fig. 6 we show a breakup of the baryon asymmetry generated in scattering and decay processes. As already mentioned, we see that the baryon asymmetry is generated in scattering processes in BP-nA and BP-nB, since the dash-dot curve almost coincides with the solid curve. The dashed curve shows that the decay process generates a very small portion of the baryon asymmetry in BP-nA and BP-nB, while in BP-nC it is a large portion. The fact that the dashed curve is significantly below the dotted curve (except in BP-1B) tells us that if scattering is present without any scattering asymmetry, it washes out quite a large fraction of the baryon asymmetry generated in decay. In BP-nC, it is the decay process that plays the dominant role, with scattering being sub-dominant.

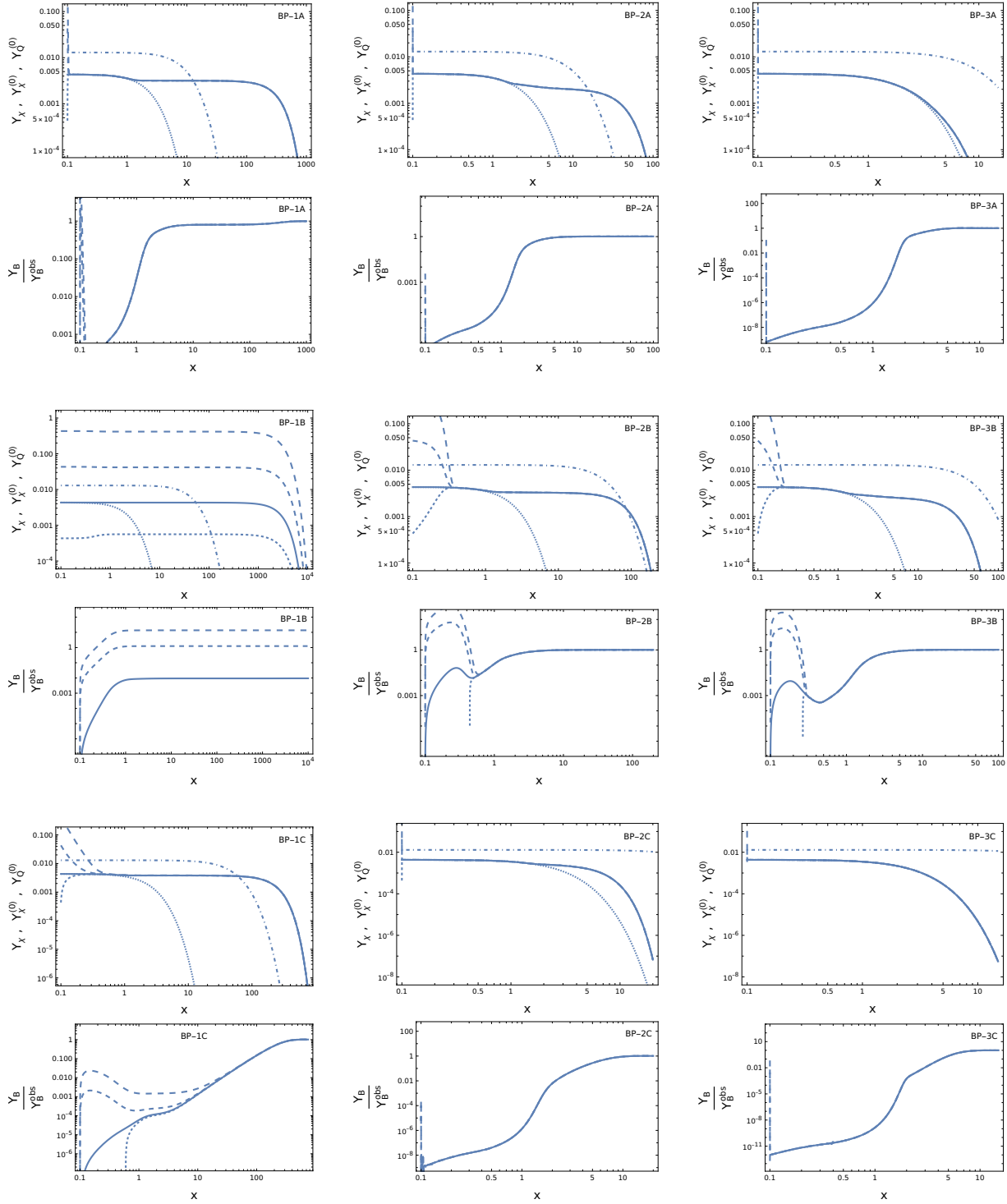


Figure 3: For the benchmark points BP-1X, 2X, 3X (left, middle, right columns), BP-nA, nB, nC (top-two, middle-two, last-two rows), the $Y_{\mathcal{X}}(x)$ and $Y_B(x)/Y_B^{(\text{obs})}$, for $\delta(x_b) = 1$ (solid curve) and $\delta(x_b) = \{0.1, 10, 100\}$ (dashed curves with increasing dash-lengths), the dotted curve showing $Y_{\mathcal{X}}^{(0)}(x)$, and, the dot-dashed curve showing $Y_Q^{(0)}(x)$.

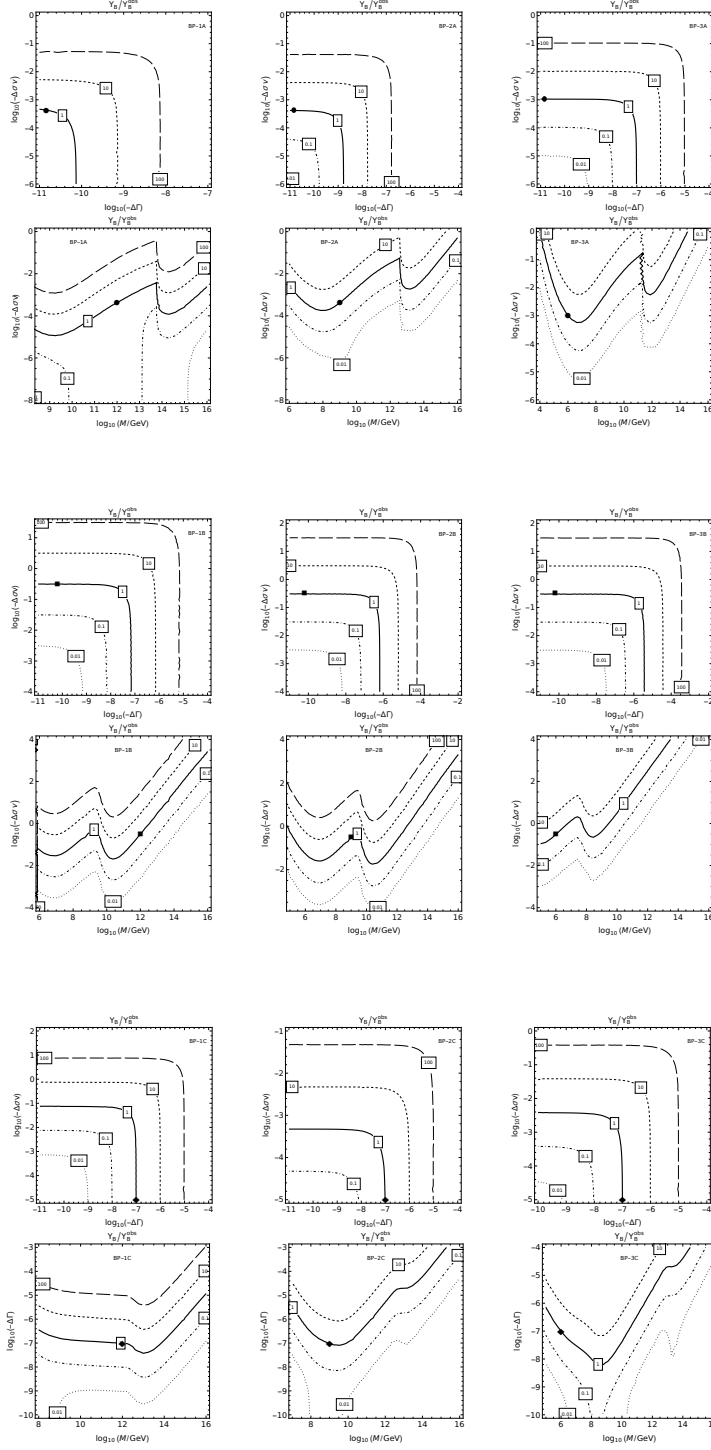


Figure 4: Contours of the final $Y_B/Y_B^{(\text{obs})}$ for variations about the benchmark points BP-1X, 2X, 3X (left, middle, right columns), and BP-nA, nB, nC (top-two, middle-two, bottom-two rows), with only the parameters along the axes varied. The benchmark point values are shown as the solid dots (for BP-nA), squares (for BP-nB), and diamonds (for BP-nC).

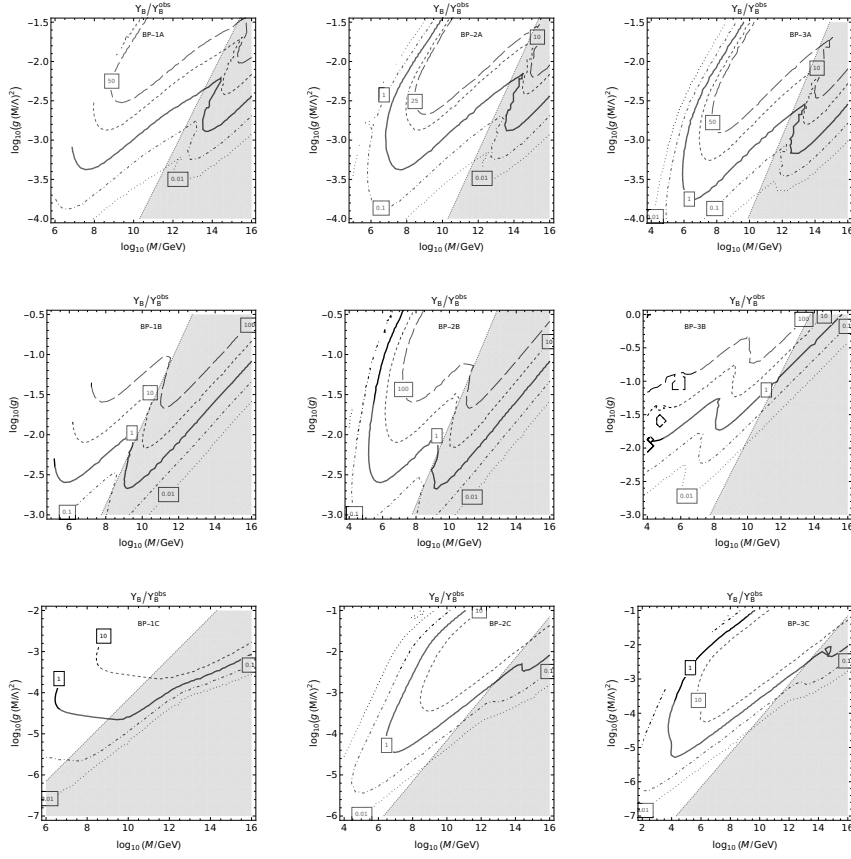


Figure 5: Contours of the final $Y_B/Y_B^{(\text{obs})}$ for the benchmark points BP-1X, 2X, 3X (left, middle, right columns), and BP-nA, nB, nC (top, middle, bottom rows), with only the parameters along the axes varied. The light shaded region is where the \mathcal{X} is decoupled at $x = 1$.

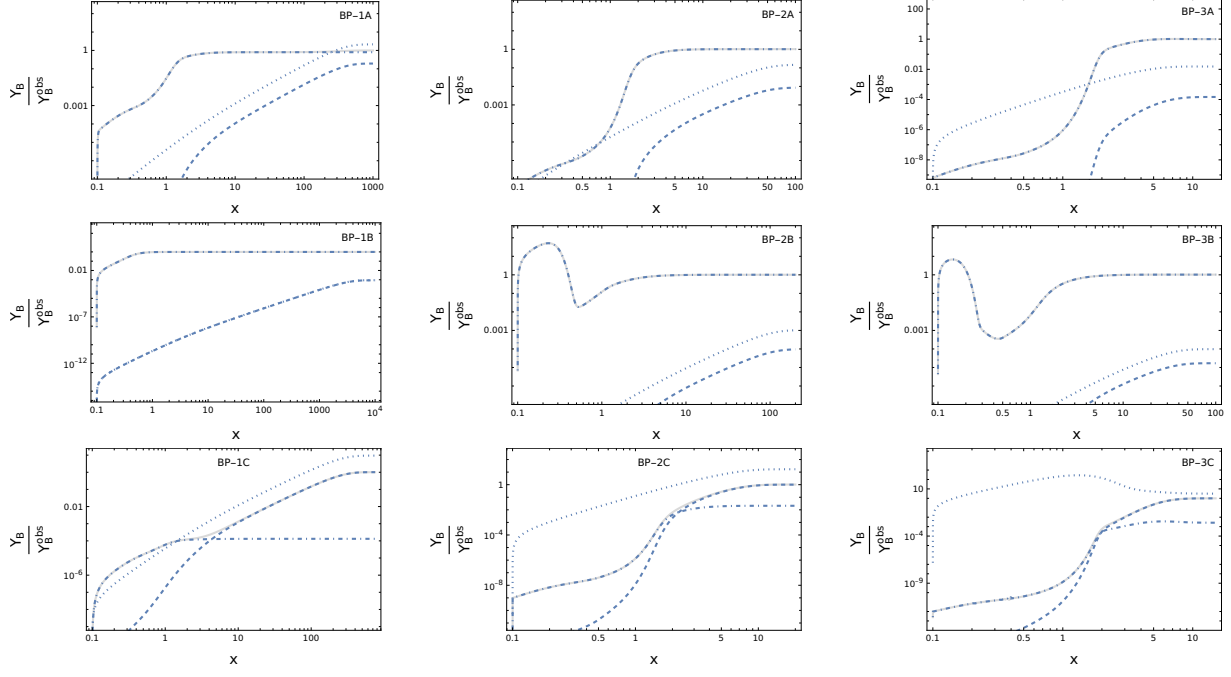


Figure 6: Contours of the final $Y_B(x_e)/Y_B^{(\text{obs})}$ for the benchmark points BP-1X, 2X, 3X (left, middle, right columns), for BP-nA, nB, nC (top, middle, bottom rows), with all contributions included (light-gray), from decay asymmetry only i.e. $\Delta\sigma v = 0$ (dashed), scattering asymmetry only i.e. $\Delta\Gamma = 0$ (dot-dashed), and, only decay and no scattering i.e. $\sigma_0 v = 0, \Delta\sigma v = 0$ (dotted).

Our main inference from these results is that the observed baryon asymmetry is obtained for masses in a very wide range $M_\chi \sim (10^6, 10^{16})$ GeV in BP-nA, and $M_\chi \sim (10^4, 10^{16})$ GeV in BP-nB and BP-nC. The lower mass scales are very interesting from the point of view of being able to be probed in upcoming experiments [11].

5 Partial wash-out and the final n_B

In our theory, we have computed in Sec. 4, the baryon number yield that is generated by our baryogenesis mechanism and has stabilized to its asymptotic value $n_B(t_e) \equiv n_{B_e}$ at the time t_e corresponding to $x_e = M_\chi/T_e$. We have included in our work the effect of decay and scattering processes, including $\Delta B = \pm 2$ scattering processes. Independent of our baryon number generating mechanism, if some other mechanism such as leptogenesis [8] has, in addition, generated a nonzero lepton number density $n_L(t_e) \equiv n_{L_e}$, we have $n_{B-L}(t_e) = n_{B_e} - n_{L_e}$ and $n_{B+L}(t_e) = n_{B_e} + n_{L_e}$. At t_e , the baryon number generated in our mechanism is carried by the U, D . As pointed out in Ref. [4], if the U, D mix with the SM quarks, they eventually decay and faithfully transfer this baryon number to SM quarks and leptons via B and L conserving interactions, and the above n_{B-L} and n_{B+L} values persist even after their decay, now carried by the SM quarks and leptons.

If other B violating processes occur following this, it may cause a partial wash-out of the generated B , leading to the survival fraction $w < 1$. One such effect is the anomalous non-conservation of baryon number B [12] due to electroweak sphalerons [13], which violate $B + L$ but conserve $B - L$, and is operative at the scale of the electroweak phase transition. Ref. [14] claims that if sphalerons are unsuppressed, they drive $n_{B+L} \rightarrow 0$, but in a detailed analysis, Ref. [15] argues that $B + L$ reduces but stabilizes at a nonzero value, and if lepton number violation is also present, for example as Majorana masses of neutrinos, the requirement that a nonzero baryon number survives places nontrivial constraints on the neutrino masses and the scale of $B-L$ violation. We therefore allow for a nonzero terminal value of $B + L$ and take the surviving fraction to be not zero but $\alpha_w n_{B+L}$, with $0 < \alpha_w < 1$. Thus, if the sphalerons are operative *after* time t_e , following its action, and after antiparticles have annihilated away leaving only particles, at time t_s , we have $n_{B+L}(t_s) = \alpha_w n_{B+L}(t_e)$, and, $n_{B-L}(t_s) = n_{B-L}(t_e)$ is unchanged since sphalerons conserve $B - L$. Denoting n_{B_s} and n_{L_s} , This implies $n_B(t_s) \equiv n_{B_s} = (1/2)[(1 + \alpha_w)n_{B_e} - (1 - \alpha_w)n_{L_e}]$ and $n_L(t_s) \equiv n_{L_s} = -(1/2)[(1 - \alpha_w)n_{B_e} - (1 + \alpha_w)n_{L_e}]$.

Following such processes, after antiparticles have annihilated away, we have a thermal bath of photons, protons, neutrons, electrons, neutrinos, and antineutrinos, with number densities $n_\gamma, n_p, n_n, n_e, n_\nu, n_{\bar{\nu}}$ respectively, where we allow for the possibility of a nonzero $n_{\bar{\nu}}$. EM charge conservation ensures that p^+ and e^- are in equal numbers, i.e. $n_p(t_s) = n_e(t_s)$, consistent with the EM charge neutral Universe we observe today. We have $n_p(t_s) + n_n(t_s) = n_{B_s}$ and $n_e(t_s) + n_{\Delta\nu}(t_s) = n_{L_s}$ where $n_{\Delta\nu} = n_\nu - n_{\bar{\nu}}$. Defining $r_{np} \equiv n_n/n_p$, we have $n_{p_s} = n_{B_s}/(1 + r_{np})$ and $n_{n_s} = n_{B_s}r_{np}/(1 + r_{np})$. Thus, given the n_{B_e} and n_{L_e} , and the α_w and r_{np} obtained from the sphaleron dynamics, all the number densities are determined in terms of these. If we assume the isospin symmetric limit $n_p(t_s) = n_n(t_s)$, i.e. $r_{np} = 1$, we obtain $n_{p_s} = n_{n_s} = n_{e_s} = (1/4)[(1 + \alpha_w)n_{B_e} - (1 - \alpha_w)n_{L_e}]$ and $n_{\Delta\nu_s} = -(3/4)[(1 - \alpha_w/3)n_{B_e} - (1 + \alpha_w/3)n_{L_e}]$. In the limit of $\alpha_w \rightarrow 0$ and $n_{L_e} \rightarrow 0$, we have a wash-out factor for n_B of $w_{\text{sph}} = 1/2$.

The total wash-out factor for n_B , namely w_{tot} , is the product of the wash-out factors due to each such effect (if there are more), and the baryon number density following such baryon number violating processes is $n_B(t_s) = w_{\text{tot}} n_B(t_e)$, which is to be matched to the observed BAU. For a given w_{tot} , the parameter space point that leads to the observed BAU can be inferred from our results in Sec. 4, in particular, Figs. 4, 5, by reading off the parameters corresponding not to the $Y_B/Y_B^{(\text{obs})} = 1$

contour as we would have done ignoring wash-out, but rather to the $1/w_{\text{tot}}$ contour.

Following this, we connect to the standard cosmological scenario leading into big-bang nucleosynthesis (BBN), and the standard post-BBN cosmology that is well constrained by observations. This concludes our discussion of the baryon asymmetry generated in our theory, and a partial wash-out that may occur.

6 Conclusions

Our focus here has been the baryon asymmetry generated in the early Universe in our theory in Ref. [4] involving a Majorana fermion pair \mathcal{X} coupled to quark-like fermions via a dimension-six four-fermion vector-vector (VV) interaction of the form $(g/\Lambda^2)(\overline{D^c} \gamma^\mu D) (\mathcal{X} \gamma_\mu U)$. Here we collectively denote as $Q = \{U, D\}$ with baryon number $B(Q) = 1/3$, and n_B is then directly related to $n_Q - n_{\overline{Q}}$, the difference in the Q and the Q^c number densities.

We set up the Boltzmann equations for the \mathcal{X} yield $Y_{\mathcal{X}}(x) = n_{\mathcal{X}}/s$ and the baryon number yield $Y_B(x) = n_B/s$, as a function of $x = M_{\mathcal{X}}/T$ in the early Universe, where $n_{\mathcal{X}}, n_B$ are the \mathcal{X} and baryon number densities respectively, and s is the entropy density. We include in the collision terms of the Boltzmann equations the rates for the decay process $\mathcal{X} \rightarrow QQQ$, the scattering process $\mathcal{X}Q^c \rightarrow QQ$, and, $\Delta B = 2$ scattering process $QQQ \rightarrow Q^cQ^cQ^c$, along with their conjugate and inverse processes and compute this asymmetry. We take the thermally averaged decay and scattering rates with their temperature dependence (i.e. x dependence) from Ref. [5] for the single-operator and multiple-operator contributions in benchmark points BP-A and BP-B respectively. In addition, we define BP-C here to explore the possibility of the baryon asymmetry generated in \mathcal{X} decay. We thus have nine benchmark points BP-nX for $n = \{1, 2, 3\}$ and $X = \{A, B, C\}$ having the x -dependence in BP-A, B as in Ref. [5], while BP-C is with the same x dependence as in BP-A but with a suppressed scattering rate to explore the possibility of the decay contribution generating the baryon asymmetry. Such a situation may arise in other theories. This allows us to explore the various aspects of the baryon asymmetry generation in a fairly general way for a wide range of mass scale $M_{\mathcal{X}}$.

Starting from an initially baryon symmetric Universe with $Y_B(x_b) = 0$, we solve the Boltzmann equations numerically and find the regions of parameter space $M_{\mathcal{X}}, g, M_{\mathcal{X}}/\Lambda$ of our new physics theory for which $Y_B(x_e) = Y_B^{(\text{obs})}$, i.e. the observed BAU is obtained. The baryon asymmetry is generated mainly in scattering processes in BP-A and BP-B, and including these scattering rates in the Boltzmann equations is important. Most other studies in the literature usually ignore scattering and include only decays. In BP-C we find that the asymmetry is generated mainly in decay processes. We also present our results model independently by varying directly the $\Delta\Gamma, \Delta\sigma v$ values, and show for which values the observed BAU is obtained. Our most important finding here is that the observed BAU is obtained for masses in a very wide range $M_{\mathcal{X}} \sim (10^6, 10^{16})$ GeV in BP-nA, and $M_{\mathcal{X}} \sim (10^4, 10^{16})$ GeV in BP-nB and BP-nC.

Having successfully demonstrated that the observed BAU can be generated, and armed with a knowledge of the mass scale $M_{\mathcal{X}}$ and the corresponding $g, M_{\mathcal{X}}/\Lambda$ values that are to be picked, we can contemplate other terrestrial observables that could help us test this new physics hypothesis. Proton decay is forbidden in our theory at the perturbative level because L is a good symmetry of our new physics extension, and Lorentz invariance requires at least one fermion in the final state, which in the SM must be either a lepton or antilepton as they are the only SM fermions lighter than the proton. Although proton decay is forbidden, the \mathcal{X} induces $\Delta B = 2$ processes, for instance, the neutron-antineutron ($n - \bar{n}$) oscillation. The rate for this oscillation has been estimated in Ref. [4]. Given our present analysis in which we have identified the parameter space points that yield the observed BAU, we are in a position to more accurately predict the $n - \bar{n}$ oscillation rate for these

viable parameter space points. This is the subject of ongoing work [11]. There may even be signals at future colliders for the lower range of M_χ values, which we relegate to future work.

A Review of Thermodynamics in the Early Universe

We collect here some well known thermodynamics expressions applicable in the early Universe that will be useful in this section. In thermal equilibrium, the number density can be written as $n^{(eq)}(T) = e^{\mu/T} n^{(0)}(T)$ where μ is the chemical potential. The $n^{(0)}$ of a fermionic species, the number density of the photon n_γ , the entropy density s , are given by [2, 16],

$$n_{NR}^{(0)}(T) = g \left(\frac{MT}{2\pi} \right)^{3/2} e^{-M/T} \text{ (for } T \ll M \text{)} ; \quad n_{Rel}^{(0)}(T) = g \frac{3\zeta(3)}{4} \frac{1}{\pi^2} T^3 \text{ (for } T \gg M \text{)} , \quad (9)$$

$$s(T) = \frac{2\pi^2}{45} g_{*S} T^3 , \quad n_\gamma = \frac{\zeta(3)}{\pi^2} g_\gamma T^3 , \quad g_{*S}(T) \equiv \sum_{i=\text{Boson}} g_i \left(\frac{T_i}{T} \right)^3 + \frac{7}{8} \sum_{i=\text{Fermion}} g_i \left(\frac{T_i}{T} \right)^3 \quad (10)$$

$$Y^{(0)}(T) \equiv \frac{n^{(0)}(T)}{s} ; \quad Y_{NR}^{(0)}(T) = \frac{45}{4\sqrt{2}\pi^{7/2}} \frac{g}{g_{*S}} \left(\frac{M}{T} \right)^{3/2} e^{-M/T} ; \quad Y_{Rel}^{(0)}(T) = \frac{3\zeta(3)}{4} \frac{45}{2\pi^4} \frac{g}{g_{*S}} \quad (11)$$

where $Y \equiv n/s$, g is the number of degrees of freedom (dof) of the species and $g_\gamma = 2$ for the 2 photon polarizations, $n_{NR}(T)$ is for temperatures below M when the species is nonrelativistic, the sum for g_* is over relativistic species, $\zeta(3) \approx 1.2$, and the factor of $3/4$ in n_{Rel} and Y_{Rel} is present if it is a fermionic species and is to be omitted if it is a bosonic species. From these we have $s = 0.44 g_{*S} T^3 = 1.8 g_{*S} n_\gamma$. Since the photon temperature changes due to reheating, η_B is not constant, and a better ratio to define [2] is $Y_B \equiv (n_B - n_{\bar{B}})/s \approx \eta_B/7.04$ as it remains constant.

Starting from the Boltzmann limit of the distribution function, we derive a generalization of Eq. (9) that is correct for any T including for $T \sim M$, and find

$$n^{(0)} = \frac{g}{2\pi^2} M^2 T K_2 \left(\frac{M}{T} \right) , \quad (12)$$

where K_2 is the modified Bessel function of the second kind. Using this, we readily obtain the generalization of Eq. (11) as

$$Y^{(0)} = \frac{n^{(0)}}{s} = \frac{45}{4\pi^4} \frac{g}{g_{*S}} \left(\frac{M}{T} \right)^2 K_2 \left(\frac{M}{T} \right) , \quad (13)$$

valid for any T . From the small and large argument limits of K_2 (see Ref. [5]), we obtain Eq. (11), up to the factor of $(3/4)\zeta(3) \approx 0.9$ in $Y_{Rel}^{(0)}(T)$, the difference being due to having taken the Boltzmann distribution limit. Since the occupation numbers are small in the temperature range of interest to us, we perform our calculations using the Boltzmann distribution limit.

We take $g_* = g_{*S} = 106.75$ (due to SM dof, without ν_R), $g_\chi = 2$, $g_Q = 2 \times 3$ (where 3 is the color factor), $g_\Phi = 2$. For the SM, taking all the SM fields to be massless, from the small argument limit of Eq. (13) and taking $g \approx g_* \approx g_{*S}$, we find $Y_{SM}^{(0)} \approx (45/4\pi^4) (2) = 0.23$.

In the radiation-dominated era, we can trade time t to the temperature T by using [2]

$$t \approx \frac{0.301}{\sqrt{g_*}} \frac{M_{Pl}}{T^2} , \quad (14)$$

where at the Planck time $t_{Pl} \equiv 1/M_{Pl}$ we assume that the energy density $\rho = M_{Pl}^4$, and g_* counts the relativistic degrees of freedom, and is given by a similar expression as g_{*S} except we have $(T_i/T)^4$ on the rhs now instead of $(T_i/T)^3$. In this epoch, the Hubble expansion rate is given by

$$H(T) = 1.66 \sqrt{g_*} \frac{T^2}{M_{Pl}} . \quad (15)$$

From these expressions, the Boltzmann equations for $n_{\mathcal{X}}, n_B$ that are of the form

$$\frac{d}{dt}n + 3Hn = (rhs) , \quad (16)$$

can be written in terms of the *yield* $Y = n/s$, for each of $Y_{\mathcal{X}}, Y_B$, and $x = M_{\mathcal{X}}/T$ variables as

$$\frac{d}{dt}Y = \frac{1}{s}(rhs) , \quad \text{or,} \quad \frac{d}{dx}Y = x \frac{1}{H(M_{\mathcal{X}})} \frac{1}{s}(rhs) , \quad (17)$$

where $H(M_{\mathcal{X}}) = 1.66 \sqrt{g_*} M_{\mathcal{X}}^2 / M_{Pl}$.

B Out of thermal equilibrium \mathcal{X} and UV completion

If the \mathcal{X} is not in TE, say at x_b , what initial condition $n_{\mathcal{X}}(x_b)$ is to be taken for solving the BE becomes a question. Of all the BPs considered, this scenario is encountered only in BP-1B (cf. Sec. 4). This signals that the generation of baryon asymmetry becomes dependent on the UV completion details. We consider an example UV completion, and abstract from this a parametrization that is applicable to other UV completions also.

Consider an example UV completion (cf. Ref [4]), in which B is conserved, but only spontaneously broken. We have $\mathcal{L}_{\text{int}} \supset -(\tilde{y}/\sqrt{2}) \Phi_B \bar{\mathcal{X}}^c \mathcal{X} - (y'/\sqrt{2}) \Phi' \bar{\mathcal{X}} \mathcal{X} + \text{h.c.}$ where Φ_B is a complex scalar with $B(\Phi_B) = -2$ and mass M_{Φ} , and Φ' another scalar with $B(\Phi') = 0$ and mass $M_{\Phi'}$. The potential is such that they acquire VEVs $\langle \Phi_B \rangle = v_{\Phi}/\sqrt{2}$ leading to the \mathcal{X} Majorana mass $\tilde{M} = \tilde{y}v_{\Phi}$, and $\langle \Phi' \rangle = v'_{\Phi}/\sqrt{2}$ leading to the \mathcal{X} Dirac mass $M_{\mathcal{X}} = y'v'_{\Phi}$. We are in the pseudo-Dirac limit if $M_{\mathcal{X}} \approx \tilde{M}$. The VV effective operators we have been working with in this study are generated by integrating out other states at the cutoff scale Λ .

The coupling of the Φ_B, Φ' with the SM could be, for example, via the SM Higgs H via $\mathcal{L}_{\text{int}} \supset -(\kappa \Phi_B^* \Phi_B + \kappa' \Phi'^* \Phi') H^\dagger H$. In contrast, there are no renormalizable operators directly coupling the \mathcal{X} to the SM fields that conserve baryon number and the SM gauge symmetries. It is perhaps worth clarifying that the one operator which could have done this, namely, $\bar{\mathcal{X}} L \cdot H$, is also disallowed since \mathcal{X} carries nonzero B number. If κ, κ' are sizable, the Φ_B, Φ' are kept in thermal equilibrium with the SM, and if $\tilde{y}, y' \ll 1$ the \mathcal{X} may not be in TE. In this case a significant \mathcal{X} number density builds-up only after the $\Phi \rightarrow \mathcal{X}\mathcal{X}$ decay epoch, provided $M_{\Phi} \gtrsim 2M_{\mathcal{X}}$. Let us assume that this situation holds. Here, we denote by Φ either of the $\{\Phi_B, \Phi'\}$ as it is not important to keep the distinction below.

Following $\Phi \rightarrow \mathcal{X}\mathcal{X}$ decays, we can write from energy conservation, $M_{\Phi} n_{\Phi} \approx M_{\mathcal{X}} n_{\mathcal{X}}$, assuming that the Φ, \mathcal{X} are not too relativistic. Thus $n_{\mathcal{X}} \approx (M_{\Phi}/M_{\mathcal{X}}) n_{\Phi}^{(eq)}(T)$ owing to our assumption that Φ was in thermal equilibrium before it decayed. This implies a \mathcal{X} overdensity at $x = x_b \equiv M/\Lambda$ of

$$\delta_{\mathcal{X}}(x_b) \equiv n_{\mathcal{X}}(x_b)/n_{\mathcal{X}}^{(eq)}(x_b) = Y_{\mathcal{X}}(x_b)/Y_{\mathcal{X}}^{(eq)}(x_b) = (M_{\Phi}/M_{\mathcal{X}}) Y_{\Phi}^{(eq)}(x_b)/Y_{\mathcal{X}}^{(eq)}(x_b) . \quad (18)$$

If \mathcal{X} is decoupled, the relaxation time for this \mathcal{X} overdensity could be significantly long. Since the exact value of $\delta_{\mathcal{X}}$ is dependent on the UV completion details, we present our results for various values of $\delta_{\mathcal{X}}$ for BP-1B.

C The decay rate and scattering cross sections in the benchmark points

Here we collect the functional forms of the thermally averaged decay and scattering rates and cross sections $\langle \Gamma \rangle, \langle \Delta \Gamma \rangle, \langle \sigma v \rangle, \langle \Delta \sigma v \rangle, \langle \Gamma' \rangle$ as a function of $x = M_\chi/T$ that we have used in our numerical work. From the results of Ref. [5], we can extract powers of M_χ and Λ , and define dimensionless rates and cross sections as

$$\langle \Gamma_0 \rangle = |g|^2 \frac{M_\chi^5}{\Lambda^4} \langle \hat{\Gamma}_0 \rangle, \quad \langle \Delta \hat{\Gamma}_{01} \rangle = \text{Im}(g^4) \left\{ \frac{M_\chi^9}{\Lambda^8}, \frac{M_\chi^7}{\Lambda^6} \right\} \langle \Delta \hat{\Gamma}_{01} \rangle, \quad (19)$$

$$\langle \sigma_0 v \rangle = |g|^2 \frac{M_\chi^2}{\Lambda^4} \langle \hat{\sigma}_0 v \rangle, \quad \langle \Delta \hat{\sigma}_{01} v \rangle = \text{Im}(g^4) \left\{ \frac{M_\chi^6}{\Lambda^8}, \frac{M_\chi^4}{\Lambda^6} \right\} \langle \Delta \hat{\sigma}_{01} v \rangle, \quad (20)$$

$$\langle \Gamma'_0 \rangle = |g|^4 \frac{M_\chi^9}{\Lambda^8} \langle \hat{\Gamma}'_0 \rangle, \quad (21)$$

where we have scaled the rates with appropriate powers of g , and shown as $\{ \cdot, \cdot \}$ the single operator (BP-A) and multiple operator (BP-B) contributions respectively. We note the extra suppression of M_χ^2/Λ^2 in $\langle \Delta \hat{\Gamma}_{01} \rangle, \langle \Delta \hat{\sigma}_{01} v \rangle$ for BP-A relative to BP-B.

The following functions mimic adequately well the magnitude and x dependence of the rates and cross sections computed in Ref. [5] for the single and multiple operator benchmark points BP-A and BP-B respectively.

$$\langle \hat{\Gamma}_0 \rangle(x) = 1.7 \times 10^{-6} \frac{K_1(\hat{M}x)}{K_2(\hat{M}x)}, \quad \langle \Delta \hat{\Gamma}_{01} \rangle(x) = -1.4 \times 10^{-9} \frac{K_1(\hat{M}x)}{K_2(\hat{M}x)} \quad (\text{for BP-A}), \quad (22)$$

$$\langle \hat{\Gamma}_0 \rangle(x) = 2 \times 10^{-5} \frac{K_1(\hat{M}x)}{K_2(\hat{M}x)}, \quad \langle \Delta \hat{\Gamma}_{01} \rangle(x) = -6 \times 10^{-11} \frac{K_1(\hat{M}x)}{K_2(\hat{M}x)} \quad (\text{for BP-B}).$$

For the thermally averaged scattering cross section, combining SC-1 and SC-2, we take as a fit function a Gaussian core function with a power-law tail given by

$$\langle \hat{\sigma}_0 v \rangle(x) = 12.7 \begin{cases} 0.1 + 0.9 e^{-(x-0.5)^2/0.25^2} & x \leq 0.5 \\ 0.001/x + (1 - 0.001/x) e^{-(x-0.5)^2/0.5^2} & x > 0.5 \end{cases} \quad (\text{for BP-A}), \quad (23)$$

$$\langle \Delta \hat{\sigma}_{01} v \rangle(x) = -0.04 \begin{cases} e^{-(x-0.5)^2/0.25^2} & x \leq 0.5 \\ 0.1/x + (1 - 0.1/x) e^{-(x-0.5)^2/0.75^2} & x > 0.5 \end{cases} \quad (\text{for BP-A}),$$

$$\langle \hat{\sigma}_0 v \rangle(x) = 3.5 \begin{cases} e^{-(x-0.5)^2/0.15^2} & x \leq 0.5 \\ 0.01/x + (1 - 0.01/x) e^{-(x-0.5)^2/0.5^2} & x > 0.5 \end{cases} \quad (\text{for BP-B}),$$

$$\langle \Delta \hat{\sigma}_{01} v \rangle(x) = -0.3 \begin{cases} e^{-(x-0.5)^2/0.18^2} & x \leq 0.5 \\ 0.1/x + (1 - 0.1/x) e^{-(x-0.5)^2/0.5^2} & x > 0.5 \end{cases} \quad (\text{for BP-B}).$$

For the $UDD \rightarrow U^c D^c D^c$ process we take the thermally averaged scattering rate

$$\langle \hat{\Gamma}'_0 \rangle = \begin{cases} 0.4 \left[0.25 K_1(\hat{M}x)/K_2(\hat{M}x) + e^{-(x-0.25)^2/0.15^2} \right] & (\text{for BP-A}) \\ 6 \left[K_1(\hat{M}x)/K_2(\hat{M}x) + 0.1 e^{-(x-0.25)^2/0.15^2} \right] & (\text{for BP-B}) \end{cases}. \quad (24)$$

References

- [1] A. D. Sakharov, “Violation of CP Invariance, C asymmetry, and baryon asymmetry of the universe,” *Pisma Zh. Eksp. Teor. Fiz.* **5**, 32-35 (1967) doi:10.1070/PU1991v034n05ABEH002497
- [2] E. W. Kolb and M. S. Turner, “The Early Universe,” *Front. Phys.* **69**, 1-547 (1990) doi:10.1201/9780429492860
- [3] J. M. Cline, “Baryogenesis,” [arXiv:hep-ph/0609145 [hep-ph]].
- [4] S. Gopalakrishna and R. Tibrewala, “Effective theory for baryogenesis with a Majorana fermion pair coupled to quarks,” *Phys. Rev. D* **107**, no.11, 115029 (2023) doi:10.1103/PhysRevD.107.115029 [arXiv:2211.12115 [hep-ph]].
- [5] S. Gopalakrishna and R. Tibrewala, “Baryon Asymmetry from the Decay and Scattering of a Majorana Fermion Pair Coupled to Quarks,” [arXiv:2311.14636 [hep-ph]].
- [6] N. Aghanim *et al.* [Planck], “Planck 2018 results. VI. Cosmological parameters,” *Astron. Astrophys.* **641**, A6 (2020) [erratum: *Astron. Astrophys.* **652**, C4 (2021)] doi:10.1051/0004-6361/201833910 [arXiv:1807.06209 [astro-ph.CO]].
- [7] S. Navas *et al.* [Particle Data Group], “Review of particle physics,” *Phys. Rev. D* **110**, no.3, 030001 (2024) doi:10.1103/PhysRevD.110.030001
- [8] M. Fukugita and T. Yanagida, “Baryogenesis Without Grand Unification,” *Phys. Lett. B* **174**, 45-47 (1986) doi:10.1016/0370-2693(86)91126-3
- [9] E. W. Kolb and S. Wolfram, “Baryon Number Generation in the Early Universe,” *Nucl. Phys. B* **172**, 224 (1980) [erratum: *Nucl. Phys. B* **195**, 542 (1982)] doi:10.1016/0550-3213(82)90012-8
- [10] Wolfram Research, Inc., *Mathematica*, Version 14.0, Champaign, IL (2024).
- [11] S. Gopalakrishna *et al.*, “Neutron-antineutron Oscillation due to Majorana Fermions with Vector Interactions to Quarks,” work in progress.
- [12] G. 't Hooft, “Symmetry Breaking Through Bell-Jackiw Anomalies,” *Phys. Rev. Lett.* **37**, 8-11 (1976) doi:10.1103/PhysRevLett.37.8
- [13] F. R. Klinkhamer and N. S. Manton, “A Saddle Point Solution in the Weinberg-Salam Theory,” *Phys. Rev. D* **30**, 2212 (1984) doi:10.1103/PhysRevD.30.2212
- [14] V. A. Kuzmin, V. A. Rubakov and M. E. Shaposhnikov, “On the Anomalous Electroweak Baryon Number Nonconservation in the Early Universe,” *Phys. Lett. B* **155**, 36 (1985) doi:10.1016/0370-2693(85)91028-7
- [15] J. A. Harvey and M. S. Turner, “Cosmological baryon and lepton number in the presence of electroweak fermion number violation,” *Phys. Rev. D* **42**, 3344-3349 (1990) doi:10.1103/PhysRevD.42.3344
- [16] S. Dodelson, “*Modern Cosmology*,” Academic Press, 2003, ISBN 978-0-12-219141-1