

Revitalizing Electoral Trust: Enhancing Transparency and Efficiency through Automated Voter Counting with Machine Learning

Mir Faris^a, Syeda Aynul Karim^a, Md. Juniadul Islam^a

^a*Department of Computer Science, American International University-Bangladesh, Dhaka-1229, Bangladesh*

Abstract

This study aims to investigate the feasibility of utilizing sophisticated image processing techniques for automated voter counting as a solution to problems related to manual vote counting during electoral processes. The goal of the study is to clarify how automated systems that make use of state-of-the-art technologies like OpenCV, CVZone and the MOG2 algorithm could significantly improve election operations' efficiency and transparency. The empirical results highlight the potential of automated voter counting to improve voting procedures and restore public faith in election results, especially in areas where trust is low. The study also stresses the use of strict measures, like the F1 score, to evaluate automated systems' accuracy in comparison to manual counting techniques in a methodical manner. This methodology enables a detailed comprehension of the differences in performance between automated and human counting techniques by providing a nuanced assessment. The incorporation of said measures serves to reinforce an extensive assessment structure, guaranteeing the legitimacy and dependability of automated voting systems inside the electoral sphere.

Keywords: Automated Voter Counting, Image Processing, MOG2 Algorithm, Public Trust, Machine Learning.

1. Introduction

Elections are essential for the functioning of democratic societies. Ensuring their fairness and transparency is crucial for maintaining the trust of the electorate. However, in many parts of the world, manual vote counting has proven to be a flawed system. The time-intensive nature of manual counting introduces human error, inefficiencies, and opportunities for manipulation. These issues often culminate in a loss of public confidence, particularly in under developing nations where election outcomes are frequently contested.

In this study, It is investigated how modern technologies, particularly machine learning and image processing, can be applied to solve these issues. By automating the voter counting process, aimed to minimize human error and improve efficiency, accuracy, and transparency in electoral systems. This paper specifically focuses on Bangladesh as a case study, where electoral mistrust has become a prominent issue throughout the elections [1].

1.1. Background

The democratic process, as the foundation of modern societies, gives citizens the fundamental right to vote and actively participate in the choosing of their leaders. At the core of this democratic exercise lies the crucial need for accurate and efficient voter counting [2]. Democracy depends on the integrity of elections, yet traditional manual vote counting is labour-intensive, and time-consuming, and it sometimes causes major delays in the reporting of results. Additionally, the potential for human error introduces a significant risk to the accuracy of the count, raising concerns about the transparency and fairness of the electoral process [3]. Election results in Bangladesh and other nations have become less credible and accurate due to human vote counting. The discrepancy between election commission reports and public opinion has led to a serious crisis of trust in democracy in Bangladesh, as it has in many

Email addresses: mirfaris79@gmail.com (Mir Faris), syedaishmee19@gmail.com (Syeda Aynul Karim), islammdjuniadul@gmail.com (Md. Juniadul Islam)

other places [4]. Autonomous vote counting is essential for transparency and confidence since mistrust undermines democracy, particularly in Bangladesh. Automated voter counting systems, especially those incorporating image processing techniques and transparency measures like CCTV installations, hold the potential to revolutionize the electoral process[5]. Technological innovations can speed up vote counting, reduce mistakes, increase transparency, simplify elections, and contribute to rebuilding public confidence in the political process. One example of this is IoT systems that combine CCTV with person recognition. A potential remedy for the problems associated with manual vote counting is automated voter counting that makes use of IoT and image processing [6][7]. The use of image processing in this new method aims to capture ballot images, which could lower the time and expense of manual vote counting while enhancing accuracy, as proven in several studies. Lin et al. [8] demonstrates how residual and convolutional layers are used by deep learning frameworks for video-based car counting. Another study introduces an automatic measuring and counting procedure using multiple picture analyses, streamlining the process with minimal calibrations [9]. In a different context, researchers propose a new method for detecting and counting trees in aerial images using image processing techniques and machine learning algorithms [10]. Additionally, Arputhamoni and Saravanan [11] introduces an intelligent online voting system uses image processing, convolutional neural networks (CNNs), and biometrics, such as fingerprint and face recognition. This study attempts to decrease voter turnout by tackling electoral fraud in India and demonstrating how voter digitization can improve Bangladeshi election accuracy by using machine learning to enable transparent and reliable automated vote counting.

1.2. Problem Statement

A chronic mismatch between official voter turnout and public perception poses serious difficulties to Bangladesh's democracy and creates a crisis of faith in the political process. By adding to the time and chance of human error, manual vote counting exacerbates these problems. In order to give a dependable and transparent solution, this study attempts to investigate automated voter counting using cutting-edge image processing technology. This will finally restore legitimacy and trust in the electoral system and inspire Bangladeshi voters to have newfound hope in democracy.

1.3. Research Motivation

The study discusses the problems that the voting system in Bangladesh is facing, where a large discrepancy between recorded voter turnout and public opinion has resulted in a crisis of faith in free and fair elections. This confidence has been further undermined by the laborious and error-prone manual vote counting process. Thus, there is a pressing need for creative ways to improve the voting process's dependability and transparency. The goal of this research is to demonstrate the efficacy of an automated voter counting system that employs image processing techniques in lowering errors and regaining public confidence. This thesis advances the conversation on electoral reform by highlighting the function of technology in fostering integrity and transparency.

1.4. Research questions:

The primary research questions were:

RQ1: Can an automated voter counting system using machine learning and image processing serve as a reliable alternative to manual vote counting?

RQ2: How does the adoption of such a system improve public trust in the electoral process, especially in countries like Bangladesh with significant trust deficits?

1.5. Objectives

The primary objectives of this research are:

- 1.5.1. To develop and test an automated voter counting system using advanced image processing technologies such as OpenCV, CVZone, and the MOG2 algorithm.*
- 1.5.2. To compare the system's performance in terms of accuracy, efficiency, and speed against traditional manual vote counting.*
- 1.5.3. To evaluate the broader impact of the system on public trust and electoral transparency.*
- 1.5.4. To explore the scalability of the system for use in national elections, especially in regions with significant political and social challenges.*

2. Literature Review

The electoral process in community totally based on the electorate system management where corruption on the integrity and fairness of proper vote counting issue is under concern by the citizens of respected countries especially Bangladesh [12]. The article presents a contentious proposal for improving public confidence through the use of a computerized voting tabulation mechanism that monitors individual voter participation, with the goal of promoting fairness in elections. It emphasizes the importance of "canvassing" in counting and authenticating ballots, giving special attention to state laws that uphold openness in electoral activities. There are manual and electronic voting process while majority used manual and sparingly used the EVM (Electronic Voting Machine) in different city corporation election. As claims from the Bangladesh Nationalist parties and other political parties goes against EVM that likely to be rigged [13][14].

2.1. Traditional Voting

As Bangladesh polling utmost relying upon manual voting, a ballot paper based system that consisting of controversies on electoral fraud. The voting procedures with EVM is also correlated, yet the Bangladesh Election Commission (BEC) stated the EVM will not be used in 2024 election due to financial issues to supply all the 300 constituencies [15]. Typical voting process arises from voter's arrival at their designated polling station till they return the special marking stamp to the Assistant Presiding Officer after submitting the paper in the ballot box. The voter first reaches the first polling officer to check the entry as a voter then head towards second polling officer who inspects the voter's thumb with indelible ink. Then voter reaches to assistant presiding officer to conclude the process. The problem arises when sometimes name does not appear on the voter list, already ticked the list or spoilt paper issues sums up [16]. Perhaps, it is sometimes hard to maintain all the voters count process and insidious rigging manually with the organized personnel.

2.2. Human Detection and Count

Machine learning technology implemented and installing the necessary equipment in situated camera on the purpose of counting voters at the polling booth entry. Every human body has inconsistent features which can be used to uniquely identify each of them using deep learning algorithms. The entry of the polling booths should be cautious enough to maintain the voters line and ensure the discipline manually. This proposes a concept to count the total inputs observation into booths and display on every constituency and media officially to verify the accuracy of ballot inputs. OpenCV is used as an open source platform along with python library CVZone, and algorithms are Haar Cascade and CNN deep learning ML models. OpenCV is stated to be an open source computer vision library considering especially complicated image processing and detecting objects via algorithms. It is applied in a number of real-world situations. It facilitates improved object recognition, gesture comprehension, and human-computer interaction. It is utilized, for instance, in facial recognition, camera tracking, and motion comprehension [17]. It also aids with activities like measuring distances and deriving 3D information from multi-camera photos. To put it another way, OpenCV can be thought of as a tool that aids computers in seeing and comprehending the world around them. Examples of this kind of assistance include facial recognition in photos and guiding robots around their environment[18]. A Python package called CVZone facilitates mediapipe operation. Because of its ability to process both audio and visual input, it simplifies tasks like recognizing faces, tracking hand motions, calculating body positions, and identifying facial features. To put it another way, CVZone facilitates the analysis of sounds and movies, which makes it simpler to perform interesting tasks like hand tracking and facial recognition in videos [19]. Thus, human detection and counting the voters by using this source of libraries possibly a better option as the system would need human features in its tasks.

2.3. MoG2

An algorithm to efficiently detect object by subtracting the background and reading its movement to count the voters individually, Mixture of Gaussian 2 (MoG2) is suitable for real time. For every pixel in a video clip, the MoG2 technique tracks multiple Gaussian distributions simultaneously. In contrast to MoG, MoG2 preserves unique density functions for every pixel, which enables it to efficiently handle and integrate intricate multi-modal background distributions. According to Mohamed et al. [20], the Mixture of Gaussians (MoG) approach proves advantageous in outdoor settings as it excels in distinguishing and suppressing non-stationary objects often considered as noise, like moving leaves or shifting sky patterns. It functions by maintaining a background model that is updated every time a new frame of video is captured [21]. This feature significantly reduces its memory demands compared to non-recursive methods, enhancing its computational efficiency while maintaining reliability in object detection. The Mixture of Gaussian (MOG) approach was presented by Stauffer and Grimson as a way to describe background information pixel-by-pixel. The method of this approach was to improve the intensity and variance mean for each and every individual pixel in real time, while also changing the background continually. As MoG2 technology determines the appropriate number of Gaussian distributions for each pixel automatically. It might even choose whether or not to detect shadows with it. Because this approach can adapt to different lighting conditions, it works effectively in a variety of scenarios. MOG2 is updated version of MoG, generating similar approach with extra features [22]. By using this method, the model can adjust to changing lighting and dynamic changes in the surroundings, which helps it distinguish between various background modes that are present in the scene.

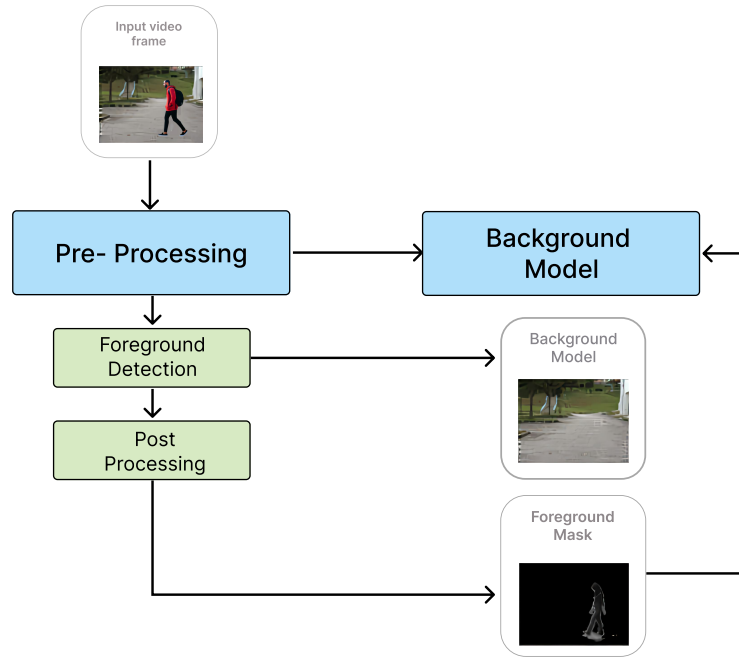


Fig. 1. MOG2 background subtraction algorithm process

This image [Figure 1](#) illustrates the background subtraction process. The process starts with preparing the input video frames, then moves on to background modeling to identify the foreground. The background model is constantly adjusted, and post-processing is used to enhance the accuracy of detecting moving objects by refining the foreground mask.

2.4. Related Works

These papers subjected on object detecting and count it that concluding issues for an electoral controversial solution. A computer vision-based method for person counting and monitoring entrances and exits inside a scene is

presented in the publication "*Robust Background Subtraction Based Person's Counting from Overhead View*." After testing a number of background reduction techniques with an overhead camera, the study concludes that the Mixture of Gaussian (MoG) algorithm works best for top-down person counting. This method tracks people entering and leaving the area by using a predefined virtual zone. Based on the ground truth of the created dataset with the abridgment of limited subject in constrained environment, the algorithm achieves high accuracy: 98% for entries and exits within the virtual zone and 98% for human counting. The MoG approach demonstrates strong noise rejection and flexibility, with room for further development to identify additional users, ascertain their directions of movement, and incorporate classification techniques for more extensive datasets [23].

According to Uke and Thool [18], the paper introduces a smart counting and vehicle detection system created using Visual C++ and also Intel's OpenCV, utilizing OpenCV image enhancement kits for implementation. In today's busy traffic scenarios, accurately monitoring vehicles is crucial for tasks such as highway oversight, traffic flow planning, and toll collection. What's intriguing about this system is its reliance on Computer Vision techniques, ensuring seamless installation and adaptable functionality. It's cost-effective, portable, and proficient at identifying various vehicle types—ranging from light vehicles to heavy ones and motorcycles. Rigorous testing on a standard laptop validated its efficiency in real-time vehicle counting using methods like background subtraction and image filtering. Moreover, its ability to count vehicles from both live feeds and pre-recorded videos positions it as a potential game-changer in optimizing traffic management systems.

About the paper to count passengers in a bus, the application of OpenCV's MOG2 algorithm for accurate passenger counting in a ticket-less bus service during a housing fair is described in depth in the paper. In order to track passengers, it combines shape detection and picture analysis, focusing on the number of people entering and leaving various bus stops. Route optimization and statistical data collection are the main goals in order to prepare for future events. This study demonstrates how computer vision techniques, particularly the MOG2 algorithm with OpenCV, can be used to accurately and economically count the number of individuals in situations when more traditional methods fall short [24]. Experimental results were demonstrated using real-time video captured from a single camera, confirming its practical suitability and performance.

Sabancı et al. [25] argues the vital junction of computer-human interaction and image processing, particularly in systems employing cameras to count in library. The writers stress how crucial object identification is to improving computer capabilities—particularly in dynamic contexts. They discuss problems including the intricacies of real-time processing and provide fixes like shadow detection and background reduction. Notably, the integration of Internet of Things (IoT) concepts, utilizing the Thingspeak platform, is introduced for efficient data transfer. After that, the paper turns to a practical application and presents an autonomous system designed specifically for people counting in spaces. Originally created to help students discover study areas during exam weeks, this system demonstrates adaptability for more general applications including sensor data transfer. The project's potential significance is emphasized by the authors, who also highlight how it might help overcome certain obstacles and show how scalable it is for a range of sensor-related demands.

In order to detect criminal activity in public areas, the article "*Motion and Object Recognition for Crime Prediction and Forecasting: A Review*" suggests using an algorithm to create an automated surveillance system [26]. The technology uses motion detection and object classification based on machine learning with the goal of improving public safety. Techniques for feature extraction, detection, and motion are essential for spotting patterns that point to aggressive or strange behavior. The project uses OpenCV for background subtraction including the MOG2 algorithm, video feed recording, and Python and Computer Vision are used to implement motion detection. By analyzing CCTV camera footage, the system can differentiate between routine and questionable activity in public areas. Important procedures including dataset preparation, pre-processing, model training, and evaluation are part of the detection process. By assisting law enforcement authorities in identifying patterns and contributing causes to violent behavior, the goal is to prevent violent situations through early intervention. The system exhibits the varied application of technology in crime prediction and prevention by directing police patrols towards potential criminal activities through the implementation of machine learning algorithms.

"*Pedestrian flow counter using image processing*" presents a human counting system that counts people reliably in a variety of settings, including retail stores, malls, and ATMs [27]. It does this by using Image Processing techniques. The system uses a WiFi feed from an IP CCTV camera overhead that is processed by Python's OpenCV module. To reduce noise and improve blobs, morphological treatments are conducted frame-by-frame to the live video input. Blob coordinates are extracted using the contours approach, which enables efficient tracking and counting inside predeter-

mined frame zones. The report goes into great detail about how lighting, camera angle, camera height, and range of vision affect counting accuracy. For effective operation, the suggested People Counter Combines Blob Tracking, Area Contours, and Background Subtraction. Morphological changes are used to ensure correct background subtraction. Important environmental issues include illumination and camera angle. Because image processing requires a lot of computing power, the paper also compares the performance of an expensive GPU-powered i5 processor with other onboard processors .

3. Methodology

A mixed-method approach is used in the study, which combines quantitative examination of computer vision-based automated vote counting with qualitative analysis of electoral transparency issues. The study evaluates the accuracy and effectiveness of real-time voter counting in the 2024 elections using the Mog2 algorithm and libraries such as CVZone and OpenCV respectively. A mixed-method approach is used in the study, which combines quantitative examination of computer vision-based automated vote counting with qualitative analysis of electoral transparency issues. The study evaluates the accuracy and effectiveness of real-time voter counting in the 2024 elections using the Mog2 algorithm and libraries such as CVZone and OpenCV respectively.

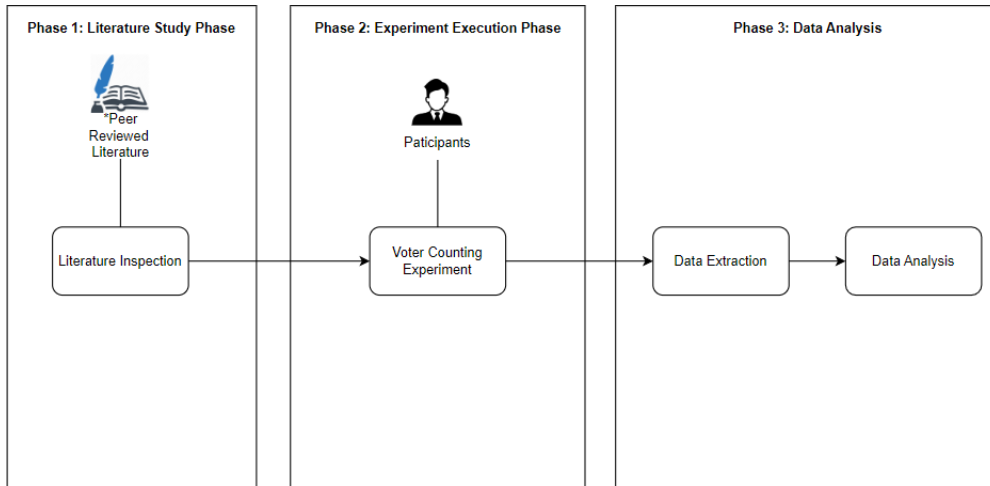


Fig. 2. All The Phases of the Evaluation Process.

3.1. Phase 1: Literature Review

Examining previous studies on computer vision integration, image processing techniques, and automated voter counting systems in election processes is the main goal of the literature review phase. This entails combining various studies, evaluating the advantages and disadvantages, looking at case studies from around the world, and seeing patterns to guide the development of transparent, reliable, and accurate voting systems.

3.1.1. Comprehensive Literature Search

Conduct a meticulous and systematic review of a diverse range of academic databases, journals, conference proceedings, and authoritative publications to assemble a comprehensive collection of relevant literature.

3.1.2. Thematic Categorization

Organize the gathered literature into distinct themes, encompassing topics such as advanced image processing algorithms, the utilization of computer vision in voting systems, and the evolution of automated voter counting mechanisms.

3.1.3. Critical Synthesis

Perform a critical synthesis of the identified literature, emphasizing the strengths, weaknesses, trends, and gaps in existing methodologies. This synthesis will provide a nuanced understanding of the current state of automated voter counting systems.

3.1.4. Cross-disciplinary Exploration

Incorporate interdisciplinary research to gain a comprehensive knowledge that encompasses technology, ethics, and government.

3.2. Phase 2: Voter Counting Experiment

The second phase endeavors to conduct a meticulously designed experiment emulating a real-world voting scenario. This involves recording the voting process and implementing cutting-edge computer vision techniques for automated voter counting.

3.2.1. Experimental Design

Establish a controlled voting environment, ensuring its authenticity and representatives of actual voting scenarios. Consider factors such as participant behavior, spatial dynamics, and potential challenges.

3.2.2. Placement of Device

The device should be placed on a suitable clear view area in front of booth entry.

3.2.3. High-Resolution Recording

Employ state-of-the-art video recording equipment to capture the entire voting process with meticulous attention to detail, ensuring clarity in individual movements and interactions. It requires high level device for capturing the modern included features.

3.2.4. Advanced Computer Vision Implementation

This work employs OpenCV's MOG2 algorithm, which is essential for automated voter counting, to detect people accurately through efficient background subtraction. The incorporation of CVZone improves dynamic motion tracking, and the generation of dynamic lines boosts entry/exit demarcation, lowering miscounts and improving system accuracy.

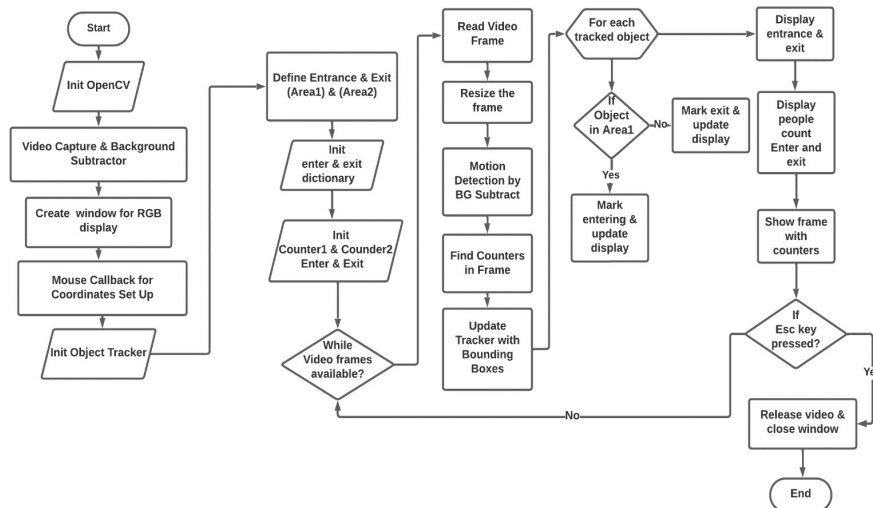


Fig. 3. A comprehensive flow chart diagram.

3.2.5. Monitoring Environment Variables

Keeping an eye on how environmental factors affect the precision of the automated counting system when voting in order to conduct a thorough investigation. Such as MOG2 on contradiction to selection of shadow.

3.2.6. Quantitative Data Collection

Systematically extract quantitative data encompassing the number of individuals entering and exiting the voting area throughout the recorded session.

3.3. Phase 3: Data Analysis

The third phase involves a rigorous analysis of the extracted data, comparing automated voter counting results with manually derived ground truth to evaluate the accuracy, efficiency, and reliability of the implemented system.

3.3.1. Data Extraction and Transformation

Extract pertinent data points from the recorded video, employing advanced data transformation techniques to ensure compatibility and coherence.

3.3.2. Ground Truth Establishment

Establish a robust ground truth by manually counting individuals in the recorded video, serving as a benchmark for evaluating the accuracy of the automated voter counting system.

3.3.3. Quantitative and Qualitative Analysis

In the quantitative analysis phase, the evaluation of the automated voter counting system will extend beyond traditional metrics like accuracy and precision. The inclusion of the F1 score adds a layer of sophistication to the assessment by considering both precision and recall simultaneously [28]. This is crucial, especially in scenarios where imbalanced datasets or equitable consideration of false positives and false negatives are paramount. The F1 score is a metric often used in machine learning and statistics to evaluate the effectiveness of a classification model, especially when dealing with imbalanced datasets or confusion matrices. It offers a balance between these two measurements and is the harmonic mean of recall and precision. Precision (also called positive predictive value) can be calculated by dividing the total number of positive predictions by the number of real positive forecasts. It gauges how accurate positive forecasts are. The mathematical process of positive forecasts [29] are:

$$\text{Precision} = \frac{TP}{TP + FP} \quad (1)$$

Recall (also called sensitivity or true positive rate) is the number of true positive predictions divided by the total number of actual positive instances. It measures the ability of the model to capture all the positive instances. The mathematical process of Recall [30] is:

$$\text{Recall} = \frac{TP}{TP + FN} \quad (2)$$

The harmonic mean of recall and precision is then used to compute the F1 score. The mathematical process of F1 score [31] is:

$$F1 \text{ Score} = 2 \times \frac{\text{Precision} \times \text{Recall}}{\text{Precision} + \text{Recall}} \quad (3)$$

The F1 score ranges from 0 to 1, where 1 indicates perfect precision and recall, and 0 indicates the worst performance. It is a useful metric when there is an uneven class distribution or when both false positives and false negatives are important considerations for the task at hand [28].

3.4. Statistical Significance Testing

Apply robust statistical methods to assess the significance of disparities between automated and manual counting results, providing a scientific basis for the system's efficacy.

3.5. Comprehensive Result Presentation

Present findings comprehensively, incorporating visualizations, statistical summaries, and insights into the strengths and weaknesses of the automated voter counting system. Propose areas for refinement and potential avenues for future research.

4. Results

The results section presents the findings of the experiment. It demonstrate how the automated voter counting system performed under various conditions, with a particular focus on accuracy and efficiency.

4.1. Overview

The automated voter counting system was developed using a custom dataset, created with the collaboration of friends, simulating a voting environment. The dataset was generated by recording individuals using a camera within this simulated voting setting. The following processes were applied to the recorded data using OpenCV, CVZone, and the MOG2 algorithm.

4.2. Data Collection

The custom dataset was systematically collected, capturing individuals participating in the voting simulation. Utilizing OpenCV, CVZone, and the MOG2 algorithm, the recorded video frames were processed to identify and count individuals entering and exiting the voting area.



Fig. 4. Dataset for voter counting.

This image [Figure 4](#) provides a visual representation of the data collection process in the voting simulation, employing advanced computer vision techniques. Utilizing a custom dataset meticulously gathered during the simulation, the image showcases the successful application of OpenCV, CVZone.

4.3. Analysis of Results

The effectiveness of the automated voter counting system was assessed by comparing its output with manually verified ground truth data. As shown in Table 1, the system performed well across multiple test scenarios involving different numbers of participants. Each scenario measured the system's ability to accurately count both entries and exits within the polling area.

This table [1](#) delves into the specifics of system performance, presenting the accuracy in counting people entering and exiting in various scenarios. The consistent accuracy of 99.15% across different situations highlights the reliability of the system. The overall accuracy remains robust at 99.15 % indicating the system's effectiveness in accurately detecting and counting individuals in the dynamic voting environment.

Let's define the following:

For entering:

Table 1: Experimental Results of Automated Voter Counting System

Number of People	Entering Accuracy	Leaving Accuracy	Average Accuracy
2	100%	100%	100%
4	100%	100%	100%
10	100%	98.3%	99.15%

- True Positives (TP_{enter}): 30 (people who both entered and were counted)
- False Positives (FP_{enter}): 0 (people who were counted as entering but did not enter)
- False Negatives (FN_{enter}): 0 (people who entered but were not counted)

$$\text{Precision} = \frac{TP_{\text{enter}}}{TP_{\text{enter}} + FP_{\text{enter}}} = \frac{30}{30 + 0} = 1$$

$$\text{Recall} = \frac{TP_{\text{enter}}}{TP_{\text{enter}} + FN_{\text{enter}}} = \frac{30}{30 + 0} = 1$$

$$F1_{\text{enter}} = 2 \times \frac{\text{Precision} \times \text{Recall}}{\text{Precision} + \text{Recall}} = 1 = 100\%$$

For exiting:

- True Positives (TP_{exit}): 29 (people who both exited and were counted)
- False Positives (FP_{exit}): 1 (people who were counted as exiting but did not exit)
- False Negatives (FN_{exit}): 1 (people who exited but were not counted)

$$\text{Precision} = \frac{TP_{\text{exit}}}{TP_{\text{exit}} + FP_{\text{exit}}} = \frac{29}{30}$$

$$\text{Recall} = \frac{TP_{\text{exit}}}{TP_{\text{exit}} + FN_{\text{exit}}} = \frac{29}{30}$$

$$F1_{\text{exit}} = 2 \times \frac{\text{Precision} \times \text{Recall}}{\text{Precision} + \text{Recall}} = 0.983 = 98.3\%$$

Next step is to calculate precision, recall, and F1 score for both entering and exiting, and then find the average.

Average F1 Score:

$$\text{Average F1Score} = \frac{F1_{\text{enter}} + F1_{\text{exit}}}{2} = \frac{1 + 0.983}{2} = 0.9915 = 99.15\%$$

Table 2: Overview of People Counting Accuracy

Activity	Counting Result	Details
People Enter	100%	Perfect accuracy in counting people entering the voting environment.
People Exit	98.3%	High accuracy of 98.3% in counting people exiting the voting area.
Overall Counting Average	99.15%	Impressive accuracy of 99.15% when considering both entry and exit scenarios.

This table 2 outlines the accuracy of the automated voter counting system in different scenarios. Notably, the system achieved perfect accuracy in counting individuals entering the voting environment, showcasing its precision. Moreover, the high accuracy of 98.3% in counting people exiting reflects the system’s effectiveness. The overall counting average reached an impressive 99.15%, emphasizing the reliability of the system in monitoring both entry and exit scenarios.

Table 3: Implementation Details and Findings

Implementation	Details	Findings
Libraries Used	CVZone and OpenCV	Utilized for real-time video frame analysis, object detection, and tracking individuals in the voting environment.
Algorithm Used	MOG2	Applied for background subtraction, enhancing the accuracy of object identification.
Dataset	Created a voting environment dataset	Used to monitor people entering and exiting, simulating a real-world voting scenario.
Data Collection	Quantitative data on individuals	Collected information on the number of people entering and exiting based on video recordings.
Accuracy Achieved	99.15%	Successfully detected and counted individuals in the voting environment.

This table 3 provides insights into the implementation details of the automated voter counting system. The use of CVZone and OpenCV libraries, coupled with the MOG2 algorithm, enabled real-time video frame analysis, object detection, and tracking of individuals. The creation of a voting environment dataset facilitated the simulation of real-world scenarios, contributing to the systematic collection of quantitative data. The system achieved an impressive accuracy of 99.15%, successfully detecting and counting individuals during the voting process.

4.4. Key Findings

Accuracy: The automated voter counting system demonstrated an accuracy rate of 99.15%, showcasing its effectiveness in accurately detecting and counting individuals within the voting environment. The utilization of the custom dataset, combined with the implementation of OpenCV, CVZone, and the MOG2 algorithm, yielded a robust automated voter counting system. The system’s accuracy of 99.15% and additional performance metrics emphasized its reliability in accurately counting individuals within a simulated voting environment. The findings from this analysis contribute to the advancement of automated systems for enhancing the efficiency and transparency of the electoral process.

5. Discussion

The automated system, in contrast to the traditional manual vote counting manner greatly increases the accuracy and efficiency levels. Manual counting is also error-prone, and unexpected discrepancies can arise between the results reported by nominated candidates. In comparison, an automated system can produce exact and up-to-date results swiftly without much error lead to a viable solution of enhancing the elections transparency as well as credibility.

Although accuracy of the system high, there are limitations were seen during experiment. Although, the system was somewhat sensitive to light changes and occlusions (where one voter would block another from camera view). This suggests that the system could be improved to more effectively navigate complex real-world scenarios.

6. Conclusion

To avoid the disadvantages of manual vote process image processing based automated system was introduced. Some computer vision and machine learning tools such as OpenCV, CVZone, MOG2 algorithm have been used to design the project. This rates over which reduce election efficiency dramatically. This approach has the potential

to do just that, with an accuracy rate of 99.15% port, and finally in places with weak electoral process trust such as Bangladesh. By offering precise input and output including real-time results, the approach can assuage fears about vote tampering and delays justification that tend to undermine corrupt processes. Further work may focus on integrating bio-metric or another authentication method of identity verification. Biometrics such as facial recognition system to make the system even more secure and reliable. As well as integration of database cloud computing where each registered citizen get detected uniquely. Additionally, to ensure the wide acceptance and success of these technologies, raising public awareness on data practices create special benefits of automated voter counting by extension. The legitimacy of democracy in eyes, is fixed and the mechanical components of vote counting are refined.

CRediT Authorship Contribution Statement

Mir Faris: Conceptualization, Investigation, Writing Original Draft, Research administration. & Editing, Resources. **Syeda Aynul Karim:** Methodology, Investigation, Research administration., Writing Original Draft, **Md Juniadul Islam:** Methodology, Investigation, Writing Original Draft, Writing - Review & Editing, Resources.

Declaration of interest's statement

There are no competing interests amongst the authors of this article, they declared. As far as the work we have submitted is concerned, we thus declare that we have no competing interests or affiliations.

References

- [1] M. Akhter, Electoral corruption in Bangladesh, Routledge, 2017. doi:10.4324/9781315201597.
- [2] R. Clark, [The importance of voting](https://www.castleton.edu/news-media/article/the-importance-of-voting/), accessed: 10 November 2023 (2020).
URL <https://www.castleton.edu/news-media/article/the-importance-of-voting/>
- [3] F. Lehoucq, Electoral fraud: Causes, types, and consequences, Annual review of political science 6 (1) (2003) 233–256. doi:10.1146/annurev.polisci.6.121901.085655.
- [4] TBS Report, [Ec urged to bring back trust in election system](https://www.tbsnews.net/bangladesh/we-are-not-holding-pointless-dialogues-cec-405258), retrieved from The Business Standard (2022).
URL <https://www.tbsnews.net/bangladesh/we-are-not-holding-pointless-dialogues-cec-405258>
- [5] A. Moniruzzaman, Technology can play a vital role in ensuring fair elections, prothom Alo English (2023).
URL <https://en.prothomalo.com/opinion/zmuferuryw>
- [6] N. Barney, C. Bernstein, Face detection, techTarget Enterprise AI (2023).
URL <https://www.techtarget.com/searchenterpriseai/definition/face-detection>
- [7] P. Kovelan, N. Thisenthira, T. Kartheeswaran, Automated attendance monitoring system using iot, in: 2019 International Conference on Advancements in Computing (ICAC), IEEE, 2019, pp. 376–379. doi:10.1109/ICAC49085.2019.9103412.
- [8] H. Lin, Z. Yuan, B. He, X. Kuai, X. Li, R. Guo, A deep learning framework for video-based vehicle counting, Frontiers in Physics 10 (2022) 829734. doi:10.3389/fphy.2022.829734.
- [9] S. Ashoka, M. Hanumanthappa, S. Mahendra, Automated voter system by using fingerprint and offline data set with texture image processing, in: Rising Threats in Expert Applications and Solutions: Proceedings of FICR-TEAS 2020, Springer, 2021, pp. 105–109. doi:10.1007/978-981-15-6014-9_13.
- [10] M. L. H. Bindhu, T. Potluri, C. B. Korra, J. Prasad, Detection and counting of trees in aerial images using image processing techniques, in: Communication, Software and Networks: Proceedings of INDIA 2022, Springer, 2022, pp. 181–189. doi:10.1007/978-981-19-4990-6_17.
- [11] S. J. J. Arputhamoni, A. G. SARAVANAN, online smart voting system using biometrics based facial and fingerprint detection on image processing and cnn, in: 2021 Third International Conference on Intelligent Communication Technologies and Virtual Mobile Networks (ICICV), IEEE, 2021, pp. 1–7. doi:10.1109/ICICV50876.2021.9388405.
- [12] P. Kovelan, N. Thisenthira, T. Kartheeswaran, Automated attendance monitoring system using iot, in: 2019 International Conference on Advancements in Computing (ICAC), IEEE, 2019, pp. 376–379. doi:10.1109/ICAC49085.2019.9103412.
- [13] K. R. Chowdhury, Bangladesh nixes plan to use electronic voting machines in next poll, benar News (2023).
URL <https://www.benarnews.org/english/news/bengali/bangladesh-poll-evms-01232023141536.html>
- [14] M. Geraty, This is how votes are counted and verified in u.s. elections, accessed on 3rd December, 2023 (2022).
URL <https://act.represent.us/sign/how-votes-are-counted/>
- [15] Dhaka Tribune, Bangladesh to scrap evms and conduct general polls with paper ballots, accessed on 15th December, 2023 (2023).
URL <https://www.livemint.com/news/world/bangladesh-to-scrap-evms-and-conduct-general-polls-with-paper-ballots-1168068170.html>
- [16] National Democratic Institute for International Affairs, Election Day Manual for Polling Agents: Monitoring Elections in Bangladesh, National Democratic Institute for International Affairs, 2002.
URL https://www.ndi.org/sites/default/files/1532_bd_electionmanual_5.pdf

- [17] Z. Y. Seitbatalov, H. Canbolat, S. K. Atanov, Z. S. Moldabayeva, A. E. Kyzzyrkanov, A. K. Maidanov, People counting system using opencv algorithms and edge computing for safety management, in: 2023 IEEE International Conference on Smart Information Systems and Technologies (SIST), 2023, pp. 66–71. doi:10.1109/SIST58284.2023.10223533.
- [18] N. Uke, R. Thool, Moving vehicle detection for measuring traffic count using opencv, Journal of Automation and Control Engineering 1 (4) (2013). doi:10.12720/joace.1.4.349-352.
- [19] M. Patel, American sign language detection, available online (2023). URL <https://scholarworks.calstate.edu/downloads/d217qx056>
- [20] S. S. Mohamed, N. M. Tahir, R. Adnan, Background modelling and background subtraction performance for object detection, in: 2010 6th International colloquium on signal processing & its applications, IEEE, 2010, pp. 1–6. doi:10.1109/CSPA.2010.5545291.
- [21] C. Manimegalai, E. Hariharan, T. Kiruthiga, S. Chanthini, S. Bharath, Reckoning and speed revealing of automobile using opencv and yolov8 by real-time visual image, in: A. Jaiswal, S. Anand, A. E. Hassanien, A. T. Azar (Eds.), Proceedings of International Conference on Computing and Communication Systems for Industrial Applications, Springer Nature Singapore, Singapore, 2025, pp. 83–97. doi:10.1007/978-981-97-5862-3_7.
- [22] S. Qasim, K. N. Khan, M. Yu, M. S. Khan, Performance evaluation of background subtraction techniques for video frames, in: 2021 International Conference on Artificial Intelligence (ICAI), IEEE, 2021, pp. 102–107. doi:10.1109/ICAI52203.2021.9445253.
- [23] M. Ahmad, I. Ahmed, K. Ullah, I. Khan, A. Adnan, Robust background subtraction based person's counting from overhead view, in: 2018 9th IEEE Annual Ubiquitous Computing, Electronics & Mobile Communication Conference (UEMCON), IEEE, 2018, pp. 746–752. doi:10.1109/UEMCON.2018.8796595.
- [24] J. Grönman, P. Sillberg, P. Rantanen, M. Saari, People counting in a public event—use case: free-to-ride bus, in: 2019 42nd International Convention on Information and Communication Technology, Electronics and Microelectronics (MIPRO), IEEE, 2019, pp. 1055–1059. doi:10.23919/MIPRO.2019.8756921.
- [25] K. Sabancı, E. Yigit, D. Üstün, A. Toktaş, Y. Çelik, Thingspeak based monitoring iot system for counting people in a library, in: 2018 International Conference on Artificial Intelligence and Data Processing (IDAP), IEEE, 2018, pp. 1–6. doi:10.1109/IDAP.2018.8620793.
- [26] V. V, Motion and object recognition for crime prediction and forecasting: A review (09 2023). doi:10.31219/osf.io/2q8wp.
- [27] K. Madhira, A. Shukla, Pedestrian flow counter using image processing, in: 2017 International Conference on Energy, Communication, Data Analytics and Soft Computing (ICECDS), IEEE, 2017, pp. 1911–1915. doi:10.1109/ICECDS.2017.8389782.
- [28] T. Tegerschiold, What is accuracy, precision, recall and f1 score?, accessed on 13th January, 2024 (2022). URL <https://www.labelf.ai/blog/what-is-accuracy-precision-recall-and-f1-score>
- [29] R. S. Shankar, L. V. Srinivas, P. Neelima, G. Mahesh, A framework to enhance object detection performance by using yolo algorithm, in: 2022 International Conference on Sustainable Computing and Data Communication Systems (ICSCDS), 2022, pp. 1591–1600. doi:10.1109/ICSCDS53736.2022.9760859.
- [30] J. K. Wu, Recognition by recall-a new paradigm for object recognition, in: 1997 IEEE International Conference on Systems, Man, and Cybernetics. Computational Cybernetics and Simulation, Vol. 4, 1997, pp. 3090–3095 vol.4. doi:10.1109/ICSMC.1997.633062.
- [31] J. Sepúlveda, S. A. Velastin, F1 score assesment of gaussian mixture background subtraction algorithms using the muhavi dataset, in: 6th International Conference on Imaging for Crime Prevention and Detection (ICDP-15), 2015, pp. 1–6. doi:10.1049/ic.2015.0106.