

Spineless Traversal for Layout Invalidation

MARISA KIRISAME, University of Utah, USA

TIEZHI WANG 2152591@TONGJI.EDU.CN, Tongji University, China

PAVEL PANCHEKHA PAVPAN@CS.UTAH.EDU, University of Utah, USA

Latency is a major concern for web rendering engines like those in Chrome, Safari, and Firefox. These engines reduce latency by using an *incremental layout algorithm* to redraw the page when the user interacts with it. In such an algorithm, elements that change frame-to-frame are marked dirty, and only the dirty elements need be processed to draw the next frame, dramatically reducing latency. However, the standard incremental layout algorithm must search the page for dirty elements, accessing a number of auxiliary elements in the process. These auxiliary elements add cache misses and stalled cycles, and are responsible for a sizable fraction of all layout latency.

We introduce a new, faster incremental layout algorithm called Spineless Traversal. Spineless Traversal avoids accessing auxiliary nodes through a new, more computationally demanding but cache-friendlier priority queue algorithm and thus reduces cache traffic and stalls. This leads to dramatic speedups on the most latency-critical interactions such as hovering, typing, and animation. Moreover, thanks to numerous low-level optimizations, we are able to make Spineless Traversal competitive across the whole spectrum of incremental layout workloads. As a result, across 2216 benchmarks, Spineless Traversal leads to faster layout on 74.86%, with a mean speedup of 1.78× concentrated in the most latency-critical interactions.

Additional Key Words and Phrases: Web browsers, incremental, order maintenance, latency

ACM Reference Format:

Marisa Kirisame, Tiezhi Wang 2152591@tongji.edu.cn, and Pavel Panchekha pavpan@cs.utah.edu. 2025. Spineless Traversal for Layout Invalidation. 1, 1 (March 2025), 22 pages. <https://doi.org/10.1145/nnnnnnnn.nnnnnnnn>

1 INTRODUCTION

Latency is a major concern for modern web rendering engines such as those in Chrome, Safari, and Firefox. A rendering engine must redraw pages 60 times per second to guarantee smooth animations, fluid interactions, and responsive applications as users browse and interact with web pages. When this frame rate cannot be met, the user experiences lag and may be forced to use another web application, browser, or device. Modern 120 Hz displays demand even lower latency.

Layout is a key driver of web rendering latency. Layout means calculating the size and position of each element of the web page, after which the page can be rendered into pixels on the screen. Every time the user interacts with the web page by hovering over an element, receiving updated data, or even observing an animation, the web page changes and must be re-laid-out. Since layout is only one part of the larger rendering pipeline this must be completed in a millisecond or less in order to meet the 60 frame-per-second goal. On such a tight budget, every cycle counts!

Authors' addresses: [Marisa Kirisame](mailto:marisa@cs.utah.edu), marisa@cs.utah.edu, University of Utah, 201 Presidents' Cir, Salt Lake City, UT 84112, Salt Lake City, UT, 84112, USA; [Tiezhi Wang 2152591@tongji.edu.cn](mailto:Tiezhi.Wang@tongji.edu.cn), Tongji University, 104 Jamestown Rd, Williamsburg, VA, 23185, China; [Pavel Panchekha pavpan@cs.utah.edu](mailto:Pavel.Panchekha@cs.utah.edu), University of Utah, 201 Presidents' Cir, Salt Lake City, UT 84112, Salt Lake City, UT, 84112, USA.

Permission to make digital or hard copies of all or part of this work for personal or classroom use is granted without fee provided that copies are not made or distributed for profit or commercial advantage and that copies bear this notice and the full citation on the first page. Copyrights for components of this work owned by others than ACM must be honored. Abstracting with credit is permitted. To copy otherwise, to republish, to post on servers or to redistribute to lists, requires prior specific permission and/or a fee. Request permissions from permissions@acm.org.

© 2025 Association for Computing Machinery.

XXXX-XXXX/2025/3-ART \$15.00

<https://doi.org/10.1145/nnnnnnnn.nnnnnnnn>

Incrementalization. The key optimization that makes this possible is *incrementalization*. When an element on the page changes, the browser *marks* it as dirty. When the page is re-laid-out, the rendering engine traverses the page tree to find and re-lay-out only the dirty nodes. In the process, it might mark additional nodes dirty, due to dependencies between nodes, but typically—in, say, animations or small interactions—only a few nodes are ultimately re-laid-out. In these cases, searching the tree for dirty elements is the bottleneck, especially since every node access is likely to incur a cache miss.

Browsers thus use the “Double Dirty Bit” algorithm to find dirty nodes more quickly [22]. This algorithm adds summary bits to each node to identify and skip subtrees without any dirty nodes. While this reduces the search time, Double Dirty Bit still has to traverse the tree, starting from the root, to find dirty nodes, and must access not only the actually-dirty nodes but many extra “auxiliary nodes”. On large pages, auxiliary nodes can significantly outnumber the actually-dirty nodes; since each node access can cause cache miss, simply traversing these auxiliary nodes, just to check their summary bits, stalls the layout algorithm for hundreds of microseconds. Indeed, this problem is widely observed in practice; Google’s widely-used web performance tool, Lighthouse, uses tree depth and maximum children count as metrics precisely because these parameters determine the number of auxiliary nodes.

Spineless Traversal. We introduce *Spineless Traversal*: a new, faster algorithm for incremental layout. Unlike the standard Double Dirty Bit algorithm, Spineless Traversal accesses only dirty nodes; it requires no auxiliary nodes. It therefore reduces cache misses. Spineless Traversal works by storing the set of dirtied nodes in a queue and jumping directly from one dirty node to the next, with no auxiliary nodes in between.

The key challenge is traversing the dirty nodes in the correct order. Recomputing a field on one node can mark fields on other nodes dirty, and the set of transitive dependencies is complex. Fields must therefore be recomputed in a specific order, and Spineless Traversal must respect that order as it jumps from node to node. Spineless Traversal thus applies a timestamp to each node, and uses a priority queue to traverse nodes in timestamp order. To maintain the order as nodes are added and removed, Spineless Traversal uses an *order maintenance* data structure to compute relative timestamps in a flexible way. Both the priority queue and order maintenance structure are heavily optimized to make them competitive with Double Dirty Bit.

Implementation. We implement Spineless Traversal in Megatron, a new compiler for incremental layout algorithms. Megatron implements decades of research on attribute grammars: it automatically analyzes the static dependency graph, synthesizes recomputation and marking functions, and guarantees a correct incremental layout. It implements standard optimizations (unboxing, interning, field packing, and jump tables) and compiles layout algorithms to highly efficient C++ code. Megatron supports both Double Dirty Bit and Spineless Traversal via a common invalidation traversal interface, allowing an apples-to-apples comparison between them.

We compare the two algorithms on a significant fragment of web layout that includes line breaking, flex-box, intrinsic sizes, and many other features, using 50 of real-world web pages like Twitter, Discord, Github and Lichess. Across 2216 frames, Spineless Traversal is 1.78× times faster on average. Speedups are concentrated in the most latency-critical changes with the fewest dirty nodes: on the 60.7% of benchmarks where fewer than 1% of fields are recomputed, Spineless Traversal achieves a speedup of 2.35× or more.

2 WEB LAYOUT BACKGROUND

Complex web (Facebook, Amazon, GMail), desktop (VS Code, Figma, Slack), and mobile (WeChat) applications are driven by the interaction of two software components: the application itself and

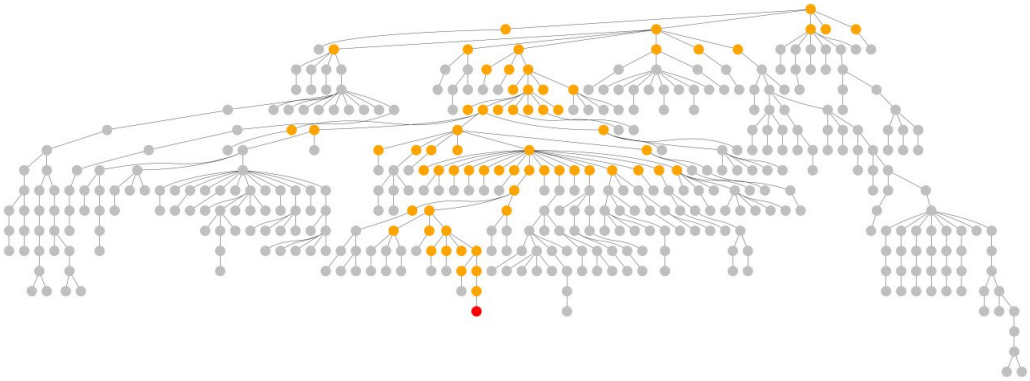


Fig. 1. The DOM tree for `google.com`, with 842 total nodes, a maximum fanout of 16, and a maximum depth of 18. The node marked red is part of the auto-complete suggestion box. The node color corresponds to the Double Dirty Bit algorithm, with gold representing auxiliary nodes and gray representing skipped nodes. Auxiliary nodes are a large fraction of the page even when only one node is (transitively) dirtied.

the browser. The application code, typically in JavaScript, implements the actual application logic and interacts with the browser by making DOM API calls that modify the browser’s internal representation of the HTML and CSS that defines the web page. The browser code then executes its “rendering pipeline”—event handling, hit testing, matching, styling, layout, paint, layerizing, rastering, and drawing—which reads this internal representation and transforms it, step by step, into pixels on the screen. Application code is typically most of the execution time but that code’s effects are ultimately visible to the user only through “system calls” serviced by browser-level code. For the application to be responsive and smooth, those calls have to be serviced in 16 milliseconds (60 frames per second).

Concretely, a browser application is written in HTML, which defines a tree called the “document”, whose nodes include text, buttons, and structural elements like `divs`. The application code binds specific callback functions to user actions like clicking on certain elements,¹ and these callbacks can modify the HTML using DOM methods like `appendChild` or `setAttribute`. When the callback finishes executing,² the browser executes the full rendering pipeline to display the results to the user. Some DOM methods like `getBoundingClientRect` or `offsetX` read state computed during the rendering pipeline; calling these methods can requires the browser to perform additional passes through the rendering pipeline, and is necessary for common interactions like tooltips.

2.1 The Layout Phase

This paper is specifically concerned with the layout phase, a long-term focus of the programming languages community. The layout phase traverses an intermediate structure called the “layout tree” and computes, for each node, a set of “layout fields” including each element’s size and position. This computation proceeds in several passes, first computing intermediate layout fields like intrinsic width and height and current line ascent/descent before computing size and position.

The layout tree is basically the HTML tree, with minor differences like “generated content” (like bullets for list items) and “fragmentation” (like line breaking) that are not critical to this paper. The trees are both big and unbalanced; the famously minimal Google home page page, for example, has 842 nodes, with a maximum fanout of 16 and depth of 18; it is drawn in Figure 1. In memory,

¹Callbacks can also run in response to timers, network requests, or a dizzying array of other events.

²Or after multiple callbacks finish executing, as decided by the browser’s task scheduler.




Fig. 2. A trace of nine milliseconds of Chrome opening Youtube; time flows left to right while the call stack grows down. The violet “recalculate style” and “layout” blocks are phases of the browser rendering pipeline, with layout in total consuming four milliseconds; the faint vertical lines are half-millisecond marks. Layout happens multiple times in one frame due to “forced reflows”. The “Summary” tab at the bottom shows that the selected (longest) layout only updates 23 of 201 nodes in the layout tree.

the layout tree is stored as a pointer tree, with the children of each node stored in a doubly-linked list.³ The application can add or remove nodes from this tree, or write to their “properties” and “attributes”, to update what the user sees.

Each node’s layout fields depend on the layout fields of its neighbors. For example, imagine a paragraph containing several lines; both the paragraph and each line would correspond to a layout node. The height of the paragraph, in this case, would be the sum of the heights of all its children plus any gaps between them, while a node’s width would be its parent’s width, minus some padding. Of course, real-world web layout is much more complex; Chrome’s implementation is about 100,000 lines of code and computes hundreds of fields per node. To compute all these fields correctly, the layout algorithm recursively traverses the tree multiple times. For example, the layout algorithm might first compute the intrinsic size of each element in a bottom-up traversal; then compute preferred sizes, in a top-down traversal; and then apply flexible sizing rules in a bottom-up traversal to finally compute each element’s actual size. Note that not only are multiple passes necessary, but that each pass must visit the nodes of the layout tree in a specific order so that each layout field’s dependencies are satisfied.

Figure 2 shows layout performance in practice: a trace of Google Chrome opening YouTube, captured and visualized using Chrome’s “Performance” tools. The trace covers 9 milliseconds of execution time, with time running left to right. Function calls grow downward, and the leaves, labeled “recalculate style”, “layout”, and “pre-paint” (barely visible) are different phases of the rendering pipeline; the application-level code is offscreen to the left. In these nine milliseconds, the application requests layout four times due to calling APIs that require (“forced reflow”) multiple passes through the rendering pipeline. These four layout each take more time than the browser developers’ target latency, as indicated by the red tags on these blocks.

Below the trace, the “Summary” tab shows more information about a single, selected layout taking 2.1 milliseconds. This layout operated on a layout tree of 2301 nodes, starting from the root of the web page (`#document`). However, it only needed to update 23 of them; in other words, this layout was incremental. The long running time of the layout phase nonetheless caused unacceptable

³This ensures that node insertions and deletions are fast, even in poorly-balanced trees.

$$\begin{aligned}
\text{Layout} &:= \text{Rule}^+; \text{schedule Pass}_n^+ \\
\text{Rule} &:= \text{def Pass}_n() \{ A^+; \text{children.forEach}(\text{Pass}_n); A^+; \} \\
A \in \text{Assignment} &:= \text{self.V} \leftarrow T \\
T \in \text{Term} &:= \text{if } T \text{ then } T \text{ else } T \mid F(T^+) \mid N? \mid N.V \mid \text{attribute}[V] \mid \text{property}[V] \\
N \in \text{Neighbor} &:= \text{self} \mid \text{prev} \mid \text{next} \mid \text{parent} \mid \text{first} \mid \text{last} \\
V \in \text{Variable} &:= \text{layout fields} \quad F \in \text{Function} := \text{primitive functions}
\end{aligned}$$

Fig. 3. A minimal DSL for defining web layout as a set (rules) of passes performed in a specific order (schedule). The syntax P^+ represents a sequence of non-terminal P . Passes are in-order traversals of the layout tree performing a sequence of assignments to local fields while accessing fields of the current node or its neighbors.

latency; in fact, this frame “drops”, meaning the browser isn’t able to update the page in time to show smooth animations and interactions.

2.2 Formal Modeling

Luckily, the programming languages community has developed a sophisticated understanding of layout. Early work by Meyerovich and others [13, 17, 18] developed “attribute grammars” as a formalism for defining layout rules and implementations. The later Cassius project [21, 23, 24] developed a full, standards-compliant implementation of a significant fragment of the layout rules in this formalism, and the HECATE and MEDEA tools [7, 14] have shown that automatic synthesis can be scaled to such fragments.

Figure 3 defines an attribute grammar. In an attribute grammar, a layout is defined by a set of passes (the rules) performed in a certain order (the schedule). Each pass performs a recursive, in-order traversal of the tree, computing some fields pre-order and some fields post-order; every field is written to exactly once in exactly one pass. For each field assignment $\text{self.V} \leftarrow T$, the expression T can refer to fields of self or to fields of its parent, prev and next sibling, or first and last child; expressions can also test whether a given neighbor exists ($N?$). Computations can also refer to attributes or properties of the current node using $\text{attribute}[x]$ or $\text{property}[x]$.⁴ All computations besides field assignments are pure, there are no other loops or data structures, and the only field access allowed is to a node’s neighbors. Despite this, even complex layout features like flexible box layout are expressible in such a DSL.

Figure 4 shows the layout example for paragraphs and lines, defined using an attribute grammar. Here the nodes are the paragraphs and lines, and they all have three layout fields: a width W , a height H , and an intermediate field HA that computes the height of a node and its previous siblings (plus any gaps between lines). Width information propagates from parents to children, starting at 50 pixels and subtracting, at each level, 5 pixels of padding on the left and right. Height information propagates from children to parents—a node’s height is the sum of its children’s heights, plus 5-pixel gaps between lines—and relies on the intermediate HA field which propagates information from previous to next siblings. Note that the idea of “summing all children’s heights” is not expressed with a loop; instead, it is expressed as an additional layout field, which has its own computation rule.

⁴The split HTML attributes and CSS properties use two different namespaces because some names, like height, appear in both sets. There is no other semantic difference between them, and other accessible properties, such as the tag name or image width and height are modeled in our system as special properties.

```

def Pass1() {
  self.W ← if parent? then max(0, parent.W - 10) else 50;
  children.forEach(Pass1);
  self.H ← if last? then last.HA + 10 else self.attribute[height];
  self.HA ← if prev? then prev.HA + self.H + 5 else self.H;
}
schedule Pass1

```

Fig. 4. A minimal paragraph layout implementation, computing width W and height H , with 5 pixels padding and 5 pixel gaps between lines. The intermediate HA field sums the height of a node and all its previous siblings and gaps. This simple layout algorithm has one pass, but real-world layouts contain multiple.

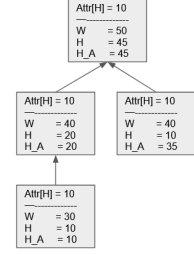


Fig. 5. The layout algorithm running on a layout tree of size 4. All nodes have an height attribute of 10.

Attribute grammar DSLs can be heavily optimized. The layout fields can be stored in the node itself, tightly packed to ensure locality. Computations can use primitive data types like integers, floats, and enumerations; strings can be interned and hash tables statically flattened. The only pointer accesses are to neighboring nodes, which are likely to be in cache. Branch mis-prediction is relatively rare given the minimal control flow. The tree structure itself does not change *during layout*. This efficiency is critical to browser developers.

A key property of attribute grammar DSLs like this one is that dependencies and traversal orders are static. Specifically, for any field assignment, examining the expression T reveals which other fields on which other nodes it depends on. These static dependencies are critical for invalidation. Also, the schedule language ensures that the relative order in which two fields are computed never changes, even as nodes are added or removed. This is critical for Spineless Traversal. In this paper, we assume that this schedule respects the field dependencies and that the rules have no cyclic dependencies; we also assume that the schedule has already been optimized by fusing traversals and ordering field assignments. A substantial literature exists on these topics [7, 14?], and the layout implementation used in our evaluation is detailed in Section 7.1. In any case, while this paper focuses on web layout, we expect Spineless Traversal to be applicable to incremental computations in other domains, including in compilation, static analysis, computer graphics, and databases, as long as they can be expressed as an attribute grammar in this or a similar DSL.

3 INCREMENTAL LAYOUT

An *incremental* layout algorithm reuses layout field values between layouts as the layout tree is modified by the application code. For example, when the user moves their mouse, a tooltip may need to move to follow the cursor; incremental layout would change the position of the tooltip while reusing all other layout fields for all other elements. Most layouts change only a small fraction of fields, especially the most latency-critical interactions like hovers, drags, animations, and text editing, so incremental layout can be dramatically faster than computing each layout from scratch.

3.1 Dirty bits

Incremental layout is conceptually straightforward. Each layout field has a corresponding *dirty* bit, which defines whether that layout field needs to be recomputed.⁵ When the application code

⁵Several layout fields can all have the same corresponding dirty bit, which is set if any of those fields need to be recomputed.

writes to an attribute or property, or adds or removes layout nodes, it sets the dirty bits for all layout fields that read from those fields or node pointers. For example, in the paragraph layout of Figure 4, when a node’s height attribute is changed, its *H* field must be marked dirty. When a subtree is deleted, its next sibling’s *HA* field must be marked dirty. If the subtree was the last child of its parent, the parent’s *H* field must also be marked dirty. This set of fields can be statically determined in our DSL and in fact our Megatron compiler can synthesize this marking code.

Incremental layout then has the task of clearing the dirty bits by recomputing dirty fields. Conceptually this is simple: find all dirty bits on all nodes and recompute their fields. However, when a layout field is recomputed, its value might change, and any layout fields that read the old value are now out of date. Thus, when incremental layout modifies a layout field, it must dirty all layout fields that depend on it, “propagating” dirty bits through the document. For example, in the paragraph layout of Figure 4, when a node’s *H* field is recomputed, its *HA* field must be marked dirty. When that *HA* field is recomputed, its next sibling’s *HA* field is then marked dirty in turn. Because of dirty bit propagation, the set of layout fields *currently* marked dirty is distinct from the set of all layout fields that incremental layout must ultimately recompute.

This second set is *discovered* in the process of performing incremental layout, since we only know if a layout field’s value changes when we recompute it and can compare the old and new value. For example, suppose the user is typing out a paragraph of text, laid out using Figure 4’s layout algorithm. Most edits just add text to a single line, not affecting its height or available width; these only end up dirtying a single field on a single node. This is why incremental layout works: many interactions—especially latency-critical ones like hovers, drags, animations, and text editing—do not change fields on containing elements, and end up affecting only a small portion of the page.

3.2 Recomputation Order

Incremental layout strives to minimize the number of layout fields recomputed. As one part of this, it must ensure that, once recomputed, a layout field is not marked dirty again during that layout. Luckily, there is a simple way to guarantee this: a correct from-scratch layout always processes dependencies before the field itself, so recomputing layout fields in the *same relative order* ensures that each layout field is marked dirty at most once. A naive incremental layout algorithm might thus execute the same layout schedule as a from-scratch layout but skip re-computing any fields that aren’t dirty. This algorithm recomputes the minimal number of layout fields, clears all the dirty bits, and avoids ever recomputing a layout field more than once.

However, this naive algorithm isn’t particularly fast: it must access every layout node to check its dirty bits, which incurs a lot of cache misses. In the common case, most dirty bits aren’t set; these “auxiliary” accesses cause needless cache misses and end up wasting a significant fraction of run time. For incremental layout to be fast, auxiliary accesses—accesses that don’t result in field recomputations—must be minimized. We note before continuing that, while this is a quite specific and specialized problem, it is a major source of latency in existing web browsers, which in turn are both critical application platforms and also already highly optimized, meaning remaining sources of latency are particularly challenging.

3.3 The Double Dirty Bit Algorithm

The state-of-the-art Double Dirty Bit algorithm, uses summary bits to reduce auxiliary accesses; it is used, with variations, in all major rendering engines. For each dirty bit, we add a second “summary bit”, which is set for a node when that dirty bit is set anywhere in the *subtree* rooted at that node. Every time a dirty bit is set, the associated summary bit is set on that node and all its ancestors. When performing incremental layout, subtrees whose summary bits are clear can be skipped. Figure 7 contains pseudo-code for Double Dirty Bit as an iterator over dirty nodes.

```

def mark_dirty(self):
    self.dirty = True
    self.set_summary_bit()

def set_summary_bit(self):
    if self.summary_bit: return
    self.summary_bit = True
    if self.parent:
        self.parent.set_summary_bit()

```

Fig. 6. Setting the summary bit for a node.

```

def find_dirty_nodes(self):
    if self.dirty:
        yield self
        self.dirty = False
    if self.summary_bit:
        # Access auxiliary nodes
        for child in self.children:
            find_dirty_nodes(child)
        self.summary_bit = False

```

Fig. 7. Finding the dirty nodes in a tree.

Skipping subtrees with no dirty bits reduces the number of auxiliary accesses and greatly improves performance [9, 22]. However, it still has *some* auxiliary accesses. Specifically, when a dirty bit is set on some node, summary bits will be set for all ancestors of that node, which Double Dirty Bit will have to check. Moreover, for each ancestor, Double Dirty Bit will recurse into its children, adding even more auxiliary accesses. Since layout trees are poorly balanced and often very wide, the number of auxiliary accesses can be large. For example, a single dirtied node in Figure 1 has 66 auxiliary nodes, and on larger pages the dirty-to-auxiliary ratio can be much worse.

Developers can sometimes reduce the number of auxiliary accesses by reorganizing large, complex pages, and performance monitoring tool like Google’s Lighthouse [29] suggest doing so. But this can require global changes to the shape of the layout tree, which (in modern frameworks like React) requires refactoring the application as a whole. Naturally, an invalidation algorithm that simply did not require so many auxiliary nodes would be a superior solution.

4 SPINELESS TRAVERSAL

Spineless Traversal improves on Double Dirty Bit by jumping directly between dirty nodes without accessing any auxiliary nodes; as a result, it suffers dramatically fewer cache misses. Achieving this requires a more computationally heavy approach: storing all dirty nodes in a priority queue and maintaining the correct traversal order using an order maintenance data structure. Spineless Traversal’s savings in cache misses typically outweigh the greater computational requirements of these data structures. Since Spineless Traversal is complex, this section develops it incrementally, first introducing the idea of a queue storing dirty nodes, then adding timestamps to maintain traversal order, and finally introducing the order maintenance structure to handle node insertion and deletion. A final step optimizes bulk insertions and deletions.

4.1 Jumping Directly to Dirty Nodes

To jump directly to dirty nodes, we introduce a queue that stores pointers to dirty nodes. More specifically, elements of the queue represent dirty bits in the layout tree that need to be cleared, and are represented in the queue by a pointer to the relevant layout node and an enumeration identifying which dirty bit needs to be cleared. When a dirty bit is set, the corresponding node and enumeration are added to the queue; the order of nodes in the queue will be explained later. Note that dirty bits are still present on layout nodes; elements are only added to the queue when a dirty bit is set for the first time, so the queue does not contain duplicates. To perform an incremental layout, elements are popped from the queue and the relevant fields on the relevant node are recomputed, and clearing the relevant dirty bit. In the process, new dirty bits may be set, so new elements may

be added to the queue. This is repeated until the queue is empty. Only dirty nodes are ever in the queue, meaning only they—not auxiliary nodes—are ever accessed.

Concretely, the queue is stored in a packed array, meaning that clearing a dirty bit accesses one dirty element, plus its at most five neighbors. If the queue stays in L2 cache due to repeated access, while elements do not due to their size, this means clearing a dirty bit incurs a maximum of six L2 cache misses—much fewer than the number of auxiliary accesses typical of Double Dirty Bit.

4.2 Maintaining Queue Order

To ensure that each field is only recomputed once, queue elements must be in the right order. We thus add a timestamp field for every dirty bit on every node, giving timestamps the same relative order as in a from-scratch layout. In the full Spineless Traversal algorithm, as explained below, this timestamp is an “order maintenance object”, but for now the reader can imagine it an integer counting up from 0. The queue of dirty nodes is then refined to a priority queue, ordered by these timestamps. The priority queue “pops” the element with the lowest timestamp, thus ensuring that Spineless Traversal clears dirty bits in timestamp order and thus clears each dirty bit exactly once.

Concretely, we use a min-heap as our priority queue, which is cache-friendly and requires relatively few operations for each push and pop. Timestamps are stored adjacent to dirty bits, meaning they do not introduce any new L2 cache misses. The priority queue is typically small: while there are typically thousands of nodes, with each node having dozens of fields in our evaluation, the priority queue typically contains less than 1000 elements, and for the most latency-critical interactions, like hovers or drags, it can contain 100 or fewer. With such a small size, a priority queue push/pop requires 5–10 timestamp comparisons, which can be performed in roughly the time of one to three L2 cache misses in our optimized implementation.

4.3 Order Maintenance

The final challenge is efficiently assigning timestamps to every dirty bit on every node. Simple incrementing integer timestamps, sadly, don’t work when nodes are inserted or deleted: inserting a node would shift all future timestamps, so while inserting the node and performing incremental layout might access only a few nodes, reassigning timestamps would access many more. Instead, following SAC [1], Spineless Traversal uses an *order maintenance* data structure (OM) to assign timestamps. First introduced by Dietz [8], order maintenance is a data structure that maintains a totally ordered set of objects while allowing objects to be added and removed from the order arbitrarily. Crucially, adding, removing, and comparing nodes takes $O(1)$ time. Abstractly, order maintenance provides the following API:

Compare(p, q) Decides whether p or q comes first in the order (or are equal).

Head() Returns the first object of the order.

Create(p) Creates and returns a new object right after p .

Deleting OM objects is also possible, though by default our implementation does not do so.⁶

Our implementation is based on that by Bender et al. [5], which uses a two-level structure with a double-linked list of double-linked lists. Objects are represented by nodes in the lower-level lists. Both levels are ordered; the total order traverses lower-level lists in order, in the order dictated by the higher-level list. Each object (node in the lower-level list) maintains a pointer to its higher-level list cell; two objects are in the same low-level list if they have the same higher-level pointer. To allow fast comparisons between nodes, both low-level and high-level list cells store an unsigned integer of fixed size (in our implementation, 32 bits) called labels. Within both lists, node labels

⁶On long-running pages this is a memory leak, albeit a very slow one; enabling OM object deletion adds only a minor slowdown to Spineless Traversal, roughly 2%.

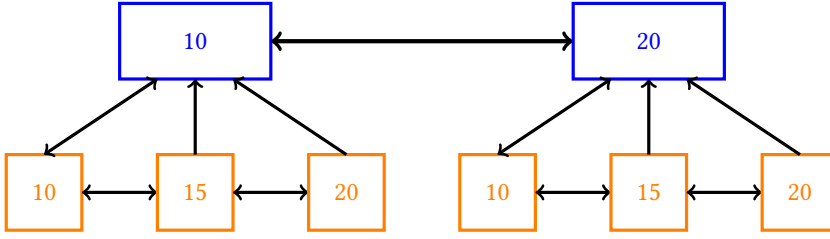


Fig. 8. An Order Maintenance data structure. The blue node represent the higher level doubly linked list, and each node store a lower level doubly linked list, denoted by the orange node. Lower level node also store a pointer to the higher level node. Each node additionally hold an unsigned integer, label, such that inside a single list the node earlier have a strictly smaller label then the node later.

are strictly increasing; this makes comparisons fast. Specifically, comparison has two cases: if the two objects are in the same low-level list, their labels are compared directly, while if they are in different ones, their parents' labels are compared. This comparison operation is the bulk of the Spineless Traversal time so its speed is essential; Section 6 discusses critical micro-optimizations that bring its latency down to around 5 cycles.

To create an object inside an order maintenance structure, a new lower-level list cell is created whose label is the average of the two neighboring labels.⁷ If the two labels differ by exactly 1, however, this would repeat a label. In this case, the data structure re-balances itself, evenly reassigning labels to existing objects. This process might create a new higher-level list cell to split a lower-level list in two, ensuring a sufficiently large gap between its cells. Rebalancing is algorithmically tricky but is not a significant time sink in our use case, so we do not detail re-balancing here; details can be found in Bender et al. [5].

Concretely, the timestamp for each dirty bit is now represented by a pointer to the lower-level OM object. Priority queue elements are a node pointer, an enumeration naming the dirty bit, and a pointer to the OM node, padded to a total of 16 bytes to align with cache lines. To compare two timestamps, both pointers must be dereferenced to access the two lower-level OM objects. The associated higher-level OM objects must also be accessed. In the typical case, where the priority queue remains small, all of these OM objects in the priority queue are already in cache, so “pops” have no additional cache misses, while “pushes” add one, for the new element OM cell. In total, all the priority queue and order maintenance operations thus add the equivalent of 3–5 L2 cache misses in latency, about 100–200 cycles. Since recomputing a field, accessing neighbors' fields, and setting neighbors' dirty bits can itself take hundreds of cycles, Spineless Traversal's overhead is fairly small.

4.4 Subtree Insertion

Bulk insertions into the layout tree are common in “lazy loading” patterns: a “shell” web page loads first and shows a loading indicator; then the “content” loads and is inserted a large subtree, replacing the loading indicator. This pattern is encouraged by frameworks like React, and can occur in several stages, with a “shell” first inserting “subshells” which themselves load subcomponents in turn. Efficiently handling these bulk insertions requires special care in Spineless Traversal, as bulk insertions are typically responsible for Spineless Traversal's worst performance relative to Double Dirty Bit.

⁷When creating a node after the last node, the maximum representable number is used as the larger number.

The basic issue is that in a fresh subtree being inserted into the page, every field needs to be computed and every OM object needs to be initialized, without causing the priority queue itself to grow large. Our solution adds these “initialization passes” as special elements in the priority queue: besides (v, n) pairs for a dirty field v on node n , an element can also be (p, r) , a pass p that needs to initialize the entire subtree rooted at r . The timestamp for such a special element is just after the last field assigned by p in T ’s previous sibling or parent.⁸

When one of these (p, r) elements is popped from the queue, the pass p is performed on the whole subtree under r , creating all necessary order maintenance nodes and computing all fields assigned by p . Since all data accesses are local, no existing nodes will refer to any newly-inserted node except the root node, so no nodes need to be dirtied when running p on the subtree. This means that, when initializing a subtree, no priority queue operations or dirty bit propagations need to be performed, which makes subtree insertion faster. However, order maintenance objects still need to be created for every node in the subtree, so Spineless Traversal is still typically slower than Double Dirty Bit for subtree insertion.

When deleting a subtree, some nodes in the subtree may already be in the priority queue, like when a subtree is inserted and then deleted. To avoid unnecessary recomputation, we add a “deleted” bit to each node and skip recomputing fields on deleted node.

5 MEGATRON

To evaluate Spineless Traversal, we developed an attribute grammar engine called Megatron which implements the DSL of Figure 3.

5.1 Compiler Interface

The Megatron compiler parses layout rules and schedules, and compiles them to fast incremental layout algorithms in C++. Concretely, output of Megatron is an `recompute` function, which is passed a node and field name and recomputes that field on that node, setting dirty bits for any dependent fields. To produce this output, the compiler analyzes the static dependencies of each field assignment, synthesizes dirty bit propagation code, and generates packed, cache-friendly data structures.

To evaluate performance, we link the generated `recompute` function to a driver program that parses and replays web layout traces captured from a real web browser. The trace is structured as a set of frames, which each contain some number of modification actions, after which incremental layout is performed. The execution time of all of these steps is measured at very high precision using `rdtsc`. Specifically, the driver program separates “overhead” time—including setting dirty or summary bits, allocating OM nodes, and pushing to the priority queue—from “evaluation” time, which includes the field recomputation itself.⁹ Evaluation time is nearly identical across different invalidation algorithms, but overhead time differs dramatically, as expected.

To allow for a head-to-head comparison between Double Dirty Bit and Spineless Traversal, the driver program is parameterized over a simple “invalidation traversal” API. It has two key methods: a `dirty` method that marks a node’s field for later re-computation and a `clean` function that invokes `recompute` on all dirty fields. Signatures for both functions are shown in Figure 9; there are also boilerplate methods to initialize data structures. The `dirty` method is called both when modifying the layout tree and also from the `recompute` function itself, to dirty dependents when a

⁸An edge case is inserting a subtree into a subtree that itself has not yet been laid out. In this case no further actions need to be taken, since both subtrees will be visited together.

⁹Other parts of the driver program, like reading and parsing traces, are not measured because they are the same for all layout algorithms.

```

val dirty : node -> field_name -> unit
val clean : root : node -> recompute : (node -> field_name -> unit) -> unit

```

Fig. 9. The “invalidation traversal” API. The dirty method sets the dirty bit corresponding to a given field on a given node, while the clean function invokes the recompute function on every dirty field in the layout tree. In the actual implementation, the node and unit types are staged, but the field_name isn’t, to maximize the performance of the generated code.

field’s value changes. Three invalidation traversals are available in Megatron: a naive traversal that visits each node, Double Dirty Bit, and Spineless Traversal.

5.2 Dependent Synthesis

The most critical responsibility of the compiler is synthesizing code that sets dependent dirty bits every time a layout field is modified. This follows the standard approach from prior work. In short, for every field U , the compiler identifies all fields on all nodes that are affected when the value of U changes, and generates code to set their dirty bits by calling the dirty method. To identify these affected fields, the compiler examines every *other* field assignment $\text{self}.V \leftarrow T$ in the layout rules. For every field access $N.U$ in T , we know that $\text{self}.V$ depends on $N.U$, meaning that any changes to $\text{self}.U$ must mark $N^{-1}.V$ as dirty; here N^{-1} is the inverse of the relation N ; flipping next and previous, mapping first and last to parent, and mapping parent to all children.

Moreover, insertions or deletions must also set dirty bits. Inserting a node changes the meaning of the prev and next pointers for its siblings, and possibly the first and last pointers for its parent; deleting a node does the same. This means that inserting or deleting a node must dirty every field computation that reads *any* field from those pointers, and also any field that uses $N?$ expressions. In Megatron, the analysis we perform is flow-insensitive; a real-world implementation might instead use a flow-sensitive analysis to dirty fewer nodes, but the engineering trade-offs are more challenging and we felt that the focus of this paper—the invalidation traversal—would have similar impact in either case.

As an example, consider the layout rules in Figure 4:

- (1) The W field depends on parent? and $\text{parent}.W$. As the parent of a node cannot change, the only ‘real’ dependency is on $\text{parent}.W$. Thus, setting $\text{self}.W$ must dirty $\text{parent}^{-1}.W$, meaning that after changing $\text{self}.W$ we must dirty all children’s W fields.
- (2) The H field depends on last? , $\text{last}.HA$, and $\text{self.attribute}[\text{height}]$, and the last? dependency is subsumed by the $\text{last}.HA$ dependency. Taking inverses, we obtain: modifying $\text{self.attribute}[\text{height}]$ must dirty $\text{self}.H$ and, if the node is a last child, modifying $\text{self}.HA$ or inserting/deleting a node must dirty $\text{parent}.H$.
- (3) The HA field depends on prev? , $\text{prev}.HA$, and $\text{self}.H$, with the prev dependency subsumed. Taking inverses, modifying $\text{self}.H$ must dirty $\text{self}.HA^{10}$ and, if the node is not a last child, modifying $\text{self}.HA$ or inserting/deleting nodes must dirty $\text{next}.HA$.

These modification rules, gathered from analyzing each field access, are grouped by which field is being modified and then injected into the relevant case of the recompute function. For example, the code to recompute HA would check whether or not the node is a last child and dirty either $\text{parent}.H$ (if so) or $\text{self}.HA$ (if not). Additionally, Megatron makes sure to only dirty any given field once per field recomputation. For example, if a field $N.V$ is used twice in an expression, or if two different accesses $\text{first}.V$ and $\text{last}.V$ have the same inverse, the field is only dirtied once. This deduplication

¹⁰As described later, field packing would likely assign the H and HA fields the same dirty bit; in this case, modifying $\text{self}.H$ need not dirty $\text{self}.HA$, since it is already dirty.

```

val evaluate : term -> env : (variable -> value) -> value
val evaluate_staged : term -> env : (variable -> value code) -> value code

```

Fig. 10. Converting an interpreter into a compiler by staging. Terms and variable names are static so are not staged; the initial environment and final outputs, however, are staged by transformation into an IR.

is especially challenging in the case of $N^?$ expressions, since whether or not a field is dirtied can depend on whether the node is the first or last child of its parent. This deduplication is complex but, ultimately, possible to perform statically, which is critical to ensure maximal performance.

To ensure our implementation is correct, the compiler can also generate a from-scratch layout function which does not use dirty bits at all and instead recomputes the entire layout from scratch. This was extremely valuable during development and gives us confidence that our invalidation algorithm is correct.

5.3 Code Generation

Megatron’s code generation has three key steps: generating the node data structure, the field value computations, and the top-level recompute function. To simplify code generation and optimization, the compiler is organized as a staged interpreter [?]. That is, we first implemented an interpreter, and then added staging annotations that generate a custom IR; Figure 10 summarizes the approach. The custom IR is then converted to C++ using traditional compiler optimizations. This development approach was critical, as we found compiler correctness challenging: flaws in the dependency analysis could have unintuitive, long-distance consequences on program behavior that were difficult to distinguish from incorrect optimizations. The staging step allowed for much easier debugging.

Data structures. To generate efficient node data structures, Megatron type-checks all fields, attributes, and properties using Hindley-Milner type inference [20] and uses appropriate unboxed C++ member variables to store the relevant values. Importantly, this means a single node and all its fields are contiguous in memory (as it would be a real web browser) with a minimum of pointers (beyond the standard parent/first/last/next/previous pointers to other layout nodes) and that field access is compiled to a memory offset. All string values (like the keyword values for display) are interned and represented in C++ as a single enum type, meaning that no string allocation or comparison is performed at runtime. Discriminated unions are used for fields with units (for example property[length] can be an absolute length or a percentage). Dirty bits, summary bits, and timestamps are placed adjacent to the fields they cover.

To reduce overhead as much as possible, Megatron *packs* multiple co-computed fields, covering them with a single dirty bit. Packed fields are laid out adjacent in memory because they are written to, and often read from, in rapid succession. While more sophisticated techniques exist [14], Megatron uses a simple approach: each pass in the layout rules gets two dirty bits, one for the pre-order-computed fields and one for post-order-computed fields. The intuition is that this minimizes the number of unique dirty bits set during dirty bit propagation and reduces the size of the priority queue and the number of order maintenance objects needed; such field packing is common in real browsers. Field packing has complex trade-offs not implemented in Megatron but Spineless Traversal would work with any field packing.

Field computations. To generate efficient field computations, the compiler applies strength reduction and dead code elimination, implemented as a simple walk over the AST. The bottom line is that the compiled code is long but readable, idiomatic, and fairly low-level C++ code with no allocation, hash, or string operations. The C++ compiler is then invoked, which performs its own

optimizations. This is critical because it means that, like in a real web browser, computing fields is very fast and the cache misses from finding dirty fields are a measurable fraction of the runtime. The `recompute` function uses its field name argument to determine which field computations to run. For Spineless Traversal, the field name is an enum and is used as an index into a jump table to perform the relevant recomputation; the special (p, r) elements are included in the same enum. For Double Dirty Bit, the field name is known entirely statically, and our compiler simply outputs the relevant code.

6 MICRO-OPTIMIZATIONS

Maximizing Spineless Traversal's advantage over Double Dirty Bit requires careful micro-optimizations to improve cache locality, reduce memory traffic, and alleviate branch mispredictions. Unlike the optimization passes of the Megatron compiler, which apply to all invalidation algorithms, these optimizations are implemented in the Spineless Traversal invalidation algorithm and only affect it.

6.1 Pointer Compression and OM Allocation

Order maintenance objects have to be allocated every time new layout nodes are inserted; optimizing that allocation is essential. We use a hand-written pool allocator; in fact, we use separate pools for high- and low-level list cells to enhance locality. Since allocation are always the same size, and since layout is single-threaded,¹¹ our custom allocator is significantly simpler than the system `malloc`.

The allocator, `OMPool`, is shown in Figure 11. It is parameterized by *two* types: the type of allocated object `T` and the index type `P` for pointers to allocated objects. Crucially, `malloc` and `free` return and consume the pointer type `P` instead of raw pointers. (And `addressof` function converts the pointer type `P` to a raw pointer so that it can be dereferenced.) By making `P` a small integer type, like `uint32` or `uint16`, order maintenance objects become smaller and more of them fit per cache line, which in turn improves throughput. In our implementation, we use 32-bit pointers; this conveniently makes the total size of an order maintenance object 128 bits, meaning that no order maintenance objects split across two cache lines.

The actual implementation of `OMPool` is standard; it stores a pool of memory as a `std::vector`, in which we ensure sufficient capacity at startup. Freed elements are placed in a separate freed vector, which is preferentially drawn from by `malloc`. Because the objects are all the same size, there is no fragmentation and `malloc/free` are nearly instantaneous. Moreover, since Spineless Traversal creates Order Maintenance objects in order, allocation patterns are extremely favorable, with temporally-close nodes often placed nearby in memory.

6.2 Branchless Order Maintenance Comparison

Priority queue pushes and pops spend basically all of their time comparing order maintenance objects. Order maintenance objects are small and, thanks to our allocator, typically cached. However, order maintenance object comparison has two cases (same or different second-level lists) and the bottleneck ends up being the pipeline stall induced by the conditional. The branch predictor does not help much, because (thanks to the priority queue) the comparison is unpredictable. We therefore implemented a branchless comparison function, relying on inline assembly `cmov` instructions, shown in Figure 12; it executes in about five cycles of latency. Assembly makes the implementation non-portable, but this function is critical for performance and we weren't able to make the C++ compiler generate comparably-fast code, despite several attempts.

¹¹As it is in all major browsers.


```

template<
    typename T,                // Type of allocated object
    typename P=uint32_t        // Integer type for "pointers"
> struct OMPool {
    std::vector<T> pool;        // Fast, local allocations
    std::vector<P> freed;       // Rapid reuse minimizes churn
    P malloc();                // Straightforward
    void free(P p) { freed.push_back(p); }
    T* addressof(P p) { return &(poolp); }
}

```

Fig. 11. A pooling allocator to reduce cache misses. The pointer type P is smaller than a standard pointer, allowing order maintenance objects to be smaller and thereby fit tightly in a cache line.

```

Label lpl = l.parent->label, rpl = r.parent->label;
Label ll = l.label, rl = r.label; uint64_t result;
asm volatile(
    "xor    %%rbx, %%rbx    \n"
    "cmp    %1,    %2      \n"
    "seta   %%b1           \n"
    "xor    %%rax, %%rax    \n"
    "cmp    %3,    %4      \n"
    "seta   %%a1           \n"
    "cmove  %%rbx, %%rax    \n"
    : "=a"(result)
    : "r"(ll), "r"(rl), "r"(lpl), "r"(rpl));
return result;

```

Fig. 12. The branchless comparison code, with the conditional move instruction highlighted. Note that, while the assembly snippet is seven instructions long, the two xor instructions are handled by the register renamer, and cmp/seta is fused on recent Intel/AMD CPUs. The assembly snippet thus executes in three cycles; even adding the label loads, comparison typically takes only five cycles.

6.3 Attempted, Failed Optimizations

A number of attempted optimizations failed to improve performance:

- A hybrid of Double Dirty Bit and Spineless Traversal, using a summary bit for subtree dirty bit propagation but the priority queue for more distant jumps. We were unable to make switching between the two modes efficient enough to be competitive.
- A splay tree instead of a min-heap. Slower, likely due to worse cache locality.
- A red-black tree instead of a min-heap. Also slower.
- A 1-based array in the min-heap, to speed up index manipulation. Slower.
- 16-bit OMPool pointers/OM labels. No faster than 32 bits, and more rebalancings needed. We suspect that this is because 16-bit pointers/labels only shrink OM cells from 16 to 8 bytes, but load ports on modern CPUs already load 16 bytes at a time.
- Pointer tagging to make priority queue elements smaller. No faster.
- Splitting OM left/right pointers from the label and parent/children pointers, to improve cache locality. No improvement.

- Deallocating OM objects when the corresponding tree node is deleted, to increase cache locality. No improvement.

7 EVALUATION

We implement a fragment of web layout in Megatron and use it to compare Spineless Traversal against the Double Dirty Bit algorithm on 50 real-world websites.

7.1 Web Layout Fragment

Existing web layout implementations are too complex and too tightly coupled to their current invalidation strategy, making them impossible to reuse. We instead implemented our own based on Cassius and MEDEA [14, 21, 23]. Naturally, our implementation handles only a subset of HTML and CSS features. However, we took care to implement several features with complex invalidation behavior, including intrinsic width, flexbox layout, and positioning. In total, our implementation computes approximately 50 layout fields over about 700 lines of Megatron DSL. This subsection describes several key layout features we implemented.

Box model. Each layout node has an x , y , width and height field. Typically a node's rectangle contains its children and doesn't overlap with siblings. Width is generally has parent-to-child dependencies, height has child-to-parent dependencies, and x and y are computed in-order. This forms long dependency chains between elements—modifying one element can eventually dirty many others—but many CSS properties like width, min-width, and max-width, and similar for height, can break these dependency chains. These properties, however, allow values like 50%, which are resolved relative to the parent and thus still creates inter-node dependencies.

Line Breaking. Line breaking lays out inline layout nodes (text) horizontally into lines, until the edge of the parent box is reached, and which point the next inline layout node is placed in the next line. Line breaking thus creates control dependencies, where the parent node's width may move layout nodes from one line to another by changing line breaking. Additionally, our layout algorithm allows different lines to have different heights (based on the height of the largest layout node in the line), which introduces a field (line height) that is dependent on many different nodes (each word in the line). This has a number of interesting effects for invalidation. For example, adding a node to a line may or may not change the line's height, depending on whether the new node is tallest. If it is, all other text on the page must move down, causing a lot of invalidation.

Display. The display property changes whether a node acts like words (inline) or paragraphs (block). It can also be none, in which case the layout nodes are not shown on the page and have almost no effect on layout; changing display between block and none is a common way to implement drop-down menus, pop-ups, and tool-tips. Importantly, `<script>` and `<style>` tags have display: none; inserting them into the page must be fast.

Position. An element with position: absolute is manually assigned its x and y position by the web developer; this property is used for popups, tool-tips, and other hover effects. It is also common to change the manually-assigned x and y positions from JavaScript, such as to move a tool-tip away from the cursor. Layout nodes with absolute positioning do not affect the position of other layout nodes outside their subtree, and handling changes to x and y positions quickly is essential.

Intrinsic sizes. Layout node have an “intrinsic” size—its size without line breaks, basically—which is used for, for example, absolutely-positioned elements. Importantly, intrinsic widths are computed bottom-up, but is then used in the top-down width computation, which then affects the bottom-up height computation. This means intrinsic sizes require the use of multiple layout phases.

flexbox. Flexbox layout is the most complex feature we implemented. In flexbox layout there is flex container element whose children are flex items. The width/height of flex items depends on the intrinsic sizes of the other flex items and the actual size of the flex container. Properties like flex-grow and flex-shrink determine how the intrinsic sizes of the flex items are adjusted to compensate for either extra or not enough available space in the flex container. The max- and min-width/height properties can also cap the growth/shrinkage of individual flex items. In all, our implementation of flexbox layout uses 9 intermediate fields and requires 2 passes to compute all of them.

Miscellaneous. We also implemented a variety of miscellaneous features, including automatic sizing of images and video, manual line breaks with the `
` element, and hidden elements like `<noscript>` (which are only rendered if JavaScript is disabled). We also had to add a special case for `<svg>` elements, whose children describe drawing commands that do not participate in layout. Finally, we also implemented the width and height HTML attributes (which behave slightly differently from the CSS properties).

7.2 Benchmarks

To capture web layout traces, we modified the Ladybird web browser to dump the layout tree at every rendered frame; we then use a separate program to “diff” successive frames, outputting a list of insertions, deletions, and attribute/property changes as the trace. The driver program then reads the trace and performs each modification in the list, then invokes incremental layout. In total, the 50 websites generate traces with 2216 frames in total, each frame being one data point. Note that this large number of frames, covering gigabytes of layout tree data, nonetheless represents only a few minutes of web browsing activity. All experiments are run on a machine with an Intel i7-8700K CPU (8th generation) clocked at the standard 3.70 GHz with 64 KB L1 cache, 256 KB L2 cache (both per core), and 12 MB L3 cache, plus 32 GB of DDR4 memory across 4 DIMMs at 3000 MT/s.

The 50 real-world websites include Amazon, Wikipedia, Github, Google, as well as a number of other large web pages and complex web applications drawn from the Alexa ranking of top websites. A number of the authors’ personal favorites are also included, such as Github and Lichess.

We focus on latency-sensitive interactions like hovering, typing, dragging, and animations. These interactions typically do not require loading data over the network and invalidation time is thus a big determinant of their latency. Even though the interactions may seem minor, it is important to note that the browser is nonetheless performing a significant amount of work to render them. For example, on Wikipedia, hovering over a link fades a “preview” window in and out, and Wikipedia code must track and respond to mouse movements to hide and show the preview window at the correct time. Moreover, there is a short, nearly-imperceptible animation by which the preview window slides and fades in and out of view. Similarly, on the Lichess web page, our trace captures one of the authors stepping through a chess opening using the website’s chess commentary tools. The Lichess website renders the chess board using HTML elements and each move animates visual aids like arrows. Text editing, an especially latency-sensitive interaction, was also tested. For example, on the Google website we tested typing a search term letter by letter, with the Google website changing autocomplete suggestions as we typed. Executing these interactions at low latency is critical for avoiding “jank”.

7.3 Results

Figure 13 shows our results. In it, points below the diagonal line are frames that are faster with Spineless Traversal, while points above the diagonal line are frames faster with Double Dirty Bit. Most frames are below the line: only a few deeply-nested nodes are dirtied, but Double Dirty Bit

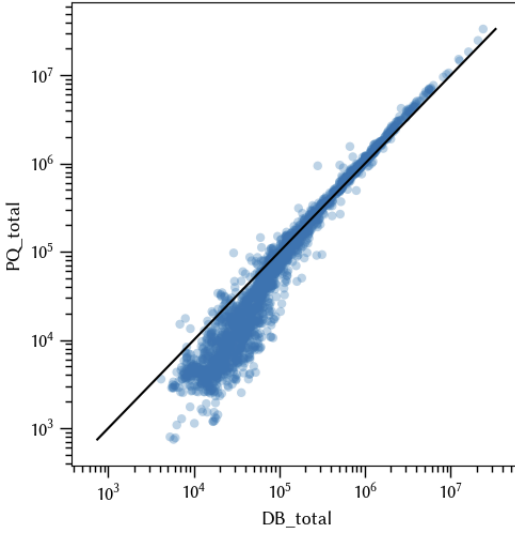


Fig. 13. The invalidation traversal time for all 2216 frames, with Double Dirty Bit time on the x axis and Spineless Traversal time on y axis. The diagonal line shows the $x = y$ equal time line; points below the line are faster with Spineless Traversal while points above the line are faster with Double Dirty Bit. Both axes are in log scale, meaning Spineless Traversal is often tens or hundreds of times faster than Double Dirty Bit.

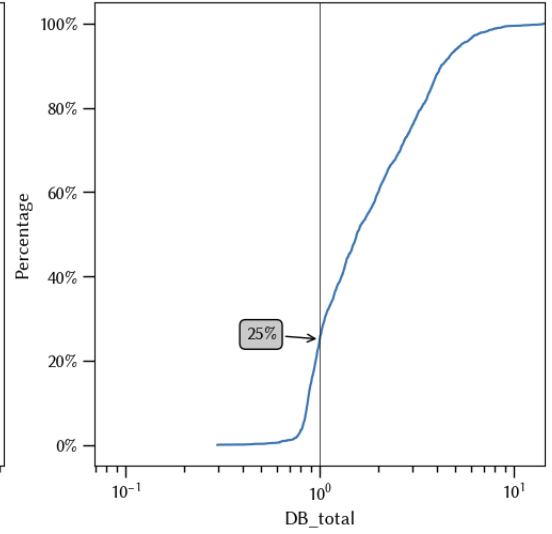


Fig. 14. A CDF of the ratio between Double Dirty Bit time and Spineless Traversal time for each frame. The vertical line, at 10^0 , marks where both invalidation algorithms take equal time. To the left of the line, 25.14% of frames are slower with Spineless Traversal. To the right of the line, 74.86% of frames are faster with Spineless Traversal. The geometric mean speedup with Spineless Traversal is $1.78\times$.

makes a huge number of auxiliary accesses. By contrast, while some points are above the line, meaning they are slower with Spineless Traversal, the slowdowns are typically much less severe. The geometric mean is a $1.78\times$ speedup from Spineless Traversal, with only 25.14% of frames rendered slower, as shown in Figure 14. Figure 15 shows the reason for this speedup: Spineless Traversal simply accesses far fewer nodes than Double Dirty Bit.

Figures 13 and 14 includes both “overhead” and “evaluation” time. Breaking those out further, with Spineless Traversal, overhead time was roughly one third of total runtime, while evaluation time was roughly two thirds, showing that invalidation overhead is still a significant determinant of latency. Naturally, the slower Double Dirty Bit algorithm spends even more time in invalidation overhead. Evaluation time, as expected, is nearly identical between Spineless Traversal and Double Dirty Bit. Meanwhile, considering overhead alone, Spineless Traversal as, for some frames, as much as $100\times$ faster than Double Dirty Bit.

A more careful inspection of Figure 13 shows several additional features. The slowest frames all feature slowdowns. This is expected: the slowest frames likely represent the initial page load or other “loading” frames, which we necessarily capture in our traces. While speedups are always better than slow-downs, these loading frames likely follow network latency, so invalidation time for these frames is less important. Meanwhile, frames where fewer nodes are invalidated are typically those triggered in response to an animation or user interaction, where latency is most critical.

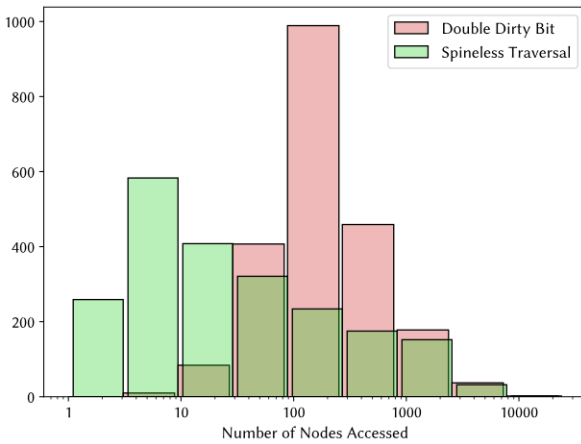


Fig. 15. Histograms of Number of Nodes Accessed by Double Dirty Bit and Spineless Traversal. Double Dirty Bit access much more nodes compare to Spineless Traversal, so the latter cause much fewer cache misses.

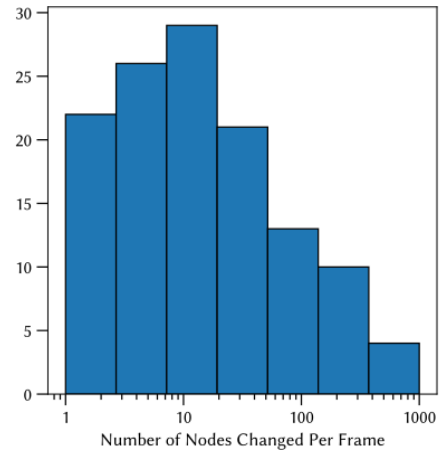


Fig. 16. The numbers of Twitter nodes changed externally for each frame. Most frames modify very few nodes, but a few frames insert/remove large subtrees of up to 787 nodes.

When we restrict the data to only include frames where fewer than 1% of fields are recomputed—the intention being to ignore “loading” frames—the geometric mean speedup is larger, at $2.35\times$, and a smaller fraction of frames suffer slowdowns. Spineless Traversal is also faster outside this subset, likely because the 1% threshold is an imprecise heuristic, but the larger speedup in this latency-critical subset is indicative.

7.4 Case Study: Twitter

We now focus specifically on our trace of Twitter (now X), a social media platform. This trace of 125 frames captures the user opening the Twitter news feed, loading the default number of tweets, and scroll down repeatedly to load more tweets. Twitter is a large web page, and the tree grows to 3 700 DOM nodes with a depth of 53 and a fanout of 128. Considering all the frames in aggregate, Twitter sees a mean speedup of $1.99\times$ over the Double Dirty Bit algorithm.

Most of the 125 incremental layouts are small, dirtying no more than 20 nodes (Figure 16). For these frames, incremental layout spends most of its time accessing auxiliary nodes. However, the largest incremental layout dirties several hundred nodes. We now discuss common kinds of frames.

Linked Files. Many layouts are triggered when linked files—JavaScript, CSS, images, and videos—finish loading. Loading JavaScript might add new `<script>` and `<style>` elements to the page, while loading CSS files can change the CSS properties of existing elements. Loading images and videos, meanwhile, changes intrinsic widths and heights from 0 to the actual image/video width/height. Typically only one or a few nodes are dirtied, but these nodes are often located deep in the layout tree or have many siblings, so they have many auxiliary nodes. Spineless Traversal thus reduces latency for these frames by up to $10\times$.

Lazy Loading. Twitter uses a lazy-loading technique which first loads a “shell” page and then gradually adds more and more elements to the shell as more content is loaded over the network. For example, the header bar, side bar, ads, and tweets all load separately and require separate

incremental layouts. Scrolling causes yet more content (tweets and ads) to load. Each of these frames typically involve inserting a single large subtree. Allocating the new nodes' OM objects (and possibly rebalancing the OM data structure) makes these frames difficult for Spineless Traversal despite its bulk insertion optimizations, resulting in a slowdown over Double Dirty Bit, typically by about 2 \times . That said, the latency is partially hidden by the network latency of loading the content in the first place, so the slowdown here may be less critical than for other frames.

Removal. The Twitter application also occasionally removes subtrees that are no longer visible to the user, like offscreen content. Spineless Traversal handles these removals much faster than Double Dirty Bit, often by 5 \times or more, precisely because these removals do not affect what the user sees on the screen. Twitter also sometimes removes individual `<script>` and `<style>` elements that don't affect the page; here Spineless Traversal's speedup is smaller, approximately 2 \times , as multiple elements are removed at once, amortizing the auxiliary accesses in Double Dirty Bit.

Moreover, some frames mix file loading, lazy loading, and removals, probably at the whim of the task scheduler. Often many images load in at once. In this case the time taken for Spineless Traversal basically sums over the time for each individual change, while Double Dirty Bit can amortize the cost of traversing auxiliary nodes. These frames are often small, so Spineless Traversal's speed-ups are substantial, but probably smaller than if each modification was laid out in its own frame.

8 RELATED WORK

Incremental Computation. Speeding up computations by reusing previously-computed results is a long-studied topic in computer science broadly [19] and programming language theory in particular; Liu [15] and Ramalingam and Reps [26] give thorough surveys of the field. The recent Self-Adjusting Computation (SAC) [1] framework proposes incrementalizing arbitrary computations, including a cost semantics [2], optimizations for data structure operations [3], and opportunities for parallelization [4]. The Adapton framework [12] aims at *demand-driven* incremental computation, and allows manually-specified annotations Hammer et al. [11] for greater reuse. While this prior work focuses on general-purpose computations, Spineless Traversal is focused on a particularly critical application: web browser layout. This application-specific focus has precedent: Pugh and Teitelbaum [25] speed up memoization for functional programs over lists using “chunky decomposition”, while differential dataflow databases [16] that incrementalize relational algebra are prominent in industry.

Reps [27] wrote the earliest work on incremental evaluation of attribute grammars, motivated by syntax-directed editors; later work [28] allows references to non-neighbor attributes. However, these early papers require recomputation immediately after every tree change, whereas web browsers, our target application, batch multiple updates and perform layout only once per frame. The standard in web browsers is instead the Double Dirty Bit algorithm, implemented in all existing web rendering engines. Industry publication web.dev ran an article on Double Dirty Bit [9], and the algorithm also features in textbooks [22].

The formal methods community has put significant effort into formalizing web page layout. Jones et al. [13] proposed using attribute grammars, similar to the DSL in Figure 3, for formalizing web-like layout rules. Later work [7] proposes synthesizing schedules from the attribute grammar rules, including proposals [17, 18] to use parallel schedules to further improve layout performance. The Cassius project [23] formalized a significant fragment of CSS 2.1 using an attribute-grammar-like formalism. Our layout implementation is based on Cassius. Later work [21] also proposed using the Cassius formalism to verify web page layouts, including in a custom proof assistant [24]. However, none of these works investigate incremental layout. By contrast, the MEDEA project [14] proposed

synthesizing incremental layout algorithms by automatically synthesizing dirty bit propagation code. Our work extends MEDEA by exploring optimized incremental traversal algorithms.

REFERENCES

- [1] Umut A Acar. 2005. *Self-adjusting computation*. Carnegie Mellon University.
- [2] Umut A Acar. 2009. Self-adjusting computation: (an overview). In *Proceedings of the 2009 ACM SIGPLAN workshop on Partial evaluation and program manipulation*. 1–6.
- [3] Umut A. Acar, Guy Blelloch, Ruy Ley-Wild, Kanat Tangwongsan, and Duru Turkoglu. 2010. Traceable data types for self-adjusting computation. In *Proceedings of the 31st ACM SIGPLAN Conference on Programming Language Design and Implementation* (Toronto, Ontario, Canada) (PLDI '10). Association for Computing Machinery, New York, NY, USA, 483–496. <https://doi.org/10.1145/1806596.1806650>
- [4] Daniel Anderson, Guy E Blelloch, Anubhav Baweja, and Umut A Acar. 2021. Efficient parallel self-adjusting computation. In *Proceedings of the 33rd ACM Symposium on Parallelism in Algorithms and Architectures*. 59–70.
- [5] Michael A Bender, Richard Cole, Erik D Demaine, Martin Farach-Colton, and Jack Zito. 2002. Two simplified algorithms for maintaining order in a list. In *European symposium on algorithms*. Springer, 152–164.
- [6] Jacques Carette, Oleg Kiselyov, and Chung-chieh Shan. 2007. Finally Tagless, Partially Evaluated. In *Programming Languages and Systems*, Zhong Shao (Ed.). Springer Berlin Heidelberg, Berlin, Heidelberg, 222–238.
- [7] Yanju Chen, Junrui Liu, Yu Feng, and Rastislav Bodik. 2022. Tree traversal synthesis using domain-specific symbolic compilation. In *Proceedings of the 27th ACM International Conference on Architectural Support for Programming Languages and Operating Systems*. 1030–1042.
- [8] Paul F Dietz. 1982. Maintaining order in a linked list. In *Proceedings of the fourteenth annual ACM symposium on Theory of computing*. 122–127.
- [9] Tali Garseit. [n. d.]. How browsers work — taligarsiel.com. https://taligarsiel.com/Projects/howbrowserswork1.htm#Dirty_bit_system. [Accessed 05-11-2024].
- [10] CSS Working Group. [n. d.]. All CSS specifications — w3.org. <https://www.w3.org/Style/CSS/specs.en.html>. [Accessed 14-11-2024].
- [11] Matthew A Hammer, Jana Dunfield, Kyle Headley, Nicholas Labich, Jeffrey S Foster, Michael Hicks, and David Van Horn. 2015. Incremental computation with names. In *Proceedings of the 2015 ACM SIGPLAN International Conference on Object-Oriented Programming, Systems, Languages, and Applications*. 748–766.
- [12] Matthew A. Hammer, Khoo Yit Phang, Michael Hicks, and Jeffrey S. Foster. 2014. Adapton: composable, demand-driven incremental computation. In *Proceedings of the 35th ACM SIGPLAN Conference on Programming Language Design and Implementation* (Edinburgh, United Kingdom) (PLDI '14). Association for Computing Machinery, New York, NY, USA, 156–166. <https://doi.org/10.1145/2594291.2594324>
- [13] Christopher Grant Jones, Rose Liu, Leo Meyerovich, Krste Asanovic, and Rastislav Bodik. [n. d.]. Parallelizing the web browser.
- [14] Junrui Liu, Yanju Chen, Eric Atkinson, Yu Feng, and Rastislav Bodik. 2023. Conflict-Driven synthesis for layout engines. *Proceedings of the ACM on Programming Languages* 7, PLDI (2023), 638–659.
- [15] Yanhong A. Liu. 2024. Incremental Computation: What Is the Essence? (Invited Contribution). In *Proceedings of the 2024 ACM SIGPLAN International Workshop on Partial Evaluation and Program Manipulation* (London, UK) (PEPM 2024). Association for Computing Machinery, New York, NY, USA, 39–52. <https://doi.org/10.1145/3635800.3637447>
- [16] Frank McSherry, Derek Murray, Rebecca Isaacs, and Michael Isard. 2013. Differential dataflow. In *Proceedings of CIDR 2013* (proceedings of cidr 2013 ed.). <https://www.microsoft.com/en-us/research/publication/differential-dataflow/>
- [17] Leo Alexander Meyerovich. 2013. *Parallel Layout Engines: Synthesis and Optimization of Tree Traversals*. University of California, Berkeley.
- [18] Leo A Meyerovich and Rastislav Bodik. 2010. Fast and parallel webpage layout. In *Proceedings of the 19th international conference on World wide web*. 711–720.
- [19] Donald Michie. 1968. "Memo" Functions and Machine Learning. *Nature* 218 (1968), 19–22. <https://api.semanticscholar.org/CorpusID:4265138>
- [20] Robin Milner. 1978. A theory of type polymorphism in programming. *Journal of computer and system sciences* 17, 3 (1978), 348–375.
- [21] Pavel Panchekha, Adam T Geller, Michael D Ernst, Zachary Tatlock, and Shoaib Kamil. 2018. Verifying that web pages have accessible layout. *ACM SIGPLAN Notices* 53, 4 (2018), 1–14.
- [22] Pavel Panchekha and Chris Harrelson. 2024. *Web browser engineering*. Oxford University Press, London, England.
- [23] Pavel Panchekha and Emina Torlak. 2016. Automated reasoning for web page layout. In *Proceedings of the 2016 ACM SIGPLAN International Conference on Object-Oriented Programming, Systems, Languages, and Applications*. 181–194.

- [24] Irfan Prazina, Šeila Bećirović, Emir Cogo, and Vensada Okanović. 2023. Methods for Automatic Web Page Layout Testing and Analysis: A Review. *IEEE Access* 11 (2023), 13948–13964.
- [25] William Pugh and Tim Teitelbaum. 1989. Incremental computation via function caching. In *Proceedings of the 16th ACM SIGPLAN-SIGACT symposium on Principles of programming languages*. 315–328.
- [26] Ganesan Ramalingam and Thomas Reps. 1993. A categorized bibliography on incremental computation. In *Proceedings of the 20th ACM SIGPLAN-SIGACT symposium on Principles of programming languages*. 502–510.
- [27] Thomas Reps. 1982. Optimal-time incremental semantic analysis for syntax-directed editors. In *Proceedings of the 9th ACM SIGPLAN-SIGACT Symposium on Principles of Programming Languages* (Albuquerque, New Mexico) (POPL '82). Association for Computing Machinery, New York, NY, USA, 169–176. <https://doi.org/10.1145/582153.582172>
- [28] Thomas W. Reps, Carla Marceau, and Tim Teitelbaum. 1986. Remote attribute updating for language-based editors. In *Proceedings of the 13th ACM SIGACT-SIGPLAN Symposium on Principles of Programming Languages* (St. Petersburg Beach, Florida) (POPL '86). Association for Computing Machinery, New York, NY, USA, 1–13. <https://doi.org/10.1145/512644.512645>
- [29] Chrome Team. [n. d.]. Avoid an excessive DOM size | Lighthouse | Chrome for Developers — developer.chrome.com. <https://developer.chrome.com/docs/lighthouse/performance/dom-size>. [Accessed 05-11-2024].