

Hadronic decay of vector charmonium from the lattice

Benoît Blossier^a, Jochen Heitger^b, Jan Neuendorf^{a,b} and Teseo San José^{a,c}

^a*Laboratoire de Physique des 2 Infinis Irène Joliot-Curie, CNRS/IN2P3,
Université Paris-Saclay, 91405 Orsay Cedex, France*

^b*Institut für Theoretische Physik, Universität Münster,
Wilhelm-Klemm-Str. 9, 48149 Münster, Germany*

^c*Higgs Centre for Theoretical Physics, School of Physics and Astronomy,
The University of Edinburgh, Edinburgh EH9 3FD, United Kingdom*

E-mail: benoit.blossier@ijclab.in2p3.fr, heitger@uni-muenster.de,
j_neue03@uni-muenster.de, san-jose-perez@ijclab.in2p3.fr

ABSTRACT: Estimating decay parameters in lattice simulations is a computationally demanding problem, requiring several volumes and momenta. We explore an alternative approach, where the transition amplitude can be extracted from the spectral decomposition of particular ratios built from correlation functions. This so-called ratio method has the advantage of not needing various irreducible representations or volumes, and it allows us to predict the decay width Γ and the energy shift ϵ of the spectrum directly. In this work, we apply this method to study the hadronic decay $\psi(3770) \rightarrow \bar{D}D$ on two CLS $N_f = 2$ ensembles. This approach requires close to on-shell kinematics to work, and we employ twisted boundary conditions to precisely tune the on-shell point. Although our study is yet to approach the continuum limit, we find a value of Γ fully compatible to the physical result, and ϵ informs us by how much our spectrum would shift in a fully dynamical simulation. Besides lattice calculations, many analytical tools have been proposed to understand decay processes. A relatively simple, early example is the 3P_0 quark model, which provides a physical insight of the decay process.

Contents

1	Introduction	1
2	Methodology	3
3	Lattice setup	6
4	Analysis	9
5	Conclusions and outlook	14
A	3P_0 quark-pair creation model	17

1 Introduction

In this paper, we use lattice simulations to study the strong decay $\psi(3770) \rightarrow \bar{D}D$, its decay width, and the energy shift between the initial and final states. This is a transition between the second excited state of vector charmonium to two pseudo-scalar D mesons in a p -wave configuration. It is the main decay channel of the $\psi(3770)$ resonance, accounting for almost its entire branching ratio [1], and it takes place close to threshold. Given the small phase space allowed and the large meson masses, the final $\bar{D}D$ state is non-relativistic.

In general, the mass spectrum of hadrons and their decays through strong interactions are fundamental subjects of experiment. Comparing them to their theoretical prediction helps us understand the basic properties of hadrons, and given their non-perturbative nature, lattice QCD (LQCD) is in a privileged position to compute these quantities from first principles. There are a number of technical difficulties one must overcome to obtain lattice predictions, however: There are no scattering states in the finite volume of an Euclidean simulation; the momenta on the lattice are quantized, such that the decay channel may not even be possible on-shell, depending on the value of the lattice spacing and the quark masses; and the large computational cost makes giving predictions in the continuum challenging.

This is exploratory work, where we study alternatives to treat these issues. As we explain in the following in more detail, we study the decay employing ratios of correlation functions, and we predict the energy shift of $\psi(3770)$ and $\bar{D}D$ considering a two-level system for different values of the meson momentum. The latter is fixed using partially twisted boundary conditions (PTBCs), such that we can tune the on-shell point precisely, or explore the off-shell behavior of the matrix element at will. In addition, we attempt to minimize the computational costs of the more standard methods by extracting the hadronic transition amplitude directly from ratios of three-point and two-point functions. This avoids

the need to use several lattice volumes to predict the scattering properties. Finally, we examine the 3P_0 quark model [2, 3], an analytic tool developed in the late 60's and early 70's, and study how well it can describe the data of a modern lattice calculation.

The main lattice method to study the decay processes was initially proposed in [4–7]. It considers that, as the simulation volume is increased, the two-body interaction in the final state will approach the non-interacting limit. Then, it provides a relation between the energy spectrum in finite volume and the scattering phase shift in infinite volume, which holds as long as the interactions occur below the inelastic threshold. This method has been used in [8, 9] to compute the same quantities that we study in this paper.

However, other methods exist which try to avoid the large computational costs associated with the analysis of several volumes. Introduced in [10] by Michael and Pennanen, the ratio method used here relies on the narrow width approximation to extract the mixing between the initial and final states from ratios of correlation functions. Their original motivation was to study the string breaking in heavy mesons, where an initial state of static quarks $Q\bar{Q}$ decays to a pair of static-light mesons. Particularly interesting for them were decays close to threshold, as string breaking becomes especially relevant. Their formalism has been applied to studying the mixing between scalar glueballs and flavour-singlet mesons [11], the decay of $J^{PC} = 1^{-+}$ spin-exotic hybrids [12], $\rho \rightarrow \pi\pi$ [13], as well as $B(0^+) \rightarrow B\pi$, $B_s^0(0^+) \rightarrow BK$ [14], $B_0^* \rightarrow B\pi$ and $B_1^* \rightarrow B_0^*\pi$ [15]. More recently, it has been extended to baryonic strong decays [16, 17], with special success for $\Delta \rightarrow \pi N$. While these works study the transition between ground states with different quantum numbers, our work generalizes the expressions of [13] for a transition from an excited state.

In addition to the lattice approach, there are also phenomenological methods to predict the decay width. The K-matrix framework [18] models the amplitudes of $2 \rightarrow \text{hadron} \rightarrow 2$ scatterings and $\text{hadron} \rightarrow 2$ decays. It preserves the unitarity and analyticity of the underlying scattering amplitudes and can be formulated in a Lorentz invariant fashion [1]. This method has been used in [19–22] to predict the mass and decay width of $\psi(3770)$. Following the discussion in [22], the free parameters of the K-matrix, which account for multiple decay channels and effects, must be fitted using the experimental cross section of, in this case, $e^+e^- \rightarrow \text{hadrons}$ in the range of energies around the open-charm decay channel. In particular, we compare our results with another analytic approach, the 3P_0 quark model [2, 3]. It considers the two initial charm quarks as spectators of the decay, such that their quantum numbers and momenta are conserved. To form the final state, a quark-antiquark pair is created out of the vacuum, and the quarks and their quantum numbers are then rearranged. The model in its simplest incarnation has only one free parameter, the coupling β associated to the creation of the quark-antiquark pair. Beyond the general concept, there are several implementations, depending on how the meson wave functions are described, or if a relativistic treatment is used or not. Given the characteristics of our problem, we follow the non-relativistic work in [23], where the harmonic oscillator in spherical coordinates is used to describe the meson wave functions.

This manuscript is organized as follows: Section 2 explains how we extract the transition matrix element $\langle \bar{D}D | \psi(3770) \rangle$. Section 3 details the lattice simulations, including our use of PTBC and the interaction between them and the various correlators. Section 4 presents

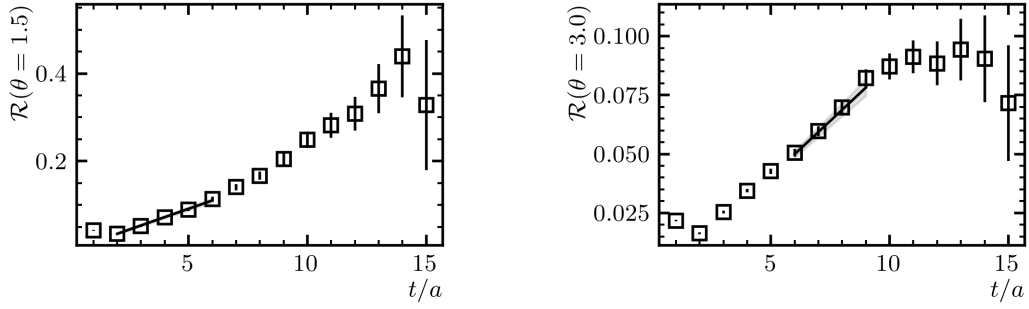


Figure 1. Fit of the ratio eq. (2.6) on ensemble D5 at twist angle $\theta = 1.5$ (LEFT), and ensemble E5 at twist angle $\theta = 3$ (RIGHT).

our data analysis and gathers our results for the decay width and energy shifts. Section 5 gathers our conclusions and outlook for the future, and appendix A explains the 3P_0 quark model.

2 Methodology

The basis of the method presented in [10, 11] is a careful analysis of the spectral decomposition for the relevant matrix elements. In a certain regime, it is possible to isolate the hadronic matrix element describing the mixing between $\psi(3770)$ and $\bar{D}D$ thanks to a time enhancement. In this work, we need to consider a mixing between the second excited state of vector charmonium, and the ground state of a $\bar{D}D$ system in a p -wave configuration (see the relevant diagrams in section 3). In this situation, one finds that some of the original expressions to extract the hadronic mixing [13] are modified. The relations in this section are derived within the following setup: The state $\psi(3770)$ is isolated with a generalized eigenvalue problem (GEVP), but not the $\bar{D}D$ pair; and the lattice spacing is sufficiently fine to replace sums by integrals over time. We consider operators O_i^ψ to interpolate the charmonium states, and one operator $O^{\bar{D}D}$ to reproduce the ground state of two D -mesons with back-to-back momentum. The basic objects are the propagators of these states,

$$P_{ji}^\psi(t) \equiv \langle O_j^\psi(t) O_i^{\psi\dagger} \rangle, \quad P^{DD}(t) \equiv \langle O^{\bar{D}D}(t) O^{\bar{D}D\dagger} \rangle. \quad (2.1)$$

Organizing the charmonium correlators in a matrix, we can solve the GEVP

$$P^\psi(t) \bar{v}_\alpha = \lambda_\alpha(t, t_0) P^\psi(t_0) \bar{v}_\alpha, \quad \lambda_\alpha(t, t_0) = e^{-E_\alpha(t-t_0)}. \quad (2.2)$$

Knowing the eigenvalues $\lambda_3(t, t_0)$ and eigenvectors \bar{v}_3 , we can build the matrix element

$$\bar{T}_3(t) \equiv \bar{v}_3^\dagger T_i(t) \quad \text{with} \quad T_i(t) = \langle O_i^\psi(t) O^{\bar{D}D} \rangle. \quad (2.3)$$

To extract the hadronic mixing, one now expands the correlator $\bar{T}_3(t)$ in the Schrödinger picture and introduces two complete sets of states at a time t_i when the transition $\psi(3770) \rightarrow \bar{D}D$ takes place: one set of charmonium states, another of $\bar{D}D$ mesons. Since this may occur

at any time slice, the correlator is the sum over all possible values for t_i . The expression can be simplified using the fact that only $\psi(3770)$ has an overlap with our charmonium operator, and replacing the summation over time by an integral. This leads to the expression

$$\bar{T}_3(t) = e^{E_3 t_0/2} \sum_{\beta=1}^M x_{3\beta} \langle 0 | O^{\bar{D}D} | \beta \rangle \begin{cases} \frac{e^{-tE_3} - e^{-tR_\beta}}{R_\beta - E_3}, & E_3 \neq R_\beta, \\ te^{-tE_3}, & E_3 = R_\beta. \end{cases} \quad (2.4)$$

We sum over the tower of $\bar{D}D$ states, but one can remove this summation by performing a GEVP also for the final states. We denote the charmonium energies by E_α and the $\bar{D}D$ levels by R_β . We observe that there are two possibilities, depending on whether or not the transition is on-shell. If $E_3 = R_1$,

$$\mathcal{R}(t) \equiv \frac{|\bar{T}_3(t, t_0)|}{\sqrt{P^{DD}(t)\lambda_3(t, t_0)}} = |x_{31}|t + A, \quad (2.5)$$

where $x_{31} = \langle \bar{D}D | \psi(3770) \rangle$ and A is a constant that accounts for other transitions. The denominator cancels a global exponential dependence and normalizes the matrix element. Then, we conclude that the hadronic transition has an enhancement proportional to t with respect to other states, and forming this ratio allows one to extract x_{31} at sufficiently long times. We are interested not only in the on-shell condition, but we want to study the dependence of the matrix element on the D -meson momentum, venturing into off-shell kinematics. Choosing the non-degenerate scenario, where there is no energy conservation in the process, and denoting the energy difference by $\Delta \equiv (E_3 - R_1)/2$, the ratio is modified to

$$\mathcal{R}(t) = \frac{|\bar{T}_3(t, t_0)|}{\sqrt{P^{DD}(t)\lambda_3(t, t_0)}} = \frac{|x_{31}|}{\Delta} \sinh(t\Delta) + Ae^{-t\Delta}. \quad (2.6)$$

We observe that for $\Delta = 0$ we recover the degenerate scenario. As pointed out in [11], it should also be possible to extract the same hadronic matrix element from the box diagram of $\bar{D}D \rightarrow \bar{D}D$ (see fig. 2d). Unfortunately, our situation is more unfavourable. From an intuitive point of view, the $\bar{D}D$ -system propagates until a time t_1 , where it annihilates and forms charmonium. Further, this intermediate, off-shell charmonium propagates until a time t_2 , when it reconstitutes the $\bar{D}D$ pair. In this situation, we cannot prevent the intermediate state to have a coupling to $J/\psi(1S)$, $\psi(2S)$, or any other charmonium state for that matter. The problem cannot be avoided, as the signal of the first two charmonia levels is exponentially enhanced with respect to $\psi(3770)$. Focusing on the situation when the initial and final states are the same, and $R_1 = E_3$, we can follow similar steps as previously done for the triangle diagram. We find

$$P^{DD,b} = P^{DD} \left(\frac{|x_{31}|^2}{2} t^2 + \frac{|x_{11}|^2}{\Delta_1^2} (-1 - \Delta_1 t + e^{t\Delta_1}) + \frac{|x_{21}|^2}{\Delta_2^2} (-1 - \Delta_2 t + e^{t\Delta_2}) \right), \quad (2.7)$$

where $\Delta_1 \equiv R_1 - E_1 > 0$, $\Delta_2 \equiv R_1 - E_2 > 0$, E_1 is the energy of $J/\psi(1S)$, and E_2 is the energy of $\psi(2S)$. In practice, the extra exponential terms, not present in a ground-to-ground

transition, prevent us from extracting the mixing x_{31} with the last relation, as the term is no longer enhanced in time. Besides these expressions, other ratios are given in [11], which assume that both correlators perfectly isolate the relevant state but include the effects from the quark source,

$$P^\psi(t) = v_3 e^{-tE_3} v_3^\dagger + v_s \delta_{t0} v_s^\dagger, \quad P^{DD}(t) = w_1 e^{-tR_1} w_1^\dagger + w_s \delta_{t0} w_s^\dagger, \quad (2.8)$$

with v and w two-point function amplitudes. This is not exactly our case, since we do not solve a GEVP for the $\bar{D}D$ -system. Yet, it is interesting to test the practical applicability of the expressions. Redoing the same steps as earlier, but using the simplified spectral decomposition given above, we find the same result as in [11],

$$x_T(t) \equiv \frac{\bar{T}_3}{\sqrt{\lambda_3(t, t_0) P^{DD}}} \frac{\lambda^{t/2}}{1 + \lambda + \dots + \lambda^t} \xrightarrow{t \gg 1} x_{31}, \quad (2.9)$$

with $\lambda \equiv \exp(E_3 - R_1)$. Finally, a similar expression to x_T can be found using the box diagram [11]. However, the necessary assumptions are not fulfilled in our situation, for the same reasons that the box diagram alone does not work. Figure 1 shows an example of how eqs. (2.5) and (2.6) look like in practice on our two lattice ensembles close to on-shell kinematics. Both cases have been fitted using eq. (2.6), but it is clear that $\Delta \rightarrow 0$. The slope of the straight line corresponds to the matrix element $|x_{31}|$. Using the ratio $x_T(t)$, we tend to observe short plateaus, and we found that this formula is not as reliable in our situation as eqs. (2.5) and (2.6). That is why we will not use it to extract the decay width, although we show some intermediate steps in fig. 5.

To understand how to connect our lattice calculation to the physical decay, we employ non-relativistic quantum mechanics. We divide the QCD Lagrangian in a main diagonal piece $H_0 = |\bar{D}D\rangle \langle \bar{D}D| + |\psi(3770)\rangle \langle \psi(3770)|$, and a perturbation that allows the transition to occur, $H_1 = |\bar{D}D\rangle \langle \psi(3770)| + |\psi(3770)\rangle \langle \bar{D}D|$. For this assumption to hold, the off-diagonal matrix elements need to be small compared to the unperturbed Hamiltonian. In the experiment, we need to consider that the momentum of the final state forms a continuum, and we can describe the situation using the saddle-point approximation [24–26] to solve the Schrödinger equation. This method yields the fundamental properties of a decay: the initial state disappears exponentially fast in time as a function of the decay width Γ ; the momenta of the $\bar{D}D$ final state follow a Breit-Wigner distribution at sufficiently long times; and the existence of the decay channel modifies the energy of both the initial state and the center of the final distribution. The decay width of the initial state is given by Fermi's golden rule,

$$\Gamma = 2\pi \int d\Omega \rho(E = E_i) |x_{31}(E = E_i)|^2, \quad (2.10)$$

where Ω is the solid angle, ρ is the density of states, and $x_{31} = \langle \bar{D}D(E, \vec{p}) | \psi(3770) \rangle$ gives the transition amplitude. When the final state is non-interacting, such that each D -meson can be approximated by a plane wave, and the D -mesons cannot be distinguished, one can extract a useful relation between the lattice calculation and the decay width [12, 13],

$$\Gamma = \frac{L^3}{24\pi} p_i E_i |x_{31}(E = E_i)|^2 \quad \text{with} \quad p_i^2 = \frac{E_i^2}{4} - m_D^2. \quad (2.11)$$

The apparent volume dependence of Γ has to cancel with the behavior of the matrix element. We expect this cancelation to be exact for sufficiently large volumes. The expression can also be generalized to a virtual transition to ease the comparison with other theoretical calculations, although only an on-shell decay width has a physical meaning. Regarding the energy shift, it is much easier to extract it looking at the lattice simulation, where we have a two-level system with discrete momentum and (possibly) degenerate states. According to quantum mechanics, this system yields Rabi's formula and an oscillation between the two levels, $\psi(3770)$ and $\bar{D}D$, rather than a decay. The basic object in this situation is a two-level transfer matrix, whose eigenvalues predict the energy shift of the original states $\psi(3770)$ and $\bar{D}D$ due to their mixing,

$$T = \begin{pmatrix} -\delta/2 & x_{31} \\ x_{31}^* & \delta/2 \end{pmatrix}, \quad (2.12)$$

where δ is the energy difference between $\psi(3770)$ and $\bar{D}D$. In solving the eigenvalue problem, the hadronic mixing separates the initial spectrum by an amount $\epsilon^2 = |x_{31}|^2 + \delta^2/4$. When the transition is on-shell, $\delta = 0$, and the matrix element makes the states non-degenerate. An interesting note is that the energy shift appears as a first-order perturbation on the two-level setup, while it is second-order in the saddle-point approach.

Despite its advantages, this approach makes a series of assumptions that are not true in general, and one should be careful to apply it under the correct circumstances. First, the method does not attempt to connect the finite-volume matrix elements to an infinite-volume process. This is important because no scattering may occur on the lattice. A resonance appears as a pole in the scattering amplitude, with the decay width indicating the distance from the real axis. Therefore, one expects the systematic error of this method to be reduced in the narrow-width approximation with a physical tuning of masses and momenta. Second, the method assumes that the resonance is an asymptotic state, but different techniques would be needed if the decay channel were open for particular masses and lattice spacings¹.

3 Lattice setup

We employ two $N_f = 2$ CLS ensembles [28, 29], characterized by the Wilson-plaquette gauge action and two mass-degenerate flavors of Wilson quarks with non-perturbative $\mathcal{O}(a)$ improvement. The main parameters appear in table 1. The charm-quark mass was fixed such that $m_{D_s} = m_{D_s, \text{phys}} = 1968 \text{ MeV}$, while the gauge configurations were generated using a modified version of the DD-HMC algorithm [30–32]. We employ sequential fermion propagators with wall sources in a single time slice, diluted in time and spin. Besides, the scale is set using f_K [28]. In our simulations there are always one charm-quark and one charm-antiquark. We consider each of them to correspond to a different flavor, such that $\bar{c}\Gamma c'$ is not a flavor singlet bilinear anymore. As a consequence, any Wick contraction where the charm-quarks annihilate is no longer possible, reducing the number of diagrams to compute. The main requirement to extract the hadronic mixing is to make $\psi(3770)$

¹See [27] for a more detailed discussion of systematics.

id	β	a [fm]	L/a	κ_ℓ	m_π [MeV]	$m_\pi L$
D5	5.3	0.0658(7)(7)	24	0.13625	449	3.6
E5	5.3	0.0658(7)(7)	32	0.13625	437	4.7

Table 1. The CLS ensembles used. From left to right, the ensemble label, the bare strong coupling, the lattice spacing as determined in [28], the number of lattice sites in every spatial direction ($T = 2L$ in every ensemble), the value of κ_ℓ , the approximate value of the pion mass [33], and $m_\pi L$.

and $\bar{D}D$ energy degenerate. To do that, we apply PTBCs [34] to the charm quark. This transformation leaves the $\bar{c}c$ system at rest while we boost the D mesons in opposite directions. Note that at the operator level, c and \bar{c} are related by $\bar{c} = c^\dagger \gamma_4$. Therefore, if we give momentum \bar{p} to the quark, the anti-quark gets automatically momentum $-\bar{p}$, which means we cannot simulate configurations where both quark and antiquark have the same momentum. As a side effect, leaving the light-quarks with anti-periodic boundary conditions (anti-PBCs) preserves isospin symmetry, and the final states $\bar{D}^0 D^0$ and $D^- D^+$ remain mass-degenerate in our simulations. We apply the same twist angle in every spatial direction, such that the D -meson 3-momentum is $a\bar{p} = a\theta/L(1, 1, 1)$. Tables 3 and 4 show the probed values of the twist angle, and section 4 gives a simple polynomial interpolation of our results, which can be used to find the decay width at any virtuality close to the on-shell condition.

We apply two levels of Gaussian smearing (20 and 50 iterations) to the charm-quark fields, but only one (50 iterations) to the light-quarks. Since the amplitudes of the various correlators must cancel exactly for the method developed in [11] to work, the triangle diagram must have 50 iterations for all quarks at the source, where we locate the D mesons, and either 20 or 50 at the sink, where the charmonium is located. The diagrams with exclusively D -mesons have only 50 iterations, and the charmonium two-point function has all possible combinations. We apply ten iterations of APE smearing to the links employed in the Gaussian smearing to reduce short-distance fluctuations.

We use the following interpolators at zero momentum to create $\bar{c}c$ states with $J^{\text{PC}} = 1^{--}$ quantum numbers,

$$\begin{aligned}
O_1^\psi(\bar{0}, t) &= \sum_{\bar{x}} \bar{c}_{\bar{x}} \gamma_i c_{\bar{x}}, & O_2^\psi(\bar{0}, t) &= \sum_{\bar{x}} \bar{c}_{\bar{x}} \gamma_4 \gamma_i c_{\bar{x}}, \\
O_5^\psi(\bar{0}, t) &= \sum_{\bar{x}} \bar{c}_{\bar{x}} \vec{\nabla}_i \gamma_i \vec{\nabla}_i c_{\bar{x}}, & O_6^\psi(\bar{0}, t) &= \sum_{\bar{x}} \bar{c}_{\bar{x}} \vec{\nabla}_i \gamma_4 \gamma_i \vec{\nabla}_i c_{\bar{x}},
\end{aligned} \tag{3.1}$$

where $\bar{x} \in \mathbb{Z}^3$ is the position vector, and O_1 , O_2 , O_5 , and O_6 label the operators following the structure from [35]. The aforementioned operators are built with the appropriate symmetries and quantum numbers to overlap with the desired physical states. However, each individual operator couples to an infinite tower of states with its quantum numbers, not only the ones we are interested in, and the coupling strength can vary. To solve these issues and build an operator that maximizes the coupling with $\psi(3770)$, we form a matrix with the correlators of the operators O_i^ψ and solve the associated GEVP as described in section 4. This method creates orthogonal combinations of operators projected on each individual

state of the tower. Note that how well the GEVP spectrum resembles the experiment depends on the diversity of the operators chosen. For example, we observe that the use of odd T interpolators allows us to disentangle $\psi(2S)$ and $\psi(3770)$ [35]. Looking at logical improvements, one can, in principle, enlarge the GEVP matrix and include several particle states like the operator $O^{\bar{D}D}$ described in the following. However, the computational cost of the extra correlators quickly becomes too large. One last note is that, due to the reduction from Lorentz to hypercubic symmetry on the lattice, the operators also overlap with higher momentum states². However, these are quite heavy and do not distort the lower spectrum.

To interpolate the $\bar{D}D$ system on the p -wave configuration with isospin symmetry, we employ

$$O^{\bar{D}D}(\bar{p}, t) = \bar{D}^0(\bar{p}, t)D^0(-\bar{p}, t) - \bar{D}^0(-\bar{p}, t)D^0(\bar{p}, t), \quad (3.2)$$

where each D -meson is given by

$$\bar{D}^0(\bar{p}, t) = \sum_{\bar{x}} e^{-ia\bar{x}\bar{p}} \bar{c}_{\bar{x}} \gamma_5 u_{\bar{x}} \quad \text{and} \quad D^0(\bar{p}, t) = \sum_{\bar{x}} e^{-ia\bar{x}\bar{p}} \bar{u}_{\bar{x}} \gamma_5 c_{\bar{x}}. \quad (3.3)$$

The momentum $\bar{p} \in \mathbb{R}^3$ is chosen arbitrarily thanks to PTBCs. A similar discussion to that of charmonium applies here. However, the $\bar{D}D$ spectrum is expected to have much larger gaps such that excited states have only a small effect on the extracted levels. That is why we consider a single interpolator. Next, we turn to the correlators, which appear in fig. 2. Consider light and heavy propagators $U_{\bar{x}\bar{y}}$ and $H_{\bar{x}\bar{y}}$, respectively, between 3-vector positions \bar{x} and \bar{y} . To compute the spectrum of charmonium on the lattice, we require a symmetric matrix

$$P_{ij}^\psi(t) = \frac{\text{sign}}{V} \sum_{\bar{x}, \bar{y}} \langle \bar{c}_{\bar{x}} \Gamma_i c_{\bar{x}} \bar{c}_{\bar{y}} \Gamma_j c_{\bar{y}} \rangle = -\frac{\text{sign}}{V} \sum_{\bar{x}, \bar{y}} \langle \text{tr}(H_{\bar{x}\bar{y}} \Gamma_j H_{\bar{y}\bar{x}} \Gamma_i) \rangle_G. \quad (3.4)$$

The sign depends on the Γ structure at the source, $\text{sign} = +1$ if $\Gamma_j = \gamma_j$, and $\text{sign} = -1$ if $\Gamma_j = \gamma_0 \gamma_j$. This correlator corresponds to fig. 2a. We also use one real D -meson correlator,

$$P^D(\bar{p}, t) = -\frac{1}{V} \sum_{\bar{x}, \bar{y}} \cos[a\bar{p}(\bar{x} - \bar{y})] \langle \text{tr}(U_{\bar{x}\bar{y}} \Gamma H_{\bar{y}\bar{x}} \Gamma) \rangle_G, \quad (3.5)$$

which can be obtained replacing a heavy-quark by a light-quark propagator in fig. 2a. The transition matrix element, shown in fig. 2b, is a purely imaginary number,

$$T_i(\bar{p}, t) = \frac{2i}{V} \sum_{\bar{x}, \bar{y}, \bar{z}} \sin[a\bar{p}(\bar{y} - \bar{z})] \langle \text{tr}(\Gamma H_{\bar{x}\bar{y}} \Gamma U_{\bar{y}\bar{z}} \Gamma H_{\bar{z}\bar{x}}) \rangle_G. \quad (3.6)$$

We use PTBC to fix the D -meson momentum in the previous correlation functions. Finally, the $\bar{D}D$ propagator can be divided in two pieces,

$$P^{\bar{D}D}(\bar{p}, t) = \frac{1}{V} \sum_{\bar{w}, \bar{x}, \bar{y}, \bar{z}} \sin[a\bar{p}(\bar{w} - \bar{x})] \sin[a\bar{p}(\bar{y} - \bar{z})] \left(-2 \langle \text{tr}(H_{\bar{x}\bar{y}} \Gamma U_{\bar{y}\bar{x}} \Gamma) \text{tr}(H_{\bar{z}\bar{w}} \Gamma U_{\bar{w}\bar{z}} \Gamma) \rangle_G + 4 \langle \text{tr}(H_{\bar{x}\bar{y}} \Gamma U_{\bar{y}\bar{z}} \Gamma H_{\bar{z}\bar{w}} \Gamma U_{\bar{w}\bar{x}} \Gamma) \rangle_G \right), \quad (3.7)$$

²See [35] for a comprehensive table of operators and their overlapping quantum numbers

where the first term is the direct contribution in fig. 2c, and the second term represents the box component in fig. 2d. We cannot compute the full $\bar{D}D \rightarrow \bar{D}D$ correlator employing PTBCs, unfortunately. It is possible to see this writing the trigonometric functions as phases, and associating each one with its corresponding heavy quark. The configuration of momentum for some contributions to the direct and box diagram are incompatible with PTBCs. To bypass this problem, we split the correlator in two different pieces. The main component,

$$P_u^{DD}(\bar{p}, t) = \frac{1}{V} \left\langle \left| \langle \bar{D}^0(-\bar{p}, t) D^0(\bar{p}, 0) \rangle_F \right|^2 \right\rangle_G + \frac{2}{V} \left\langle \bar{D}^0(-\bar{p}, t) D^0(\bar{p}, t) \bar{D}^0(-\bar{p}, 0) D^0(\bar{p}, 0) \right\rangle_{\text{box}}, \quad (3.8)$$

which can be computed using PTBCs, and another piece, that we compute using Fourier modes (note the different momentum signs),

$$P_f^{DD}(\bar{p}, t) = \frac{1}{V} \left\langle \left| \langle \bar{D}^0(-\bar{p}, t) D^0(-\bar{p}, 0) \rangle_F \right|^2 \right\rangle_G + \frac{2}{V} \left\langle \bar{D}^0(-\bar{p}, t) D^0(\bar{p}, t) \bar{D}^0(\bar{p}, 0) D^0(-\bar{p}, 0) \right\rangle_{\text{box}}. \quad (3.9)$$

To compute the full $\bar{D}D$ propagator at a given momentum p , we interpolate linearly P_f^{DD} using its value at rest and on the first Fourier mode. Then,

$$P^{DD}(\bar{p}, t) = P_u^{DD}(\bar{p}, t) - P_f^{DD}(\bar{p}, t). \quad (3.10)$$

At rest, both components exactly cancel each other, but as one increases the momentum, the latter becomes quickly subdominant.

4 Analysis

In this section, we present our analysis of the $N_f = 2$ dataset detailed in section 3³. In experiment and in lattice simulations with all dynamical flavors, one obtains a spectrum that includes the mixing between different particles. However, in our case, the transition $\psi(3770) \rightarrow \bar{D}D$, with the final pair of mesons in a p-wave configuration, is kinematically forbidden because the first Fourier mode is much heavier than the states considered. This allows us to obtain an unmixed spectrum and compute the hadronic transition directly, making the comparison to phenomenological models easier. By adjusting the charm-quark twist-angle θ , we set the final state energy $E_{\bar{D}D}$. We assume that the $\bar{D}D$ mesons do not interact with each other, so that $E_{D\bar{D}} = 2E_D$, and that the relativistic dispersion in the continuum holds at finite lattice spacing,

$$E_D^2 = m_D^2 + 3 \left(\frac{\theta}{L} \right)^2. \quad (4.1)$$

³Regarding the statistical analysis, we employ the package *pyerrors* [36–38], which estimates the auto-correlation matrix as explained in [39].

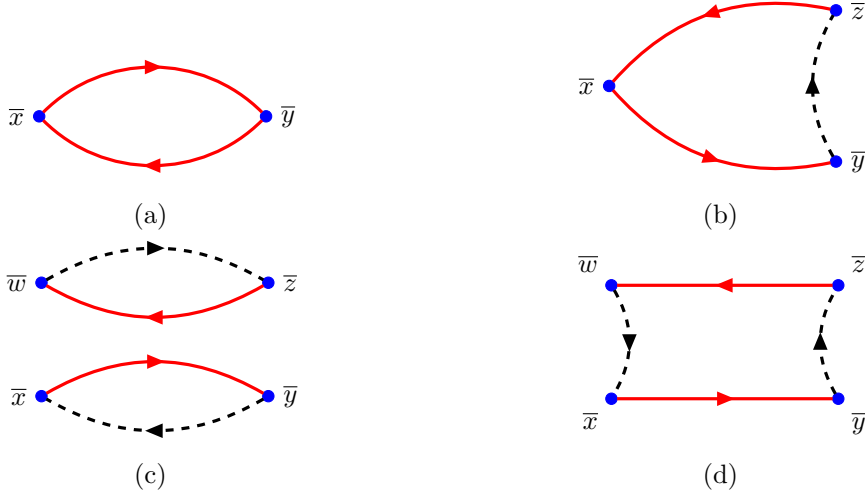


Figure 2. Main Wick contractions in this project. Figure 2a is the heavy meson propagator, fig. 2b the triangle diagram for the hadronic mixing, fig. 2c the direct $\bar{D}D$ propagator, and fig. 2d the box $\bar{D}D$ propagator. Solid lines indicate a charm propagator, dashed lines a light quark, and blue dots operator insertions in position space. Diagrams with charm annihilation are not considered.

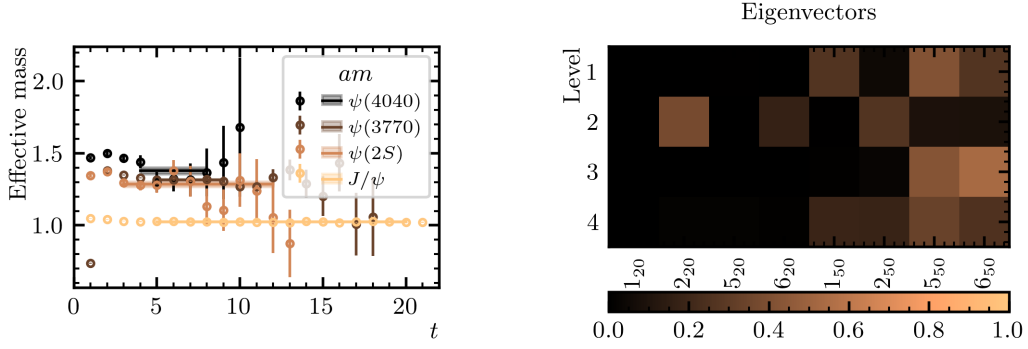


Figure 3. The charmonium spectrum (LEFT) and eigenvectors (RIGHT) as obtained from an 8×8 GEVP on ensemble D5. The labels refer to the interpolator (see eq. (3.1)) and the number of smearing iterations.

Note that we set PTBCs for each space direction, creating an isotropic momentum $\vec{p} = (1, 1, 1) \theta/L$. The threshold condition in the CM frame reads $m_{\psi(3770)} = 2E_D$, and the corresponding twist angle is given by

$$\frac{\theta_0}{L} = \sqrt{\frac{1}{12} [m_{\psi}^2 - (2m_D)^2]}. \quad (4.2)$$

The next step is to determine am_{ψ} and am_D in the ensembles D5 and E5. First, we form an 8×8 GEVP with the bilinears given in section 3 and two levels of Gaussian smearing with 20 and 50 iterations. We solve the linear system for the first four vector states in time slices $t_0/a = 4$ and $t/a = 6$, fulfilling the rule $2t_0 \geq t$ necessary to minimize systematic uncertainties [40]. In this regime, the main systematic error in the extraction of the energy

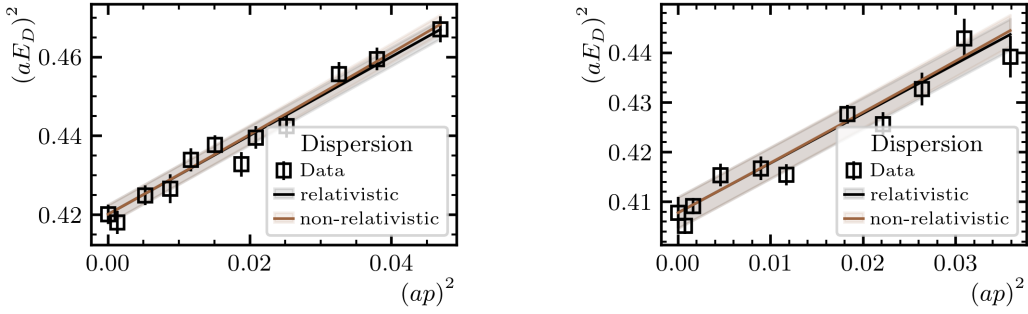


Figure 4. The D -meson energy as a function of the twist angle compared to the dispersion relation in the continuum on ensembles D5 (LEFT) and E5 (RIGHT). We observe the data can be described well by the non-relativistic dispersion relation including the rest mass.

Level	Fit Interval	χ^2/dof	am_ψ	m_ψ [MeV]
1	[5, 20]	25.96/15	1.02423(63)	3074.1(2.4)
2	[3, 12]	5.93/9	1.286(17)	3859(52)
3	[5, 9]	0.34/4	1.3148(43)	3946(13)
4	[4, 8]	3.88/4	1.379(22)	4139(67)

Table 2. Charmonium spectrum on ensemble D5. We employ the same values on E5.

levels vanishes like $\exp(-t[E_{N+1} - E_n])$ [40], where E_n is the energy level computed and E_{N+1} is the first state not included in the GEVP. In our case, $N = 8$ but we only show results $n \leq 4$ because the signal is lost too fast. The eigenvectors of each energy level appear in fig. 3 normalized to $(v_n)_i(v_n)_i/(v_n^T v_n)$. The index i runs over the vector entries, and it is not summed. We observe that larger smearing interpolates our states better, and we need odd T interpolators to separate $\psi(2S)$ from $\psi(3770)$. Once we have obtained the eigenvectors, we project $C(t)$ to a particular level to obtain the eigenvalues, which show a residual time dependence; see fig. 3. To remove the latter, we compute the effective mass of the eigenvalue and fit it to a constant. The resulting spectrum can be seen in table 2 in lattice and physical units. Next, we determine the D -meson energy for various twist angles θ using a single-exponential fit to the correlators of the $\bar{c}\gamma_5 u$ interpolator. The fit results appear in tables 3 and 4, and we compare the energies with their continuum dispersion relation in fig. 4, which shows that E_D is free of lattice artifacts and follows the non-relativistic dispersion relation. This proves our initial assumption for the momentum dependence of E_D . Unlike in the charmonium spectrum, the light-quarks play a more significant role in the determination of the D mass, as well as finite-size effects and the missing continuum extrapolation. Plugging the values of am_ψ and am_D into eq. (4.2), we obtain the twist angle θ_0 for the on-shell condition. The values appear in table 7.

If the on-shell condition is satisfied, we can apply eq. (2.5) to extract the mixing x_{31} . However, we can relax this condition and use eq. (2.6). Both are linear fits and can be solved algebraically. We decide to fit the lattice data to the latter expression, including

θ	$\sqrt{3}\theta/L$	Fit Interval	χ^2/dof	$ a^3 A_D ^2 \times 10^7$	aE_D	E_D [MeV]
0.0	0.0	[7, 15]	1.04/7	2708(61)	0.6482(18)	1945.3(5.6)
0.5	0.036	[7, 20]	12.29/12	2707(64)	0.6466(23)	1940.5(6.9)
1.0	0.072	[7, 18]	8.16/10	2737(58)	0.6519(19)	1956.5(5.9)
1.3	0.094	[7, 18]	8.67/10	2642(63)	0.6531(28)	1960.3(8.4)
1.5	0.108	[5, 20]	19.35/14	2742(54)	0.6588(22)	1977.2(6.8)
1.7	0.123	[7, 19]	12.74/11	2692(65)	0.6615(19)	1985.5(5.9)
1.9	0.137	[7, 19]	5.07/11	2559(63)	0.6579(24)	1974.5(7.2)
2.0	0.144	[7, 20]	10.2/12	2743(66)	0.6630(22)	1989.9(6.6)
2.2	0.159	[7, 20]	18.67/12	2567(70)	0.6652(22)	1996.5(6.7)
2.5	0.18	[7, 20]	16.34/12	2494(60)	0.6750(22)	2025.9(6.8)
2.7	0.195	[7, 18]	21.58/10	2647(67)	0.6778(21)	2034.4(6.4)
3.0	0.217	[6, 20]	11.24/13	2488(53)	0.6834(24)	2051.2(7.3)

Table 3. D -meson spectrum on D5. From left to right, the twist angle and momentum, fit interval, fit quality, amplitude of the exponential, aA_D , and energy of the D -meson.

θ	$\sqrt{3}\theta/L$	Fit Interval	χ^2/dof	$ a^3 A_D ^2 \times 10^7$	aE_D	E_D [MeV]
0.0	0.0	[17, 22]	3.09/4	2565(109)	0.6386(25)	1914.9(7.4)
0.5	0.027	[11, 26]	15.65/14	2525(44)	0.6365(13)	1908.8(4.0)
0.75	0.041	[11, 26]	10.33/14	2592(45)	0.6396(13)	1918.1(4.0)
1.25	0.068	[11, 26]	2.77/14	2604(57)	0.6445(18)	1932.6(5.4)
1.75	0.095	[12, 22]	10.1/9	2465(69)	0.6455(18)	1935.8(5.6)
2.0	0.108	[12, 22]	15.89/9	2462(65)	0.6445(17)	1932.8(5.1)
2.5	0.135	[10, 20]	4.29/9	2512(50)	0.6539(15)	1961.0(4.5)
2.75	0.149	[12, 25]	26.67/12	2334(60)	0.6524(18)	1956.4(5.6)
3.0	0.162	[15, 20]	3.32/4	2477(97)	0.6578(25)	1972.5(7.6)
3.25	0.176	[15, 20]	2.01/4	2588(119)	0.6655(30)	1995.6(9.1)
3.5	0.189	[15, 20]	2.84/4	2292(114)	0.6627(31)	1987.3(9.5)

Table 4. D -meson spectrum on E5. Format as in table 3.

correlations. The fit results for ensembles D5 and E5 appear in tables 5 and 6, respectively. There, we gather the fit interval in lattice units, the fit quality, as well as the values of the hadronic mixing and the constant A . The fit is plotted in fig. 1, where the ratio \mathcal{R} appears as a function of time, and we indicate the fit range and the uncertainty. As a next step, we plot the results of tables 5 and 6 as a function of the D -meson momentum in fig. 5. The general structure of the plots was expected. From a maximum close to the on-shell condition, the matrix element quickly decreases as the momentum is varied. We also plot the fit to a constant from eq. (2.9), which gives values in the same range, although we believe it is inferior to eq. (2.6) for the reasons we mentioned in section 2. We observe

θ	Fit Interval	$\sqrt{3}\theta/L$	$a x_{31} $	A
0.5	[2, 5]	0.036	0.0100(14)	0.0010(29)
1.0	[2, 5]	0.072	0.0158(12)	-0.0002(23)
1.3	[2, 5]	0.094	0.01811(87)	-0.0028(17)
1.5	[2, 6]	0.108	0.01903(80)	-0.0039(15)
1.7	[2, 7]	0.123	0.0187(11)	-0.0044(21)
1.9	[2, 7]	0.137	0.01874(72)	-0.0055(16)
2.0	[2, 7]	0.144	0.01731(73)	-0.0050(19)
2.2	[2, 6]	0.159	0.01675(73)	-0.0055(15)
2.5	[2, 5]	0.18	0.01516(77)	-0.0066(16)
2.7	[2, 5]	0.195	0.01260(65)	-0.0054(15)
3.0	[2, 5]	0.217	0.01029(92)	-0.0070(16)

Table 5. Fit to the off-shell eq. (2.6) on ensemble D5. The constant A is dimensionless. All data points are fitted together, giving $\chi^2/\text{dof} = 27.23/30$. A plot of these points appear in fig. 5.

θ	Fit interval	$\sqrt{3}\theta/L$	$a x_{31} $	A
0.5	[6, 10]	0.027	0.0082(24)	-0.013(15)
0.75	[5, 9]	0.041	0.0088(12)	-0.0096(59)
1.25	[6, 9]	0.068	0.0122(13)	-0.0152(79)
1.75	[4, 8]	0.095	0.01229(58)	-0.0096(24)
2.0	[4, 8]	0.108	0.01300(51)	-0.0122(24)
2.5	[5, 9]	0.135	0.01146(64)	-0.0106(33)
2.75	[6, 10]	0.149	0.0095(11)	-0.0003(72)
3.0	[6, 9]	0.162	0.0094(10)	-0.0066(61)
3.25	[6, 9]	0.176	0.0057(11)	0.0140(63)
3.5	[5, 9]	0.189	0.00426(67)	0.0107(33)

Table 6. Fit to the off-shell eq. (2.6) on ensemble E5. The constant A is dimensionless. All data points are fitted together, giving $\chi^2/\text{dof} = 34.23/27$. A plot of these points appear in fig. 5.

that the momentum dependence can be fitted by a parabola that vanishes at $p = 0$,

$$|x_{31}|(p) = c_1 - c_2(p - p_0)^2, \quad (4.3)$$

where $p = \sqrt{3}\theta/L$, and $p_0 = \sqrt{c_1/c_2}$. We perform a correlated fit of the data points and obtain $ac_1 = 0.018\,69 \pm 0.000\,32$, $c_2/a = 1.169 \pm 0.044$ with $\chi^2/\text{dof} = 34.39/39$ in ensemble D5, $ac_1 = 0.012\,76 \pm 0.000\,56$, $c_2/a = 1.183 \pm 0.052$ with $\chi^2/\text{dof} = 42.51/35$ on E5.

The choice of fit intervals to extract $a|x_{31}|$ is paramount to obtain a good χ^2 per degree of freedom. Taking into account all the twist angles, there are billions of options for reasonable fit intervals. We obtain 10000 samples $P[c_1]$, $P[c_2]$, and $P[\chi^2]$ for variables c_1 , c_2 , and χ^2 , respectively, choosing random fit intervals for each twist angle in eq. (2.6). We use these samples as a guide to choose the final fit intervals shown in tables 5 and 6. The

χ^2 and degrees of freedom shown under eq. (4.3) are the sum of eqs. (2.5) and (4.3) fits.

With eq. (4.3), we can find the decay width of $\psi(3770)$ employing eq. (2.11) directly. Furthermore, the energy shift of the spectrum can be determined using perturbation theory. For the on-shell condition, the states are separated by $E \rightarrow E \pm |x_{31}|$. For a generic transition, we use eq. (2.12)⁴. The values on-shell appear in table 7, which summarizes our main results. First, we observe that the twist angle θ for the on-shell condition varies a factor two between D5 and E5. This is due to the small difference between the spectrum of the two ensembles, which can be traced back to finite-volume effects (FVEs). Therefore, an important conclusion is that FVEs change the on-shell condition quite dramatically. Associated with the twist angle, the D -meson has a momentum that, although large, still allows for a non-relativistic analysis. Next, the hadronic mixing $a|x_{31}|$ directly gives the energy shift for the spectrum. The heavier state becomes heavier by an amount $+\epsilon$ and the lighter system becomes lighter by the same amount, at first order in perturbation theory. Then, we indicate the decay width obtained on the lattice. The results for both ensembles agree very well, and we expect the difference to come from FVEs, which at our level of precision are still not very relevant. From the two ensembles, E5 is larger and its results should be closer to infinite volume. Therefore, we take the value of Γ [MeV] in E5 shown in table 7 as our best estimate of the decay width of $\psi(3770)$. This should be compared to the experimental result $\Gamma(\psi(3770) \rightarrow \bar{D}D) = (27.2 \pm 1.0) \text{ MeV}$ [1]. Of course, one should bear in mind that ours is an exploratory study, utilizing only two ensembles with non-physical pion masses, which can affect the D -meson spectrum, and we have not taken the continuum limit either. However, our results demonstrate that it is possible to extract the decay width of a charmonium excitation using the method developed in [11].

Lastly, one can qualitatively explain the lattice data using some analytic method. We resort to the 3P_0 quark model described in appendix A. Comparing figs. 6 and 8, we observe that the quark model reproduces the main features of our data, mainly its bell shape as a function of the off-shell D -meson momentum. In this model, one can play with the coupling β , that varies the height of the curve, and the parameters of the harmonic oscillators. Although it provides us with a physical understanding of the process, the model cannot provide a good description in terms of fit quality.

5 Conclusions and outlook

In this project, we employ the ratio method proposed in [10] to determine the decay width and the energy shift for the process $\psi(3770) \rightarrow \bar{D}D$, finding the results shown in table 7 on two CLS ensembles with two dynamical flavors. We predict a decay width $\Gamma = (24.2 \pm 6.4) \text{ MeV}$, fully compatible with the experiment. The energy shift, although a

⁴Although the only object defined for off-shell kinematics is the amplitude $|x_{31}|$, this is not a physical observable, and different approaches may normalize this quantity in a different way—for instance, the 3P_0 quark-model described in appendix A has different units than our calculation. Then, to compare the entire kinematic range with other determinations, we remove the condition of energy conservation from the decay width, in such a way as to compare objects with the same units. Obviously, this is purely a theoretical comparison between two methods, and the decay width is only properly defined on-shell.

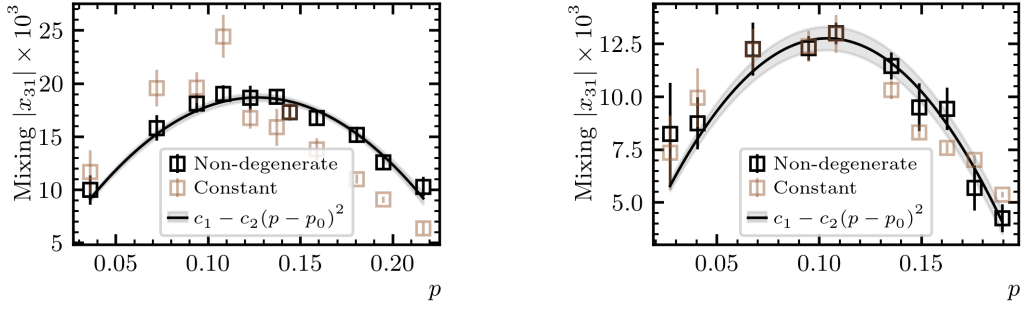


Figure 5. The mixing $|x_{31}| \times 10^3$ for ensembles D5 (LEFT) and E5 (RIGHT). The dark points are obtained from a linear fit to the non-degenerate formula in eq. (2.6), while the lighter points are fitted to a constant using eq. (2.9). The band fits only the dark points.

Ensemble	θ_0 [rad]	p [MeV]	$a x_{31} $	ϵ [MeV]	Γ/a	Γ [MeV]
D5	1.52(24)	329(52)	0.01837(73)	55.1(2.2)	0.0089(21)	26.8(6.2)
E5	2.89(25)	468(40)	0.0095(16)	28.5(4.9)	0.0081(21)	24.2(6.4)

Table 7. On-shell results. The twist angle θ_0 where the energy is conserved, the associated D -meson momentum, the hadronic mixing in lattice units, the energy shift in the charmonium spectrum, and the decay width.

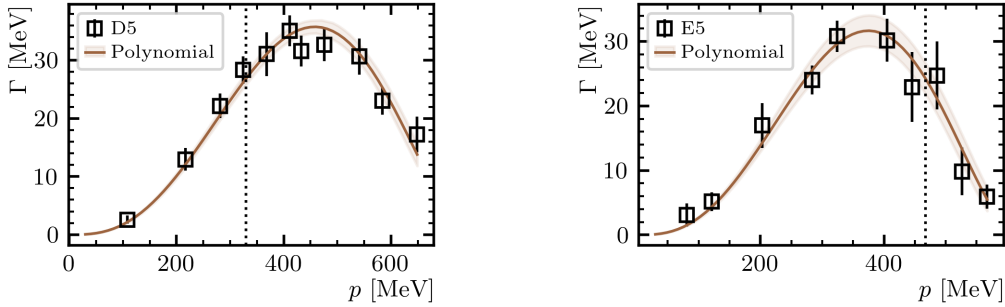


Figure 6. Decay width on ensembles D5 (LEFT) and E5 (RIGHT) as a function of the D -meson momentum. We fit the lattice data to eqs. (2.11) and (4.3) (contiguous line). The vertical line marks the on-shell condition.

theoretical quantity, informs us by how much the spectrum would shift in a fully dynamical simulation. We are able to determine it precisely, and we observe a stronger dependence with the volume than the decay width. We found that the 3P_0 quark model describes qualitatively the lattice data, providing a physical insight into how to explain the lattice simulation with non-relativistic quantum mechanics. We refer to [41] for further details.

Our study employs PTBCs on the charm quarks to precisely fix the kinematics, and we solve a GEVP to isolate the excited charmonium state $\psi(3770)$. In the literature, the ratio method is commonly used to study transitions between ground states, and we needed to re-derive its basic relations to extract the transition amplitude and account for an excited

energy level in the initial state. We found that several relations given in [12] are no longer applicable in our situation, but enough remains to analyze the lattice data.

The ratio method relies on the narrow width approximation because, unlike the approach defined in [4–7], it does not establish a direct connection between the lattice matrix elements and the scattering in infinite volume. This introduces a systematic error difficult to estimate that limits the applicability of this method. Although both approaches rely on good lattice spectroscopy to give a prediction of the decay, the cost is a stark difference between the two methods. Had we done this calculation with [4–7], we would have considered several volumes and reference frames, having to solve a GEVP for each of them. Precisely, the high computational costs prevent many works employing [4–7] from taking the continuum limit or simulating at physical light-quark masses. And although this is not a fundamental barrier, it continues to be a source of systematic uncertainty.

The analysis can readily be extended to more ensembles, taking the continuum limit and approaching the physical quark masses. Looking at the difference between ensembles D5 and E5, we observe that the FVEs are smaller than the statistical errors, and we have not considered systematic errors at this stage. Regarding the spectrum, it was shown in [42] that it is important to include in the GEVP correlators for both the initial and the final states, otherwise there is the possibility to miss some level. In our project, this would require expanding the GEVP matrix with $\langle O^{\bar{D}D} O^{\bar{D}D,\dagger} \rangle$ and $\langle O^{\bar{D}D} O^{\psi,\dagger} \rangle$ correlators.

This study can also be expanded modifying the heavy-quark mass. Lowering κ_c towards values closer to κ_s , we would approach the transition $\phi \rightarrow K \bar{K}^0$, while increasing κ_c up to κ_b , we would draw nearer to $\Upsilon(4S) \rightarrow B \bar{B}$. In practice, we believe that distillation [43] is a prerequisite to correctly isolate the spectrum at a wide variety of heavy-quark masses and reduce the statistical uncertainties. The method presented here could be applied to simulations with more dynamical flavors, although care should be taken that final-state interactions are small to prevent large FVEs due to PTBCs. In relation to the 3P_0 quark model, we could perform a comparison with [44], and see if the lattice results in the continuum limit can be described with the functional dependence of β given there, which is fitted to the experiment.

Acknowledgments

The work of TSJ was supported by Agence Nationale de la Recherche under the contract ANR-17-CE31-0019, and by the STFC Consolidated Grant ST/X000494/1 Particle Theory at the Higgs Centre. This work is supported in part (J.N. and J.H.) by the program “Netzwerke 2021”, an initiative of the Ministry of Culture and Science of the State of Northrhine Westphalia, in the NRW-FAIR network, funding code NW21-024-A. Additionally, this work is supported by the German Research Foundation (DFG) through the Research Training Group “GRK 2149: Strong and Weak Interactions – from Hadrons to Dark Matter” (J.N. and J.H.). This project was granted access to the HPC resources of TGCC (2024-A0160502271) by GENCI. Parts of the calculations for this publication were performed on the HPC cluster PALMA II of the University of Münster, subsidised by the DFG (INST 211/667-1). J.H. would like to thank the long-term workshop on HHIQCD2024 at the

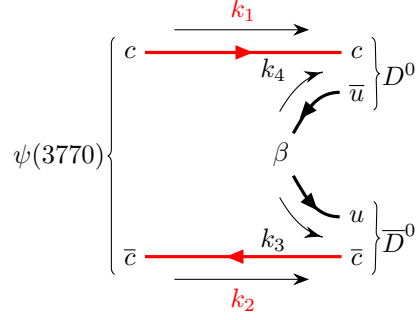


Figure 7. The decay $\psi(3770) \rightarrow \bar{D}D$ as understood by the 3P_0 quark model. The light quarks are created from the vacuum with strength β . The heavy quarks do not interact, and therefore one should rearrange the quark quantum numbers to obtain the correct final state.

	E_0	E_1	E_2	E_3	E_4	E_5
n	0	1	2 2	3 3	4 4 4	5 5 5
l	0	1	2 0	3 1	4 2 0	5 3 1

Table 8. First few quantum numbers and energies for the harmonic oscillator wave function.

Yukawa Institute for Theoretical Physics (YITP-T-24-02) for giving him a chance for useful discussions as this work was finished. The authors thank Alain Le Yaouanc and Antonin Portelli for fruitful discussions.

A 3P_0 quark-pair creation model

We would like to describe the dependence on the D -meson momentum of the matrix element $\langle \psi(3770) | \bar{D}D \rangle$ with an effective theory. In this way, we create a simplified picture of the decay process that we can understand analytically. For this reason, we employ the so-called 3P_0 quark-pair creation model, which was introduced in [2, 3] back in 1969 and 1970 to explain $1 \rightarrow 2$ particle transitions. It assumes all hadrons are made out of constituent quarks, and that c and \bar{c} are mere spectators, such that the final state is obtained creating a quark-antiquark pair from the vacuum with quantum numbers 0^{++} , see fig. 7. Since the lowest quantum numbers to achieve this are $L = 1$ and $S = 1$, this results in the configuration 3P_0 that gives name to the model. In its most basic form, there is only one free parameter, which we call β , that gives the strength of the pair creation. This quark model has been applied to both meson and baryon decays [45, 46], including $\psi(4040)$ and $\psi(4415)$ [47, 48]. More recently, it has been shown that the agreement with heavy meson decays, including $\psi(3770)$, can be improved making the coupling β a function of the meson reduced mass [44]. We will not discuss this work, however, as our analysis employs different conventions and our results are not in the continuum. Besides, there are relativistic implementations [49] that we do not require in this project. We follow the non-relativistic approach by [23], where the meson wave functions are described by a harmonic oscillator in

spherical coordinates. Using natural units, we consider the time-independent solution

$$\Psi_{nlm}(\vec{p}) = \frac{A_{nl}(p)}{p} Y_l^m(\theta, \phi), \quad (\text{A.1})$$

with the spherical harmonics for the angular dependence and the radial piece

$$A_{nl}(p) = N(n, l) p^{l+1} e^{-\frac{p^2}{2\gamma}} L_{\frac{1}{2}(n-l)}^{(l+1/2)} \left(\frac{p^2}{\gamma} \right). \quad (\text{A.2})$$

We define $\gamma \equiv m\omega$, L is the generalized Laguerre polynomial and the normalization factor is

$$N(n, l) = (-i)^n \left(\frac{2^{n+l+2}}{\sqrt{\pi}\gamma^{l+3/2}} \frac{\left(\frac{n-l}{2}\right)! \left(\frac{n+l}{2}\right)!}{(n+l+1)!} \right)^{1/2}. \quad (\text{A.3})$$

The quantum number n gives the energy of the oscillator, $E_n = \omega(n + 3/2)$, and l and m are the eigenvalues of the total angular momentum and the third component, respectively. Note the quantum numbers must fulfill the following rules: l and n are non-negative integers, with $n \geq l$; l and n must be both even or both odd; and $-l \leq m \leq l$. These rules restrict the combination of quantum numbers to the ones shown in table 8.

We assign one wave function to $\psi(3770)$ and another to the D -meson. To fully specify them, we need the values of ω and m , which are the oscillator period and the reduced mass, respectively. We also need to identify the physical states, which have particular J^{PC} quantum numbers, with a given harmonic oscillator. Regarding charmonium, $n = l = 0$ corresponds to J/ψ ; $n = 2, l = 0$ is $\psi(2S)$; and $\psi(3770)$ is given by $n = l = 2$. Note that within the confines of this nonrelativistic description, the spin does not enter explicitly in the wavefunction, and $\psi(2S)$ and $\psi(3770)$ are mass-degenerate. Meanwhile, $n = l = 1$ corresponds to $\chi_{c1}(1P)$, which is instead an axial vector. For the D -meson, we select $n = l = 0$. In addition, we need to provide values for the period of the harmonic oscillator ω and the mass m . The latter corresponds to the reduced mass of the quark-antiquark system of each meson. To analyze our data, we may give values to these quantities based on the lattice results. In this appendix, we use the experimental values as an example: $\omega = 342 \text{ MeV}$ and $\gamma = 92362 \text{ MeV}^2$ for D^0 and \bar{D}^0 ; $\omega = 294.6 \text{ MeV}$ and $\gamma = 220948.875 \text{ MeV}^2$ for $\psi(3770)$. The frequency is extracted by looking at the energy difference between consecutive states. Omitting energy and momentum conservation, the hadronic transition amplitude is [23],

$$x_{31}(p) = \frac{1}{\sqrt{30}} I_{0,0} - \frac{1}{2\sqrt{10}} (I_{1,-1} + I_{-1,1}), \quad (\text{A.4})$$

The prefactors are the appropriate Clebsch-Gordan coefficients and spin matrix elements. The spatial integrals $I_{0,0}$, $I_{1,-1}$ and $I_{-1,1}$ are given by

$$I_{m,m'} = \frac{\beta}{8} \int d^3k \mathcal{Y}_1^m(\vec{k} - \vec{k}_D) \Psi_{22m'}^\psi \left(\frac{\vec{k} + \vec{k}_D}{2} \right) \Psi_{000}^{\bar{D}^*} \left(\frac{\vec{k} - \vec{k}_D}{2} \right) \Psi_{000}^{D^*} \left(\frac{\vec{k} - \vec{k}_D}{2} \right), \quad (\text{A.5})$$

where \mathcal{Y} is a solid harmonic, k_D is the momentum of a D -meson in the final state, and $\Psi_{22m'}^\psi$, $\Psi_{000}^{\bar{D}^*}$ and $\Psi_{000}^{D^*}$ are the harmonic oscillators associated with $\psi(3770)$ and D respectively. The

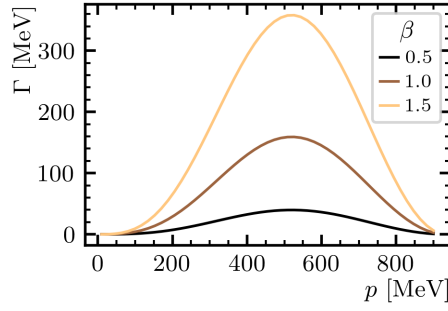


Figure 8. The decay width eq. (A.6), given by the physical masses and eq. (A.4) for the hadronic mixing, as a function of the D -meson momentum. We plot the function for several values of the quark-pair creation constant β , which is dimensionless.

parameter α is defined in terms of the constituent quark masses, $\alpha \equiv (m_c - m_\ell)/(m_c + m_\ell)$, where $m_c \sim 1.5$ GeV and $m_\ell \sim 0.33$ GeV. Note that $I_{1,-1} = I_{-1,1}$. Since we employ a different normalization for the hadronic transition, we compare the decay width directly with the one obtained from the lattice calculation. Using eq. (A.4), the decay width is [50]

$$\Gamma = 8\pi^2 \frac{E^2 p}{m_{\psi(3770)}} |x_{31}|^2, \quad \text{with} \quad p^2 = \frac{E^2}{4} - m_D^2. \quad (\text{A.6})$$

Setting $\vec{k}_D = (0, 0, k_D)$, we plot the decay width as given by the 3P_0 quark model in fig. 8 as a function of the D -meson momentum and different values of the quark-antiquark coupling, β . The on-shell condition in experiment, depending on the decay channel, occurs at $p \sim 250$ MeV.

References

- [1] R.L. Workman et al., *Review of Particle Physics*, *PTEP* **2022** (2022) 083C01.
- [2] L. Micu, *Decay rates of meson resonances in a quark model*, *Nuclear Physics B* **10** (1969) 521.
- [3] R.D. Carlitz and M. Kislinger, *Regge amplitude arising from $su(6)_w$ vertices*, *Phys. Rev. D* **2** (1970) 336.
- [4] Lüscher M., *Volume Dependence of the Energy Spectrum in Massive Quantum Field Theories. 1. Stable Particle States*, *Commun. Math. Phys.* **104** (1986) 177.
- [5] Lüscher M., *Volume Dependence of the Energy Spectrum in Massive Quantum Field Theories. 2. Scattering States*, *Commun. Math. Phys.* **105** (1986) 153.
- [6] Lüscher Martin, *Signatures of unstable particles in finite volume*, *Nucl. Phys. B* **364** (1991) 237.
- [7] Lüscher Martin, *Two particle states on a torus and their relation to the scattering matrix*, *Nucl. Phys. B* **354** (1991) 531.
- [8] C.B. Lang, L. Leskovec, D. Mohler and S. Prelovsek, *Vector and scalar charmonium resonances with lattice QCD*, *JHEP* **09** (2015) 089 [[1503.05363](#)].

- [9] S. Piemonte, S. Collins, D. Mohler, M. Padmanath and S. Prelovsek, *Charmonium resonances with $J^{PC} = 1^{--}$ and 3^{--} from $\bar{D}D$ scattering on the lattice*, *Phys. Rev. D* **100** (2019) 074505 [[1905.03506](#)].
- [10] P. Pennanen and C. Michael, *String breaking in zero temperature lattice QCD*, [hep-lat/0001015](#).
- [11] C. McNeile and C. Michael, *Mixing of scalar glueballs and flavor singlet scalar mesons*, *Phys. Rev. D* **63** (2001) 114503 [[hep-lat/0010019](#)].
- [12] C. McNeile, C. Michael and P. Pennanen, *Hybrid meson decay from the lattice*, *Phys. Rev. D* **65** (2002) 094505 [[hep-lat/0201006](#)].
- [13] C. McNeile and C. Michael, *Hadronic decay of a vector meson from the lattice*, *Phys. Lett. B* **556** (2003) 177 [[hep-lat/0212020](#)].
- [14] C. McNeile, C. Michael and G. Thompson, *Hadronic decay of a scalar B meson from the lattice*, *Phys. Rev. D* **70** (2004) 054501 [[hep-lat/0404010](#)].
- [15] B. Blossier, N. Garron and A. Gérardin, *Pion couplings to the scalar B meson*, *Eur. Phys. J. C* **75** (2015) 103 [[1410.3409](#)].
- [16] C. Alexandrou, J.W. Negele, M. Petschlies, A. Strelchenko and A. Tsapalis, *Determination of Δ Resonance Parameters from Lattice QCD*, *Phys. Rev. D* **88** (2013) 031501 [[1305.6081](#)].
- [17] C. Alexandrou, J.W. Negele, M. Petschlies, A.V. Pochinsky and S.N. Syritsyn, *Study of decuplet baryon resonances from lattice QCD*, *Phys. Rev. D* **93** (2016) 114515 [[1507.02724](#)].
- [18] S.U. Chung, J. Brose, R. Hackmann, E. Klempt, S. Spanier and C. Strassburger, *Partial wave analysis in k-matrix formalism*, *Annalen der Physik* **507** (1995) 404 [<https://onlinelibrary.wiley.com/doi/pdf/10.1002/andp.19955070504>].
- [19] A.G. Shamov and K.Y. Todyshev, *Analysis of BaBar, Belle, BES-II, CLEO and KEDR data on $\psi(3770)$ line shape and determination of the resonance parameters*, *Phys. Lett. B* **769** (2017) 187 [[1610.02147](#)].
- [20] T.V. Uglov, Y.S. Kalashnikova, A.V. Nefediev, G.V. Pakhlova and P.N. Pakhlov, *Exclusive open-charm near-threshold cross sections in a coupled-channel approach*, *JETP Lett.* **105** (2017) 1 [[1611.07582](#)].
- [21] S. Coito and F. Giacosa, *Line-shape and poles of the $\psi(3770)$* , *Nucl. Phys. A* **981** (2019) 38 [[1712.00969](#)].
- [22] C. Hanhart, S. Kürten, M. Reboud and D. van Dyk, *Analysis of the $\psi(3770)$ resonance in line with unitarity and analyticity constraints*, *Eur. Phys. J. C* **84** (2024) 483 [[2312.00619](#)].
- [23] A. Le Yaouanc, L. Oliver, O. Pene and J.C. Raynal, *Naive quark pair creation model of strong interaction vertices*, *Phys. Rev. D* **8** (1973) 2223.
- [24] V. Weisskopf and E. Wigner, *Berechnung der natürlichen linienbreite auf grund der diracschen lichttheorie*, *Zeitschrift für Physik* **63** (1930) 54.
- [25] C. Cohen-Tannoudji, B. Diu and F. Laloë, *Quantum mechanics; 1st ed.*, Wiley, New York, NY (1977).
- [26] J.J. Sakurai and J. Napolitano, *Modern Quantum Mechanics*, Quantum physics, quantum information and quantum computation, Cambridge University Press (10, 2020), [10.1017/9781108587280](#).

- [27] R.A. Briceno, J.J. Dudek and R.D. Young, *Scattering processes and resonances from lattice QCD*, *Rev. Mod. Phys.* **90** (2018) 025001 [[1706.06223](#)].
- [28] P. Fritzsche, F. Knechtli, B. Leder, M. Marinkovic, S. Schaefer, R. Sommer et al., *The strange quark mass and Lambda parameter of two flavor QCD*, *Nucl. Phys. B* **865** (2012) 397 [[1205.5380](#)].
- [29] J. Heitger, G.M. von Hippel, S. Schaefer and F. Virotta, *Charm quark mass and D-meson decay constants from two-flavour lattice QCD*, *PoS LATTICE2013* (2014) 475 [[1312.7693](#)].
- [30] Lüscher Martin, *Solution of the Dirac equation in lattice QCD using a domain decomposition method*, *Comput. Phys. Commun.* **156** (2004) 209 [[hep-lat/0310048](#)].
- [31] Lüscher Martin, *Schwarz-preconditioned HMC algorithm for two-flavour lattice QCD*, *Comput. Phys. Commun.* **165** (2005) 199 [[hep-lat/0409106](#)].
- [32] Lüscher Martin, *Deflation acceleration of lattice QCD simulations*, *JHEP* **12** (2007) 011 [[0710.5417](#)].
- [33] M. Della Morte, A. Francis, V. Gülpers, G. Herdoíza, G. von Hippel, H. Horch et al., *The hadronic vacuum polarization contribution to the muon $g - 2$ from lattice QCD*, *JHEP* **10** (2017) 020 [[1705.01775](#)].
- [34] C.T. Sachrajda and G. Villadoro, *Twisted boundary conditions in lattice simulations*, *Phys. Lett. B* **609** (2005) 73 [[hep-lat/0411033](#)].
- [35] D. Mohler, S. Prelovsek and R.M. Woloshyn, *$D\pi$ scattering and D meson resonances from lattice QCD*, *Phys. Rev. D* **87** (2013) 034501 [[1208.4059](#)].
- [36] F. Joswig, S. Kuberski, J.T. Kuhlmann and J. Neuendorf, *pyerrors: A python framework for error analysis of Monte Carlo data*, *Comput. Phys. Commun.* **288** (2023) 108750 [[2209.14371](#)].
- [37] A. Ramos, *Automatic differentiation for error analysis of Monte Carlo data*, *Comput. Phys. Commun.* **238** (2019) 19 [[1809.01289](#)].
- [38] S. Schaefer, R. Sommer and F. Virotta, *Critical slowing down and error analysis in lattice QCD simulations*, *Nucl. Phys. B* **845** (2011) 93 [[1009.5228](#)].
- [39] U. Wolff, *Monte Carlo errors with less errors*, *Comput. Phys. Commun.* **156** (2004) 143 [[hep-lat/0306017](#)].
- [40] B. Blossier, M. Della Morte, G. von Hippel, T. Mendes and R. Sommer, *On the generalized eigenvalue method for energies and matrix elements in lattice field theory*, *JHEP* **04** (2009) 094 [[0902.1265](#)].
- [41] J. Neuendorf, *Optimized Interpolators and Partially Twisted Boundary Conditions for Charm-Physics on the Lattice*, Ph.D. thesis, University of Münster, Münster, Germany, 11, 2023.
- [42] D.J. Wilson, R.A. Briceno, J.J. Dudek, R.G. Edwards and C.E. Thomas, *Coupled $\pi\pi, K\bar{K}$ scattering in P-wave and the ρ resonance from lattice QCD*, *Phys. Rev. D* **92** (2015) 094502 [[1507.02599](#)].
- [43] M. Peardon, J. Bulava, J. Foley, C. Morningstar, J. Dudek, R.G. Edwards et al., *A Novel quark-field creation operator construction for hadronic physics in lattice QCD*, *Phys. Rev. D* **80** (2009) 054506 [[0905.2160](#)].
- [44] J. Segovia, D.R. Entem and F. Fernández, *Scaling of the 3P_0 Strength in Heavy Meson Strong Decays*, *Phys. Lett. B* **715** (2012) 322 [[1205.2215](#)].

- [45] A. Le Yaouanc, L. Oliver, O. Pene and J.C. Raynal, *Naive quark pair creation model and baryon decays*, *Phys. Rev. D* **9** (1974) 1415.
- [46] H.G. Blundell and S. Godfrey, *The $\Xi(2220)$ revisited: Strong decays of the $1(3) F_2$ $1(3) F_4$ s anti- s mesons*, *Phys. Rev. D* **53** (1996) 3700 [[hep-ph/9508264](#)].
- [47] A. Le Yaouanc, L. Oliver, O. Pene and J.C. Raynal, *Strong Decays of ψ -prime-prime (4.028) as a Radial Excitation of Charmonium*, *Phys. Lett. B* **71** (1977) 397.
- [48] A. Le Yaouanc, L. Oliver, O. Pene and J.C. Raynal, *Why Is ψ -prime-prime-prime (4.414) SO Narrow?*, *Phys. Lett. B* **72** (1977) 57.
- [49] S. Godfrey and N. Isgur, *Mesons in a Relativized Quark Model with Chromodynamics*, *Phys. Rev. D* **32** (1985) 189.
- [50] A. Tayduganov, *Electroweak radiative B -decays as a test of the Standard Model and beyond*, theses, Université Paris Sud - Paris XI, Oct., 2011.