

Teaching Program Decomposition in CS1: A Conceptual Framework for Improved Code Quality

Georgiana Haldeman
Colgate University
Hamilton, NY, USA
ghaldeman@colgate.edu

Judah Robbins Bernal
Colgate University
Hamilton, NY, USA
jrobbinsbernal@colgate.edu

Alec Wydra
Colgate University
Hamilton, NY, USA
awydra@colgate.edu

Paul Denny
University of Auckland
Auckland, New Zealand
paul@cs.auckland.ac.nz

Abstract

Program decomposition is essential for developing maintainable and efficient software, yet it remains a challenging skill to teach and learn in introductory programming courses. What does program decomposition for procedural CS1 programs entail? How can CS1 students improve the decomposition of their programs? What scaffolded exercises can instructors use to teach program decomposition skills? We aim to answer all these questions by presenting a conceptual framework that (1) is grounded in the established code style principles, (2) provides a systematic approach that can be taught to students as an actionable strategy to improve the program decomposition of their programs, and (3) includes scaffolded exercises to be used in classroom activities. In addition, this systematic approach is automatable and can further be used to implement visualizers, automated feedback generators and digital tutors.

CCS Concepts

• **Applied computing** → **Education**; • **Software and its engineering** → **Software design engineering**.

Keywords

Code Style, Program Decomposition, CS1, Procedural Design, Refactoring

ACM Reference Format:

Georgiana Haldeman, Judah Robbins Bernal, Alec Wydra, and Paul Denny. 2025. Teaching Program Decomposition in CS1: A Conceptual Framework for Improved Code Quality. In *Proceedings of the 56th ACM Technical Symposium on Computer Science Education V. 1 (SIGCSE TS 2025)*, February 26–March 1, 2025, Pittsburgh, PA, USA. ACM, New York, NY, USA, 7 pages. <https://doi.org/10.1145/3641554.3701880>

1 Introduction

Introducing software quality in early programming courses has been emphasized due to its importance and difficulty and to ensure that students gain the necessary knowledge and experience for

success in advanced courses and later in their careers [16]. Specifically, introducing the topic of structural quality of code early is viewed as essential in laying the groundwork for more advanced treatment in later courses [39]. Also, there is strong motivation among instructors to review novices' code more systematically because low-quality code can be a sign of students' misconceptions or poor design skills [39].

The structural quality of code could be viewed as something to be reviewed and assessed. There are many principles, design patterns, metrics and tools that are aimed at supporting the manual review of the structural quality of code or assessing and correcting it automatically [27, 39, 43]. However, the tools and approaches used by both professionals and researchers are not easily adaptable to the needs of educators and their students. For example, many of these tools are developed for the object-oriented paradigm (OOP) [27, 35], while many CS1 courses are taught with a focus on the procedural paradigm (PP) [29, 42]; often, the transfer of these principles across paradigms is not straightforward, even for instructors.

Structural quality of code could be also viewed as the result of the design process. There are two approaches that stand at the ends of the design process continuum: top-down and bottom-up. The top-down approach starts with the larger problem and repeatedly breaks it down into its component parts. The bottom-up approach starts with component parts and repeatedly merges them to solve the larger problem [13, 17]. Many common design guidelines tend to be top-down [5], which work well for experts, but may pose additional challenges for novices [13].

In this paper, we propose a conceptual framework to teach the structural quality of PP code. As part of our conceptual framework, we outline a set of decomposition-oriented exercises, provide bottom-up guidelines for novices, and present a coloring procedure of the data dependency graph (DDG) of programs that can be used to visualize an optimal program decomposition. A resource containing 13 procedural decomposition exercises for use by educators is also provided as an online appendix¹.

2 Related Work

Similar to other aspects of code quality, decomposition is an important and challenging topic that is often neglected in introductory courses. Although we have yet to fully understand its relation to

SIGCSE TS 2025, February 26–March 1, 2025, Pittsburgh, PA, USA

© 2025 Copyright held by the owner/author(s).

This is the author's version of the work. It is posted here for your personal use. Not for redistribution. The definitive Version of Record was published in *Proceedings of the 56th ACM Technical Symposium on Computer Science Education V. 1 (SIGCSE TS 2025)*, February 26–March 1, 2025, Pittsburgh, PA, USA, <https://doi.org/10.1145/3641554.3701880>.

¹The resource can be accessed at: <https://doi.org/10.5281/zenodo.12797876>

code comprehension [41], decomposition is a component of computational thinking [19]. Moreover, based on interviews with CS educators, [22] has concluded that procedural decomposition is a threshold skill. This means that procedural decomposition is a skill that requires both higher order thinking and practice to master, which "unlocks" many other concepts and skills for a student afterwards. After studying the perspectives of students, educators, and developers on code quality, [3] concluded that code quality should be discussed more thoroughly in educational programs. The teaching needs encompass: defining program decomposition in the context of the introductory courses, strategies for novices, and scaffolded exercises and assessments.

Assessment. Multiple techniques of assessing code quality, including program decomposition, have been proposed out of which some are manual [26, 39], automated [24] or hybrid [9]. The automated techniques are based on code metrics, such as, cyclomatic complexity [4] most commonly. However, code metrics [4, 30] can be paradigm specific [8] and often fail to robustly quantify the code quality of programs [12] because of their summative nature that abstracts away many important details about the code. Several efforts have been made to validate these code quality assessment rubrics using the contents of several books on code quality combined with norms used by teachers of introductory programming courses [39] or software product quality models from the literature together with feedback from practitioners [26]. Nonetheless, neither provides actionable strategies or scaffolded exercises, which is the gap we aim to fill with our conceptual framework.

Assessing code quality can be viewed as a process that the student engages with as well as an end product that can be evaluated. Charitsis et al. [7] has introduced an automated approach for evaluating how, when and why students decompose code and compared results with development speed and exam performance. In this study, we also manually evaluated the reasons why programs in a CS1 curriculum should be decomposed and our findings complement those in [7].

Practices, Exercises and Tools. Stegeman et al. [40] has researched the designing of rubrics for code quality that is aimed at providing formative feedback to students. They stated that formative feedback is most effective when *the learner has to (a) possess a concept of the standard (or goal, or reference level) being aimed for, (b) compare the actual (or current) level of performance with the standard, and (c) engage in appropriate action which leads to some closure of the gap* [36]. Actionable techniques are consistent with the methods of supporting working memory [37]. Charitsis et al. [6] and Pearce et al. [31] have presented interventions for improving program decomposition skills of students. Řečtáková et al. [33] compiled a catalog of code quality issues for introductory courses, but there are virtually no examples for program decomposition in it, a gap that this paper also addresses.

One active area of research in code quality education is the development of resources and tools to aid students in refactoring [20, 25]. Jiang et al. [21] employed visualizing control flow graphs to provide visual feedback on code quality. Another particularly fruitful technique for program decomposition is program slicing. Program slicing is done using static analysis to identify cohesive subsections of a function that are related by a shared dependency [1, 23]. The use

of slicing in software refactoring is a well-established practice that has also been applied in an educational context for teaching novices [10, 14]. Our framework builds on this prior work by directly associating program slicing techniques with a comprehensible set of design principles that can be used for automated assessment and feedback generation.

3 Proposed Conceptual Framework

We propose a conceptual framework for the program decomposition of CS1-level procedural paradigm (PP) programs that is:

Systematic: it provides a step-by-step procedure to reason about the decomposition of CS1-level programs that can be taught to students. Code quality can be viewed as a process as much as an end product. Our proposed conceptual framework was designed with the specific aim of aiding students in the decomposing process.

Rooted in well-established general principles: Code quality topics such as decomposition go beyond the scope of CS1 to more advanced courses taught in different programming languages and paradigms and into the professional environment [3]. Thus, the learning transfer needs of code quality are both near and far [32]. To stimulate the far transfer it's important to deliberately make connections across courses and professional settings. For that reason, our conceptual framework maps to well-established principles of code quality.

Automatable: The systematic approach can be automated using static analysis similarly to the technique employed by the automated extract method refactoring by Ardalani et al. [1]. Given the increasingly widespread interest in CS education, automatable solutions are very attractive on the small and large scale for practice and revision of the course material, automated assessments, and feedback generation [18].

3.1 Reasons for adding a function in CS1

Broadly, program decomposition aids with program comprehension by leveraging the cognitive scaffolds provided by abstractions. In our context, the only method of abstracting is the adding of a function. Although abstracting code to a function is not inherently optimal [41], it's often an effective means of improving code structure. Through our examination of CS1 assignments at a small liberal arts college (SLAC), we identified several reasons for adding a function:

- (1) To split up the overall functionality of the program in concrete problem-specific sub-tasks. In the majority of cases—especially at the CS1-level—the optimal program decomposition trivially maps to certain specifications of the problem. For example, in the Garden problem (see Figure 1 and further detail in Section 3.3), three of the functions implement a different specification requirement of the problem, namely, the amount of plants, fill and soil separately.
- (2) To remove identical or functional duplication and increase reusability (potentially, with different inputs). These code snippets generally have a linear relationship between them which can be leveraged to collapse them into one function. For example, in the Garden problem, the computation of `circle_plants` is double the computation for `semi_plants`.

- (3) To abstract computationally complex code statements, for example, mathematical formulas such as the circle area formula.
- (4) To abstract programming-specific tasks, for example, transforming data from one data type to another, for instance, from a string to an array of decimals; data types and casting from one data type to another is an aspect that is specific to computer science and programming and has no relation to the problem domain.
- (5) To facilitate automated testing. This reason may be more advanced and therefore beyond the scope of CS1.

Our conceptual framework focuses on reasons 1-4 since the fifth category is more closely related to testability and maintainability [3], which are more advanced code style concerns that are generally not addressed at the CS1 level.

3.2 Overlapping Code Quality Principles

We identified the following principles as central to the definition of procedural decomposition:

The single responsibility principle, which is labeled as functional cohesion by Stegman et al. [39], states that each function must have one well-defined purpose. It ensures that each function is cohesive, making the resulting code more readable and reusable.

Reduction of artificial coupling is a principle mentioned in Martin's *Clean Code* [28] concerning limiting the amount of information that is passed around a program's structures unnecessarily. Code with high levels of coupling between functions is difficult to maintain as when future functionality is added, the relationships between coupled methods must be maintained.

Reusability refers to the degree to which functions defined in a program are likely to be interwoven into future processes [30]. Reusability in code often makes the program easier to understand than the alternative of entire repeated code segments. As a result, decomposing code into functions with high levels of reusability and implementing reuse allows for code that is easier to understand, maintain, and extend.

3.3 Conceptual Framework

We define optimizing structural quality of code in the context of procedural paradigm (PP) programs at the CS1 level as the balancing of three main concerns that are consistent with the empirically validated model by Kirk et al. [26]: (1) **removing duplication and increasing reusability**, (2) **adhering to the single-responsibility principle** and (3) **reducing information passing between the independent functions of the program**. Concerns (1) and (2) target the functional similarity and dissimilarity (or low cohesion) of code, while (3) targets the data dependency across different components of the program which can be depicted using data dependency graphs (Section 3.6). To illustrate this, we refer to the problem called *Garden* that requires students to calculate and print the amount of plants, fill and soil needed in different parts of a garden with a geometric layout (Figure 1). For this problem, students are provided with a program containing a set of global code statements which are functionally correct but not decomposed and are required to decompose them across different functions (Figure 1).

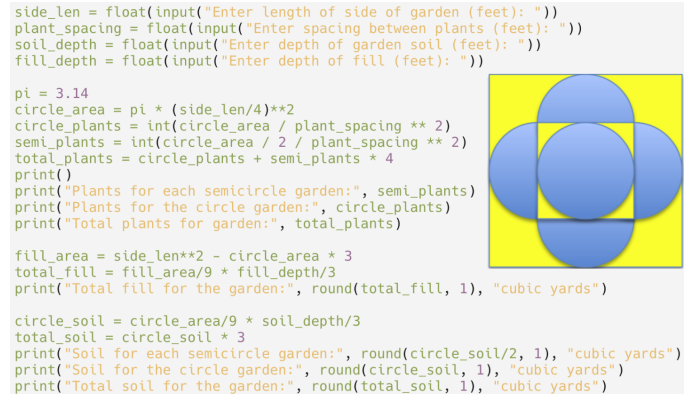


Figure 1: Global code and layout for the Garden problem.

```

def plants(side_len, plant_spacing) -> int:
    pi = 3.14
    circle_area = pi * (side_len/4)**2
    circle_plants = int(circle_area / plant_spacing ** 2)
    semi_plants = int(circle_area / 2 / plant_spacing ** 2)
    total_plants = circle_plants + semi_plants * 4
    print()
    print("Plants for each semicircle garden:", semi_plants)
    print("Plants for the circle garden:", circle_plants)
    print("Total plants for garden:", total_plants)
    return circle_area

def fill_area(side_len, fill_depth, circle_area) -> None:
    fill_area = side_len**2 - circle_area * 3
    total_fill = fill_area/9 * fill_depth/3
    print("Total fill for the garden:",
          round(total_fill, 1), "cubic yards")

def soil(soil_depth, circle_area) -> None:
    circle_soil = circle_area/9 * soil_depth/3
    total_soil = circle_soil * 3
    print("Soil for each semicircle garden:",
          round(circle_soil/2, 1), "cubic yards")
    print("Soil for the circle garden:", round(circle_soil, 1), "cubic yards")
    print("Total soil for the garden:", round(total_soil, 1), "cubic yards")

def main() -> None:
    side_len = float(input("Enter length of side of garden (feet): "))
    plant_spacing = float(input("Enter spacing between plants (feet): "))
    soil_depth = float(input("Enter depth of garden soil (feet): "))
    fill_depth = float(input("Enter depth of fill (feet): "))
    x = plants(side_len, plant_spacing)
    soil(soil_depth, x)
    fill_area(side_len, fill_depth, x)
    main()

```

Figure 2: Student decomposition that violates the single responsibility principle.

We define *optimal procedural design* as a design that optimizes the structural quality of the code. Note that it is often the case that there are multiple optimal procedural designs for a given code. Furthermore, there are many more suboptimal procedural designs that students can easily arrive at without necessarily following a rigorous method. We show two representative samples collected from students in Figure 2 and 3. The design in Figure 2 reduces the overall information passing needed between the different parts of the program but violates the single responsibility principle because the plants function computes and returns the area of a circular section in the garden as well as computing and printing the plants needed. The design in Figure 3 increases the single responsibility measures at the cost of increasing the overall information passing between the different parts of the program by splitting up the code into more granular functions.

```

def semi_plant(a,b)-> None:
    semi_plants = int(a / 2 / b ** 2)
    return semi_plants
def total_plant(c,d)->None:
    total_plants=c*d*4
    return total_plants
def total_fill(e,f,g)->None:
    fill_area=e**2-f*3
    total_fill_a=fill_area/9*g/3
    return total_fill_a
def circle_soil(h,i)->None:
    circle_soils=h/9*i/3
    return round(circle_soils,1)
def semi_soil(h,i)->None:
    return round(circle_soil(h,i)/2,1)
def total_soil(j)->None:
    return round(j*3,1)
def main():
    pi = 3.14
    side_len = float(input("Enter length of side of garden (feet): "))
    plant_spacing = float(input("Enter spacing between plants (feet): "))
    soil_depth = float(input("Enter depth of garden soil (feet): "))
    fill_depth = float(input("Enter depth of fill (feet): "))
    print()
    circle_area = pi * (side_len/4)**2
    circle_plants = int(circle_area / plant_spacing ** 2)
    s=semi_plant(circle_area,plant_spacing)
    print("Plants for each semicircle garden: ",s)
    print("Plants for the circle garden: ",circle_plants)
    print("Total plants for garden: ",total_plant(circle_plants,s))
    print("Soil for each semicircle garden: ",
          semi_soil(circle_area,soil_depth),"cubic yards")
    c=circle_soil(circle_area,soil_depth)
    print("Soil for the circle garden: ",c,"cubic yards")
    print("Total soil for the garden: ",total_soil(c),"cubit yards")
    print("Total fill for the garden: ",round(total_fill(side_len,
          circle_area,fill_depth),1),"cubic yards")
main()

```

Figure 3: Student decomposition that violates the reducing information passing principle as well as the single responsibility principle.

3.4 Actionable Strategy for Novices

Up to this point, we’ve primarily discussed program decomposition as something to be assessed. However, improving program decomposition is also something that we do. We therefore present an actionable strategy for novices to improve the program decomposition of their CS1 procedural paradigm programs. Note that although our step-by-step procedure assumes that the students start with a program that is not decomposed, the procedure can be easily adapted to partially or poorly decomposed states as we further discuss in Section 4. In addition, observe that this procedure assumes that the code provided is trivially decomposable, which is not always the case. For example, code with an interleaved pattern composition [15] is generally harder to decompose and thus it is generally avoided in CS1 curriculum. The steps of the procedure are as follows:

- (1) First, isolate parts of the code that depend on each other in terms of information (that is, the information stored by a variable is computed using the information from another variable). High cohesion between variables is generally indicative that the code statements work towards a common task. Wrap these high cohesion statements with function headers and give them appropriate names.
- (2) Next, refine the function extraction by collapsing functions with identical or functional duplication and isolating the programming-specific tasks such as transforming data from one data type to another (for example, from a string to an array of decimals).

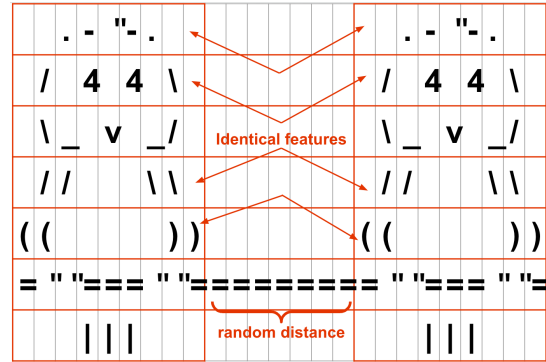


Figure 4: Exercise requiring drawing two owls (identical shape) separated by a random distance using ASCII characters. This exercise combines feature duplication (the owl parts are identical) with structural duplication (each row contains the same owl part printed twice with a random number of spaces or = characters for the branch in between). To increase reusability, one may choose to write only one procedure for drawing each row that takes in an owl feature and the in-between feature (either spaces or = characters for the branch).

- (3) After distributing the statements with high cohesion into different functions, analyze the information dependencies between these functions, namely, what information it needs from the rest of the code and what information it provides to the rest of the code. The information it needs becomes a parameter in the function definition. The information it provides becomes a return value.
- (4) Lastly, the function that was just created must be called in the appropriate place in the code. When calling the function one must pay attention to two aspects: the arguments that are being passed and whether there is a return from the function that needs to be captured.

3.5 Scaffolded Exercises

Structural code quality is often taught using good and bad examples of structured code alongside problem solving in worked examples. However, analyzing code is a somewhat different learning activity than actively structuring code. Problem-solving can shift the focus away from the structuring of code while following a worked example. Therefore, we propose several types of exercises that target at practice with structuring code². While each type of assessment targets a slightly different feature of optimally structured code, an undecomposed set of code statements are provided in all the exercises and students are required to optimally structure them.

3.5.1 Exercises for eliminating duplication. These kinds of programs must contain duplicated code that can be trivially identified and eliminated by simply wrapping a copy of the duplicated code with a function and calling the function repeatedly. One example is ASCII art code that draws multiple objects with repeated features using print statements with special characters, as in Figure 4.

²The exercises can be viewed at: <https://doi.org/10.5281/zenodo.12797876>

3.5.2 Exercises for showcasing the single-responsibility principle. These kinds of programs combine the same features or functionality in different ways. Simple exercises could involve ASCII art code that draws multiple objects with different features. The Garden Problem described in the previous section is a more advanced assessment of this type.

3.5.3 Exercises for increasing reusability. These kinds of programs must contain duplicated code that is slightly different at certain points in a repeated pattern. The student must identify the pattern and utilize parameters to signal the point of difference in the pattern. Printing the verses of nursery rhyme songs (for example, the Old MacDonald song) is a simple example of this type of program because the verses are often repeated with slight variations of certain words. The owl problem shown in Figure 4 is another problem where reusability can be increased by having only one method for drawing each row. Lastly, the Rubik’s Cubes exercise that requires students to print how many Rubik’s cubes can fit alongside each of the dimensions of a box (length, width, and height) and in total, is a more challenging example of this type of assessment.

3.5.4 Exercises involving programming-specific tasks. These kinds of programs contain additional code that is not specified by the problem, but is needed as part of the translation of a world problem to a programming solution. For example, the Drive Times exercise takes a string as an input and needs to extract and then average the values inside that string. The pre-processing of the string to a list of values that can be averaged is a programming-specific task that is independent of the application-specific tasks.

3.6 Supportive Automatable Visualization

The step-by-step procedure described in Section 3.4 may be cognitively involved for students, so developing automated tools (such as a visualizer) to reinforce this process and the knowledge it leverages is also important for students’ learning. The student decomposition examples in Figures 2 and 3 suggest that students struggle to split statements with high cohesion into functions when multiple functions share data dependencies (for example, the `circle_area` is needed to compute the information for all the outputs in the Garden problem shown in Figure 1).

This process can be automatically depicted by coloring the data dependency graphs (DDG) [12] using a backwards program split procedure [1] starting from the goals (or the outputs or prints) shown on the bottom and moving towards the sources (or the inputs) shown on the top in Figure 5. We first start with the plants goals in the lower-left corner of the DDG and move up towards the inputs coloring all the nodes with the same color, in this case yellow. Then we start from the soil goal in the lower-center corner and similarly move up towards the inputs coloring all the nodes with the same color, in this case purple. When we come across a node like `circle_area` that is already colored, we color it and all the nodes after it with a different color from the previously used color, say red. We repeat this process until we have colored all the goals. In the end, the nodes with the same color represent a separate function³.

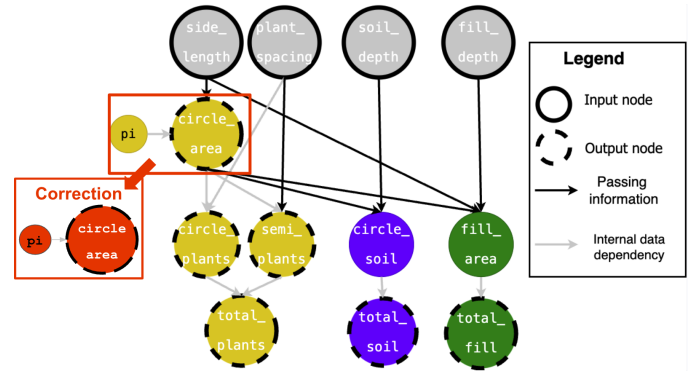


Figure 5: Depiction of the program decomposition corresponding to the student code in Figure 2 and its corresponding correction using the coloring procedure of its Data Dependency Graph (DDG) described in Section 3.6. Each node in the DDG represents data that is either inputted or computed and the arrows depict the dependencies between nodes. Black arrows signal that the dependency also requires the data to be passed from one procedure to another. Each color represents a separate function, namely, gray for main, yellow for plants, purple for soil and green for fill_area. The correction corresponding to the violation of the single responsibility principle is shown in the red box on the left side of the figure. The `circle_area` node and the nodes it depends on (such as the `pi` node) must be split away as a separate function because the information it stores is needed across three functions.

4 Case Study

The scaffolded exercises and actionable strategy presented in this paper were piloted in the Spring 2024 semester in two sections of CS1 at a small liberal arts college. Out of the combined total of 44 students, 37 signed an informed consent to have their course data used for research. The curriculum of this CS1 course is focused on procedural Python with user-defined functions and procedural decomposition and composition being taught in the second and third week of class. The decision to introduce these topics this early was made a little over a year prior because of anecdotal evidence and supporting evidence from research about the difficulty of these topics. Despite this change, there is still room for improvement. For example, for all lab or homework assignments except one from each category, students are provided with a structure of the programs that they are required to implement to reduce the cognitive load and the variability of student designs which in turn makes grading easier (and in some cases, automatable). Despite seeing many optimal problem decomposition examples in their introductory courses, many students still fail to develop adequate program decomposition skills and thus continue to struggle in later courses.

Students were introduced to worked examples and practiced with the type of exercises described in Section 3.5 except *Tower* and *Garden* which were part of a homework assignment. Up to this homework, students were introduced to the actionable strategy as it’s described in Section 3.4 and were not shown the data dependency

³A visualization of this process can be accessed at: <https://youtu.be/njyxdunXlBQ>

graphs (DDGs) yet. After grading the homework, the instructor (who is also the main author of this paper) conducted an in-class review session to discuss the main issues in students’ program decomposition. There was one other issue which was that some students kept the shared variables `side_length`, `plant_spacing`, `soil_depth`, `fill_depth` or `circle_area` as global variables. Students were told to make all global code local in the assignment so this issue was the easiest to address. The issue with the single responsibility principle was also relatively easy to address by using the code example in Figure 3. However, it was harder to explain why the granularity of the decomposition in Figure 2 is not optimal especially given the interconnection between different parts of the different calculations. To aid students in visualizing the longer dependency paths between different components, the instructor drew a DDG and performed the coloring similarly to how it’s described in Section 3.6.

Additionally, there was a Parson’s problem [11] on the following midterm exam that required students to decompose a non-decomposed program. This problem was one of five on a 75-minute exam and students were given some structure for this problem to get them started. During the data analysis phase, we reflected that given the simplicity of the problem with the provided structure, steps 1 and 2 of the actionable strategy presented in Section 3.4 were made too easy and concluded that the assessment primarily targeted steps 3 and 4. Unsurprisingly, 34 students (92%) correctly split the code statements into appropriate functions on the midterm assessment (which corresponds to steps 1 and 2). However, only 18 students (49%) identified the correct parameters, returns, their correct ordering, data types, correct arguments and return capturing (which corresponds to steps 3 and 4). We scored each feature (a total of seven) with one point and found that 5 students (14%) got a score of two or less.

Students were also asked to reflect on their thought process while working on this problem on the exam. The majority of the students described a systematic process similar to the actionable strategy taught in class. Only one student who scored a 6 (out of 7) described the process as *trial and error until it fits*. The 5 students with scores less than 2 describe following a on-demand process driven by what was provided in the main function (which was the program driver that called all the auxiliary functions). One of these 5 students wrote: *I first check what is displayed in main() to see what values I should get, and the sequence of getting them, so I separate the given code following the comment and return value for further usage in parameters of functions*. This student does not emphasize data dependencies as a guide for decomposition and concomitantly failed to properly split the code statements into appropriate functions. Most importantly, five students mentioned that the classroom instruction and review session were useful, for example, one student wrote *[I felt] confident because of the review*.

5 Limitations

Despite the empirical and qualitative evidence presented in support of the proposed conceptual framework, the most obvious limitation is the lack of targeted experimental data to validate its desired qualities. These qualities include the ability to be understood by students unfamiliar with programming and code quality and the

alignment of the results from the process of decomposing programs using the actionable strategy presented in Section 3.4 with the expectations of educators and practitioners.

Moreover, close attention must be paid to the type of assessments used with the exercises we provided. For example, we concluded that the homework and exam assessment were different despite the use of similar exercises. The homework was a take-home assessment with a one week deadline. Thus, students would have been able to receive help from their peers and run the program with each change. The ability to run the program means that students could use the interpreter’s feedback to accomplish steps 3 and 4 described in Section 3.4 without necessarily understanding the mechanisms of information passing. Conversely, providing students with some structure in the exam assessment could make steps 1 and 2 too obvious given the simplicity of the programs. The difference between the assessments is supported by the lack of correlation between students’ performance on the homework versus the midterm assessment. Validated assessments for program decomposition or code quality more broadly is another area of research that needs to be explored further.

Lastly, we need further studies to understand if the automatable visualization of the optimal program decomposition via coloring presented in Section 3.6 is helpful for students’ learning. A previous study [38] found that Python developers perceived data dependency graphs as less intuitive and helpful in understanding programs than control flow graphs [12] and function call graphs [12] which may be explained by the lack of familiarity with this type of abstraction. This may present an obstacle for the effectiveness of the proposed visualization.

6 Conclusion

In this paper, we present a conceptual framework that can be worked into an introductory CS curriculum to increase focus on the often neglected areas of program quality and program decomposition. One important benefit of it is that instructors can choose to use its individual components independently or together: (1) teaching program decomposition as balancing the three main concerns, (2) teaching students the actionable strategy to decompose programs with or without the use of data dependency graphs and (3) employing the scaffolded exercises targeted at program decomposition. The actionable strategy and the exercises we propose can be used to teach students how to identify decomposition patterns as well as approaches to properly decompose them. These patterns aim to promote schema formation [34] and with the data dependency graphs as intermediate supports [2] reduce the cognitive load during program decomposition.

References

- [1] Alireza Ardalani, Saeed Parsa, Morteza Zakeri-Nasrabadi, and Alexander Chatzigeorgiou. 2023. Supporting Single Responsibility Through Automated Extract Method Refactoring. *Empirical Software Engineering* 29, 28 (2023).
- [2] Ferdinando Arzarello, Giampaolo P Chiappini, Enrica Lemut, Nicolina Malara, and Michele Pellerey. 1993. Learning programming as a cognitive apprenticeship through conflicts. In *Cognitive Models and Intelligent Environments for Learning Programming*. Springer, 284–298.
- [3] Jurgen Borstler et al. 2017. "I know it when I see it" - Perceptions of Code Quality. In *22nd Annual Conference on Innovation and Technology in Computer Science Education*.
- [4] Lionel C. Briand, John W. Daly, and Jurgen K Wust. 1999. A unified framework for coupling measurement in object-oriented systems. *IEEE Transactions on software Engineering* 25, 1 (1999), 91–121.
- [5] Francisco Enrique Vicente G Castro. 2015. Investigating Novice Programmers' Plan Composition Strategies. In *Proceedings of the eleventh annual International Conference on International Computing Education Research*. 249–250.
- [6] Charis Charitsis, Chris Piech, and John C Mitchell. 2022. Using NLP to Quantify Program Decomposition in CS1. In *Proceedings on the Ninth ACM Conference on Learning and Scale*.
- [7] Charis Charitsis, Chris Piech, and John C Mitchell. 2023. Detecting the reasons for program decomposition in cs1 and evaluating their impact. In *Proceedings of the 54th ACM Technical Symposium on Computer Science Education V. 1*. 1014–1020.
- [8] Shyam R Chidamber and Chris F Kemerer. 1994. A metrics suite for object oriented design. *IEEE Transactions on software engineering* 20, 6 (1994), 476–493.
- [9] Stanislav Chren, Martin Macák, Bruno Rossi, and Barbora Buhnova. 2022. Evaluating code improvements in software quality course projects. In *Proceedings of the 26th International Conference on Evaluation and Assessment in Software Engineering*. 160–169.
- [10] Kiran L.N Eranki and Kannan M. Moudgalya. 2016. Program Slicing Technique: A Novel Approach to Improve Programming Skills in Novice Learners. In *Proceedings of the 17th Annual Conference on Information Technology Education* (Boston, Massachusetts, USA) (SIGITE '16). Association for Computing Machinery, New York, NY, USA, 160–165. <https://doi.org/10.1145/2978192.2978215>
- [11] Barbara J Ericson, Paul Denny, James Prather, Rodrigo Duran, Arto Hellas, Juho Leinonen, Craig S Miller, Briana B Morrison, Janice L Pearce, and Susan H Rodger. 2022. Parsons problems and beyond: Systematic literature review and empirical study designs. *Proceedings of the 2022 Working Group Reports on Innovation and Technology in Computer Science Education* (2022), 191–234.
- [12] Norman Fenton and James Bieman. 2014. *Software metrics: a rigorous and practical approach*. CRC press.
- [13] Lasanthi N. Gamage. 2021. A bottom-up approach for computer programming education. *J. Comput. Sci. Coll.* 36, 7 (apr 2021), 66–75.
- [14] Nupur Garg and Aaron W Keen. 2018. Earthworm: Automated Decomposition Suggestions. In *Proceedings of the 18th Koli Calling International Conference on Computing Education Research*. 1–5.
- [15] David Ginat. 2009. Interleaved pattern composition and scaffolded learning. In *Proceedings of the 14th annual ACM SIGCSE conference on Innovation and technology in computer science education*. 109–113.
- [16] Pedro Henrique Gomes, Rogério Eduardo Garcia, Danilo Medeiros Eler, Ronaldo Celso Correia, and Celso Olivete Junior. 2021. Software Quality as a Subsidy for Teaching Programming. In *2021 IEEE Frontiers in Education Conference (FIE)*. 1–9. <https://doi.org/10.1109/FIE49875.2021.9637475>
- [17] Paul Graham. 1993. *On LISP: Advanced Techniques for Common LISP*. Prentice-Hall, Inc., USA.
- [18] Georgiana Haldeman, Monica Babeş-Vroman, Andrew Tjang, and Thu D Nguyen. 2021. Csf: Formative feedback in autograding. *ACM Transactions on Computing Education (TOCE)* 21, 3 (2021), 1–30.
- [19] Ting-Chia Hsu, Shao-Chen Chang, and Yu-Ting Hung. 2018. How to learn and how to teach computational thinking: Suggestions based on a review of the literature. *Computers & Education* 126 (2018), 296–310.
- [20] Cruz Izu, Paul Denny, and Sayoni Roy. 2022. A Resource to Support Novices Refactoring Conditional Statements. In *Proceedings of the 27th ACM Conference on Innovation and Technology in Computer Science Education Vol. 1* (Dublin, Ireland) (ITICSE '22). Association for Computing Machinery, New York, NY, USA, 344–350. <https://doi.org/10.1145/3502718.3524810>
- [21] Lucy Jiang, Robert Rewcastle, Paul Denny, and Ewan Tempero. 2020. CompareCFG: Providing visual feedback on code quality using control flow graphs. In *Proceedings of the 2020 acm conference on innovation and technology in computer science education*. 493–499.
- [22] Maria Kallia and Sue Sentance. 2021. Threshold concepts, conceptions and skills: Teachers' experiences with students' engagement in functions. *Journal of Computer Assisted Learning* 37, 2 (2021), 411–428.
- [23] Tomoko Kanemitsu, Yoshiki Higo, and Shinji Kusumoto. 2011. A visualization method of program dependency graph for identifying extract method opportunity. In *Proceedings of the 4th Workshop on Refactoring Tools*. 8–14.
- [24] Aaron Keen and Kurt Mammen. 2015. Program decomposition and complexity in CS1. In *Proceedings of the 46th ACM technical symposium on computer science education*. 48–53.
- [25] Hieke Keuning, Johan Jeuring, and Bastiaan Heeren. 2023. A Systematic Mapping Study of Code Quality in Education. In *Proceedings of the 2023 Conference on Innovation and Technology in Computer Science Education V. 1* (Turku, Finland) (ITICSE 2023). Association for Computing Machinery, New York, NY, USA, 5–11. <https://doi.org/10.1145/3587102.3588777>
- [26] Diana Kirk, Andrew Luxton-Reilly, and Ewan Tempero. 2024. A Literature-Informed Model for Code Style Principles to Support Teachers of Text-Based Programming. In *Proceedings of the 26th Australasian Computing Education Conference*. 134–143.
- [27] Radu Marinescu. 2001. Detecting Design Flaws via Metrics in Object-Oriented Systems. In *Proceedings 39th International Conference and Exhibition on Technology of Object-Oriented Languages and Systems*.
- [28] Robert C Martin. 2009. *Clean Code: A Handbook of Agile Software Craftmanship*. Pearson Education, Inc.
- [29] Raina Mason, Simon, Brett A Becker, Tom Crick, and James H Davenport. 2024. A Global Survey of Introductory Programming Courses. In *Proceedings of the 55th ACM Technical Symposium on Computer Science Education V. 1*. 799–805.
- [30] M Mijač and Z Staić. [n. d.]. Reusability Metrics of Software Components: Survey, 2015. In *Central European Conference on Information and Intelligent Systems, Faculty of Organization and Informatics University of Zagreb*.
- [31] Janice L Pearce, Mario Nakazawa, and Scott Heggen. 2015. Improving problem decomposition ability in CS1 through explicit guided inquiry-based instruction. *J. Comput. Sci. Coll.* 31, 2 (2015), 135–144.
- [32] David N Perkins, Gavriel Salomon, et al. 1992. Transfer of learning. *International encyclopedia of education* 2 (1992), 6452–6457.
- [33] Anna Řečtáková, Radek Pelánek, and Tomáš Effenberg. 2024. Catalog of Code Quality Defects in Introductory Programming. In *Proceedings of the 2024 on Innovation and Technology in Computer Science Education V. 1*. 59–65.
- [34] Robert S Rist. 1989. Schema creation in programming. *Cognitive Science* 13, 3 (1989), 389–414.
- [35] Muhammad Rizwan, Aamer Nadeem, and Mudassar A Sindhu. 2020. Theoretical Evaluation of Software Coupling Metrics. In *Proceedings of 2020 17th International Bhurban Conference on Applied Sciences and Technology*.
- [36] D Royce Sadler. 1989. Formative assessment and the design of instructional systems. *Instructional science* 18, 2 (1989), 119–144.
- [37] Jean Louise M Smith, Leilani Sáez, and Christian T Doabler. 2018. Using explicit and systematic instruction to support working memory. *TEACHING Exceptional Children* 50, 4 (2018), 250–257.
- [38] Diogo Filipe Lopes Soares. 2020. *Python-Tutor on Program Comprehension*. Master's thesis. Universidade do Minho (Portugal).
- [39] Martijn Stegeman, Erik Barendsen, and Sjaak Smetsers. 2014. Towards an empirically validated model for assessment of code quality. In *Proceedings of the 14th Koli Calling international conference on computing education research*. 99–108.
- [40] Martijn Stegeman, Erik Barendsen, and Sjaak Smetsers. 2016. Designing a rubric for feedback on code quality in programming courses. In *Proceedings of the 16th Koli Calling International Conference on Computing Education Research*. 160–164.
- [41] Ewan Tempero, Paul Denny, James Finnie-Ansley, Andrew Luxton-Reilly, Diana Kirk, Juho Leinonen, Asma Shakil, Robert Sheehan, James Tizard, Yu-Cheng Tu, et al. 2024. On the comprehensibility of functional decomposition: An empirical study. In *Proceedings of the 32nd IEEE/ACM International Conference on Program Comprehension*. 214–224.
- [42] Tamar Vilner, Ela Zur, and Judith Gal-Ezer. 2007. Fundamental concepts of CS1: procedural vs. object oriented paradigm - a case study. *ACM SIGCSE Bulletin* 39, 3 (2007).
- [43] Terry Yin et al. 2024. lizard. <https://github.com/terryyin/lizard>.