

# SANDWICH: Towards an Offline, Differentiable, Fully-Trainable Wireless Neural Ray-Tracing Surrogate

Yifei Jin

*KTH Royal Institute of Tech. & Ericsson AB*  
Stockholm, Sweden  
yifeij@kth.se

Ali Maatouk

*Yale University*  
New Haven, USA  
ali.maatouk@yale.edu

Sarunas Girdzijauskas

*KTH Royal Institute of Tech.*  
Stockholm, Sweden  
sarunasg@kth.se

Shugong Xu

*Shanghai University*  
Shanghai, China  
shugong@shu.edu.cn

Leandros Tassioulas

*Yale University*  
New Haven, USA  
leandros.tassioulas@yale.edu

Rex Ying

*Yale University*  
New Haven, USA  
rex.ying@yale.edu

**Abstract**—Wireless ray-tracing (RT) is emerging as a key tool for three-dimensional (3D) wireless channel modeling, driven by advances in graphical rendering. Current approaches struggle to accurately model beyond 5G (B5G) network signaling, which often operates at higher frequencies and is more susceptible to environmental conditions and changes. Existing online learning solutions require real-time environmental supervision during training, which is both costly and incompatible with GPU-based processing. In response, we propose a novel approach that redefines ray trajectory generation as a sequential decision-making problem, leveraging generative models to jointly learn the optical, physical, and signal properties within each designated environment. Our work introduces the Scene-Aware Neural Decision Wireless Channel Raytracing Hierarchy (SANDWICH), an innovative offline, fully differentiable approach that can be trained entirely on GPUs. SANDWICH offers superior performance compared to existing online learning methods, outperforms the baseline by  $4e^{-2}$  rad in RT accuracy and only fades 0.5 dB away from topline channel gain estimation.

**Index Terms**—Wireless Raytracing, RF Sensing, Channel Modeling, Channel Generation

## I. INTRODUCTION

Wireless ray-tracing (RT) approaches model interactions between electromagnetic (EM) waves and their physical environment. Recent years have seen increased interest in wireless RT due to its potential to capture complex signal behaviors, especially in B5G and 6G scenarios [2, 4, 15, 29, 8, 6, 12, 28, 24]. Traditionally, RT relies on computationally intensive Maxwell equations (ME) or specialized wireless raytracers, where complex solvers [1] are introduced by integrating heuristics from geometrical optics (GO) and uniform theory of diffraction (UTD). Thanks to computational EM theory [13], one can use shooting and bouncing rays sequence (SBS) while being GO/UTD-compliant to approximate EM waves in high frequency.

**Wireless RT Surrogate.** Recently research has been exploring learning-based methods as RT surrogates [15], aiming to reduce the computational costs of traditional wireless ray tracers and improve their scalability. In this context, Wireless RT is typically formulated as a sparsely-supervised and non-differentiable objective. Since the transmitter (Tx) emits a large volume of

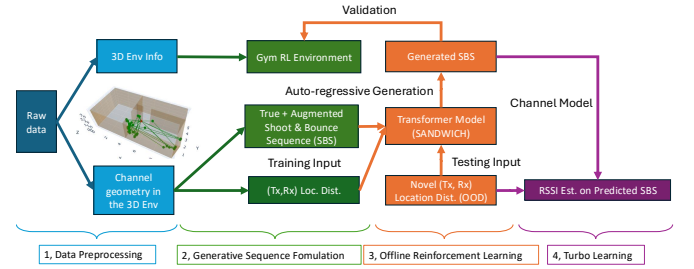


Figure 1: Schematic Representation of SANDWICH: 1, Segment wireless RT and 3D environment. 2, Sequentialize RT into SBS. 3, Train neural surrogate & apply auto-regressive generation. 4, Apply generated RT to channel model.

GO/UTD-feasible rays, only a small, countable subset of these rays are relevant for wireless reception at the receiver (Rx).

Several approaches have been proposed in the literature to address such challenges. For example, Orekondy et al. [15] mitigate these issues through online, continuous feedback mechanisms, such as temporal difference (TD) learning. Alternatively, other approaches, such as those in [8] and [4], employ monte carlo (MC) methods to collect and refine a diverse set of ray trajectories. Nevertheless, existing methods are hindered by several significant limitations: 1) Dependence on real-time feedback from radio environment modeling or RT engines during training, 2) Incompatibility with GPU-based training, and 3) Lack of support for vectorization, thus limiting the ability to process batches of rays efficiently.

**Proposed Method.** In this paper, we address wireless RT in indoor environments, considering Tx/Rx locations, signal-surface interaction, and surface texture information. We propose scene-aware neural decision wireless channel raytracing hierarchy (SANDWICH): a novel transformer-based offline learning method to perform wireless RT. SANDWICH addresses the aforementioned limitations by allowing learning from a limited set of collected RT results, without assumptions on the radio environment or supervision density. Additionally, our goal is to develop efficient and scalable wireless RT surrogates that eliminate the dependency on online supervision, and enable a vectorized, GPU-trainable neural wireless RT surrogate.

To achieve our objectives, and inspired by the success of generative pre-trained transformers (GPTs), we suggest that

wireless RT can be modeled in a sequence modeling space, where SBS in wireless ray can be generated similarly to token sequences, utilizing the transformer’s [25] capability of learning wireless RT patterns in such sequence. We house the sequence auto-regressive generation task within an offline reinforcement learning (RL) scheme, enforcing the model to internalize the radio environment as a constraint during SBS generation to unhook the requirement for online supervision from well-parameterized radio environment in state-of-the-arts (SOTA).

We illustrate a schematic representation of the proposed solution in Fig. 1, including 4 major steps: 1) Segment raw data into 3D environment and channel information. 2) Create tailored GYM environment for test-time verification with OOD Tx & Rx locations. The ray’s trajectory is also transformed into true & augmented SBS for transformer models. 3) Train the proposed model and generate SBS on novel (Tx, Rx) distribution. 4) Besides the generated wireless RT geometrical accuracy, the generated SBS are utilized as priors for channel model to enhance performance in downstream tasks within a Turbo Learning [29] framework.

Our method leverages a customized decision transformer (DT) [3] to integrate sparse supervision through expected returns in a markov decision process (MDP), thereby decoupling the need for continuous online supervision from the environment. Additionally, we propose a data augmentation technique based on Fibonacci sphere [19] to generate stochastic trajectories that enhance DT’s generalization on out-of-distribution (OOD) test samples, alongside state supervision to enforce environment awareness.

**Our Contribution.** We evaluate our approach using metrics on wireless ray accuracy and validating its effectiveness as a prior for channel estimation tasks. SANDWICH outperforms the online learning solution by  $4e^{-2}$  rad in RT accuracy and only fades 0.5 dB away from GT-ray-powered channel gain estimation, while outperforming all non-RT based baselines with generated wireless RT results. Our method is end-to-end GPU-trainable, fully differentiable, and vectorizable.

## II. RELATED WORK

**Heuristic Wireless RT.** Recent research has been focusing on wireless RT estimation in a 3D environment and application to physics-informed channel modeling [30]. Geok et al. [5] offers a comprehensive review of the heuristics method and discusses such methods’ complexity and generalization limitations. [2, 18] offers heuristics-method-driven simulator in 3D environment, which has been proved by Orekondy et al. [15] to be time and computational expensive. Hoydis et al. [8] and Choi et al. [4] proposed a SBS-based simulator that greatly accelerates the simulation speed through highly efficient Monte-Carlo rays integration while dependent on online supervision from the environment through designated ray-tracing engine. SANDWICH builds upon insights from heuristic from Geok et al. [5] and Hoydis et al. [8], with the concepts of SBS and early-step-focused-rewarding to mitigate bias propagation within a generative portfolio [11].

**Neural Wireless RT.** In the past year, researchers have been distilling the complex heuristic (or parts of it) into neural surrogates for real-time Wireless RT results [12, 29, 7, 16], where [12, 29] adapt neural radiance field (NeRF) to extract 3D mesh from RGB images while [7, 16] incorporate an online learning formulation.

The closest work to ours is by Orekondy et al. [15], where the authors proposed WINERT based on a TD-learning approach to distilling wireless RT. However, their method is not vectorizable, not GPU trainable, and supervised by online feedback from the radio environment. We consider SANDWICH shares the strength of [7, 15, 10] through a novel generative formulation of wireless RT problem, while being offline, fully differentiable, and vectorized-trainable with scene-awareness. Instead of decoupling the SBS into densely populated rewards, our approach generates SBS in an auto-regressive generation manner, spanning the sparse-reward signal through the whole SBS trajectory.

## III. PROBLEM FORMULATION

**3D Channel Modeling.** Wireless RT is a specialized subfield within wireless channel estimation, particularly relevant in 3D environments where millimeter-wave (mmWave) propagation can be statistically described as follows [20]:

$$h(t, \Theta, \Phi) = \sum_{r_k \in \{r_K\}} a_k(t) \delta(t - \tau_k(t)) \delta(\Theta - \Theta_k(t)) \delta(\Phi - \Phi_k(t)) \quad (1)$$

In Eq. (1), where a wireless channel is represented by a set of rays (denote as  $\{r_K\}$ , with cardinality  $|\{r_K\}| = K$ ). Each ray  $r_k$  is characterized by its signal gain  $a_k(t)$ , one-way delay  $\tau_k(t)$ , and phase  $\Theta_k(t), \Phi_k(t)$  for arrival and departure angle, respectively, expressed using Dirac function  $\delta$ . These parameters summarize the property of SBS, which includes a series of ray-surface interactions, in the environment  $F$ .

**MDP on Wireless RT.** Given the locations of the Tx and Rx, denoted by  $\text{loc}(Tx)$  and  $\text{loc}(Rx)$  respectively, a set of rays  $\{r_K\}$  are emitted from Tx and interacts with  $F$  through a designated simulator  $S$  until received at Rx [2, 18]. Following the work in [15], the RT training formulation can be done through an MDP  $(S, A, P)$ , decomposing the ray set  $\{r_K\}$  into state space  $S \subset \mathbb{R}^3$ , action space  $A \subset SO(3)$ , where  $SO(3)$  denotes 3D rotation group, and transition dynamics  $P$ . Each state  $s_i \in S$  represents the coordinate of a ray in its trajectory, while each action  $a_i = (\phi, \theta) \in A$  denotes the radian  $\phi$  and azimuth  $\theta$  out-angle relative to the previous hop  $s_{i-1}$ . The interaction  $t_i$  at each state  $s_i$  can be categorized into three types: reflection ( $\mathcal{R}$ ), diffraction ( $\mathcal{D}$ ), and penetration ( $\mathcal{P}$ ) that attributes on  $s_i$  as property of wireless signals. The transition function is defined as  $P(s_{i+1}|s_i, a_i) = S(F, s_i, a_i)$  through  $S$  as collected experience in SBS. A logic-based receiver classifier  $\text{Rec}(Rx, F, \{r_K\})$  determines if the rays in  $\{r_K\}$  successfully reach the Rx. The objective is to learn a neural policy  $\pi_{out}$  that predicts identical ray set  $\{r_K\}$  on new  $\text{loc}(Tx)$ ,  $\text{loc}(Rx)$  with  $S$ ’s estimation.

Such MDP formulation of wireless RT integrates several inherent challenges: 1) **Sparse Supervision/reward:** Reward signals are granted on a per-SBS basis, spanning across a sequence of decisions, leading to sparse supervision. 2) **Non-differential Objective:** Wireless ray propagation is influenced not only by the locations and configurations of the Tx and Rx but also by the 3D structure and texture of the environment. Consequently, wireless RT results may not be differentiable in a 2D plane, emphasizing the need for a sequential representation-based learning approach. 3) **OOD Samples in S:** To demonstrate the generalization capabilities of the proposed model, the test environment includes novel Tx and Rx locations  $\text{loc}(Tx)$ ,  $\text{loc}(Rx)$ , resulting in an extrapolated state space. This highlights the necessity of incor-

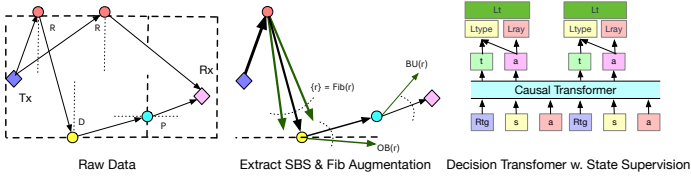


Figure 2: Component in SANDWICH Training Pipeline: *i*) SBS Extraction *ii*) Per-SBS Fib Augmentation *iii*) Train SANDWICH through the augmented & shuffled SBS, with a sequence of  $\{s_i, a_i, r_{tgi}\}$ , against  $L_t(r'_k, F)$ . (i.e. Train SANDWICH and generate SBS in offline RL from Fig. 1)

porating  $F$  as an inductive bias. SOTA method [15, 8] attempts to bypass such challenges by: 1) Densifying the reward signal on a per-action basis, often introducing heuristic components and leaking information, such as ray length, during test time; 2) Emitting a large number of rays  $r_K$ , where  $|K| \gg |K|$ , to explore the reward distribution in  $F$  through online supervision. These approaches incur significant computational overhead, create CPU bottlenecks, and rely on online supervision. In contrast, SANDWICH performs as an offline, fully GPU-trainable solution that learns wireless RT through a generative scheme.

**Problem Formulation.** To develop a generative model for wireless RT, we introduce two novel problem formulations (PF) following previous acronyms: **PF I:** Given MDP  $(S, A, P, R_{tg}, \rho_0)$ , we consider each SBS  $r_k$  to be summarized as  $\{(s_i, a_i, t_i)\}$ , with length  $L_k$  and deterministic transition  $P$  from collected wireless RT results.  $R_{tg}$  is a set-based reward function evaluates a predicted SBS  $r'_k$  against GT set  $\{r_k\}$ , and  $\rho_0$  denotes the initial action distribution. The objective is to find a policy  $\pi_{SBS}$  that generating SBS  $r'_k$  maximizes the expected return  $E(R_{tg}(r'_k))$ .

Additionally, to validate the utility of fully-generated wireless RT sequences  $\{r'_k\}$ , we incorporate a secondary problem formulation through Turbo Learning: **PF II:** We train a "golden channel estimator" (GCE)  $h'_G$  using data-driven approach [21] to simulate  $h(t, \Theta, \Phi)$  in Eq. (1). This is done by summarizing  $\{r_k\}$ ,  $F$ ,  $Rx$ ,  $Tx$ , and their respective locations  $\text{loc}(Tx)$  and  $\text{loc}(Rx)$  all as inputs to the estimator. We conduct a hyperparameter search to optimize the GCE for its best possible channel estimation. We then compare the performance and error (KL-divergence) with predicted  $\{r'_k\}$  against the GT  $\{r_k\}$  on channel estimation task using GCE. Both PFs are tested against novel distribution of (Tx, Rx) on extrapolated feature space to prove its generalization performance.

#### IV. METHODOLOGY

The key idea is to **preserve the ray generation process as stateful, with each generation step conditioned by the whole generated sequence**. This is critical to handle the sparse rewards of wireless RT within an offline RL framework, as the expected return is granted for the whole SBS, outlined in **PF I**. Such insight diverges from greedy policy's state embedding [15], (Tx, Rx)-conditioned embedding [23, 21], or upsampling methods used to densify existing RT results [22] in previous works.

**Decision Transformer.** DT [3] is promising for handling sequential decision-making by referencing all prior decisions within a sequence. DT models are prompted by the expected return  $E(R_{tg}(r'_k))$  to perform auto-regressive generation against

sets of wireless RT SBS GT  $\{r_k\}$ , which makes end-to-end sequential decision-making differentiable. DT takes the input form as a sequence of  $\{(s_i, a_i, r_{tgi})\} \in (S, A, R_{tg})$ , as illustrated in Fig. 2. To offer a near-differentiable reward measure  $R_{tg}$  to such sequence, we propose a novel fitness function  $R_{SBS}(r'_k, \{r_k\})$  to formulate the collective reward  $R_{tg}(r'_k)$ :  $R_{tg}(r'_k) = R_{SBS}(r'_k, \{r_k\}) = -\arg\min_{r_k \in \{r_k\}} (L_{ray}(r_k, r'_k) - P_{\angle}(r'_k, F))$  (2)

In Eq. (2),  $L_{ray}$  is an angular set-based loss that supervises the geometric scale:

$$L_{ray}(r_k, r'_k) = \sum_{j \in [L_k]} w_j \log(|a_j - a'_j|), \quad a_j \in r_k. \quad (3)$$

In Eq. (3),  $w_j$  is a heuristic reverse sequential weight to encourage the transformer to learn the Markovian properties of the sequence. Unlike an increasing weighted reward in Vanilla DT, this decreasing weighted reward emphasizes supervision on the closest match to the GT ray during the early generation steps. This approach helps avoid a trivial solution that could arise between two optimal matches.

$$P_{\angle}(r'_k, F) = \text{OB}(r'_k, F) + \sum_{j \in [r'_k]} \text{BU}(\{(a'_j, t_j)\}) + \text{TE}(r'_k, Rx) \quad (4)$$

In Eq. (4),  $\text{OB}(r'_k, F)$  penalizes any outbound attempts by  $r'_k$  from  $F$ . The term  $\text{TE}(r'_k, Rx)$  introduces a penalty  $e^d$ , where  $d \geq d_0$ , if  $r'_k$  misses  $\text{loc}(Rx)$  by a tunable distance  $d_0$ . Lastly,  $\text{BU}(\{(a'_j, t_j)\})$  ensures geometric consistency between  $(a'_j, t_j)$ :

$$\text{BU}(\{(a'_j, t_j)\}) = \begin{cases} \arg\min_{ax} (|\mathbf{1}_{ax} \mathbf{a}'_j| - |\mathbf{1}_{ax} \mathbf{a}'_{j-1}|) & \text{if } t_j = R \\ -10 & \text{if } t_j = P, a'_j \neq a'_{j+1} \\ 0 & \text{otherwise} \end{cases} \quad (5)$$

In Eq. (5),  $\mathbf{a}'_j$  is the directional vector defined by  $a'_j$ , while  $\mathbf{1}_{ax}$  denotes a set of unit vectors along the 3D axes.  $R_{SBS}$  aligns the expected return with wireless RT performance while addressing reachability and GO constraints. Such correspondence fitness is inspired by the adversarial clustering method described in [17]. The holistic metric of SBS validity enables DT to operate without requiring per-action, online supervision, allowing wireless RT tasks unconstrained by simulators (in contrast to [15, 26]), and empowers vectorization and GPU-training.

**Fib Augmentation.** DT shares a suboptimal generalization performance as per [9, 14], either promoted by OOD expected return or state space, especially in SBS testset including OOD Tx, Rx locations. To handle such challenge, We propose the following building blocks: 1) We introduce a data augmentation scheme, **Fib**( $r_k$ ), leveraging the Fibonacci sphere to generate augmented SBS with non-trivial dynamic properties. This approach is inspired by Rogné [19]. 2) Additionally, we incorporate state supervision into the backbone DT to enforce scene awareness during ray interactions. This is achieved through a loss function  $L_t(r'_k, F)$  designed to hint DT on aware of interaction type alongside with ray generation, inspired by DADT. [9].

Such building blocks are housed in the training pipeline, referenced in Fig. 2: *i*) SBS Extraction: We segment each  $r_k$  into set of sequential action and state type  $\{(a_j, t_j)\}_k$ , where  $a_j = (\phi_j, \theta_j)$ . *ii*) Fib Augmentation: We generate a batch of normal Fibonacci spheres for each  $a_j$  and sampled augmented ray  $\text{Fib}(r_k) = \hat{r}_k = \{(\hat{a}_j, t_j)\}_k$  by introducing tunable variances  $(\sigma_\phi, \sigma_\theta)$  around  $(\phi, \theta)$ . *iii*) Decision Sequence Formulation: We apply  $R_{SBS}$  to  $R_{tg}$  for the augmented dataset, shuffled

Metric (dB)	MAE(Model, GT)			MAE(GCE, Model)			KL_div(pdf(GCE)-pdf(Model))		
On Test set:	Checkerboard	Genz	GenDiag	Checkerboard	Genz	GenDiag	Checkerboard	Genz	GenDiag
GCE (Topline)	3.422	3.181	3.039	0	0	0	0	0	0
SANDWICH	<b>3.966</b>	<b>3.804</b>	<b>3.689</b>	<b>1.494</b>	<b>1.64</b>	<b>1.422</b>	<b>0.041</b>	<b>0.0534</b>	<b>0.0317</b>
MLP(Reproduced)	5.337	5.846	4.729	3.760	4.291	3.496	0.2827	0.6003	0.1913
KNN(Reproduced) 1	11.21	11.04	4.412	9.856	9.939	4.963	0.1447	0.1565	0.1468
KNN(Reproduced) 2	10.71	10.59	4.180	9.446	9.542	4.822	0.1431	0.1516	0.1508

Table I: Comparison of MAE and KL Divergence between Models and GT/GCE across the testsets

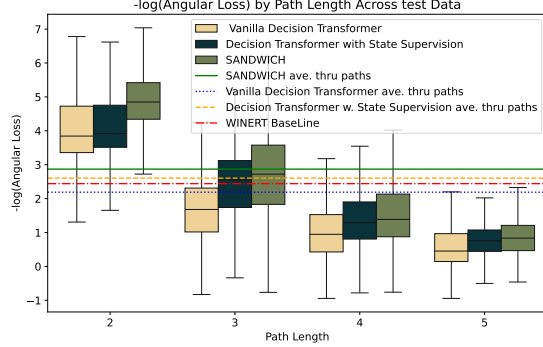


Figure 3: Ablation of SANDWICH against Vanilia DT [3] and DT with state supervision  $L_t$  [9]

with GT. We pad the wireless RT SBS with zero sequence to a uniform length and apply DT. *iv*) State supervision ( $L_{type}$ ): In addition to training against  $L_{ray}(r_k, r'_k)$ , we introduce additional set-based supervision on a type readout of each step  $t'_i$  in  $r'_k$ , against GT interaction type  $t_k$  attributed on respective state  $s_i$ . We formulate the training loss  $L_t(r'_k, F)$  of SANDWICH to be:

$$L_{type}(t_i, t'_i) = \text{CROSSENTROPY}(t'_i, t_i) \quad (6)$$

$$L_t(r'_k, F) = \underset{r_k \in \{r_k\}}{\text{argmin}} (\alpha L_{ray}(r_k, r'_k) + \sum_{i \in [L_k]} L_{type}(t_i, t'_i)) \quad (7)$$

where  $\alpha$  is a hyperparameter. We show the novel components,  $\text{Fib}(r_k)$ ,  $L_{type}$  contribute SANDWICH performance in Sec. V.

## V. EXPERIMENTS

We train SANDWICH and other baseline models for environments from the SOTA DeepLayout [27]. We create a standalone GYM environment for each layout and test against 3 test sets [CHECKERBOARD, GENZ, GENDIAG], as introduced in [15]. CHECKERBOARD only includes OOD Tx sample, with identical Rx location, GENZ introduces Rx locates on a different horizontal plane, while GENDIAG introduces Rx location from a novel distribution in the 3D environment. All test sets include 15 novel Tx locations and approximately 1800 Rx locations, each (Tx, Rx) pair includes at most 30 possible rays.

**Ablation Against Decision Transformer Families.** To prove the effectiveness of introduced novel building blocks, we conduct an ablation study against vanilla DT (train against  $L_{ray}$ ) and DT with  $L_t$ . We train with the same hyper-parameter and test against all three test sets, and compare the best baseline from [15] as a reference in Fig. 3. Both the  $\text{Fib}(r_k)$  and  $L_{type}$  contributes to SANDWICH's superior performance over vanilla DT and baselines. Also, due to bias propagation in generation task [11], applying  $L_{type}$  and  $\text{Fib}(r_k)$  can restrain such degradation when path length increases.

**Wireless RT: Geometrical Accuracy.** We consider the performance of wireless RT accuracy by mean averaged angular

loss in all three test sets. We compare our proposed solution against claimed and reproduced baselines in [15]. As no code was available for reproducing the baselines, for MLP baseline [21, 23], we consider a hyper-parameter search scheme towards downstream tasks for non-provided hyperparameters, i.e.: batch size, number of epochs, and formulation of angular supervision. For KNN baselines [22], we offer 2 forms of reproduction 1) We reproduce according to [15] which offers an  $n=1$  matching within Tx and Rx between train and test sets. 2) We run  $n=6$  KNN and pick the best-performing neighbor for angular loss, this upper-bounds the vanilla KNN reproduction performance as per claimed in [22]. For WINERT baseline, the logic component is not provided so we only apply claimed performance. We show that the proposed SANDWICH outperforms the previous baseline method in different generalizations of (Tx, Rx) locations.

Angular Loss (MAE, rad)	Checkerboard	Genz	GenDiag
SANDWICH <sup>2</sup>	<b>0.0464</b>	<b>0.052</b>	<b>0.0372</b>
WINERT (Claimed in [15])	0.087	0.084	0.085
MLP(Claimed in [15])	0.33	0.35	0.322
KNN(Claimed in [15])	0.212	0.226	0.213
MLP(Reproduced)	0.504	0.518	0.497
KNN(Reproduced 1)	0.509	0.545	0.275
KNN(Reproduced 2)	0.470	0.512	0.247

Table II: Comparison of Wireless RT Angular Accuracy

**Turbo learning: RT as a prior for RSSI estimation.** Finally, we consider using generated rays as prior for received signal strength indicator (RSSI) prediction to examine the usability of wireless RT. The GCE serves as a topline that takes GT wireless RT as input, which bounds the best capability of the GCE. We apply the generated ray through SANDWICH to GCE and compare it against the topline and non-wireless RT-based solutions, with their implementations the same as in Table II. In Table I, we show that SANDWICH generated ray provides similar performance as GCE using GT wireless RT result while outperforming other non-RT based baselines.

## VI. CONCLUSION

We propose SANDWICH, a novel wireless RT neural surrogate that is offline, fully differentiable, and GPU-trainable. We enhance model accuracy by employing a DT with state supervision and introducing a novel data augmentation technique. We demonstrate generated wireless RT provides prior knowledge comparable to a genuine wireless raytracer in channel modeling. This work enables efficient, reliable wireless RT solutions adaptable to various environments, with potential future advancements in scene reconstruction and joint communication-sensing integration.

<sup>2</sup>For  $L_k = 1$  ray is considered well received, as no learning model is applied.



## REFERENCES

- [1] *Advanced electromagnetic ray tracing methods*. [www.ee.cit.tum.de/en/hft/forschung/advanced-electromagnetic-ray-tracing-methods/](http://www.ee.cit.tum.de/en/hft/forschung/advanced-electromagnetic-ray-tracing-methods/). [Accessed 15-08-2024].
- [2] Nicolas Amiot, Mohamed Laaraiedh, and Bernard Uguen. “PyLayers: An open source dynamic simulator for indoor propagation and localization”. In: *2013 IEEE International Conference on Communications Workshops (ICC)*. IEEE. 2013, pp. 84–88.
- [3] Lili Chen et al. “Decision transformer: Reinforcement learning via sequence modeling”. In: *Advances in neural information processing systems* 34 (2021), pp. 15084–15097.
- [4] Hyuckjin Choi et al. “WiThRay: A versatile ray-tracing simulator for smart wireless environments”. In: *IEEE Access* 11 (2023), pp. 56822–56845.
- [5] Tan Kim Geok et al. “A comprehensive review of efficient ray-tracing techniques for wireless communication”. In: *International Journal on Communications Antenna and Propagation* 8.2 (2018), pp. 123–136.
- [6] Danping He et al. “The design and applications of high-performance ray-tracing simulation platform for 5G and beyond wireless communications: A tutorial”. In: *IEEE communications surveys & tutorials* 21.1 (2018), pp. 10–27.
- [7] Jakob Hoydis et al. “Learning radio environments by differentiable ray tracing”. In: *arXiv preprint arXiv:2311.18558* (2023).
- [8] Jakob Hoydis et al. “Sionna RT: Differentiable ray tracing for radio propagation modeling”. In: *2023 IEEE Globecom Workshops (GC Wkshps)*. IEEE. 2023, pp. 317–321.
- [9] Changyeon Kim et al. “Dynamics-Augmented Decision Transformer for Offline Dynamics Generalization”. In: *3rd Offline RL Workshop: Offline RL as a “Launchpad”*.
- [10] Julian Knodt et al. “Neural ray-tracing: Learning surfaces and reflectance for relighting and view synthesis”. In: *arXiv preprint arXiv:2104.13562* (2021).
- [11] Faisal Ladhak et al. “When do pre-training biases propagate to downstream tasks? a case study in text summarization”. In: *Proceedings of the 17th Conference of the European Chapter of the Association for Computational Linguistics*. 2023, pp. 3206–3219.
- [12] Zhongzheng Lai et al. “Real-Time Simulation of Wireless Signal Propagation for Dynamic Environment Through GPU-Based Ray Tracing”. In: *Proceedings of the ACM SIGCOMM 2024 Conference: Posters and Demos*. 2024, pp. 98–100.
- [13] H. Ling, R.-C. Chou, and S.-W. Lee. “Shooting and bouncing rays: calculating the RCS of an arbitrarily shaped cavity”. In: *IEEE Transactions on Antennas and Propagation* 37.2 (1989), pp. 194–205. DOI: 10.1109/8.18706.
- [14] Yi Ma et al. “Rethinking decision transformer via hierarchical reinforcement learning”. In: *Forty-first International Conference on Machine Learning*. 2023.
- [15] Tribhuvanesh Orekondy et al. “Winert: Towards neural ray tracing for wireless channel modelling and differentiable simulations”. In: *The Eleventh International Conference on Learning Representations*. 2023.
- [16] Savvas Papaioannou et al. “Integrated ray-tracing and coverage planning control using reinforcement learning”. In: *2022 IEEE 61st Conference on Decision and Control (CDC)*. IEEE. 2022, pp. 7200–7207.
- [17] Keiran Paster, Sheila McIlraith, and Jimmy Ba. “You can’t count on luck: Why decision transformers and rvs fail in stochastic environments”. In: *Advances in neural information processing systems* 35 (2022), pp. 38966–38979.
- [18] *Remcom - Electromagnetic Simulation Software*. <https://www.remcom.com/>. [Accessed 15-08-2024].
- [19] Andreas Rogne. *Raytracing in channel model development*. 2022.
- [20] Mathew K Samimi and Theodore S Rappaport. “3-D millimeter-wave statistical channel model for 5G wireless system design”. In: *IEEE Transactions on Microwave Theory and Techniques* 64.7 (2016), pp. 2207–2225.
- [21] Vincent Sitzmann et al. “Implicit neural representations with periodic activation functions”. In: *Advances in neural information processing systems* 33 (2020), pp. 7462–7473.
- [22] Abdallah Sobehy, Éric Renault, and Paul Mühlethaler. “CSI-MIMO: K-nearest neighbor applied to indoor localization”. In: *ICC 2020-2020 IEEE International Conference on Communications (ICC)*. IEEE. 2020, pp. 1–6.
- [23] Matthew Tancik et al. “Fourier features let networks learn high frequency functions in low dimensional domains”. In: *Advances in neural information processing systems* 33 (2020), pp. 7537–7547.
- [24] William Tärneberg et al. “Towards Practical Cell-Free 6G Network Deployments: An Open-Source End-to-End Ray Tracing Simulator”. In: *2023 57th Asilomar Conference on Signals, Systems, and Computers*. IEEE. 2023, pp. 1000–1005.
- [25] A Vaswani. “Attention is all you need”. In: *Advances in Neural Information Processing Systems* (2017).
- [26] Xiping Wang et al. “Graph Neural Network enabled Propagation Graph Method for Channel Modeling”. In: *IEEE Transactions on Vehicular Technology* (2024).
- [27] Wenming Wu et al. “Data-driven Interior Plan Generation for Residential Buildings”. In: *ACM Transactions on Graphics (SIGGRAPH Asia)* 38.6 (2019).
- [28] Lihao Zhang et al. “Wisegrt: Dataset for site-specific indoor radio propagation modeling with 3d segmentation and differentiable ray-tracing”. In: *2024 International Conference on Computing, Networking and Communications (ICNC)*. IEEE. 2024, pp. 744–748.
- [29] Xiaopeng Zhao et al. “Nerf2: Neural radio-frequency radiance fields”. In: *Proceedings of the 29th Annual International Conference on Mobile Computing and Networking*. 2023, pp. 1–15.
- [30] Ethan Zhu, Haijian Sun, and Mingyue Ji. “Physics-informed Generalizable Wireless Channel Modeling with Segmentation and Deep Learning: Fundamentals, Methodologies, and Challenges”. In: *arXiv preprint arXiv:2401.01288* (2024).