

# ON SAMPLING TWO SPIN MODELS USING THE LOCAL CONNECTIVE CONSTANT

CHARILAOS EFTHYMIU

**ABSTRACT.** This work establishes *novel*, optimum mixing bounds for the Glauber dynamics on the Hard-core and Ising models using the powerful Spectral Independence method from [Anari, Liu, Oveis-Gharan: FOCS 2020]. These bounds are expressed in terms of the *local connective constant* of the underlying graph  $G$ . This is a notion of effective degree of  $G$  on a local scale.

Our results have some interesting consequences for bounded degree graphs:

- (a) They include the max-degree bounds as a special case,
- (b) They improve on the running time of the FPTAS considered in [Sinclair, Srivastava, Štefankovič and Yin: PTRF 2017],
- (c) They allow us to obtain mixing bounds in terms of the spectral radius of the adjacency matrix and improve on results in [Hayes: FOCS 2006],
- (d) They also allow us to refine the celebrated connection between the *hardness* of approximate counting and the *phase transitions* from statistical physics.

We obtain our mixing bounds by utilising the *k-non-backtracking matrix*  $H_{G,k}$ . This is a very interesting, alas technically intricate, object to work with. We upper bound the spectral radius of the pairwise influence matrix  $\mathcal{I}_G^{A,\tau}$  by means of the 2-norm of  $H_{G,k}$ . To our knowledge, obtaining mixing bound using  $H_{G,k}$  has not been considered before in the literature.

---

*Date:* November 14, 2024.

*Funding:* Research supported by EPSRC New Investigator Award, grant EP/V050842/1, and Centre of Discrete Mathematics and Applications (DIMAP), University of Warwick, UK.

*Acknowledgement:* The author would like to thank Daniel Štefankovič, Eric Vigoda and Kostas Zampetakis for the comments and the fruitful discussions.

## CONTENTS

1. Introduction	1
2. Approach	6
3. Spectral Bounds for $\mathcal{I}_G^{A,\tau}$ using Tree Recursions	11
4. Structure of the paper.	14
5. Preliminaries for the Analysis	14
6. Proof of Theorem 3.2 - SI with $\delta$ -contraction & $A_G$	19
7. Proof of Theorem 3.6 - SI with Potentials & $A_G$	20
8. Taking Extensions	23
9. The extended influence matrix $\mathcal{L}_{G,k}^{A,\tau}$	27
10. Proof of Theorem 3.4 - SI with $\delta$ -contraction & $H_{G,k}$	28
11. Proof of Theorem 3.7 - SI with Potentials & $H_{G,k}$	31
12. Proof of Theorem 11.1	32
13. Proof of the results in Section 12.1	37
14. Proof of rapid mixing results in Section 1 - Hard-core Model	41
15. Proof of results in Section 1.1 - Ising Model	42
16. Proof of Theorem 14.1	43
17. Proof of Theorems 1.4 and 1.8	46
18. Proof of Theorem 9.1 and related results	46
19. Remaining Proofs	50
References	54
Appendix A. Some Standard Proofs	56
Appendix B. Standard linear algebra	58

## 1. INTRODUCTION

This paper focuses on approximate sampling-counting combinatorial structures specified with respect to an underlying graph  $G = (V, E)$ . Unless otherwise specified, graph  $G$  is simple, connected and finite.

We study Gibbs distributions  $\mu$  on the set of configurations  $\{\pm 1\}^V$ . Typically, we parametrise  $\mu$  by using the numbers  $\beta \geq 0$  and  $\gamma, \lambda > 0$ , while each configuration  $\sigma \in \{\pm 1\}^V$  gets probability mass

$$\mu(\sigma) = \frac{1}{\mathcal{Z}} \times \lambda^{\#\text{assignments "1" in } \sigma} \times \beta^{\#\text{edges with both ends "1" in } \sigma} \times \gamma^{\#\text{edges with both ends "-1" in } \sigma}, \quad (1.1)$$

where  $\mathcal{Z} = \mathcal{Z}(G, \beta, \gamma, \lambda)$  is the normalising quantity called the *partition function*.

A natural counting problem to consider in this setting is to compute the partition function  $\mathcal{Z}$ . In many cases, this is a computationally hard problem, e.g., see [41, 19], while the focus is on efficiently obtaining good approximations of  $\mathcal{Z}$ . For the distributions we consider here, the aim is to get a Fully Polynomial Randomized Time Approximation Scheme (FPRAS) for the corresponding  $\mathcal{Z}$ . An FPRAS computes with probability  $1 - \delta$  an estimation which is within a factor  $(1 \pm \epsilon)$  from  $\mathcal{Z}$ , in time which is polynomial in the size of the graph  $n$ ,  $\log \frac{1}{\epsilon}$  and  $\log \frac{1}{\delta}$ .

We consider two natural and well-studied Gibbs distributions, the *Hard-core model* and the *Ising model*. Using the above formalism, for the Ising model we have  $\beta = \gamma$ . Then,  $\beta$  corresponds to the *inverse temperature* and  $\lambda$  to the *external field*. Similarly, the Hard-core model corresponds to having  $\beta = 0, \gamma = 1$ . In this case, it is only the *independent sets* of  $G$  that get non-zero probability mass, while for each independent set  $\sigma$ , we have  $\mu(\sigma) = \frac{\lambda^{|\sigma|}}{\mathcal{Z}}$ , where  $|\sigma|$  is the cardinality of  $\sigma$ . The parameter  $\lambda$  of the Hard-core model is usually called *fugacity*.

We use the well-known *Glauber dynamics* for approximate sampling from the aforementioned distributions. Given a Gibbs distribution  $\mu$ , the corresponding (single-site) Glauber dynamics is a discrete-time *Markov chain* with state space the support of  $\mu$ . The chain starts from an arbitrary configuration. At each time step, it chooses a uniformly random vertex  $v$  and updates its configuration according to the Gibbs marginal at  $v$ , conditional on the configuration of the neighbours of  $v$ .

In our setting, the chain is *ergodic* and the challenge is to show that it mixes fast for a certain region of the parameters. We use the notion of *mixing time* as a measure of the speed of convergence to the equilibrium. It is standard to show, e.g., see [26, 38], that a polynomial in  $n$  mixing time implies an FPRAS for the corresponding partition function. We say that Glauber dynamics exhibits *optimum mixing* when the mixing time attains its (asymptotically) minimum value, which is  $O(n \log n)$ ; see Hayes and Sinclair [23].

In this work, we establish *novel*, optimum mixing bounds for Glauber dynamics on the Hard-core and Ising models, which are expressed in terms of the *local connective constant* of the underlying graph  $G$ . Informally, we say that the radius- $k$  connective constant of graph  $G$  is  $d_k$  if for every vertex  $v$ , the number of self-avoiding walks of length  $k$  that emanate from this vertex is  $\leq (d_k)^k$  (also see Definition 5.2). Intuitively, the parameter  $d_k$  describes the “effective degree” of graph  $G$  on a local scale. The radii for the connective constant we consider here can be large but remain bounded.

The quantity  $d_k$ , typically for large  $k$ , arises naturally in many areas of study, such as in Theoretical Computer Science, Mathematical Physics and Statistical Physics, e.g., in sampling problems with spin-systems, in the study of phase transitions, in stochastic processes on graphs like percolation, polymers, etc., see [5, 30]. The importance the community has put on the study of the connective constant also reflects in the recent *Fields medal* awards.

Typically, the rapid mixing bounds we have for Glauber dynamics are expressed in terms of the *maximum degree*  $\Delta$  of the underlying graph  $G$ . The papers of Anari, Liu & Oveis-Gharan in [3], and Chen, Liu and Vigoda in [10, 11] obtain optimum mixing bounds for the Hard-core and the Ising models in terms of the maximum degree  $\Delta$ , where  $\Delta$  is a bounded number. Impressively, these works get bounds that match the hardness ones of Sly in [39], Sly and Sun in [40] and Galanis, Št'efankovič and Vigoda in [18]. There have been further improvements on [3, 10, 11], the most notable being their extension to graphs with unbounded maximum degrees [9, 8].

It is a folklore conjecture that the rapid mixing bounds for Glauber dynamics are related to the (local) connective constant  $d_k$ . One could consider the mixing bounds with respect to maximum degree as being obtained considering the worst-case graph instances with regard to the relation between  $\Delta$  and  $d_k$ , i.e.,  $d_k = \Delta - 1$ . In many cases, these bounds are too pessimistic, hence the conjecture. Our endeavour here is to put the above considerations on a firm basis.

The problem of estimating the partition function with the (local) connective constant has been studied for the Hard-core model before, using a *deterministic* FPTAS that relies on Weitz's approach [43]. The best bounds in terms of the fugacity  $\lambda$  we have, come from the influential work of Sinclair, Srivastava, Štefankonič and Yin in [36], which builds on [37]. We obtain similar results to those in [36], improving on the running time of the algorithm. The deterministic counting algorithms that rely on [43] are polynomial time. However, they have a heavy dependence on the degree of the graph. It is not explicitly stated in [36], but it is conceivable that for the interesting range of values for  $\lambda$ , the running time of their algorithm is at least  $n^{C \log(d_k)}$  for a large constant  $C > 0$ . To compare, our approach here gives a  $O^*(n^2)$  time FPRAS for the partition function, where  $O^*(\cdot)$  omits the poly-logarithmic terms. See further comparisons between our work and [36] below Theorem 1.1.

Interestingly, [36] allows for connective constant radius  $k = O(\log n)$ , i.e., rather than  $\Theta(1)$  we have here. This helps to obtain an FPTAS for the sparse random graphs  $G(n, d/n)$ , where the expected degree  $d = \Theta(1)$ . Obtaining an FPRAS for  $G(n, d/n)$  is a well-studied problem; by now, we have mixing bounds which are considered to be optimal and *outperform* those in [36], e.g., see the work of Efthymiou and Feng in [15] (also see further results about  $G(n, d/n)$  in Section 1.1).

On a first account one might expect that a high discrepancy between  $d_k$  and  $\Delta$  implies that the degrees in the graph vary significantly. E.g., the underlying graph has a relatively small number of vertices with degree  $\Delta$ , while most of the other vertices have degrees  $\ll \Delta$ . It turns out that this is only a part of the truth. There are many natural families of *regular* graphs for which  $d_k$  is smaller than  $\Delta$ . The lattices we consider later in our discussion are such examples. In general, having many structures like, e.g., bounded-length cycles, reduces the local connective constant significantly, even when the graph is regular.

We start the presentation of our results by considering the Hard-core model. We present the equally important results for the Ising model in Section 1.1.

For  $z > 1$ , we let function  $\lambda_c(z) = \frac{z^z}{(z-1)^{(z+1)}}$ . It is a well-known result from Kelly in [27] that the *Gibbs uniqueness* region of the Hard-core model on the infinite  $r$ -ary tree, for  $r \geq 2$ , corresponds to having

$$\lambda < \lambda_c(r) . \quad (1.2)$$

Here we prove the following result for the Hard-core model.

**Theorem 1.1.** *For any  $\varepsilon \in (0, 1)$ ,  $\Delta > 1$ ,  $k \geq 1$  and  $d_k > 1$  consider graph  $G = (V, E)$  of maximum degree  $\Delta$  such that the radius- $k$  connective constant is  $d_k$ . Also, let  $\mu$  be the Hard-core model on  $G$  with fugacity  $\lambda \leq (1 - \varepsilon)\lambda_c(d_k)$ .*

*There is a constant  $C = C(\Delta, d_k, \varepsilon)$  such that the mixing time of Glauber dynamics on  $\mu$  is at most  $Cn \log n$ .*

The maximum degree bounds that apply in our setting are those from [3, 11]. Specifically, for a graph  $G$  of maximum degree  $\Delta$ , they imply optimum mixing for Glauber dynamics on the Hard-core model for  $\lambda \leq (1 - \varepsilon)\lambda_c(\Delta - 1)$ . Hence, Theorem 1.1 improves on the max-degree bound when  $d_k < \Delta - 1$ . When  $d_k$  gets its maximum value  $\Delta - 1$ , the bound in Theorem 1.1 matches the max-degree one.

It is natural to compare Theorem 1.1 with results in the literature where the mixing bound is better than the maximum degree one. Most of the examples we consider here are motivated by applications in mathematical physics. Admittedly, it is helpful that there is extensive literature about the (local) connective constants in this area that we can use.

Table 1 summarises our applications of Theorem 1.1 for the Hard-core model on certain well-known graphs such as the *triangular* lattice  $\mathbb{T}$ , the *hexagonal* lattice  $\mathbb{H}$ , the *octagonal* lattice  $\mathbb{O}$  and the *square*

Lattice	max Degree $\Delta$	connective const. $d_k$	Radius $k$	Hard-core Model $\lambda(d_k)$	Ising Model $\beta$
$\mathbb{T}$	6	4.3038 [25]	40	0.9445	(0.6229, 1.6053)
$\mathbb{H}$	3	1.8846 [2]	48	4.7026	(0.3066, 3.2609)
$\mathbb{Z}^2$	4	2.7054 [35]	158	2.0433	(0.4602, 2.1727)
$\mathbb{Z}^3$	6	4.7520 [35]	108	0.8191	(0.6522, 1.5330)
$\mathbb{Z}^4$	8	6.8179 [35]	648	0.5068	(0.7441, 1.3437)
$\mathbb{Z}^5$	10	8.8608 [35]	698	0.3675	(0.7971, 1.2544)
$\mathbb{O}$	8	4.7753 [2]	19	0.8135	(0.6536, 1.5297)

TABLE 1. Some results for lattices

lattice  $\mathbb{Z}^r$ , for dimensions  $r = 1, 2, \dots, 5$ . There is a plethora of other graphs that we do not include in the table due to space limitations. Prior to our work here, the only non-standard results for the Hard-core model that we know of were limited to  $\mathbb{Z}^2$ . That is, the only rapid mixing bounds that applied to the lattices in the table, apart from  $\mathbb{Z}^2$ , were the maximum degree ones.

The best mixing bounds for the Hard-core on  $\mathbb{Z}^2$  are obtained by Vera, Vigoda and Yang in [42], which builds on the influential work in [34], implying  $\lambda < 2.48$ . The approaches in [42, 34] rely on numerically intensive methods tailored to  $\mathbb{Z}^2$ . Furthermore, there is an FPTAS for  $\mathbb{Z}^2$  in [36], which gets an even better bound than [42], i.e.,  $\lambda < 2.538$ . Our understanding is that both [42, 36] are trying to optimise their derivations specifically to this lattice. Here we do not explore this directions, even though it is very interesting.

Our bounds with regard to the other lattices in the table are slightly off compared to those in [36], i.e., typically in the second decimal digit. This only has to do with the accuracy of the estimate for  $d_k$  we are using. Sharper results can be obtained by considering larger -but bounded- radii for the local connective constant.

We utilise the *Spectral Independence* method and results from [3, 10, 11] to establish Theorem 1.1. With this approach, the focus is on the *pairwise influence matrix*, denoted as  $\mathcal{I}_G^{\Lambda, \tau}$ . This is a matrix over the vertices of  $G$  such that each entry  $\mathcal{I}_G^{\Lambda, \tau}(w, u)$  expresses the effect of the configuration at vertex  $w$  on the Gibbs marginal at vertex  $u$ . The influence matrix is a central concept for the Spectral Independence. Establishing fast mixing amounts to showing that the *maximum eigenvalue* of  $\mathcal{I}_G^{\Lambda, \tau}$  is  $O(1)$ .

Here, we obtain bounds on the maximum eigenvalue of  $\mathcal{I}_G^{\Lambda, \tau}$  by utilising the *k-non-backtracking matrix*  $H_{G,k}$ . This is a very interesting, alas technically challenging, object to work with.  $H_{G,k}$  is a 0/1 matrix, indexed by the self-avoiding walks of length  $k$  in  $G$ . Specifically,  $H_{G,k}(P, Q) = 1$  if and only if walk  $Q$  extends walk  $P$  by one vertex without backtracking\*. Matrix  $H_{G,k}$  is a generalisation of the well-known *Hashimoto* non-backtracking matrix introduced in mathematical physics [20] but has found a lot of applications in Computer Science, e.g., see [1, 6, 12].

One of the main technical results here is to show that the spectral radius of  $\mathcal{I}_G^{\Lambda, \tau}$  for the Hard-core model, can be bounded in terms of  $H_{G,k}$ , for any  $k \geq 1$ , as shown below:

$$\rho(\mathcal{I}_G^{\Lambda, \tau}) \leq C \cdot \sum_{\ell \geq 0} \left( \delta^\ell \cdot \| (H_{G,k})^\ell \|_2 \right)^{1/s}, \quad (1.3)$$

where the quantities  $C, s, \delta > 0$  depend on the parameters of the problem.

We utilise the above inequality to obtain the following result for the Hard-core model and  $H_{G,k}$ .

\*E.g., for self-avoiding walks  $P = x_0, \dots, x_k$  and  $Q = z_0, \dots, z_k$ , we have  $H_{G,k}(P, Q) = 1$  if and only if  $x_i = z_{i-1}$ , for  $i = 1, \dots, k$ , while  $z_k \neq x_0$ .

**Theorem 1.2.** For  $\varepsilon \in (0, 1)$ , for  $\rho > 1$  and integers  $k, N > 0$ ,  $\Delta > 1$ , consider graph  $G = (V, E)$  of maximum degree  $\Delta$  such that  $\|(H_{G,k})^N\|_2^{1/N} = \rho$ . Also, let  $\mu$  be the Hard-core model on  $G$  with fugacity  $\lambda \leq (1 - \varepsilon)\lambda_c(\rho)$ .

There is a constant  $C = C(\Delta, \rho, \varepsilon)$  such that the mixing time of Glauber dynamics on  $\mu$  is at most  $Cn \log n$ .

To our knowledge, obtaining mixing results for Glauber dynamics in terms of  $H_{G,k}$  has never been considered before in the literature.

Interestingly,  $\|(H_{G,k})^N\|_2^{1/N}$  varies with  $N, k$ . For smaller values of  $N, k$ , matrix  $H_{G,k}^N$  tends to contain information related to the degree sequence of the graph, whereas, for larger values, it carries more structural information about  $G$ . Also, it is an easy exercise to show that  $\|(H_{G,k})^N\|_2^{1/N} \leq \Delta - 1$ .

In light of Theorem 1.2, the results with the local connective constant  $d_k$  follow by (roughly) showing that  $\|(H_{G,k})^N\|_2^{1/N} \leq d_k$ .

Furthermore, we explore the direction of using *backtracking* walks to establish rapid mixing bounds, i.e., rather than the  $k$ -non-backtracking ones. This approach naturally formalises in terms of the *adjacency matrix*  $A_G$ . The bounds we obtain are expressed in terms of  $\|A_G\|_2$ , which also corresponds to the *spectral radius*.

$A_G$  is a 0/1 matrix indexed by the vertices of  $G$  such that for any  $u$  and  $w$ , we have

$$A_G(u, w) = \mathbb{1}\{u, w \text{ are adjacent in } G\}.$$

Utilising matrix  $A_G$  and its norms to obtain rapid mixing bounds has been considered before. The seminal work of Hayes in [21] first introduces this approach by considering  $\|A_G\|_2$ . Subsequently, further extensions were introduced in [13, 22].

Compared to  $H_{G,k}$ , matrix  $A_G$  is very well-behaved, e.g., it is symmetric, irreducible, etc. This nice behaviour of  $A_G$  gives rise to a more elegant analysis than what we have with  $H_{G,k}$ . A result we obtain in this setting is that the spectral radius of  $\mathcal{I}_G^{A, \tau}$  for the Hard-core model, can be bounded in terms of  $A_G$ , as shown below:

$$\rho(\mathcal{I}_G^{A, \tau}) \leq C \cdot \sum_{\ell \geq 0} \left( \delta^\ell \cdot \|A_G^\ell\|_2 \right)^{1/s}, \quad (1.4)$$

where the quantities  $C, s, \delta > 0$  depend on the parameters of the problem.

We utilise the above inequality to obtain the following result with regard to the Hard-core model and  $A_G$ .

**Theorem 1.3.** For any  $\varepsilon \in (0, 1)$ , for  $\Delta, \varrho > 1$ , consider graph  $G = (V, E)$  of maximum degree  $\Delta$  such that  $\|A_G\|_2 = \varrho$ . Also, let  $\mu$  be the Hard-core model on  $G$  with fugacity  $\lambda \leq (1 - \varepsilon)\lambda_c(\varrho)$ .

There is a constant  $C = C(\Delta, \varrho, \varepsilon)$  such that the mixing time of Glauber dynamics on  $\mu$  is at most  $Cn \log n$ .

The maximum degree bounds that apply in our setting are those from [3, 11]. Theorem 1.3 improves on these bounds when  $\rho(A_G) < \Delta - 1$ . Table 2 shows some notable families of graphs where Theorem 1.3 gives significant improvements over the maximum degree bounds.

Theorem 1.3 also improves on the results in [21]. Note that [21] establishes optimum mixing for the Hard-core model with fugacity  $\lambda < \frac{1}{\varrho}$ . The bound we obtain here is, roughly,  $\lambda < \frac{e}{\varrho}$ . That is, we get an improvement of factor  $e$  for the bounded degree graphs. Unlike our approach that utilises the Spectral Independence method, the earlier results in [13, 21, 22] rely on the *path coupling* technique by Bubley and Dyer in [7].

*Hardness & Phase Transitions:* In a different direction, our results cast a light on the celebrated connection between the hardness of approximate counting and the onset of the Gibbs tree non-uniqueness from *statistical physics*. We use Theorem 1.2 to express this connection in terms of  $\|(H_{G,k})^N\|_2^{1/N}$ .

Graph with max Degree $\Delta$	Spectral radius of the Adjacency matrix
Planar	$\sqrt{8(\Delta - 2)} + 2\sqrt{3}$
$r$ -degenerate	$2\sqrt{r(\Delta - r)}$
Euler genus $g$	$\sqrt{8(\Delta - 2g + 4)} + 2g + 4$

TABLE 2. Bounds on the spectral radius of the Adjacency matrix, from [14, 21]

Suppose that  $\mathcal{Z}(G, \lambda)$  is the partition function for the Hard-core model on graph  $G$ . The results in [3, 11] imply that there is an FPRAS for estimating  $\mathcal{Z}(G, \lambda)$  for any graph  $G$  of maximum degree  $\Delta$  for all  $\lambda < \lambda_c(\Delta - 1)$ . On the other hand, the results [39, 40, 18] imply that, unless  $\text{RP} = \text{NP}$ , there is no FPRAS for  $\mathcal{Z}(G, \lambda)$  for graphs of maximum degree  $\Delta$  for all  $\lambda > \lambda_c(\Delta - 1)$ . The latter results also imply that we cannot approximate in polynomial time  $\mathcal{Z}(G, \lambda)$  within a factor  $2^{\gamma n}$ , for an appropriate constant  $\gamma > 0$ .

In light of Theorem 1.2, the above dichotomy fails to capture that there are instances of the problem for which we have an FPRAS even though  $\lambda > \lambda_c(\Delta - 1)$ . These are the instances for which  $\rho < \Delta - 1$ , where  $\rho = \|(\mathbf{H}_{G,k})^N\|_2^{1/N}$ . In that respect, it is more accurate to state the dichotomy with respect to  $\lambda_c(\rho)$ . Specifically, Theorem 1.2 and [39, 40, 18] imply the following result.

**Theorem 1.4.** *Unless  $\text{NP} = \text{RP}$ , for  $\varepsilon \in (0, 1)$ ,  $\Delta \geq 3$ ,  $N, k \geq 1$  and  $\rho > 1$ , the following is true:*

*For any  $\lambda > (1 + \varepsilon)\lambda_c(\lceil \rho \rceil)$ , there is no FPRAS for estimating the partition function of the Hard-core model for graphs  $G$  of maximum degree at most  $\Delta$  such that  $\|(\mathbf{H}_{G,k})^N\|_2^{1/N} = \rho$ .*

*For any  $\lambda < (1 - \varepsilon)\lambda_c(\rho)$ , there is an FPRAS for estimating the partition function of the Hard-core model for graphs  $G$  of maximum degree at most  $\Delta$  such that  $\|(\mathbf{H}_{G,k})^N\|_2^{1/N} = \rho$ .*

The results in [39, 40] we utilise to show Theorem 1.4, require the argument of  $\lambda_c(\cdot)$  to be an integer. For this reason, we use  $\lambda_c(\lceil \rho \rceil)$  for the lower bound.

Using Theorem 1.1, we can also express the above dichotomy by using the radius- $k$  connective constant  $\mathbf{d}_k$  instead of  $\|(\mathbf{H}_{G,k})^N\|_2^{1/N}$ . We do not state this result here since it is incremental to Theorem 1.4.

**1.1. Results with the Ising model.** For integer  $r \geq 2$ , it is well-known that the Ising model on the infinite  $r$ -ary tree, with external field  $\lambda > 0$  and inverse temperature  $\beta \geq 0$ , exhibits uniqueness for

$$\frac{r-1}{r+1} < \beta < \frac{r+1}{r-1}.$$

Recall that when  $\beta > 1$ , the Ising model is called *ferromagnetic*, while for  $\beta < 1$ , it is called *antiferromagnetic*. For  $z > 1$  and  $\delta \in (0, 1)$ , we let the interval

$$\mathbb{U}_{\text{Ising}}(z, \delta) = \left[ \frac{z-1+\delta}{z+1-\delta}, \frac{z+1-\delta}{z-1+\delta} \right]. \quad (1.5)$$

As far as the Ising model is concerned, we obtain the following result.

**Theorem 1.5.** *For  $\varepsilon \in (0, 1)$ ,  $\Delta > 1$ ,  $k \geq 1$ ,  $\mathbf{d}_k > 1$  and  $\lambda > 0$  consider graph  $G = (V, E)$  of maximum degree  $\Delta$  such that the radius- $k$  connective constant is  $\mathbf{d}_k$ . Let  $\mu$  be the Ising model on  $G$  with external field  $\lambda$  and inverse temperature  $\beta \in \mathbb{U}_{\text{Ising}}(\mathbf{d}_k, \varepsilon)$ .*

*There is a constant  $C = C(\Delta, \mathbf{d}_k, \varepsilon)$  such that the mixing time of Glauber dynamics on  $\mu$  is at most  $Cn \log n$ .*

The maximum degree bounds that apply in our setting are those from [3, 11]. Specifically, for a graph  $G$  of maximum degree  $\Delta$ , they imply optimum mixing for Glauber dynamics on the Ising model with inverse temperature  $\beta \in \mathbb{U}_{\text{Ising}}(\Delta - 1, \delta)$  and external field  $\lambda > 0$ . Similarly to Theorem 1.1, with Theorem 1.5, we

improve on the max-degree bound when  $d_k < \Delta - 1$ . When  $d_k$  gets its maximum value  $\Delta - 1$ , the bound in Theorem 1.5 matches the max-degree one.

As mentioned earlier, it is natural to compare Theorem 1.5 with results in the literature where the mixing bound is better than the maximum degree one. Table 1 summarises our applications of Theorem 1.5 for the Ising model on the *triangular* lattice  $\mathbb{T}$ , the *hexagonal* lattice  $\mathbb{H}$ , the *octagonal* lattice  $\mathbb{O}$  and the *square* lattice  $\mathbb{Z}^r$ , for dimensions  $r = 1, 2, \dots, 5$ . As mentioned before, the choice of these lattices is only indicative; there many other structures that we do not consider here due to space limitations.

Perhaps one of the best-understood cases in the literature is the Ising model on the square lattice  $\mathbb{Z}^r$ , for  $r > 0$ . The best bounds on the mixing time for Glauber dynamics have been known since the 1990s from the influential work of Martinelli and Olivieri in [31, 32]. Theorem 1.5 does not improve on these results. However, the rapid mixing bounds we obtain for the remaining lattices are new. Prior to our results here, the only known bounds were with respect to the maximum degree  $\Delta$ .

For completeness we state the rapid mixing bounds for the Ising model on  $G(n, d/n)$ . For the ferromagnetic Ising model, see the work of Mossel and Sly in [33]. The bounds for the antiferromagnetic Ising are implied in the work of Efthymiou, Hayes, Štefankovič and Vigoda in [16], while explicit bounds appear in [17]. Our results here do not have any implication for  $G(n, d/n)$  because we consider bounded degrees.

For the Ising model and  $H_{G,k}$ , we have the following result, which is analogous to Theorem 1.2.

**Theorem 1.6.** *For  $\varepsilon \in (0, 1)$ ,  $\lambda > 0$ ,  $\rho > 1$  and integers  $N > 0$ ,  $\Delta > 1$ , consider graph  $G = (V, E)$  of maximum degree  $\Delta$  such that  $\|(H_{G,k})^N\|_2^{1/N} = \rho$ . Let  $\mu$  be the Ising model on  $G$  with external field  $\lambda$  and inverse temperature  $\beta \in \mathbb{U}_{\text{Ising}}(\rho, \varepsilon)$ .*

*There is a constant  $C = C(\Delta, \rho, \varepsilon)$  such that the mixing time of Glauber dynamics on  $\mu$  is at most  $Cn \log n$ .*

As far as the Ising model and the adjacency matrix are concerned, we obtain the following result.

**Theorem 1.7.** *For  $\varepsilon \in (0, 1)$ ,  $\lambda > 0$ ,  $\varrho > 1$  and integer  $\Delta > 1$ , consider graph  $G = (V, E)$  of maximum degree  $\Delta$  such that  $\|A_G\|_2 = \varrho$ . Let  $\mu$  be the Ising model on  $G$  with external field  $\lambda$  and inverse temperature  $\beta \in \mathbb{U}_{\text{Ising}}(\varrho, \varepsilon)$ .*

*There is a constant  $C = C(\Delta, \varrho, \varepsilon)$  such that the mixing time of Glauber dynamics on  $\mu$  is at most  $Cn \log n$ .*

Theorem 1.7 matches Hayes' results in [21] for the Ising model. We only present it for the sake of completeness.

We get results similar to those in Theorem 1.4 for the *antiferromagnetic* Ising model. Note that there is no hardness region for the ferromagnetic Ising model [19]. Specifically, using Theorem 1.5 and [39, 40, 18] for the antiferromagnetic Ising model, we have the following result.

**Theorem 1.8.** *Unless  $\text{NP} = \text{RP}$ , for  $\varepsilon \in (0, 1)$ ,  $\Delta \geq 3$ ,  $N, k \geq 1$  and  $\rho > 1$  the following is true:*

*For any  $0 < \beta \leq \frac{\rho-1+\varepsilon}{\rho+1-\varepsilon}$  and  $\lambda$  such that we are not in the tree uniqueness region, there is no FPRAS for estimating the partition function of the antiferromagnetic Ising model for graphs  $G$  of maximum degree at most  $\Delta$  such that  $\|(H_{G,k})^N\|_2^{1/N} = \rho$ .*

*For any  $\frac{\rho-1+\varepsilon}{\rho+1-\varepsilon} \leq \beta \leq 1$  and any  $\lambda > 0$ , there is an FPRAS for estimating the partition function of the antiferromagnetic Ising model for graphs  $G$  of maximum degree at most  $\Delta$  such that  $\|(H_{G,k})^N\|_2^{1/N} = \rho$ .*

As noted before, using Theorem 1.5, we can also express the above dichotomy by using the radius- $k$  connective constant  $d_k$  instead of  $\|(H_{G,k})^N\|_2^{1/N}$ . We do not state this result here because it is incremental to Theorem 1.8.

## 2. APPROACH

Let us visit the notion of the *pairwise influence matrix*  $\mathcal{I}_G^{A,\tau}$ , which lies at the heart of the Spectral Independence method.

Consider graph  $G = (V, E)$  and a Gibbs distribution  $\mu$  on  $\{\pm 1\}^V$ . For a set  $\Lambda \subset V$  and a configuration  $\tau$  at  $\Lambda$ , the pairwise influence matrix  $\mathcal{I}_G^{\Lambda, \tau}$  is such that for any  $w, u \in V \setminus \Lambda$ , we have

$$\mathcal{I}_G^{\Lambda, \tau}(w, u) = \mu_u(+1 \mid (\Lambda, \tau), (w, +1)) - \mu_u(+1 \mid (\Lambda, \tau), (w, -1)). \quad (2.1)$$

The Gibbs marginal  $\mu_u(+1 \mid (\Lambda, \tau), (w, +1))$  indicates the probability that vertex  $u$  gets  $+1$ , conditional on the configuration at  $\Lambda$  being  $\tau$  and the configuration at  $w$  being  $+1$ . We have the analogous for the marginal  $\mu_u(+1 \mid (\Lambda, \tau), (w, -1))$ .

If the maximum eigenvalue of  $\mathcal{I}_G^{\Lambda, \tau}$  is bounded, i.e., for *any* choice of  $\Lambda, \tau$ , then the corresponding Glauber dynamics on  $\mu$  is *fast mixing*.

We obtain the following bound for  $\rho(\mathcal{I}_G^{\Lambda, \tau})$  in terms of  $\|A_G\|_2$ : For quantities  $C, s \geq 1$  and  $\delta \in (0, 1)$ , which depend on the parameters of the problem, we have

$$\rho(\mathcal{I}_G^{\Lambda, \tau}) \leq C \cdot \sum_{\ell \geq 0} \left( \delta^\ell \cdot \|A_G^\ell\|_2 \right)^{1/s}. \quad (2.2)$$

The above inequality emerges from two different approaches to bound  $\rho(\mathcal{I}_G^{\Lambda, \tau})$ , each time with different parameters  $C, s \geq 1$  and  $\delta \in (0, 1)$ .

The first one just uses the definition of  $\mathcal{I}_G^{\Lambda, \tau}$  and basic linear algebra to get (2.2). In this case, we have  $C = s = 1$ , while  $\delta$  can be expressed using a bound on the influences (see later discussion). The second approach uses potential functions, while it allows us to get stronger results than the first one. In this case, the quantities  $s, \delta$  are parameters of the potential functions.

Subsequently, we obtain an analogous bound for the spectral radius of  $\mathcal{I}_G^{\Lambda, \tau}$  using the  $k$ -non-backtracking matrix  $H_{G,k}$ . In that respect, we show that

$$\rho(\mathcal{I}_G^{\Lambda, \tau}) \leq C \cdot \sum_{\ell \geq 0} \left( \delta^\ell \cdot \|(H_{G,k})^\ell\|_2 \right)^{1/s}, \quad (2.3)$$

where the quantities  $C, s \geq 1$  and  $\delta \in (0, 1)$  depend on the parameters of the problem. Obtaining the above is more challenging than (2.2). To this end, utilise the *extended influence matrix*  $\mathcal{L}_{G,k}^{\Lambda, \tau}$ . This is a new kind of influence matrix, which is different from  $\mathcal{I}_G^{\Lambda, \tau}$  and is described later in this section.

Similarly to (2.2), the inequality in (2.3) emerges from two different approaches. The first one utilises potential functions and the extended influence matrix  $\mathcal{L}_{G,k}^{\Lambda, \tau}$ . This approach is technically very challenging but also gives the strongest results. The second approach is lighter than the first one; it does not use potential functions but it uses  $\mathcal{L}_{G,k}^{\Lambda, \tau}$ .

Interestingly, some of the high-level ideas that we introduce for the analysis with  $A_G$  are also exploited for  $H_{G,k}$ , even though the two approaches are quite different.

In what follows, we give a high-level overview of how we obtain the bound for  $\rho(\mathcal{I}_G^{\Lambda, \tau})$  in terms of  $A_G$ . Subsequently, we introduce the notion of the extended influence matrix  $\mathcal{L}_{G,k}^{\Lambda, \tau}$  and give a high-level description of how we use it to obtain the bounds in terms of  $H_{G,k}$ .

*The  $T_{\text{SAW}}$  construction:* It is a well-known fact that each entry  $\mathcal{I}_G^{\Lambda, \tau}(w, v)$  can be expressed in terms of a topological construction called the *tree of self-avoiding walks* together with weights on the paths of this tree that we call *influences*. It is worth giving a high-level (hence imprecise) description of this relation (see also Section 5.6).

Recall that a walk is *self-avoiding* if it does not repeat vertices. For vertex  $w$  in  $G$ , we define  $T = T_{\text{SAW}}(G, w)$ , the tree of self-avoiding walks starting from  $w$ , as follows: Consider the set of walks  $v_0, \dots, v_r$  in graph  $G$  that emanates from vertex  $w$ , i.e.,  $v_0 = w$ , while one of the following two holds:

- (1)  $v_0, \dots, v_r$  is a self-avoiding walk,
- (2)  $v_0, \dots, v_{r-1}$  is a self-avoiding walk, while there is  $j \leq r-3$  such that  $v_r = v_j$ .

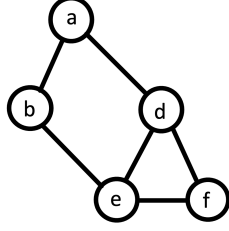


FIGURE 1. Initial graph  $G$

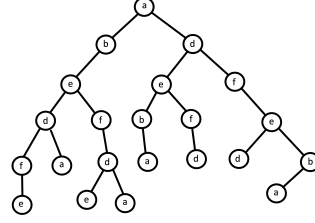


FIGURE 2.  $T_{\text{SAW}}(G, a)$

Each of the walks in the set corresponds to a vertex in  $T$ . Two vertices in tree  $T$  are adjacent if the corresponding walks are adjacent, i.e., one extends the other by one vertex. The vertex  $u$  in  $T$  corresponding to walk  $v_0, \dots, v_r$  in  $G$ , is called a *copy* of vertex  $v_r$  in tree  $T$ .

Figures 1 and 2 show an example of the above construction. Fig. 1 shows the initial graph  $G$ . Fig. 2 shows the tree of self-avoiding walks starting from vertex  $a$ . The vertices with label  $a$  in the tree correspond to the copies of vertex  $a$  in the initial graph  $G$ . We have the same for the other labels, too.

Furthermore, each path in  $T$  is associated with a real number that we call *influence*. The influences depend on the parameters of the Gibbs distribution  $\mu(\cdot \mid (\Lambda, \tau))$ . For the path of length 1, which corresponds to the edge  $e$  in  $T$ , we let  $\alpha(e)$  denote its influence. For a path  $P$  of length  $> 1$ , the influence  $\alpha(P)$  is given by the product of influences of the edges in this path,<sup>†</sup> i.e.,

$$\alpha(P) = \prod_{e \in P} \alpha(e) .$$

The entry  $\mathcal{I}_G^{A, \tau}(w, u)$  can be expressed as a sum of influences over paths in  $T$ , i.e.,

$$\mathcal{I}_G^{A, \tau}(w, u) = \sum_P \alpha(P) ,$$

where  $P$  varies over the paths from the root to the copies of vertex  $u$  in  $T$ .

*The Adjacency Matrix:* Consider graph  $G$  and a Gibbs distribution  $\mu_G$  on this graph. W.l.o.g., we consider the pairwise influence matrix without pinnings, i.e., we have  $\mathcal{I}_G$ .

We start by showing how to obtain (2.2) for  $C = s = 1$ . This amounts to showing that

$$|\mathcal{I}_G| \leq \sum_{\ell \geq 0} (\delta \cdot A_G)^\ell , \quad (2.4)$$

where the inequality between the two matrices is entry-wise. Also, we let  $|\mathcal{I}_G|$  denote the matrix whose entries are  $|\mathcal{I}_G(w, u)|$ .

In the inequality above, we take  $\delta$  such that  $\delta = \max_e \{|\alpha(e)|\}$  where  $e$  varies over the edges in all self-avoiding walk trees. Then, the  $T_{\text{SAW}}$ -construction implies that for any two vertices  $u$  and  $w$ , we have

$$|\mathcal{I}_G(w, u)| \leq \sum_{\ell \geq 0} \delta^\ell \times (\# \text{ length } \ell \text{ paths from the root to a copy of } u \text{ in } T_{\text{SAW}}(G, w)) .$$

We obtain (2.4) from the above inequality by noting that the number of paths of length  $\ell$  from the root to the copies of  $u$ , in  $T_{\text{SAW}}(G, w)$ , is at most  $A_G^\ell(w, u)$ .

The above elementary argument is sufficient to prove our results with the Ising model and the Adjacency matrix in Theorem 1.7. We can apply the above for the Hard-core model, too. By doing so, one recovers the rapid mixing results for this distribution in [21]. Our aim here is for the stronger results in Theorem 1.3. We obtain them by establishing (2.2) using the potential functions from [36].

We start by using the standard relation from the linear algebra that

$$\rho(\mathcal{I}_G) \leq \|D^{-1} \cdot \mathcal{I}_G \cdot D\|_\infty ,$$

for any non-singular matrix  $D$  such that  $D$  and  $\mathcal{I}_G$  are conformable for multiplication.

<sup>†</sup>In the related literature, influences are defined w.r.t. the vertices of the tree, not the edges. Our formalism here is equivalent.

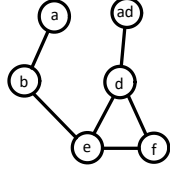


FIGURE 3.  $ab$ -extension

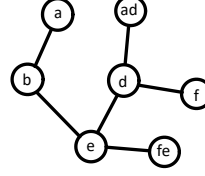


FIGURE 4.  $\{ab, fe\}$ -extension

Choosing  $D$  as the identity matrix, one recovers the matrix norm used to obtain the max-degree bounds in [10]. Here, we make a non-trivial choice for this matrix. We set  $D$  to be diagonal, such that  $D(u, u) = (\phi_1(u))^s$ , with  $\phi_1$  being the principal eigenvector of  $A_G$ . The quantity  $s$  is a parameter of the potential function we are using, typically, we have  $s > 1$ .

Since we assume that  $G$  is connected, we have that  $A_G$  is *irreducible*. The Perron-Frobenius theorem implies that all entries in  $\phi_1$  are strictly positive; hence,  $D$  is non-singular.

The estimation of  $\|D^{-1} \cdot \mathcal{I}_G \cdot D\|_\infty$  is carried out by using standard tree recursions and the potential functions. The new element in these recursions is the extra weights matrix  $D$  introduces with  $\phi_1$ . Consequently, we obtain

$$\|D^{-1} \cdot \mathcal{I}_G \cdot D\|_\infty \leq C \cdot \sum_{\ell \geq 0} \left( \delta^\ell \cdot \|A_G^\ell\|_2 \right)^{1/s}, \quad (2.5)$$

which then proves (2.2).

*The  $k$ -non-backtracking matrix:* We now consider the bound for  $\rho(\mathcal{I}_G)$  in terms of  $H_{G,k}$ , as shown in (2.3). Similarly to the case with the adjacency matrix, we consider no pinning for the influence matrix. Also, assume there is a total ordering of the vertices in  $G$ .

We establish (2.3) by means of the extended influence matrix  $\mathcal{L}_{G,k}$ . In what follows, we describe this matrix and show how we use it to prove the inequality. To keep the description simple, we consider the matrix  $H_{G,k}$  for  $k = 1$ . Also, we abbreviate  $H_{G,1}$  and  $\mathcal{L}_{G,1}$  to  $H_G$  and  $\mathcal{L}_G$ , respectively.

$H_G$  corresponds to the Hashimoto non-backtracking matrix. This is a 0/1 matrix indexed by the *ordered pairs* of the adjacent vertices in  $G$ . For any  $e = wx$  and  $f = uz$ , we have

$$H_G(e, f) = \mathbb{1}\{x = u\} \times \mathbb{1}\{w \neq z\}.$$

That is,  $H_G(e, f)$  is equal to 1 if  $f$  follows  $e$  without creating a loop; otherwise, it is equal to zero.

We note that both  $\mathcal{I}_G$  and  $A_G$  are matrices over the vertices of  $G$ . This is not true with  $H_G$ , which is on ordered pairs of vertices. This discrepancy between  $\mathcal{I}_G$  and  $H_G$  motivates us to consider a *new* influence matrix, which is on the ordered pairs of adjacent vertices of  $G$ . To this end, we introduce  $\mathcal{L}_G$ . We also introduce the notion of *extension* for both graph  $G$  and the Gibbs distribution  $\mu_G$ .

We use graph  $G$  in Fig. 1 to describe matrix  $\mathcal{L}_G$  and the extensions of  $G$  and  $\mu_G$ .

Let us start with the extension of graph  $G$ . For the ordered pair of adjacent vertices  $ab$ , the  $ab$ -extension of graph  $G$  is a new graph obtained from  $G$  by applying the following operations:

- (a) remove all the edges that are incident to vertex  $a$ , apart from the one that connects  $a$  and  $b$ ,
- (b) for each neighbour  $z$  of vertex  $a$  that has been disconnected, insert a new vertex  $az$  and connect it only to vertex  $z$ .

Fig. 3 shows the resulting graph after applying the above operations to graph  $G$  in Fig. 1. We let  $G_{ab}$  denote the  $ab$ -extension of  $G$ .

We also define the  $ab$ -extension of  $\mu_G$ . This is a Gibbs distribution on graph  $G_{ab}$ , which has the same specification as  $\mu_G$ , i.e., the same parameters  $\beta, \gamma$  and  $\lambda$ . Furthermore, we impose an appropriate pinning  $\sigma$

to the vertices introduced in step (b) when we create  $G_{ab}$ . Specifically, for vertex  $az$ , we have

$$\sigma(az) = \begin{cases} +1 & \text{if } b > z, \\ -1 & \text{if } b < z. \end{cases} \quad (2.6)$$

The above is reminiscent of the pinning we have in Weitz's  $T_{\text{SAW}}$ -construction in [43]. The resulting Gibbs distribution after the pinning is the  $ab$ -extension of  $\mu_G$ .

If we have  $\mu_G^{\Lambda, \tau}$ , i.e., the vertices in set  $\Lambda$  have their configuration pinned to  $\tau$ , then we typically consider the  $xz$ -extension of  $\mu_G^{\Lambda, \tau}$  for  $x \notin \Lambda$ . We define this distribution in the same way as above. Note that the extension inherits the pinning  $\Lambda, \tau$ .

We can take extensions multiple times. E.g., in Fig. 4, we take the  $fe$ -extension of graph  $G_{ab}$  shown in Fig. 3. We call this graph, the  $\{ab, fe\}$ -extension of  $G$ . We can take extensions multiple times for the Gibbs distributions, too. There are some technical details to be discussed at this point, but we omit them as this is a high-level exposition of our approach.

For the entry  $\mathcal{L}_G(ab, fe)$ , we consider the  $\{ab, fe\}$ -extensions of graph  $G$  and the Gibbs distribution  $\mu_G$ . Specifically, the entry  $\mathcal{L}_G(ab, fe)$  is nothing more than the standard influence of vertex  $a$  to vertex  $f$  with respect to the  $\{ab, fe\}$ -extension  $\mu_G$ . That is, suppose  $\mathcal{J}$  is the influence matrix induced by the  $\{ab, fe\}$ -extensions of  $\mu_G$ . Then, we have

$$\mathcal{L}_G(ab, fe) = \mathcal{J}(a, f). \quad (2.7)$$

Note that  $a$  and  $f$  are vertices of the  $\{ab, fe\}$ -extension of graph  $G$  shown in Fig. 4.

It is also natural to compare  $\mathcal{L}_G(ab, fe)$  directly with the entry  $\mathcal{I}_G(a, f)$ , i.e. the standard influence matrix induced by  $\mu_G$ . Consider the  $T_{\text{SAW}}$ -construction for  $\mathcal{I}_G(a, f)$  shown in Fig. 5. Recall that the quantity  $\mathcal{I}_G(a, f)$  can be viewed as the sum of influences over the paths from the root to the copies of vertex  $f$  in this tree, i.e., the red vertices. The entry  $\mathcal{L}_G(ab, fe)$  can be viewed as a “good” approximation of the sum of influences in the tree in Fig. 5 over the paths from the root to the copies of  $f$ , with the *additional constraint* for the paths that the second vertex is a copy of vertex  $b$ , while the vertex prior to the last one is a copy of vertex  $e$ . In our example, this corresponds to the influence from the root to the red vertex in the subtree encircled by the dotted line.

The relation between  $\mathcal{L}_G$  and  $\mathcal{I}_G$ , which we roughly describe above, allows us to show that

$$\rho(\mathcal{I}_G) \leq c \cdot \|\mathcal{L}_G\|_{2s}, \quad (2.8)$$

for some constant  $c > 0$ . We then get (2.3) by showing that there is a constant  $\hat{c} > 0$  such that

$$\|\mathcal{L}_G\|_{2s} \leq \hat{c} \cdot \sum_{\ell \geq 1} \left( \delta^\ell \cdot \|\mathcal{H}_G^\ell\|_2 \right)^{1/s}. \quad (2.9)$$

The inequality in (2.9) emerges from two different approaches.

The first one does not use potential functions. Similarly to what we have with  $\mathcal{A}_G$ , we take  $\delta$  such that  $\delta = \max_e \{|\alpha(e)|\}$  where  $e$  varies over the edges in all self-avoiding walk trees.

For the second approach, we utilise potential functions. This is the most technical part of our paper. We deal with a *system of tree recursions* to obtain (2.9) that considers multiple Gibbs distributions, i.e., as opposed to the standard case with  $\mathcal{A}_G$  where we have one distribution. The system of recursions arises because the corresponding distributions in the entries of  $\mathcal{L}_G$  are different from each other. We reduce the intricate system of recursions to a standard one by establishing a certain kind of *correlation decay*. This allows us to obtain the desirable bound on  $\|\mathcal{L}_G\|_{2s}$  using the potential functions.

The above discussion extends to considering the  $k$ -non-backtracking matrix  $\mathcal{H}_{G,k}$ , for any  $k \geq 1$ .

*Notation.* For graph  $G = (V, E)$ , we let a Gibbs distribution  $\mu_G$  on the set of configurations  $\{\pm 1\}^V$ . For  $\sigma \in \{\pm 1\}^V$ , we let  $\sigma(\Lambda)$  denote the configuration that  $\sigma$  specifies on the set of vertices  $\Lambda$ . We let  $\mu_\Lambda$  denote the marginal of  $\mu$  at set  $\Lambda$ . We also let  $\mu_G(\cdot \mid M, \sigma)$  and  $\mu_G^{M, \sigma}$  denote the distribution  $\mu$  conditional on



For any  $i \in [d]$ , we have  $\frac{\partial}{\partial x_i} H_d(x_1, \dots, x_d) = h(x_i)$ , where recall that set  $[d] = \{1, \dots, d\}$ . Furthermore, let the interval  $J_d \subseteq \mathbb{R}$  be defined by

$$J_d = \begin{cases} [(\log \lambda \beta^d), \log(\lambda/\gamma^d)] & \text{if } \beta\gamma < 1, \\ [(\log \lambda/\gamma^d), \log(\lambda \beta^d)] & \text{if } \beta\gamma > 1. \end{cases}$$

Standard algebra implies that  $J_d$  contains all the log-ratios for a vertex with  $d$  children. Also, let

$$J = \bigcup_{1 \leq d < \Delta} J_d. \quad (3.5)$$

The set  $J$  contains all log-ratios in the tree  $T$ .

**3.1. First attempt.** We present the first set of our results, which we use to establish spectral independence. These results rely on the notion of  $\delta$ -contraction.

**Definition 3.1** ( $\delta$ -contraction). *Let  $\delta \geq 0$  and the integer  $\Delta \geq 1$ . Also, let  $\beta, \gamma, \lambda \in \mathbb{R}$  be such that  $0 \leq \beta \leq \gamma$ ,  $\gamma > 0$  and  $\lambda > 0$ . The set of functions  $\{H_d\}_{1 \leq d < \Delta}$ , defined as in (3.3) with respect to the parameters  $\beta, \gamma, \lambda$ , exhibits  $\delta$ -contraction if it satisfies the following condition:*

*For any  $1 \leq d < \Delta$  and any  $(y_1, \dots, y_d) \in [-\infty, +\infty]^d$ , we have  $\|\nabla H_d(y_1, \dots, y_d)\|_\infty \leq \delta$ .*

The  $\delta$ -contraction condition is equivalent to having  $h(z) \leq \delta$ , for any  $z \in [-\infty, +\infty]$ , where  $h(z)$  is defined in (3.4).

**Theorem 3.2** (Adjacency Matrix). *Let  $\varepsilon \in (0, 1)$ ,  $\varrho > 1$  and the integer  $\Delta > 1$ . Also, let  $\beta, \gamma, \lambda \in \mathbb{R}$  be such that  $0 \leq \beta \leq \gamma$ ,  $\gamma > 0$  and  $\lambda > 0$ .*

*Consider graph  $G = (V, E)$  of maximum degree  $\Delta$  such that  $\|A_G\|_2 = \varrho$ . Also, consider  $\mu$  the Gibbs distribution on  $G$ , specified by the parameters  $(\beta, \gamma, \lambda)$ .*

*For  $\delta = \frac{1-\varepsilon}{\varrho}$ , suppose that the set of functions  $\{H_d\}_{1 \leq d < \Delta}$  specified by  $(\beta, \gamma, \lambda)$  exhibits  $\delta$ -contraction. For any  $\Lambda \subset V$  and  $\tau \in \{\pm 1\}^\Lambda$ , the influence matrix  $\mathcal{I}_G^{\Lambda, \tau}$  induced by  $\mu$ , satisfies that*

$$\rho\left(\mathcal{I}_G^{\Lambda, \tau}\right) \leq \varepsilon^{-1}.$$

The proof of Theorem 3.2 appears in Section 6.

**Definition 3.3** ( $b$ -marginally boundedness). *For a number  $b \geq 0$ , we say that a distribution  $\mu$  over  $\{\pm 1\}^V$  is  $b$ -marginally bounded if for every  $\Lambda \subset V$  and any  $\tau \in \{\pm 1\}^\Lambda$  we have the following: for any  $u \in V \setminus \Lambda$  and for any  $x \in \{\pm 1\}$  which is in the support of  $\mu_u(\cdot \mid \Lambda, \tau)$ , we have  $\mu_u(x \mid \Lambda, \tau) \geq b$ .*

For matrix  $H_{G,k}$  we have the following result.

**Theorem 3.4** ( $k$ -non-backtracking matrix). *Let  $\varepsilon, b \in (0, 1)$ ,  $\rho > 1$  and the integers  $k, N \geq 1$ ,  $\Delta > 1$ . Also, let  $\beta, \gamma, \lambda \in \mathbb{R}$  be such that  $0 \leq \beta \leq \gamma$ ,  $\gamma > 0$  and  $\lambda > 0$ .*

*Consider graph  $G = (V, E)$  of maximum degree  $\Delta$  such that  $\|(H_{G,k})^N\|_2^{1/N} = \rho$ . Assume that  $\mu$ , the Gibbs distribution on  $G$  specified by the parameters  $(\beta, \gamma, \lambda)$ , is  $b$ -marginally bounded.*

*For  $\delta = \frac{1-\varepsilon}{\rho}$ , suppose that the set of functions  $\{H_d\}_{1 \leq d < \Delta}$  specified by  $(\beta, \gamma, \lambda)$  exhibits  $\delta$ -contraction. Then, there exists a bounded number  $\widehat{C} = \widehat{C}(\Delta, \rho, N, b)$  such that for any  $\Lambda \subset V$  and  $\tau \in \{\pm 1\}^\Lambda$ , the influence matrix  $\mathcal{I}_G^{\Lambda, \tau}$  induced by  $\mu$ , satisfies that*

$$\rho\left(\mathcal{I}_G^{\Lambda, \tau}\right) \leq \widehat{C} \cdot \varepsilon^{-1}.$$

The proof of Theorem 3.4 appears in Section 10.

We use Theorems 3.2 and 3.4 to show our results for the Ising model in Theorem 1.7 and Theorem 1.6, respectively.

Using Theorem 3.2 and working as in the proof of Theorem 1.7 one retrieves the rapid mixing results for the Hard-core model in [21]. To get improved results for the Hard-core model, we utilise potential functions. The approach with the potential functions is described in the subsequent section.

**3.2. Second Attempt.** We introduce a second set of results by utilising the notion of the potential functions in the analysis. It is worth mentioning that we use results for potential functions from [36].

Let  $\Sigma$  be the set of functions  $F : [-\infty, +\infty] \rightarrow (-\infty, +\infty)$  which is *differentiable* and *increasing*.

**Definition 3.5** ( $(s, \delta, c)$ -potential). *Let  $s \geq 1$ ,  $\delta, c > 0$  and let the integer  $\Delta > 1$ . Also, let  $\beta, \gamma, \lambda \in \mathbb{R}$  be such that  $0 \leq \beta \leq \gamma$ ,  $\gamma > 0$  and  $\lambda > 0$ .*

*Consider  $\{H_d\}_{1 \leq d < \Delta}$ , defined in (3.3) with respect to  $(\beta, \gamma, \lambda)$ . The function  $\Psi \in \Sigma$ , with image  $S_\Psi$ , is called  $(s, \delta, c)$ -potential if it satisfies the following two conditions:*

**Contraction:** *For  $1 \leq d < \Delta$ , for  $(\tilde{\mathbf{y}}_1, \dots, \tilde{\mathbf{y}}_d) \in (S_\Psi)^d$ , and  $\mathbf{m} = (\mathbf{m}_1, \dots, \mathbf{m}_d) \in \mathbb{R}_{\geq 0}^d$  we have that*

$$\chi(H_d(\mathbf{y}_1, \dots, \mathbf{y}_d)) \cdot \sum_{j=1}^d \frac{|h(\mathbf{y}_j)|}{\chi(\mathbf{y}_j)} \cdot \mathbf{m}_j \leq \delta^{\frac{1}{s}} \cdot \|\mathbf{m}\|_s, \quad (3.6)$$

where  $\chi = \Psi'$ ,  $\mathbf{y}_j = \Psi^{-1}(\tilde{\mathbf{y}}_j)$ , while  $h(\cdot)$  is the function defined in (3.4).

**Boundedness:** *We have that*

$$\max_{\mathbf{z}_1, \mathbf{z}_2 \in J} \left\{ \chi(\mathbf{z}_1) \cdot \frac{|h(\mathbf{z}_2)|}{\chi(\mathbf{z}_2)} \right\} \leq c. \quad (3.7)$$

The notion of the  $(s, \delta, c)$ -potential function we have above, is a generalisation of the so-called “ $(\alpha, c)$ -potential function” that is introduced in [10]. Note that the notion of  $(\alpha, c)$ -potential function implies the use of the  $\ell_1$ -norm in the analysis. The setting we consider here is more general. The condition in (3.6), somehow, implies that we are using the  $\ell_r$ -norm, where  $r$  is the Hölder conjugate of the parameter  $s$  in the  $(s, \delta, c)$ -potential function<sup>‡</sup>.

**Theorem 3.6** (Adjacency Matrix). *Let  $\varepsilon \in (0, 1)$ ,  $\varrho > 1$ ,  $s \geq 1$ ,  $\zeta > 0$  and the integer  $\Delta > 1$ . Also, let  $\beta, \gamma, \lambda \in \mathbb{R}$  be such that  $\gamma > 0$ ,  $0 \leq \beta \leq \gamma$  and  $\lambda > 0$ .*

*Consider graph  $G = (V, E)$  of maximum degree  $\Delta$  such that  $\|A_G\|_2 = \varrho$ . Also, consider  $\mu$  the Gibbs distribution on  $G$  specified by the parameters  $(\beta, \gamma, \lambda)$ .*

*For  $\delta = \frac{1-\varepsilon}{\varrho}$  and  $c = \frac{\zeta}{\varrho}$ , suppose that there is a  $(s, \delta, c)$ -potential function  $\Psi$  with respect to  $(\beta, \gamma, \lambda)$ . Then, for any  $\Lambda \subset V$  and any  $\tau \in \{\pm 1\}^\Lambda$ , the influence matrix  $\mathcal{I}_G^{\Lambda, \tau}$ , induced by  $\mu$ , satisfies*

$$\rho(\mathcal{I}_G^{\Lambda, \tau}) \leq 1 + \zeta \cdot (1 - (1 - \varepsilon)^s)^{-1} \cdot (\Delta/\varrho)^{1-(1/s)}. \quad (3.8)$$

The proof of Theorem 3.6 appears in Section 7.

For the non-backtracking matrix we get the following result:

**Theorem 3.7** ( $k$ -non-backtracking matrix). *Let  $b, \varepsilon \in (0, 1)$ ,  $\rho > 1$ ,  $s \geq 1$ ,  $c > 0$  and the integers  $k, N \geq 1, \Delta > 1$ . Also, let  $\beta, \gamma, \lambda \in \mathbb{R}$  be such that  $\gamma > 0$ ,  $0 \leq \beta \leq \gamma$  and  $\lambda > 0$ .*

*Consider graph  $G = (V, E)$  of maximum degree  $\Delta$  such that  $\|(\mathbf{H}_{G,k})^N\|_2^{1/N} = \rho$ . Assume that  $\mu$ , the Gibbs distribution on  $G$  specified by the parameters  $(\beta, \gamma, \lambda)$ , is  $b$ -marginally bounded.*

*For  $\delta = \frac{1-\varepsilon}{\rho}$ , suppose that there is a  $(s, \delta, c)$ -potential function  $\Psi$  with respect to  $(\beta, \gamma, \lambda)$ . Then, there is a bounded number  $C > 1$  such that for any  $\Lambda \subset V$  and any  $\tau \in \{\pm 1\}^\Lambda$ , the influence matrix  $\mathcal{I}_G^{\Lambda, \tau}$ , induced by  $\mu$ , satisfies*

$$\rho(\mathcal{I}_G^{\Lambda, \tau}) \leq \frac{C}{1 - (1 - \varepsilon/4)^{1/s}}.$$

The proof of Theorem 3.7 appears in Section 11

We use Theorems 3.6 and 3.7 to show our main results for the Hard-core model in Theorem 1.3 and Theorem 1.2, respectively.

<sup>‡</sup> $r^{-1} + s^{-1} = 1$ .

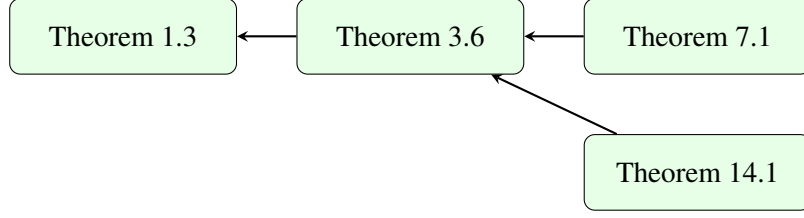


FIGURE 6. Proof structure for Theorem 1.3 - Hard-core model and  $A_G$ .

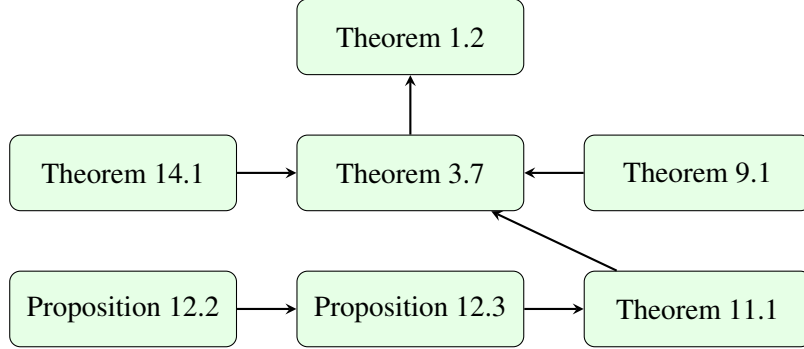


FIGURE 7. Proof structure for Theorem 1.2 - Hard-core model and  $H_{G,k}$ .

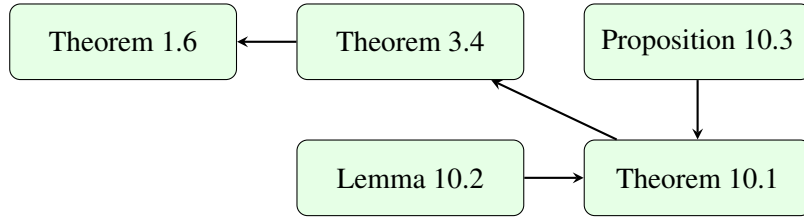


FIGURE 8. Proof structure for Theorem 1.6 - Ising model and  $H_{G,k}$ .

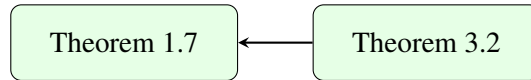


FIGURE 9. Proof structure for Theorem 1.7 - Ising model and  $A_G$ .

#### 4. STRUCTURE OF THE PAPER.

The main technical results we prove in this paper are Theorems 1.2 and 1.3 for the Hard-core model and Theorems 1.6 and 1.7 for the Ising model.

Figures 7 and 8 show the basic structure for proving the theorems that use the  $k$ -non-backtracking matrix  $H_{G,k}$ . Theorem 1.2 is for the Hard-core model, while Theorem 1.6 is for the Ising model.

Similarly, Figures 6 and 9 show the basic structure for proving the theorems that use the adjacency matrix  $A_G$ . Theorem 1.3 is for the Hard-core model, while Theorem 1.7 is for the Ising model.

#### 5. PRELIMINARIES FOR THE ANALYSIS

**5.1. Local Connective Constant.** Here, we introduce a few standard notions related to the *connective constant*. We consider an infinite, locally finite graph  $G$ . Locally finite means that all vertices have finite

degree. For a vertex  $v$  of graph  $G$ , we denote by  $\pi(v, \ell)$  the number of *self-avoiding walks* of length  $\ell$  starting at  $v$ . Recall that a walk is called self-avoiding if it does not repeat vertices. We let

$$c_\ell = \sup\{\pi(v, \ell) \mid v \in V\}.$$

**Definition 5.1** (connective constant). *Let  $G = (V, E)$  be a locally finite, infinite graph. The connective constant  $d = d(G)$  is defined by  $d = \lim_{\ell \rightarrow \infty} c_\ell^{1/\ell}$ .*

It is well-known that the above limit always exists. The notion of connective constant extends naturally when we consider finite graphs. Unless otherwise specified, for what follows, we assume that  $G$  is *finite*. For our algorithmic applications, we consider the notion of radius- $k$  connective constant.

**Definition 5.2.** *For integer  $k > 0$  and graph  $G = (V, E)$ , the radius- $k$  connective constant  $d_k = d_k(G)$  is defined by  $d_k = c_k^{1/k}$ .*

The above definition implies that  $d = \lim_{r \rightarrow \infty} d_r$ .

**5.2. Glauber dynamics and mixing times.** Given a Gibbs distribution  $\mu$  on  $\{\pm 1\}^V$ , we use the discrete-time, (single site) *Glauber dynamics*  $\{X_t\}_{t \geq 0}$  to approximately sample from  $\mu$ . Glauber dynamics is a very simple to describe Markov chain. The state space is the support of  $\mu$ . We assume that the chain starts from an arbitrary configuration  $X_0$ . For  $t \geq 0$ , the transition from the state  $X_t$  to  $X_{t+1}$  is according to the following steps:

- (a) Choose uniformly at random a vertex  $v$ .
- (b) For every vertex  $w$  different than  $v$ , set  $X_{t+1}(w) = X_t(w)$ .
- (c) Set  $X_{t+1}(v)$  according to the marginal of  $\mu$  at  $v$ , conditional on the neighbours of  $v$  having the configuration specified by  $X_{t+1}$ .

For two distributions  $\nu$  and  $\hat{\nu}$  on the discrete set  $\Omega$ , the *total variation distance* satisfies

$$\|\nu - \hat{\nu}\|_{tv} = (1/2) \sum_{x \in \Omega} |\nu(x) - \hat{\nu}(x)|.$$

Let  $P$  be the transition matrix of an *ergodic* Markov chain  $\{X_t\}_{t \geq 0}$  on a finite state space  $\Omega$  with stationary distribution  $\mu$ . For  $t \geq 0$  and  $\sigma \in \Omega$ , we let  $P^t(\sigma, \cdot)$  be the distribution of  $\{X_t\}_{t \geq 0}$  when  $X_0 = \sigma$ . Then, the *mixing time* of  $P$  is defined by

$$T_{\text{mix}}(P) = \min\{t \geq 0 : \forall \sigma \in \Omega \quad \|P^t(\sigma, \cdot) - \mu(\cdot)\|_{tv} \leq 1/4\}.$$

We use the notion of mixing time as a measure of the rate of convergence to equilibrium for Glauber dynamics. For the cases we consider here, Glauber dynamics is trivially ergodic.

### 5.3. Spectral Independence.

*Influence Matrix:* We have seen the definition of the influence matrix before. However, since it is a useful notion for our rapid mixing results, we state it once more.

Consider graph  $G = (V, E)$  and a Gibbs distribution  $\mu$  on  $\{\pm 1\}^V$ . For a set of vertices  $A \subset V$  and a configuration  $\tau$  at  $A$ , we let the *pairwise influence matrix*  $\mathcal{I}_G^{A, \tau}$  be a matrix indexed by the vertices in  $V \setminus A$  such that, for any  $v, w \in V \setminus A$ , we have

$$\mathcal{I}_G^{A, \tau}(w, u) = \mu_u(+1 \mid (A, \tau), (w, +1)) - \mu_u(+1 \mid (A, \tau), (w, -1)), \quad (5.1)$$

where  $\mu_u(+1 \mid (A, \tau), (w, +1))$  is the probability of the event that vertex  $u$  has configuration  $+1$ , conditional on that the configuration at  $A$  is  $\tau$  and the configuration at  $w$  is  $+1$ . We have the analogous for  $\mu_u(+1 \mid (A, \tau), (w, -1))$ .

When we consider Gibbs distributions with hard constraints, e.g., the Hard-core model, it is possible that for a vertex  $w \notin A$  to have  $\mu_w^{A, \tau}(+1) \in \{0, 1\}$ . For vertices  $w, u$  such that at least one of  $\mu_w^{A, \tau}(+1), \mu_u^{A, \tau}(+1)$  is in  $\{0, 1\}$ , we have  $\mathcal{I}_G^{A, \tau}(w, u) = 0$ .

In the analysis we use the following folklore result which is standard to prove.

**Claim 5.3.** For graph  $G = (V, E)$  and a Gibbs distribution  $\mu$  on  $\{\pm 1\}^V$ , for  $\Lambda \subseteq V$  and  $\tau \in \{\pm 1\}^V$ , let  $M$  be the  $(V \setminus \Lambda) \times (V \setminus \Lambda)$  diagonal matrix such that

$$M(v, v) = \sqrt{\mu_v^{\Lambda, \tau}(+1) \cdot \mu_v^{\Lambda, \tau}(-1)} \quad \forall v \in V \setminus \Lambda .$$

Then, for the influence matrix  $\mathcal{I}_G^{\Lambda, \tau}$  induced by  $\mu$ , the following is true: if  $M$  is non-singular, then matrix  $M \cdot \mathcal{I}_G^{\Lambda, \tau} \cdot M^{-1}$  is symmetric.

For the sake of our paper being self-contained, we provide a proof of Claim 5.3 in Appendix A.1.

*Spectral Independence and Mixing Times:* As far as the influence matrix  $\mathcal{I}_G^{\Lambda, \tau}$  is concerned, the main focus here is on the maximum eigenvalue, denoted as  $\xi_1(\mathcal{I}_G^{\Lambda, \tau})$ .

**Definition 5.4** (Spectral Independence). For a real  $\eta > 0$ , the Gibbs distribution  $\mu$  on  $G = (V, E)$  is  $\eta$ -spectrally independent, if for every  $0 \leq k \leq |V| - 2$ ,  $\Lambda \subset V$  of size  $k$  and  $\tau \in \{\pm 1\}^\Lambda$  we have that  $\xi_1(\mathcal{I}_G^{\Lambda, \tau}) \leq 1 + \eta$ .

The notion of  $\eta$ -spectral independence for  $\mu$  can be utilised to bound the mixing time of the corresponding Glauber dynamics.

**Theorem 5.5** ([3]). For  $\eta > 0$ , there is a constant  $C \geq 0$  such that if  $\mu$  is an  $\eta$ -spectrally independent distribution, then the Glauber dynamics for sampling from  $\mu$  has mixing time which is at most  $Cn^{2+\eta}$ .

Note that Theorem 5.5 is quite general and implies that for bounded  $\eta$ , the mixing time is polynomial in  $n$ . However, this polynomial can be very large. There have been improvements on Theorem 5.5 since its introduction in [3], e.g., see [11, 8, 9].

We use Theorem 5.6, proved in [11], to turn our spectral independence results into optimum mixing ones. To formally state the result, we need to introduce a few useful concepts.

For  $S \subset V$ , let the Hamming graph  $\text{Ham}_S$  be the graph whose vertices correspond to the configurations  $\{\pm 1\}^S$ , while two configurations are adjacent iff they differ at the assignment of a single vertex, i.e., their Hamming distance is one. Similarly, any subset  $\Omega_0 \subseteq \{\pm 1\}^S$  is considered to be connected if the subgraph induced by  $\Omega_0$  is connected.

A distribution  $\mu$  on  $\{\pm 1\}^V$  is considered to be *totally connected* if for every nonempty  $\Lambda \subset V$  and every boundary condition  $\tau$  at  $\Lambda$ , the set of configurations in the support of  $\mu(\cdot \mid \Lambda, \tau)$  is connected. We remark here that all Gibbs distributions with soft-constraints such as the Ising model are totally connected in a trivial way. The same holds for the Hard-core model and this follows from standard arguments.

The following result is a part of Theorem 1.9 from [11] (arxiv-version).

**Theorem 5.6** ([11]). Let the integer  $\Delta \geq 3$  and  $b, \eta \in \mathbb{R}_{>0}$ . Consider graph  $G = (V, E)$  on  $n$  vertices and maximum degree  $\Delta$ . Also, let  $\mu$  be a totally connected Gibbs distribution on  $\{\pm 1\}^V$ .

If  $\mu$  is both  $b$ -marginally bounded and  $\eta$ -spectrally independent, then there are constants  $C_1, C_2 > 0$  such the Glauber dynamics for  $\mu$  exhibits mixing time

$$T_{\text{mix}} \leq C_1 \times (\Delta/b)^{C_2 \left( \frac{\eta-1}{b^2} + 1 \right)} \times (n \log n) .$$

Theorem 5.6 implies an  $O(n \log n)$  bound on mixing time, provided that  $\Delta$ ,  $\eta$  and  $\beta^{-1}$  are bounded numbers.

**5.4. The adjacency matrix  $A_G$ .** For graph  $G = (V, E)$ , the *adjacency matrix*  $A_G$  is a zero-one,  $V \times V$  matrix such that, for any  $u, w \in V$ , we have

$$A_G(u, w) = \mathbb{1}\{u, w \text{ are adjacent in } G\} .$$

Recall that a *walk* in the graph  $G$  is any sequence of vertices  $w_0, \dots, w_\ell$  such that each consecutive pair  $(w_{i-1}, w_i)$  is an edge. The length of the walk is equal to the number of consecutive pairs  $(w_{i-1}, w_i)$ .

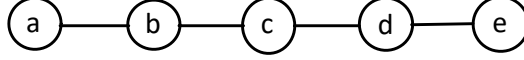


FIGURE 10. Example graph  $G$  for  $H_{G,k}$

The adjacency matrix has the property that for any  $u, w \in V$  and  $\ell \geq 1$ , we have

$$\left(A_G^\ell\right)(u, w) = \# \text{ length } \ell \text{ walks from } u \text{ to } w . \quad (5.2)$$

For undirected  $G$ , matrix  $A_G^\ell$  is symmetric for any  $\ell \geq 0$ . Hence,  $A_G^\ell$  has real eigenvalues, while the eigenvectors corresponding to distinct eigenvalues are orthogonal with each other. We denote with  $\phi_j \in \mathbb{R}^V$  the eigenvector of  $A_G$  that corresponds to the eigenvalue  $\xi_j(A_G)$ . Unless otherwise specified, we always take  $\phi_j$  such that  $\|\phi_j\|_2 = 1$ .

Since  $A_G$  is symmetric, the *spectral radius* satisfies that  $\rho(A_G) = \|A_G\|_2$ . Recall that  $\|A_G\|_2 = \max_{\mathbf{x} \in \mathbb{R}^V: \mathbf{x} \neq 0} \frac{\|A_G \cdot \mathbf{x}\|_2}{\|\mathbf{x}\|_2}$ .

When  $G$  is connected, then  $A_G$  is irreducible. Then, the Perron-Frobenius Theorem implies that

$$\rho(A_G) = \xi_1(A_G) \quad \text{and} \quad \phi_1(u) > 0 \quad \forall u \in V . \quad (5.3)$$

If  $G$  is bipartite, then we also have  $\rho(A_G) = |\xi_n(A_G)|$ .

It is an easy exercise to show that we always have  $\sqrt{\Delta} \leq \rho(A_G) \leq \Delta$ .

**5.5. Matrices on oriented paths & PT-Invariance.** For graph  $G = (V, E)$  and integer  $k > 0$ , we let  $\mathcal{E}_k$  be the set of self-avoiding walks of length  $k$ .

For an element  $e \in \mathcal{E}_k$ , we let  $e^{-1}$  denote the walk with the opposite direction. E.g., suppose  $e = u_0, u_1, \dots, u_{k-1}, u_k$ , then  $e^{-1} = u_k, u_{k-1}, \dots, u_1, u_0$ .

In this paper, we work with matrices defined on (subsets of)  $\mathcal{E}_k$ . Typically, the matrices we consider are not symmetric. However, they exhibit other symmetries that we utilise in the analysis. The most important one is the so-called *PT-invariance*, where PT stands for “parity-time”.

Let  $L \subseteq \mathcal{E}_k$  be such that if  $e \in L$ , then  $e^{-1} \in L$ , too. For  $\mathbf{x} \in \mathbb{R}^L$ , let the vector  $\check{\mathbf{x}}$  be such that

$$\check{\mathbf{x}}(e) = \mathbf{x}(e^{-1}) \quad \forall e \in L . \quad (5.4)$$

Also, let  $P_L$  be the involution on  $\mathbb{R}^L$  such that

$$P_L \cdot \mathbf{x} = \check{\mathbf{x}} . \quad (5.5)$$

The  $L \times L$  matrix  $Q$  is PT-invariant if we have

$$Q \cdot P_L = P_L \cdot \bar{Q} , \quad (5.6)$$

where  $\bar{Q}$  is the standard matrix transpose of  $Q$ . The above implies that  $Q \cdot P_L$  is symmetric, while

$$Q(e, f) = Q(f^{-1}, e^{-1}) , \quad \forall e, f \in L . \quad (5.7)$$

**5.5.1. The  $k$ -non-backtracking matrix  $H_{G,k}$ .** For graph  $G = (V, E)$  and integer  $k > 0$ , recall that  $\mathcal{E}_k$  is the set of self-avoiding walks of length  $k$ .

The (order)  $k$ -non-backtracking matrix  $H_{G,k}$  is an  $\mathcal{E}_k \times \mathcal{E}_k$ , zero-one matrix such that for any  $e = x_0, \dots, x_k$  and  $f = z_0, \dots, z_k$  in  $\mathcal{E}_k$ , we have

$$H_{G,k}(e, f) = \mathbb{1}\{x_0 \neq z_k\} \times \prod_{0 \leq i < k} \mathbb{1}\{z_i = x_{i+1}\} . \quad (5.8)$$

That is,  $H_{G,k}(e, f)$  is equal to 1 if the walk  $x_0, \dots, x_k, z_k$  is it does not repeat vertices, i.e., it is self-avoiding. Otherwise,  $H_{G,k}(e, f)$  is zero.

For the graph  $G$  in Fig. 10, consider  $H_{G,3}$ . Then, for  $e = abc$ ,  $f = bcd$  and  $p = cde$  we have  $H_{G,3}(e, f) = 1$ , also, we have  $H_{G,3}(f, p) = 1$ , while note that we have  $H_{G,3}(e, p) = 0$ .

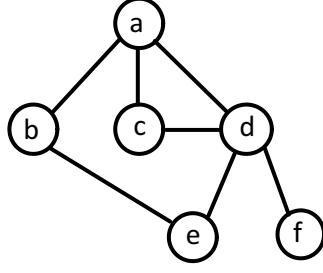


FIGURE 11. Initial graph  $G$

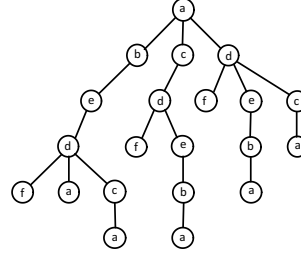


FIGURE 12.  $T_{\text{SAW}}(G, a)$

When  $k = 1$ , we abbreviate  $H_{G,1}$  to  $H_G$ . Matrix  $H_G$  corresponds to the well-known *Hashimoto non-backtracking matrix* [20]. The definition in (5.8) implies that  $H_G$  is a 0/1 matrix indexed by the *ordered pairs* of the adjacent vertices in  $G$ , such that for any  $e = uw$  and  $f = zy$ , we have

$$H_G(e, f) = \mathbb{1}\{w = z\} \times \mathbb{1}\{u \neq y\} .$$

That is,  $H_G(e, f)$  is equal to 1, if  $f$  follows the edge  $e$  without creating a loop; otherwise, it is equal to zero.

For any integer  $r > k$ , we say that  $P = w_0, \dots, w_r$  is a  $k$ -non-backtracking walk in  $G$ , if every  $(k+2)$ -tuple of consecutive vertices  $w_i, \dots, w_{i+k+1}$  in  $P$  is a self-avoiding walk. Furthermore, for any integer  $\ell > 0$  and any  $e, f \in \mathcal{E}_k$ , we have

$$H_{G,k}^\ell(e, f) = \# \text{ } k\text{-non-backtracking walks from } e \text{ to } f \text{ having length } \ell . \quad (5.9)$$

The above entry counts all the  $k$ -non-backtracking walks  $P = w_0, \dots, w_{\ell+k}$  such that the first  $k+1$  vertices in  $P$  correspond to the walk  $e$ , while the last  $k+1$  vertices correspond to walk  $f$ . Note that  $P$  is a walk with  $\ell + k + 1$  vertices.

*Norms & Singular Values of  $H_{G,k}$ :* In the general case,  $H_{G,k}$  is not normal, i.e.,  $H_{G,k} \cdot \bar{H}_{G,k} \neq \bar{H}_{G,k} \cdot H_{G,k}$ .

It is elementary to show that it is PT-invariant. More specifically, for any integer  $\ell \geq 0$ , we have

$$H_{G,k}^\ell \cdot P = P \cdot \bar{H}_{G,k}^\ell , \quad (5.10)$$

where  $P$  is the involution on  $\mathbb{R}^{\mathcal{E}_k}$  defined as in (5.5). The PT-invariance emerges from the simple observation that for any two  $e, f \in \mathcal{E}_k$ , the number of  $k$ -non-backtracking walks of length  $\ell$  from  $e$  to  $f$  in graph  $G$  is the same as the number of  $k$ -non-backtracking walks of length  $\ell$  from  $f^{-1}$  to  $e^{-1}$ .

Notably (5.10) implies that matrix  $H_{G,k}^\ell \cdot P$  is symmetric, i.e., the r.h.s. of (5.10) is the transpose of the l.h.s. since we have  $\bar{P} = P$ .

For integers  $k, \ell > 0$ , let  $\sigma_{k,\ell}$  be the maximum *singular value* of matrix  $H_{G,k}^\ell$ , i.e.,  $\|H_{G,k}^\ell\|_2 = \sigma_{k,\ell}$ . It is standard that

$$\|H_{G,k}^\ell\|_2 = \|H_{G,k}^\ell \cdot P\|_2 = \sigma_{k,\ell} , \quad (5.11)$$

Since  $H_{G,k}^\ell \cdot P$  is symmetric,  $\sigma_{k,\ell}$  is the spectral radius of  $H_{G,k}^\ell \cdot P$ .

For the analysis, we use of the following two results about  $\sigma_{k,\ell}$ , which are standard to prove.

**Claim 5.7.** *For integers  $\ell, k > 0$  and any  $e, f \in \mathcal{E}_k$ , we have  $H_{G,k}^\ell(e, f) \leq \sigma_{k,\ell}$ .*

The proof of Claim 5.7 appears in Appendix A.2.

**Claim 5.8.** *For any integers  $k, N > 0$  and  $z \in (0, 1)$ , there is  $\ell_0 = \ell_0(N, z, \Delta)$  such that for any integer  $\ell \geq \ell_0$ , we have  $(\sigma_{k,\ell})^{1/\ell} \leq (1+z)(\sigma_{k,N})^{1/N}$ .*

The proof of Claim 5.8 appears in Appendix A.3.

5.6.  $T_{\text{SAW}}$  **Construction for  $\mathcal{I}_G^{A,\tau}$ .** Consider the Gibbs distribution  $\mu_G$  on the graph  $G = (V, E)$ , defined as in (1.1) with parameters  $\beta, \gamma, \lambda \geq 0$ . For  $A \subset V$  and  $\tau \in \{\pm\}^A$ , recall the definition of the influence matrix  $\mathcal{I}_G^{A,\tau}$  induced by  $\mu$ , from (5.1). Assume w.l.o.g. that there is a *total ordering* of the vertices in  $G$ .

We start by introducing the notion of the *tree of self-avoiding walks* in  $G$ . For each vertex  $w$  in  $G$ , we define  $T = T_{\text{SAW}}(G, w)$ , the tree of self-avoiding walks starting from  $w$ , as follows: Consider the set consisting of every walk  $v_0, \dots, v_r$  in graph  $G$  that emanates from vertex  $w$ , i.e.,  $v_0 = w$ , while one of the following two holds

- (1)  $v_0, \dots, v_r$  is a self-avoiding walk,
- (2)  $v_0, \dots, v_{r-1}$  is a self-avoiding walk, while there is  $j \leq r-3$  such that  $v_r = v_j$ .

Each walk in the set corresponds to a vertex in  $T$ . Two vertices in  $T$  are adjacent if the corresponding walks are adjacent. Two walks in graph  $G$  are considered adjacent if one extends the other by one vertex.

For an example of the above construction, consider the graph  $G$  in Fig. 11. In Fig. 12, we have the tree of self-avoiding walks that starts from vertex  $a$  in  $G$ .

The vertex in  $T$  that corresponds to the walk  $v_0, \dots, v_r$ , we usually call “copy of vertex  $v_r$ ”, i.e.,  $v_r$  is the last vertex in the path. One vertex may have a lot of copies in  $T$ . For a vertex  $v$  in  $G$ , we let  $A(v)$  be the set of its copies in  $T$ .

In what follows, we describe how the entry  $\mathcal{I}_G^{A,\tau}(w, v)$  can be expressed using an appropriately defined spin-system on  $T = T_{\text{SAW}}(G, w)$ . The exposition relies on results from [3, 10].

Let  $\mu_T$  be a Gibbs distribution on  $T$  which has the same specification as  $\mu_G$ , i.e., with the same parameters  $\beta, \gamma$  and  $\lambda$ . Each  $z \in A(u)$  in the tree  $T$ , such that  $u \in A$ , is assigned a fixed configuration equal to  $\tau(u)$ . Furthermore, if we have a vertex  $z$  in  $T$  which corresponds to a path  $w_0, \dots, w_\ell$  in  $G$  such that  $w_\ell = w_j$ , for  $0 \leq j \leq \ell-3$ , then we set a pinning at vertex  $z$ , as well. This pinning depends on the total ordering of the vertices. Particularly, we set at  $z$

- (a)  $-1$  if  $w_{j+1} > w_{\ell-1}$ ,
- (b)  $+1$  otherwise.

Let  $\Gamma = \Gamma(G, A)$  be the set of vertices in  $T$  which have been pinned in the above construction, while let  $\sigma = \sigma(G, \tau)$  be the configuration we obtain at  $\Gamma$ .

For each edge  $e$  in  $T$ , we specify weight  $\alpha(e)$  as follows: letting  $e = \{x, z\}$  be such that  $x$  is the parent of  $z$  in  $T$ , we set

$$\alpha(e) = \begin{cases} 0 & \text{if there is a pinning at either } x, \text{ or } z, \\ h\left(\log R_z^{\Gamma, \sigma}\right) & \text{otherwise.} \end{cases} \quad (5.12)$$

The function  $h(\cdot)$  is from (3.4), while  $R_z^{\Gamma, \sigma}$  is a ratio of Gibbs marginals at  $z$  (see definitions in Section 3).

Then, we have the following proposition which is obtained from [3, 10].

**Proposition 5.9** ([3, 10]). *For every  $u, w \in V \setminus A$  we have that*

$$\mathcal{I}_G^{A,\tau}(w, v) = \sum_P \prod_{e \in P} \alpha(e) , \quad (5.13)$$

where  $P$  varies over all paths from the root of  $T_{\text{SAW}}(G, w)$  to the set of vertices in  $A(v)$ .

## 6. PROOF OF THEOREM 3.2 - SI WITH $\delta$ -CONTRACTION & $A_G$

Recalling that  $\delta = (1 - \varepsilon)/\varrho$ , let  $B$  be the  $V \times V$  matrix defined by

$$B = \sum_{0 \leq \ell \leq n} (\delta \cdot A_G)^\ell . \quad (6.1)$$

Since the adjacency matrix  $A_G$  is symmetric,  $B$  is symmetric, as well. Hence, we have

$$\rho(B) = \|B\|_2 = \left\| \sum_{\ell \geq 0} (\delta \cdot A_G)^\ell \right\|_2 \leq \sum_{\ell \geq 0} |\delta|^\ell \cdot \|A_G\|_2^\ell \leq \sum_{\ell \geq 0} (1 - \varepsilon)^\ell = \varepsilon^{-1} .$$

Let  $B_A$  be the principal submatrix of  $B$  which is obtained by removing rows and columns that correspond to the vertices in  $A$ . Cauchy's interlacing theorem, e.g., see [24], implies that

$$\rho(B_A) \leq \rho(B) \leq \varepsilon^{-1} . \quad (6.2)$$

Theorem 3.2 follows by showing that  $\rho(\mathcal{I}_G^{A,\tau}) \leq \rho(B_A)$ . In light of Lemma B.1, it suffices to show that for any  $u, w \in V \setminus A$ , we have

$$|\mathcal{I}_G^{A,\tau}(w, u)| \leq B_A(w, u) . \quad (6.3)$$

It is immediate that for any  $u \in V \setminus A$ , we have  $|\mathcal{I}_G^{A,\tau}(u, u)| = 1$ . Also, we have  $B(u, u) \geq 1$ , as the summand in (6.1) for  $\ell = 0$  corresponds to the identity matrix. This proves that (6.3) is true when  $u = w$ .

Fix  $w, u \in V \setminus A$  such that  $w \neq u$ . Let  $T = T_{\text{SAW}}(G, w)$ . The  $T_{\text{SAW}}$ -construction in Section 5.6 and Proposition 5.9 imply

$$\mathcal{I}_G^{A,\tau}(w, u) = \sum_{\ell \geq 0} \sum_{P \in \mathcal{P}_\ell(u)} \prod_{e \in P} \alpha(e) , \quad (6.4)$$

where set  $\mathcal{P}_\ell(u)$  consists of the paths of length  $\ell$  from the root of  $T$  to  $A(u)$ .

Furthermore, our assumption about  $\delta$ -contraction implies that for all edges  $e$  in  $T$ , we have  $|\alpha(e)| \leq \delta$ . Combining this observation with (6.4), we have

$$|\mathcal{I}_G^{A,\tau}(w, u)| \leq \sum_{\ell \geq 0} |\mathcal{P}_\ell(u)| \cdot \delta^\ell . \quad (6.5)$$

Let  $\text{SAW}_\ell(w, u)$  be the set of walks of length  $\ell$  from  $w$  to  $u$ , in graph  $G$ , that correspond to the elements in  $A(u)$ . Let  $\text{Walks}_\ell(w, u)$  be the set of walks of length  $\ell$  from  $w$  to  $u$ , in graph  $G$ . We have

$$\text{SAW}_\ell(w, u) \subseteq \text{Walks}_\ell(w, u) , \quad (6.6)$$

i.e., since any element in  $\text{SAW}_\ell(w, u)$  is also a walk. We have

$$|\mathcal{P}_\ell(u)| = |\text{SAW}_\ell(w, u)| \leq |\text{Walks}_\ell(w, u)| = A_G^\ell(w, u) ,$$

where the inequality follows from (6.6), while the last equality is from (5.2).

Plugging the above bound into (6.5), we get

$$|\mathcal{I}_G^{A,\tau}(w, u)| \leq \sum_{\ell \geq 0} \delta^\ell \cdot A^\ell(w, u) = B_A(w, u) .$$

Hence, (6.3) is also true when  $w \neq u$ . Theorem 3.2 follows.  $\square$

## 7. PROOF OF THEOREM 3.6 - SI WITH POTENTIALS & $A_G$

We let  $\mathcal{E}_1$  be the set of ordered pairs of adjacent vertices in  $V$ . Consider the zero-one  $\mathcal{E}_1 \times V$  matrix  $K$  such that, for any  $wx \in \mathcal{E}_1$  and any  $u \in V$ , we have

$$K(wx, u) = \mathbb{1}\{x = u\} . \quad (7.1)$$

**Theorem 7.1.** *Let  $s \geq 1$ ,  $\delta, c > 0$  and the integer  $\Delta > 1$ . Also, let  $\beta, \gamma, \lambda \in \mathbb{R}$  be such that  $\gamma > 0$ ,  $0 \leq \beta \leq \gamma$  and  $\lambda > 0$ .*

*Consider graph  $G = (V, E)$  of maximum degree  $\Delta$ , while let  $\mu$  the Gibbs distribution on  $G$  specified by the parameters  $(\beta, \gamma, \lambda)$ .*

*Suppose that there is a  $(s, \delta, c)$ -potential function  $\Psi$  with respect to  $(\beta, \gamma, \lambda)$ . Then, for any  $A \subset V$  and  $\tau \in \{\pm 1\}^A$ , for any diagonal, non-negative, non-singular  $D$ , such that  $D$  and  $\mathcal{I}_G^{A,\tau}$  are conformable for*

multiplication the following is true: for any  $w \in V \setminus \Lambda$  we have

$$\begin{aligned} & \sum_{u \in V \setminus \Lambda} \left| \left( D^{-1} \cdot \mathcal{I}_G^{A, \tau} \cdot D \right) (w, u) \right| \\ & \leq 1 + \frac{c}{D(w, w)} \left( \sum_{z \in N_G(w)} D(z, z) + \sum_{\ell \geq 2} \left( \delta^{\ell-1} \sum_{u \in V \setminus \Lambda} \left( K \cdot A_G^{\ell-1} \right) (wz, u) \cdot D^s(u, u) \right)^{1/s} \right), \end{aligned} \quad (7.2)$$

where  $A_G$  is the adjacency matrix and matrix  $K$  is defined in (7.1).

The proof of Theorem 7.1 appears in Section 7.1.

*Proof of Theorem 3.6.* Let  $\phi_1$  be the principal eigenvector of  $A_G$ , while let  $\xi_1$  be the corresponding eigenvalue. Since  $G$  is assumed to be connected, matrix  $A_G$  is non-negative and irreducible. The Perron-Frobenius theorem implies

$$\varrho = \xi_1 \quad \text{and} \quad \phi_1(u) > 0 \quad \forall u \in V. \quad (7.3)$$

Let  $\Xi$  be the  $(V \setminus \Lambda) \times (V \setminus \Lambda)$  diagonal matrix such that for any  $u \in V \setminus \Lambda$ , we have

$$\Xi(u, u) = \phi_1(u). \quad (7.4)$$

Equation (7.3) implies that that  $\Xi$  is *non-singular*. We abbreviate the diagonal elements  $\Xi(u, u)$  to  $\Xi(u)$ .

We prove Theorem 3.6 by applying Theorem 7.1, where  $D = \Xi^{1/s}$ . Specifically, we show that

$$\|\Xi^{-1/s} \cdot \mathcal{I}_G^{A, \tau} \cdot \Xi^{1/s}\|_{\infty} \leq 1 + c \cdot \Delta^{1-(1/s)} \cdot \varrho^{1/s} \cdot \sum_{0 \leq \ell \leq n-1} (\delta \cdot \varrho)^{\ell/s}. \quad (7.5)$$

Then, Theorem 3.6 follows by substituting  $c = \frac{\zeta}{\varrho}$  and  $\delta = \frac{1-\epsilon}{\varrho}$  and noting that the norm on the l.h.s. is an upper bound for  $\rho \left( \mathcal{I}_G^{A, \tau} \right)$ . It remains to show that (7.5) is true.

For  $w \in V \setminus \Lambda$ , we let  $q(w)$  be equal to the absolute row sum for the row of matrix  $\Xi^{-1/s} \cdot \mathcal{I}_G^{A, \tau} \cdot \Xi^{1/s}$  that corresponds to vertex  $w$ . Theorem 7.1 implies that for every  $w \in V \setminus \Lambda$ , we have

$$q(w) \leq 1 + \frac{c}{(\phi_1(w))^{1/s}} \times \left( \sum_{z \in N_G(w)} (\phi_1(z))^{1/s} + \sum_{\ell \geq 2} \left( \delta^{\ell-1} \cdot \left( K \cdot A_G^{\ell-1} \cdot \phi_1 \right) (wz) \right)^{1/s} \right). \quad (7.6)$$

Recalling that  $\phi_1$  is the principal eigenvector of  $A_G$ , (7.3) implies that

$$K \cdot A_G^{\ell-1} \cdot \phi_1 = \varrho^{\ell-1} \cdot K \cdot \phi_1. \quad (7.7)$$

Plugging the above into (7.6) and rearranging, we get that

$$q(w) = 1 + c \cdot \sum_{\ell \geq 1} (\delta \cdot \varrho)^{(\ell-1)/s} \cdot \sum_{z \in N_G(w)} \left( \frac{\phi_1(z)}{\phi_1(w)} \right)^{1/s}. \quad (7.8)$$

We need to bound the rightmost sum in the equation above. Using the observation that  $\sum_{z \in N_G(w)} \phi_1(z) = \varrho \cdot \phi_1(w)$ , and letting  $d = |N_G(w)|$ , we get

$$\sum_{z \in N_G(w)} \left( \frac{\phi_1(z)}{\phi_1(w)} \right)^{1/s} \leq \max_{\substack{y_1, \dots, y_d \in (0, \varrho) \\ \sum_i y_i = \varrho}} \sum_{i=1}^d (y_i)^{1/s} \leq \sum_{i=1}^d \left( \frac{\varrho}{d} \right)^{1/s} = d^{1-(1/s)} \cdot \varrho^{1/s}. \quad (7.9)$$

In the above series of inequalities, we use the following observations: Since we assumed that  $s \geq 1$ , it is elementary to show that for  $y_1, \dots, y_d > 0$ , the function  $f(y_1, \dots, y_d) = \sum_{i=1}^d (y_i)^{1/s}$  is concave. For the interval specified by the restrictions  $y_1, \dots, y_d \in (0, \varrho)$  and  $\sum_i y_i = \varrho$ , the concavity implies that the function  $f(y_1, \dots, y_d)$  attains its maximum when all  $y_i$ 's are equal with each other, i.e.,  $y_i = \frac{\varrho}{d}$ , for  $i \in [d]$ .

Plugging (7.9) into (7.8) we get that

$$q(w) \leq 1 + c \cdot d^{1-(1/s)} \cdot \varrho^{1/s} \cdot \sum_{\ell \geq 0} (\delta \cdot \varrho)^{\ell/s} \leq 1 + c \cdot \Delta^{1-(1/s)} \cdot \varrho^{1/s} \cdot \sum_{\ell \geq 0} (\delta \cdot \varrho)^{\ell/s} .$$

For the last inequality, we use  $d \leq \Delta$ . The above holds for any  $w \in V$ . Hence, (7.5) is true.

Theorem 3.6 follows.  $\square$

**7.1. Proof of Theorem 7.1.** We abbreviate  $\mathcal{I}_G^{A,\tau}$  to  $\mathcal{I}$ , and the diagonal element  $D(u, u)$  to  $D(u)$ .

Let  $T = T_{\text{SAW}}(G, w)$ , while consider the weights  $\{\alpha(e)\}$  with respect to the Gibbs distribution  $\mu^{A,\tau}$ , as these are specified in (5.12). For every path  $P$  of length  $\ell \geq 1$  that starts from the root of tree  $T$ , i.e.,  $P = e_1, \dots, e_\ell$ , let

$$\text{weight}(P) = \prod_{1 \leq i \leq \ell} \alpha(e_i) .$$

Note that we have written path  $P$  using its edges.

We use the following result, which is useful to involve the potential function  $\Psi$  in our derivations.

**Claim 7.2.** *For any path  $P$  of length  $\ell > 1$ , we have*

$$\text{weight}(P) = \psi(e_\ell) \cdot \frac{\alpha(e_1)}{\psi(e_1)} \cdot \prod_{i=2}^{\ell} \frac{\psi(e_{i-1})}{\psi(e_i)} \cdot \alpha(e_i) ,$$

where  $\psi(e) = \chi(\alpha(e))$  and  $\chi = \Psi'$ .

*Proof.* For every  $e_i \in P$  we have  $\psi(e_i) > 0$ . Using a simple telescopic trick, we get

$$\text{weight}(P) = \prod_{i=1}^{\ell} \frac{\psi(e_i)}{\psi(e_i)} \cdot \alpha(e_i) = \psi(e_\ell) \cdot \frac{\alpha(e_1)}{\psi(e_1)} \cdot \prod_{i=2}^{\ell} \frac{\psi(e_{i-1})}{\psi(e_i)} \alpha(e_i) .$$

The claim follows.  $\square$

For  $\ell > 0$ , let  $\mathcal{P}(u, \ell)$  be the set of paths in  $T$  that connect the root to each one of the vertices in  $A(u, \ell)$ , i.e., the set of copies of vertex  $u$  in  $T$  which are at distance  $\ell$  from the root. Proposition 5.9 implies

$$(D^{-1} \cdot \mathcal{I} \cdot D)(w, u) = \frac{D(u)}{D(w)} \cdot \sum_{\ell \geq 0} \sum_{P \in \mathcal{P}(u, \ell)} \text{weight}(P) . \quad (7.10)$$

Let

$$\mathcal{H}_\ell = \frac{1}{D(w)} \sum_{u \in V \setminus A} \sum_{P \in \mathcal{P}(u, \ell)} |\text{weight}(P)| \cdot D(u) .$$

Combining the above with (7.10), we get

$$\sum_{u \in V \setminus A} |(D^{-1} \cdot \mathcal{I} \cdot D)(w, u)| \leq \sum_{\ell \geq 0} \mathcal{H}_\ell . \quad (7.11)$$

Fix  $\ell > 1$ . For vertex  $v$  at level  $h$  of  $T$ , where  $h = 0, \dots, \ell$ , let the quantity  $\mathcal{R}_v$  be defined as follows:

For  $h = \ell$ , we let

$$\mathcal{R}_v = \sum_{u \in V \setminus A} \mathbb{1}\{z \in A(u, \ell)\} \times D(u) . \quad (7.12)$$

Suppose now that vertex  $v$  is at level  $0 < h < \ell$ , while vertices  $v_1, \dots, v_d$  are its children. Then, we let

$$\mathcal{R}_v = \psi(e_v) \cdot \sum_j \frac{|\alpha(e_j)|}{\psi(e_j)} \cdot \mathcal{R}_{v_j} , \quad (7.13)$$

where  $e_v$  is the edge that connects  $v$  to its parent, while  $e_j$  is the edge that connects  $v$  to child  $v_j$ . Since we assume that  $h > 0$ ,  $v$  has parent. The quantities  $\psi(e)$ 's are defined in Claim 7.2.

Finally, for  $h = 0$ , i.e.,  $v$  and the root of  $T$  are identical, we let

$$\mathcal{R}_v = \mathcal{R}_{\text{root}} = \frac{1}{D(w)} \cdot \max_{e_1, e_2 \in T} \left\{ \psi(e_1) \cdot \frac{|\alpha(e_2)|}{\psi(e_2)} \right\} \cdot \sum_{v_j} \mathcal{R}_{v_j} . \quad (7.14)$$

Claim 7.2 and an elementary induction imply that for any  $\ell > 1$ , we have

$$\mathcal{H}_\ell \leq \mathcal{R}_{\text{root}} . \quad (7.15)$$

Our assumption about  $(s, \delta, c)$ -potential, i.e., the Boundedness condition, together with (7.14) imply

$$\mathcal{R}_{\text{root}} \leq \frac{c}{D(w)} \sum_{z_j} \mathcal{R}_{z_j} , \quad (7.16)$$

where  $z_1, \dots, z_r$  are the children of the root.

Furthermore, the Contraction condition for the  $(s, \delta, c)$ -potential and (7.13) imply the following: for a vertex  $v$  at level  $h$ , we have

$$(\mathcal{R}_v)^s \leq \delta \times \sum_{v_j} (\mathcal{R}_{v_j})^s \quad \text{for } 0 < h < \ell , \quad (7.17)$$

where  $v_1, \dots, v_d$  are the children of  $v$ . Then, from (7.17) and (7.12) we get

$$(\mathcal{R}_{v_j})^s \leq \delta^{\ell-1} \cdot \sum_{u \in V \setminus \Lambda} |A(u, \ell) \cap T_{v_j}| \cdot (D(u))^s ,$$

where, recall that  $A(u, \ell) \subseteq A(u)$  is the set of copies of vertex  $v$  in  $T$  that are at level  $\ell$ .  $T_{v_j}$  is the subtree that includes  $v_j$  and its descendants. Plugging the above into (7.16) yields

$$\mathcal{R}_{\text{root}}(\ell) \leq \frac{c}{D(w)} \sum_{z_j} \left( \delta^{\ell-1} \cdot \sum_{u \in V \setminus \Lambda} |A(u, \ell) \cap T_{z_j}| \cdot (D(u))^s \right)^{\frac{1}{s}} . \quad (7.18)$$

Suppose that  $z_j$  is a copy of vertex  $z$  in  $G$ . Then, since  $\ell > 1$ , it is elementary to verify that for vertex  $z_j$  being a copy of vertex  $z$  in graph  $G$ , we have  $|A(u, \ell) \cap T_{z_j}| \leq (K \cdot A_G^{\ell-1})(wz, u)$ . For vertex  $w$ , recall that we have  $T = T_{\text{SAW}}(G, w)$ .

Combining this observation with (7.18) and (7.15) we have

$$\mathcal{H}_\ell \leq \frac{c}{D(w)} \sum_{x \in N_G(w)} \left( \delta^{\ell-1} \cdot \sum_{u \in V \setminus \Lambda} (K \cdot A_G^{\ell-1})(wz, u) \cdot (D(u))^s \right)^{1/s} . \quad (7.19)$$

As far as  $\mathcal{H}_1$  is concerned, note the following: for any  $e \in T$ , we have that

$$|\alpha(e)| = \frac{\psi(e)}{\psi(e)} \cdot |\alpha(e)| \leq \max_{\bar{e}, \hat{e} \in T} \left\{ \psi(\bar{e}) \cdot \frac{|\alpha(\hat{e})|}{\psi(\hat{e})} \right\} \leq c , \quad (7.20)$$

where the last inequality follows from our assumption about  $(s, \delta, c)$ -potential, i.e., the Boundedness condition. Applying the definition of  $\mathcal{H}_\ell$  for  $\ell = 1$  we get

$$\mathcal{H}_1 = \frac{1}{D(w)} \left| \sum_{u \in N_G(w)} D(u) \cdot \alpha(e_u) \right| \leq \frac{1}{D(w)} \sum_{u \in N_G(w)} D(u) \cdot |\alpha(e_u)| \leq \frac{c}{D(w)} \sum_{u \in N_G(w)} D(u) . \quad (7.21)$$

In the last inequality we use (7.20).

We get (7.2) by plugging (7.19) and (7.21) into (7.11) and noting that  $\mathcal{H}_0 = 1$ . Theorem 7.1 follows.  $\square$ .

## 8. TAKING EXTENSIONS

The extensions are operations that we apply to a graph  $G$ , or a Gibbs distribution on this graph. We use extensions to define the extended influence matrix  $\mathcal{L}_{G,k}^{A,\tau}$ , in Section 9.

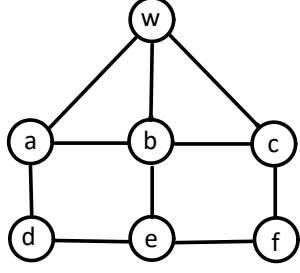


FIGURE 13. Initial graph  $G$

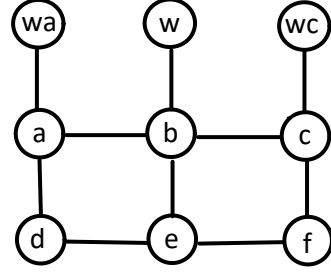


FIGURE 14. Graph  $G_P$ , for  $P = w, b$

**8.1. The  $\{P, Q\}$ -extension of  $G$ :** We consider graph  $G = (V, E)$  and a self-avoiding walk  $P$  of length  $k \geq 1$  in this graph. We introduce the notion of  $P$ -extension of  $G$ , denoted as  $G_P$ . This is a graph obtained after a sequence of operations on  $G$ . We use induction on the length  $k$  of walk  $P$  to define  $G_P$ .

First, consider  $P$  of length 1, while let  $P = u, v$ . Let  $\partial S$  be the set of all neighbours of vertex  $u$  in graph  $G$  apart from vertex  $v$ , i.e.,  $\partial S = N_G(u) \setminus \{v\}$ . Graph  $G_P$  is the result of the following operations on  $G$ :

- (a) remove each edge of  $G$  that connects  $u$  to a vertex  $z \in \partial S$ ,
- (b) then, for each  $z \in \partial S$ , insert the new vertex  $uz$  in the graph, which is only connected to  $z$ .

Figures 13 and 14 show an example of the above operations. Fig. 13 shows the initial graph  $G$ . Fig. 14 shows the  $P$ -extension of  $G$ , for  $P = w, b$ .

We call *split-vertices* all vertices introduced in step (b). We let  $S_P$  denote the set of split-vertices in  $G_P$ . In the example shown in Figures 13 and 14, we have  $S_P = \{wa, wc\}$ .

Suppose, now, that  $Px$  is a self-avoiding walk in  $G$ , which is of length  $k > 1$ . With  $Px$ , we indicate that vertex  $x$  is the last vertex of the walk, while  $P$  corresponds to the first  $k$  vertices.  $P$  is a self-avoiding walk of length  $k - 1$  in  $G$ . We show how to obtain  $G_{Px}$  using  $G_P$ .

$Px$  is also a self-avoiding walk in  $G_P$ . Let  $u$  be the last vertex in  $P$ , i.e.,  $u$  is just before  $x$  in  $Px$ . Let  $\partial S$  contain all neighbours of  $u$  in  $G_P$  apart from  $x$ , the vertex in  $P$  prior to  $u$  and the vertices in  $S_P$ . If  $\partial S \neq \emptyset$ , then  $G_{Px}$  is the result of the following operations on  $G_P$ :

- (c) remove each edge in  $G_P$  that connects  $u$  to a vertex  $z \in \partial S$ ,
- (d) for each  $z \in \partial S$ , we insert the split-vertex  $uz$ , which is only connected to  $z$ .

If  $\partial S = \emptyset$ , graphs  $G_P$  and  $G_{Px}$  are identical.

For graph  $G_{Px}$ , the set of split vertices  $S_{Px}$  corresponds to the union of the split-vertices  $S_P$  and the newly introduced split-vertices at step (d). We follow the convention to denote with  $uz$ , the split-vertex in  $S_P$  that is obtained from vertex  $u$  of the initial graph  $G$  and is connected to vertex  $z$ .

Figures 15 and 16 provide further examples of extensions of the graph shown in Fig. 13. Specifically, Fig. 15 illustrates graph  $G_P$ , for the self-avoiding walk  $P = w, b, e$ . In Fig. 16, we have graph  $G_P$  for  $P = w, b, e, f$ .

We view graph  $G_P$ , the  $P$ -extension of  $G$ , as consisting of the original set of vertices, i.e., those from the initial graph  $G$  and  $S_P$ . In the example of Fig. 15, graph  $G_P$  consists of the set of vertices of the initial graph  $G$  from Fig. 13 and the set of split-vertices  $S_P = \{wa, ba, be, wc\}$ .

All the above conclude the definition of the  $P$ -extension of  $G$ . We now introduce the related notion of the  $\{P, Q\}$ -extension of  $G$ .

For integer  $k \geq 1$ , let  $P$  and  $Q$  be two self-avoiding walks in  $G$ , each of length  $k$ . Let  $w$  and  $u$  be the starting vertices of  $P$  and  $Q$ , respectively. We say that  $P$  and  $Q$  are *compatible* when  $\text{dist}(u, w) \geq 2k$ .

For compatible  $P, Q$ , the  $\{P, Q\}$ -extension of graph  $G$ , denoted as  $G_{P,Q}$ , is obtained by taking the  $Q$ -extension of graph  $G_P$ .

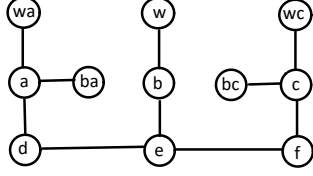


FIGURE 15.  $G_P$ , for  $P = w, b, e$

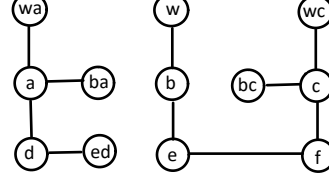


FIGURE 16.  $G_P$ , for  $P = w, b, e, f$

The order in which we consider  $P$  and  $Q$  to obtain the  $\{P, Q\}$ -extension of graph  $G$  does not matter. It is easy to check that, as long as  $P$  and  $Q$  are compatible, one obtains the same graph  $G_{P,Q}$  by either taking the  $P$ -extension of  $G_Q$  or the  $Q$ -extension of  $G_P$ .

Note that the notion of  $\{P, Q\}$ -extension is well-defined since the compatibility of  $P, Q$  ensures that  $Q$  is a self-avoiding walk of  $G_P$  and  $P$  is a self-avoiding walk of  $G_Q$ . For  $P, Q$  that are not compatible, we do not define  $G_{P,Q}$ .

In Section 8.3, we visit some properties of the graph extensions we exploit in the analysis.

**8.2. The  $\{P, Q\}$ -extension of  $\mu_G^{\Lambda, \tau}$ :** Consider graph  $G = (V, E)$  and a Gibbs distribution  $\mu_G$  for this graph. Furthermore, let  $\Lambda \subset V$  and  $\tau \in \{\pm 1\}^\Lambda$ . Without loss of generality, assume a *total ordering* for the vertices in graph  $G$ .

Let the self-avoiding walk  $P$  in graph  $G$ , which is of length  $k \geq 1$ . We take  $P$  such that it does not intersect with set  $\Lambda$ .

Consider  $G_P$ , i.e., the  $P$ -extension of  $G$ . Recall the set of split-vertices  $S_P$  in  $G_P$ . Also, recall that we follow the convention to call  $uz$  the split-vertex in  $S_P$  obtained from vertex  $u$  of the initial graph  $G$  and is connected with vertex  $z$ .

The  $P$ -extension of the Gibbs distribution  $\mu_G^{\Lambda, \tau}$  is a Gibbs distribution with underlying graph  $G_P$  having the same specifications as  $\mu_G^{\Lambda, \tau}$ .

More specifically, we let  $\mu_{G_P}^{M, \sigma}$  be the  $P$ -extension of  $\mu_G^{\Lambda, \tau}$  such that  $M = \Lambda \cup S_P$  while pinning  $\sigma$  satisfies the following conditions: for  $s \in \Lambda \subseteq M$ , we have  $\sigma(s) = \tau(s)$ , while for  $qx \in S_P$ , we have

$$\sigma(qx) = \begin{cases} +1 & \text{if } b > x, \\ -1 & \text{if } b < x, \end{cases} \quad (8.1)$$

where  $b$  is the vertex after  $q$  in path  $P$ . The comparison between  $b$  and  $x$  is with respect to the total ordering of the vertices in  $G$ .

All the above conclude the description of the  $P$ -extension of  $\mu_G^{\Lambda, \tau}$ . We now define the related notion of the  $\{P, Q\}$ -extension of  $\mu_G^{\Lambda, \tau}$ .

For integer  $k \geq 1$ , let  $P$  and  $Q$  be two self-avoiding walks in  $G$ , each of length  $k$ . Let  $w$  and  $u$  be the starting vertices of  $P$  and  $Q$ , respectively. We assume that  $P$  and  $Q$  are compatible, i.e.,  $\text{dist}_G(u, w) \geq 2k$ .

We obtain the  $\{P, Q\}$ -extension of  $\mu_G^{\Lambda, \tau}$  by first taking  $\mu_{G_P}^{M, \sigma}$ , i.e., the  $P$ -extension of  $\mu_G^{\Lambda, \tau}$ , and then taking the  $Q$ -extension of  $\mu_{G_P}^{M, \sigma}$ . The  $\{P, Q\}$ -extension of  $\mu_G^{\Lambda, \tau}$  is a Gibbs distribution on graph  $G_{P,Q}$ .

As in the case of graphs, for  $P, Q$  which are compatible, the order in which we consider  $P$  and  $Q$  to obtain the  $\{P, Q\}$ -extension of  $\mu_G^{\Lambda, \tau}$  does not make any difference to the outcome. For  $P, Q$  that are not compatible, we do not define the  $\{P, Q\}$ -extension of  $\mu_G^{\Lambda, \tau}$ .

**8.3. Some basic properties of the extensions.** We consider two different settings for the extensions and we study their properties. The results in this section are useful for the analysis that follows.

**8.3.1. Setting 1:** Let integer  $k > 0$ . For graph  $G = (V, E)$  and  $w \in V$ , consider  $T = T_{\text{SAW}}(G, w)$ .

Let  $\mathcal{E}_k(w)$  be the set of all self-avoiding walks in  $G$ , which are of length  $k$  and emanate from  $w$ . For each walk  $P = x_0, \dots, x_k$  in  $\mathcal{E}_k(w)$ , there is a path  $S_P = u_0, \dots, u_k$  in  $T$ , which emanates from the root, while  $u_i$  is a copy of  $x_i$ , for all  $i = 0, \dots, k$ .

Let  $t_P$  be the subtree of  $T$  induced by the vertices in path  $S_P$  and the decedents of  $u_k$ , i.e., the last vertex in  $S_P$ . Also, let  $T_P = T_{\text{SAW}}(G_P, w)$ . Tree  $T_P$  is well-defined since  $w$  is also a vertex in  $G_P$ .

In what follows, we show that we can *identify*  $t_P$  with  $T_P$ . This means that there is a bijection  $h$  from the set of vertices in  $t_P$  and those in  $T_P$ , such that the following holds:

- (a)  $h$  preserves adjacencies, i.e., if vertices  $x$  and  $z$  are adjacent in  $t_P$ , then  $h(x)$  and  $h(z)$  are adjacent in  $T_P$ ,
- (b) for a vertex  $u$  in  $t_P$ , which is a copy of vertex  $v$  in  $G$ , we have that  $h(u)$  is a copy of vertex  $v$ , or a copy of a split-vertex in  $G_P$ , generated by  $v$ .

**Lemma 8.1.** *For integer  $k \geq 1$ , let graph  $G = (V, E)$ ,  $w \in V$  and  $T = T_{\text{SAW}}(G, w)$ .*

*For every  $P \in \mathcal{E}_k(w)$ , we can identify  $t_P$  with  $T_P$ .*

The proof of Lemma 8.1 appears in Section 19.1.1.

For  $\Lambda \subset V$  and  $\tau \in \{\pm 1\}^\Lambda$ , consider the Gibbs distribution  $\mu_G^{\Lambda, \tau}$ . Also, consider the collection of weights  $\{\alpha(e)\}$  over the edges of  $T$  we obtain as described in (5.12) with respect to  $\mu_G^{\Lambda, \tau}$ . Fix  $P \in \mathcal{E}_k(w)$ , which does not intersect with set  $\Lambda$ .

Lemma 8.1 implies that we can identify  $T_P$  as a subtree of  $T$ . We endow  $T_P$  with the edge weights  $\{\alpha(e)\}_{e \in T_P}$ .

Applying the  $T_{\text{SAW}}$ -construction to the  $P$ -extension of  $\mu_G^{\Lambda, \tau}$  gives rise to the weights  $\{\alpha_P(e)\}$  over the edges of  $T_P$ . Note that we have two sets of weights for the edges of  $T_P$ , i.e.,  $\{\alpha(e)\}_{e \in T_P}$  and  $\{\alpha_P(e)\}_{e \in T_P}$ . The weights  $\{\alpha(e)\}_{e \in T_P}$  are induced by the Gibbs distribution  $\mu_G^{\Lambda, \tau}$ , while weights  $\{\alpha_P(e)\}_{e \in T_P}$  are induced by the  $P$ -extension of the Gibbs distribution  $\mu_G^{\Lambda, \tau}$ .

The following result establishes a connection between these two sets of weights.

**Lemma 8.2.** *For integer  $k \geq 1$ , graph  $G = (V, E)$ ,  $\Lambda \subset V$ ,  $w \in V \setminus \Lambda$ ,  $P \in \mathcal{E}_k(w)$  which does not intersect with  $\Lambda$  and  $\tau \in \{\pm 1\}^\Lambda$ , the following is true:*

*Consider  $T_P = T_{\text{SAW}}(G_P, w)$  and the weights  $\{\alpha(e)\}$  and  $\{\alpha_P(e)\}$  over the edges of  $T_P$ , as defined above. For all edges  $e$  in  $T_P$ , which are at distance  $\ell \geq k$  from the root of the tree, we have  $\alpha(e) = \alpha_P(e)$ .*

The proof of Lemma 8.2 appears in Section 19.1.1.

8.3.2. *Setting 2:* Let integer  $k \geq 1$ . Let  $G = (V, E)$ , set  $\Lambda \subset V$  and  $w \in V \setminus \Lambda$ .

For walk  $P \in \mathcal{E}_k(w)$ , which does intersect with set  $\Lambda$ , and vertex  $u \in V \setminus \Lambda$  such that  $u \notin P$ , consider the trees  $T = T_{\text{SAW}}(G, u)$  and  $T_P = T_{\text{SAW}}(G_P, u)$ .

Note that, this time, we do *not* start the trees of self-avoiding walks from vertex  $w$ , the first vertex in  $P$ ; we rather start the trees from vertex  $u$ . We have the following result.

**Lemma 8.3.** *We can identify  $T_P$  as a subtree of  $T$ .*

*Let set  $A_P$  consist of each vertex  $v$  in  $T$  which is a copy of a vertex in  $P$ . Then, each vertex in  $T \setminus T_P$  corresponds to a descendant of a vertex in  $A_P$ .*

The proof of Lemma 8.3 appears in Section 19.1.2.

For some  $\tau \in \{\pm 1\}^\Lambda$ , consider the Gibbs distribution  $\mu_G^{\Lambda, \tau}$  on graph  $G$ . The tree of self-avoiding walks construction in Section 5.6, applied to the Gibbs distribution  $\mu_G^{\Lambda, \tau}$ , gives rise to  $\mu_T^{M, \sigma}$ , a Gibbs distribution on  $T$ . Applying the  $T_{\text{SAW}}$ -construction to the  $P$ -extension of  $\mu_G^{\Lambda, \tau}$ , gives rise to  $\mu_{T_P}^{L, \eta}$ , a Gibbs distribution on  $T_P$ .

The following result is about the pinnings  $(M, \sigma)$  and  $(L, \eta)$  in the two Gibbs distributions.

**Lemma 8.4.** *Identifying  $T_P$  as a subtree of  $T$ , we have the following:*

- (a) the pinnings  $\sigma$  and  $\eta$  agree on the assignment of the vertices in  $L \cap M$ ,
- (b) we have  $L \setminus M \subseteq A_P$  and  $M \cap T_P \subseteq L$ ,
- (c) for  $K = L \cup A_P$  and  $\hat{\eta} \in \{\pm 1\}^K$ , the distribution  $\mu_{T_P}^{K, \hat{\eta}}$  and the marginal of  $\mu_T^{L, \hat{\eta}}$  at  $T_P$  are identical.

Recall from Lemma 8.3 that set  $A_P$  consist of each vertex  $v$  in  $T$  which is a copy of a vertex in  $P$ .

The proof of Lemma 8.4 appears in Section 19.1.3.

## 9. THE EXTENDED INFLUENCE MATRIX $\mathcal{L}_{G,k}^{A,\tau}$

The reader needs to be familiar with the notion of extensions we introduce in Section 8 to appreciate the content here.

Let integer  $k \geq 1$ . We consider graph  $G = (V, E)$  and a Gibbs distribution  $\mu_G$ , defined as in (1.1). Furthermore, we have  $\Lambda \subset V$  and  $\tau \in \{\pm 1\}^\Lambda$ .

Recall that  $\mathcal{E}_k$  is the set of self-avoiding walks of length  $k$  in  $G$ . Also, set  $\mathcal{E}_{\Lambda,k} \subseteq \mathcal{E}_k$  consists of all walks  $w_0, \dots, w_k \in \mathcal{E}_k$  such that  $w_i \notin \Lambda$ , for  $i = 0, \dots, k$ .

The extended influence matrix  $\mathcal{L}_{G,k}^{A,\tau}$  is an  $\mathcal{E}_{\Lambda,k} \times \mathcal{E}_{\Lambda,k}$  matrix such that for  $P, Q \in \mathcal{E}_{\Lambda,k}$ , we define the entry  $\mathcal{L}_{G,k}^{A,\tau}(P, Q)$  as follows: We have

$$\mathcal{L}_{G,k}^{A,\tau}(P, Q) = 0, \quad (9.1)$$

if  $P, Q$  are not compatible, i.e., the starting vertices of  $P$  and  $Q$ , respectively, are at distance  $< 2k$ .

Consider  $P$  and  $Q$  which are compatible, while let  $w$  and  $u$  be the starting vertices, respectively. Letting  $\zeta^{P,Q}$  be the  $\{P, Q\}$ -extension of  $\mu_G^{A,\tau}$  we have

$$\mathcal{L}_{G,k}^{A,\tau}(P, Q) = \zeta_u^{P,Q}(+1 \mid (w, +1)) - \zeta_u^{P,Q}(+1 \mid (w, -1)), \quad (9.2)$$

where  $\zeta_u^{P,Q}$  is the marginal of  $\zeta^{P,Q}$  at vertex  $u$ , i.e., the starting vertex of walk  $Q$ .

Letting  $\mathcal{I}^{P,Q}$  be the influence matrix induced by  $\zeta^{P,Q}$ , (9.2) implies

$$\mathcal{L}_{G,k}^{A,\tau}(P, Q) = \mathcal{I}^{P,Q}(w, u), \quad (9.3)$$

where, recall that  $w$  and  $u$  are the starting vertices of  $P$  and  $Q$ , respectively, in  $G_{P,Q}$ .

Concluding the basic definition of the extended influence matrix, it is useful to note that the entries of matrix  $\mathcal{L}_{G,k}^{A,\tau}$  do not refer to a single Gibbs distribution. As  $P$  and  $Q$  vary, the corresponding  $\{P, Q\}$ -extensions of  $\mu_G^{A,\tau}$  are Gibbs distributions which are different from each other.

*Connections between  $\mathcal{L}_{G,k}^{A,\tau}$  and  $\mathcal{I}_G^{A,\tau}$ :* In the following result, we show that  $\mathcal{L}_{G,k}^{A,\tau}$  enjoys a natural relation with the (standard) influence matrix  $\mathcal{I}_G^{A,\tau}$ , which is induced by the Gibbs distribution  $\mu_G^{A,\tau}$ .

Consider integer  $k > 0$ . Let  $\mathcal{I}_{G,<k}^{A,\tau}$  be the  $(V \setminus \Lambda) \times (V \setminus \Lambda)$  matrix such that, for any  $u, w \in V \setminus \Lambda$ , we have

$$\mathcal{I}_{G,<k}^{A,\tau}(u, w) = \mathbb{1}\{\text{dist}_G(u, w) < k\} \cdot \mathcal{I}_G^{A,\tau}(u, w). \quad (9.4)$$

Let  $D_k$  be the  $(V \setminus \Lambda) \times \mathcal{E}_{\Lambda,k}$ , zero-one matrix such that for  $r \in V \setminus \Lambda$  and  $P \in \mathcal{E}_{\Lambda,k}$ , we have

$$D_k(r, P) = \mathbb{1}\{r \text{ is the starting vertex of walk } P\}. \quad (9.5)$$

Also, let  $C_k$  be the  $\mathcal{E}_{\Lambda,k} \times (V \setminus \Lambda)$ , zero-one matrix, such that for  $r \in V \setminus \Lambda$  and  $P \in \mathcal{E}_{\Lambda,k}$ , we have

$$C_k(P, r) = \mathbb{1}\{r \text{ is the last vertex of walk } P\}. \quad (9.6)$$

**Theorem 9.1.** *Let  $\Delta > 1$  and  $k > 0$ , let  $\beta, \gamma, \lambda, b \in \mathbb{R}$  be such that  $\gamma > 0$ ,  $0 \leq \beta \leq \gamma$ ,  $\lambda > 0$  and  $b > 0$ .*

*Let  $G = (V, E)$  be of maximum degree  $\Delta$ . Consider  $\mu_G$  the Gibbs distribution on  $G$  specified by the parameters  $(\beta, \gamma, \lambda)$ , while assume that  $\mu_G$  is  $b$ -marginally bounded.*

There is a constant  $C > 0$  such that, for any  $A \subset V$  and  $\tau \in \{\pm 1\}^A$ , there is an  $\mathcal{E}_{A,k} \times \mathcal{E}_{A,k}$  matrix  $\mathcal{N}$ , for which we have

$$\mathcal{I}_G^{A,\tau} = \mathbf{D}_k \cdot \left( \mathcal{L}_{G,k}^{A,\tau} \circ \mathcal{N} \right) \cdot \mathbf{C}_k + \mathcal{I}_{G,<2k}^{A,\tau} , \quad (9.7)$$

while for any  $P, Q \in \mathcal{E}_{A,k}$  we also have  $|\mathcal{N}(P, Q)| < C$ .

Recall that  $\mathcal{L}_{G,k}^{A,\tau} \circ \mathcal{N}$  is the Hadamard product of the two matrices. Matrix  $\mathcal{I}_{G,<2k}^{A,\tau}$  is defined in (9.4).

The proof of Theorem 9.1 appears in Section 18.1.

**Proposition 9.2.** Let  $\Delta > 1$  and  $k > 0$ , let  $\beta, \gamma, \lambda, b \in \mathbb{R}$  be such that  $\gamma > 0$ ,  $0 \leq \beta \leq \gamma$ ,  $\lambda > 0$  and  $b > 0$ .

Let  $G = (V, E)$  be of maximum degree  $\Delta$ . Consider  $\mu_G$  the Gibbs distribution on  $G$  specified by the parameters  $(\beta, \gamma, \lambda)$ , while assume that  $\mu_G$  is  $b$ -marginally bounded.

There are constants  $c_1, c_2 > 0$  such that, for any  $A \subset V$  and any  $\tau \in \{\pm 1\}^A$ , we have

$$\|\mathcal{I}_G^{A,\tau}\|_2 \leq c_1 + c_2 \cdot \|\mathcal{L}_{G,k}^{A,\tau}\|_2 .$$

Recall that, for  $\mathcal{L}_{G,k}^{A,\tau}$ , we let  $|\mathcal{L}_{G,k}^{A,\tau}|$  denote the matrix having entries  $|\mathcal{L}_{G,k}^{A,\tau}(P, Q)|$ . The proof of Proposition 9.2 appears in Section 19.2.

## 10. PROOF OF THEOREM 3.4 - SI WITH $\delta$ -CONTRACTION & $H_{G,k}$

In this section, we assume that the reader is familiar with the notion of extended influence matrix  $\mathcal{L}_{G,k}^{A,\tau}$  that was introduced in Section 9.

We prove Theorem 3.4 by using the following result.

**Theorem 10.1.** Let  $\delta, b \in \mathbb{R}_{>0}$  and integers  $\Delta, k \geq 1$ . Also, let  $\beta, \gamma, \lambda \in \mathbb{R}$  be such that  $0 \leq \beta \leq \gamma$ ,  $\gamma > 0$  and  $\lambda > 0$ .

Consider graph  $G = (V, E)$  of maximum degree  $\Delta$  while assume that  $\mu_G$ , the Gibbs distribution on  $G$  specified by the parameters  $(\beta, \gamma, \lambda)$ , is  $b$ -marginally bounded.

Suppose that the set of functions  $\{H_d\}_{1 \leq d < \Delta}$  specified by  $(\beta, \gamma, \lambda)$  exhibits  $\delta$ -contraction. There are constants  $C_1, C_2 > 0$  such that, for any  $A \subset V$  and  $\tau \in \{\pm 1\}^A$ , the influence matrix  $\mathcal{I}_G^{A,\tau}$ , induced by  $\mu_G$ , satisfies

$$\|\mathcal{I}_G^{A,\tau}\|_2 \leq C_1 + C_2 \cdot \sum_{\ell \geq k} \delta^\ell \cdot \|(H_{G,k})^\ell\|_2 .$$

The proof of Theorem 10.1 appears in Section 10.1.

*Proof of Theorem 3.4.* The assumptions of Theorem 3.4, together with Theorem 10.1, imply that there are constants  $C_1, C_2 > 0$  such that

$$\|\mathcal{I}_G^{A,\tau}\|_2 \leq C_1 + C_2 \cdot \sum_{\ell \geq k} \delta^\ell \cdot \|(H_{G,k})^\ell\|_2 ,$$

where  $\delta = \frac{1-\varepsilon}{\rho}$ , while  $\rho = \|(H_{G,k})^N\|_2^{1/N}$ .

From Claim 5.8, there is a bounded number  $\ell_0 = \ell_0(N, \varepsilon, \Delta) > k$  such that, for any  $\ell \geq \ell_0$ , we have

$$\|(H_{G,k})^\ell\|_2^{\frac{1}{\ell}} \leq (1 + \varepsilon/2)\rho . \quad (10.1)$$

We also have

$$\|\mathcal{I}_G^{A,\tau}\|_2 \leq C_1 + C_2 \cdot \sum_{k \leq \ell < \ell_0} \delta^\ell \cdot \|(H_{G,k})^\ell\|_2 + C_2 \cdot \sum_{\ell \geq \ell_0} \delta^\ell \cdot \|(H_{G,k})^\ell\|_2 . \quad (10.2)$$

Since  $\ell_0$  and  $C_1, C_2$  are bounded numbers, there exists  $C_0 > 1$ , which is a bounded number, too, such that

$$C_1 + C_2 \cdot \sum_{k \leq \ell < \ell_0} \delta^\ell \cdot \|(H_{G,k})^\ell\|_2 \leq C_0 . \quad (10.3)$$

For the above, we use the observation that, for any  $0 < \ell < \ell_0$ , we have that  $\|(H_{G,k})^\ell\|_2 \leq (\Delta - 1)^\ell$ .

Furthermore, we have

$$\begin{aligned}
C_2 \cdot \sum_{\ell \geq \ell_0} \delta^\ell \cdot \| (H_{G,k})^\ell \|_2 &\leq C_2 \cdot \sum_{\ell \geq \ell_0} \delta^\ell \cdot ((1 + \varepsilon/2)\rho)^\ell && \text{[from (10.1)]} \\
&\leq C_2 \cdot \sum_{\ell \geq \ell_0} (1 - \varepsilon)^\ell \cdot (1 + \varepsilon/2)^\ell && \text{[since } \delta = \frac{1-\varepsilon}{\rho} \text{]} \\
&\leq 2C_2 \cdot \varepsilon^{-1} . && (10.4)
\end{aligned}$$

Theorem 3.4 follows by plugging (10.3) and (10.4) into (10.2) and setting  $\widehat{C} = 2C_2 + C_0$ .  $\square$

**10.1. Proof of Theorem 10.1.** Recall that  $\mathcal{E}_{\Lambda,k}$  is the set of self-avoiding walks of length  $k$  in  $G$  which do not intersect with set  $\Lambda$ . Let  $\mathcal{J}$  be the  $\mathcal{E}_{\Lambda,k} \times \mathcal{E}_{\Lambda,k}$  matrix such that, for any  $P, Q \in \mathcal{E}_{\Lambda,k}$ , the entry  $\mathcal{J}(P, Q)$  is defined as follows:

Let  $w$  and  $u$  be the starting vertices of  $P$  and  $Q$ , respectively. If  $P$  and  $Q$  are not compatible, we have  $\mathcal{J}(P, Q) = 0$ . Recall that  $P$  and  $Q$  are compatible only if  $\text{dist}_G(u, w) \geq 2k$ .

For compatible  $P$  and  $Q$ , consider graph  $G_{P,Q}$  and let  $T_{P,Q} = T_{\text{SAW}}(G_{P,Q}, w)$ . Graph  $G_{P,Q}$  is the  $(P, Q)$ -extension of  $G$ , while  $T_{\text{SAW}}(G_{P,Q}, w)$  is the tree of self-avoiding walks of  $G_{P,Q}$ , starting from  $w$ .

For integer  $\ell \geq 0$ , let set  $\widehat{\mathbf{A}}(u, \ell)$  which consist of all copies of vertex  $u$  in  $T_{P,Q}$  which correspond to self-avoiding walks in  $G_{P,Q}$  and are at distance  $\ell$  from the root of  $T_{P,Q}$ . We have

$$\mathcal{J}(P, Q) = \sum_{\ell \geq 2k} \delta^\ell \times \widehat{\mathbf{A}}(u, \ell) .$$

**Lemma 10.2.** *We have that  $|\mathcal{L}_{G,k}^{\Lambda,\tau}| \leq \mathcal{J}$ , where the inequality is entry-wise.*

The proof of Lemma 10.2 appears in Section 10.2.

As per standard notation,  $|\mathcal{L}_{G,k}^{\Lambda,\tau}|$  in Lemma 10.2 corresponds to the matrix having entries  $|\mathcal{L}_{G,k}^{\Lambda,\tau}(P, Q)|$ . Proposition 9.2 implies that there are constants  $c_1, c_2 > 0$  such that

$$\|\mathcal{I}_G^{\Lambda,\tau}\|_2 \leq c_1 + c_2 \cdot \|\mathcal{L}_{G,k}^{\Lambda,\tau}\|_2 \leq c_1 + c_2 \cdot \|\mathcal{J}\|_2 . \quad (10.5)$$

The second inequality follows from Lemma 10.2 and the observation that  $|\mathcal{L}_{G,k}^{\Lambda,\tau}|$  and  $\mathcal{J}$  have non-negative entries.

**Proposition 10.3.** *We have*

$$\|\mathcal{J}\|_2 \leq \sum_{\ell \geq k} \delta^{\ell+k} \cdot \| (H_{G,k})^\ell \|_2 . \quad (10.6)$$

The proof of Proposition 10.3 appears in Section 10.3.

Theorem 10.1 follows from (10.5) and Proposition 10.3, where  $C_1 = c_1$  and  $C_2 = c_2 \cdot \delta^k$ .  $\square$

**10.2. Proof of Lemma 10.2.** Let  $P, Q \in \mathcal{E}_{\Lambda,k}$ , while let  $w$  and  $u$  are their starting vertices, respectively.

For non-compatible  $P, Q$ , the definitions of matrices  $\mathcal{L}_{G,k}^{\Lambda,\tau}$  and  $\mathcal{J}$  imply that  $\mathcal{L}_{G,k}^{\Lambda,\tau}(P, Q) = \mathcal{J}(P, Q) = 0$ .

We consider compatible  $P$  and  $Q$ . It suffices to show that  $|\mathcal{L}_{G,k}^{\Lambda,\tau}(P, Q)| \leq \mathcal{J}(P, Q)$ .

We let  $\zeta^{P,Q}$  be the  $\{P, Q\}$ -extension of  $\mu_G^{\Lambda,\tau}$ , while let  $\mathcal{I}^{P,Q}$  be the influence matrix induced by  $\zeta^{P,Q}$ . The definition of matrix  $\mathcal{L}_{G,k}^{\Lambda,\tau}$  in (9.2) implies

$$\mathcal{L}_{G,k}^{\Lambda,\tau}(P, Q) = \mathcal{I}^{P,Q}(w, u) . \quad (10.7)$$

Recall that  $w$  and  $u$  are the starting vertices of  $P$  and  $Q$ , respectively.

Let  $T_{P,Q} = T_{\text{SAW}}(G_{P,Q}, w)$ . Also, let  $\{\alpha(e)\}$  be the collection of weights over the edges of  $T_{P,Q}$  we obtain as described in (5.12) with respect to the Gibbs distribution  $\zeta^{P,Q}$ . We have

$$\mathcal{I}^{P,Q}(w, u) = \sum_{\ell \geq 2k} \sum_{W \in T_{P,Q}: |W|=\ell} \prod_{e \in W} \alpha(e) , \quad (10.8)$$

where  $W$  varies over the paths of length  $\ell$  in  $T_{P,Q}$  from the root to the copies of vertex  $u$  that correspond to self-avoiding walks in  $G_{P,Q}$ . Any copies of  $u$  in  $T_{P,Q}$  that do not correspond to self-avoiding walk have a pinning. The influence of the root to such vertex is zero.

The assumption about  $\delta$ -contraction implies that  $\zeta^{P,Q}$  also exhibits  $\delta$ -contraction, i.e., since it has the same specifications with  $\mu_G$ . Hence, we have  $|\prod_{e \in W} \alpha(e)| \leq \delta^\ell$  for each  $W$  of length  $\ell$ . Combining this observation with (10.7) and (10.8), we obtain

$$|\mathcal{L}_{G,k}^{A,\tau}(P, Q)| = |\mathcal{I}^{P,Q}(w, u)| \leq \sum_{\ell \geq 2k} \sum_{W: |W|=\ell} \delta^\ell = \sum_{\ell \geq 2k} \delta^\ell \cdot \widehat{\mathbf{A}}(u, \ell) = \mathcal{J}(P, Q) .$$

The above proves that indeed,  $|\mathcal{L}_{G,k}^{A,\tau}(P, Q)| \leq \mathcal{J}(P, Q)$ .

Lemma 10.2 follows.  $\square$

**10.3. Proof of Proposition 10.3.** Recall that  $\mathcal{E}_{A,k}$  is the set of self-avoiding walks of length  $k$  in  $G$  which do not intersect with set  $A$ . Consider  $P, Q \in \mathcal{E}_{A,k}$ , which are compatible. Let  $w$  and  $u$  be the starting vertices of  $P$  and  $Q$ , respectively.

For  $G_{P,Q}$ , the  $(P, Q)$ -extension of graph  $G$ , let  $T_{PQ} = T_{\text{SAW}}(G_{PQ}, w)$ , where  $w$  is the starting vertex of walk  $P$ . From the definition of matrix  $\mathcal{J}$ , we have

$$\mathcal{J}(P, Q) = \sum_{\ell \geq 2k} \delta^\ell \cdot \widehat{\mathbf{A}}(u, \ell) ,$$

where recall that we let  $\widehat{\mathbf{A}}(u, \ell)$  be the set of copies of vertex  $u$  in  $T_{P,Q}$  which correspond to self-avoiding walks in  $G_{P,Q}$  and their distance from the root of  $T_{P,Q}$  is  $\ell$ . Note that the compatibility assumption implies that the copies of  $u$  are at distance  $\geq 2k$  from the root.

We will obtain an appropriate bound on  $\widehat{\mathbf{A}}(u, \ell)$  in terms of the  $k$ -non-backtracking matrix  $H_{G,k}$ .

W.l.o.g. let  $P = v_0, \dots, v_k$  and  $Q = x_0, \dots, x_k$ . For any integer  $\ell \geq 2k$ , the cardinality of set  $\widehat{\mathbf{A}}(u, \ell)$  is equal to the number of self-avoiding walks  $R = z_0, \dots, z_\ell$  in  $G_{P,Q}$ , such that the following is true: for  $i = 0, \dots, k$ , we have

- $z_i$  is a copy of vertex  $v_i$ ,
- $z_{\ell-i}$  is a copy of  $x_i$ .

The additional vertices that  $G_{P,Q}$  has compared to  $G$  are split-vertices, each of which is of degree 1. No split-vertex can be a part of a self-avoiding walk from  $w$  to  $u$ . Hence, every self-avoiding walk  $R$  in  $G_{P,Q}$  from  $w$  to  $u$  also appears in  $G$ .

Furthermore, since every self-avoiding walk of length  $\ell$  from  $w$  to  $u$  can also be considered as a  $k$ -non-backtracking walk of length  $\ell - k$  from  $P$  to  $Q^{-1}$ , we conclude that

$$\widehat{\mathbf{A}}(u, \ell) \leq (H_{G,k})^{\ell-k} (P, Q^{-1}) .$$

Note that  $Q^{-1}$  corresponds to  $Q$  reversed, i.e.,  $Q^{-1} = x_k, x_{k-1}, \dots, x_0$ . Furthermore, for non-compatible  $P, Q$ , we have that  $\mathcal{J}(P, Q) = 0$ .

All the above imply the following entry-wise inequality

$$\mathcal{J} \leq \sum_{\ell \geq k} \delta^{\ell+k} \cdot \left( (H_{G,k})^\ell \cdot \mathbf{P} \right)_{\mathcal{E}_{A,k}} , \quad (10.9)$$

where  $((H_{G,k})^\ell \cdot \mathbf{P})_{\mathcal{E}_{A,k}}$  is the principal submatrix of  $(H_{G,k})^\ell \cdot \mathbf{P}$  induced by the elements in  $\mathcal{E}_{A,k}$ , while  $\mathbf{P}$  is the involution defined in (5.5).

Since matrices  $\mathcal{J}$  and  $(H_{G,k})^{\ell-k} \cdot \mathbf{P}$  have non-negative entries, (10.9) and the triangle inequality imply

$$\|\mathcal{J}\|_2 \leq \sum_{\ell \geq k} \delta^{\ell+k} \cdot \left\| \left( (H_{G,k})^\ell \cdot \mathbf{P} \right)_{\mathcal{E}_{A,k}} \right\|_2 \leq \sum_{\ell \geq k} \delta^{\ell+k} \cdot \|(H_{G,k})^\ell \cdot \mathbf{P}\|_2 \leq \sum_{\ell \geq k} \delta^{\ell+k} \cdot \|(H_{G,k})^\ell\|_2 .$$

The second inequality follows from the observation that matrix  $(H_{G,k})^\ell \cdot \mathbf{P}$  is symmetric and the Cauchy's interlacing theorem, e.g., see [24]. The third inequality follows since  $\mathbf{P}$  is an involution, i.e.,  $\|\mathbf{P}\|_2 = 1$ .

Proposition 10.3 follows.

## 11. PROOF OF THEOREM 3.7 - SI WITH POTENTIALS & $H_{G,k}$

In this section, we assume that the reader is familiar with the notion of the extended influence matrix  $\mathcal{L}_{G,k}^{A,\tau}$  introduced in Section 9.

In what follows, for a matrix  $D \in \mathbb{R}^{N \times N}$ , we let  $|D|$  denote the matrix having entries  $|D_{i,j}|$ .

**Theorem 11.1.** *Let  $\Delta > 1$  and  $k, N \geq 1$  be integers,  $c > 0$ ,  $\rho > 1$ ,  $s \geq 1$  while let  $b, \varepsilon \in (0, 1)$ . Also, let  $\beta, \gamma, \lambda \in \mathbb{R}$  be such that  $\gamma > 0$ ,  $0 \leq \beta \leq \gamma$  and  $\lambda > 0$ .*

*Consider graph  $G = (V, E)$  of maximum degree  $\Delta$  such that  $\| (H_{G,k})^N \|_2^{1/N} = \rho$ . Assume that  $\mu_G$ , the Gibbs distribution on  $G$  specified by the parameters  $(\beta, \gamma, \lambda)$ , is  $b$ -marginally bounded.*

*For  $\delta = \frac{1-\varepsilon}{\rho}$ , suppose that there is a  $(s, \delta, c)$ -potential function  $\Psi$  with respect to  $(\beta, \gamma, \lambda)$ . There exists a fixed constant  $\hat{c} \geq 1$  such that for any  $\Lambda \subset V$  and  $\tau \in \{\pm 1\}^\Lambda$ , the extended influence matrix  $\mathcal{L}_{G,k}^{A,\tau}$ , that is induced by  $\mu$ , satisfies that*

$$\|\mathcal{L}_{G,k}^{A,\tau}\|_{2s} \leq \hat{c} \cdot \sum_{\ell \geq k} \left( \left( \frac{1-\varepsilon/2}{\rho} \right)^\ell \cdot \| (H_{G,k})^\ell \|_2 \right)^{1/s}.$$

The proof of Theorem 11.1 appears in Section 12.2.

*Proof of Theorem 3.7.* For what follows in this proof, when there is no danger of confusion, we abbreviate  $\mathcal{I}_G^{A,\tau}, \mathcal{L}_{G,k}^{A,\tau}$  to  $\mathcal{I}$  and  $\mathcal{L}_k$ , respectively.

From Proposition 9.2, there are constants  $\hat{c}_1, \hat{c}_2 > 0$  such that

$$\|\mathcal{I}\|_2 \leq \hat{c}_1 + \hat{c}_2 \cdot \|\mathcal{L}_k\|_2. \quad (11.1)$$

Theorem 3.7 follows by bounding appropriately  $\|\mathcal{L}\|_2$ . To this end, we use the following claim.

**Claim 11.2.** *There is a constant  $c_3 > 0$  such that  $\|\mathcal{L}_{G,k}^{A,\tau}\|_2 \leq c_3 \cdot \|\mathcal{L}_{G,k}^{A,\tau}\|_{2s}$ .*

Theorem 11.1 and Claim 11.2 imply that there exists fixed number  $c_4 \geq 1$ , such that

$$\|\mathcal{L}_k\|_2 \leq c_4 \cdot \sum_{\ell \geq k} \left( \left( \frac{1-\varepsilon/2}{\rho} \right)^\ell \cdot \| (H_{G,k})^\ell \|_2 \right)^{1/s}. \quad (11.2)$$

Claim 5.8 implies that there is a bounded integer  $\ell_0 = \ell_0(N, \varepsilon, \Delta) > 0$  such that, for any  $\ell \geq \ell_0$ , we have

$$\| (H_{G,k})^\ell \|_2^{1/\ell} \leq (1 + \varepsilon/4)\rho. \quad (11.3)$$

Since  $\ell_0$  is bounded, there exists a constant  $c_5 > 0$  such that

$$c_4 \cdot \sum_{k \leq \ell < \ell_0} \left( \left( \frac{1-\varepsilon/2}{\rho} \right)^\ell \cdot \| (H_{G,k})^\ell \|_2 \right)^{1/s} \leq c_5. \quad (11.4)$$

For the above, we use that  $\| (H_{G,k})^\ell \|_2 \leq \| H_{G,k} \|_2^\ell \leq (\Delta - 1)^\ell$ . Plugging (11.4) and (11.3) into (11.2), we obtain

$$\|\mathcal{L}_k\|_2 \leq c_5 + c_4 \cdot \sum_{\ell \geq \ell_0} ((1 + \varepsilon/4)(1 - \varepsilon/2))^{\ell/s} \leq c_5 + \frac{c_4}{1 - (1 - \varepsilon/4)^{1/s}}.$$

Theorem 3.7 follows by plugging the above into (11.1) and setting  $C = \hat{c}_1 + \hat{c}_2(c_4 + c_5)$ .  $\square$

*Proof of Claim 11.2.* Consider  $P, Q \in \mathcal{E}_{A,k}$  and which are compatible. Let  $w$  and  $u$  be the starting vertices of  $P$  and  $Q$ , respectively.

Then, as already noticed in Section 9, we have

$$\mathcal{L}_{G,k}^{A,\tau}(P, Q) = \mathcal{I}^{P,Q}(w, u), \quad \text{and} \quad \mathcal{L}_{G,k}^{A,\tau}(Q, P) = \mathcal{I}^{P,Q}(u, w), \quad (11.5)$$

where the influence matrix  $\mathcal{I}^{P,Q}$  is with respect to  $\zeta^{P,Q}$ , the  $\{P, Q\}$ -extension of  $\mu_G^{A,\tau}$ .

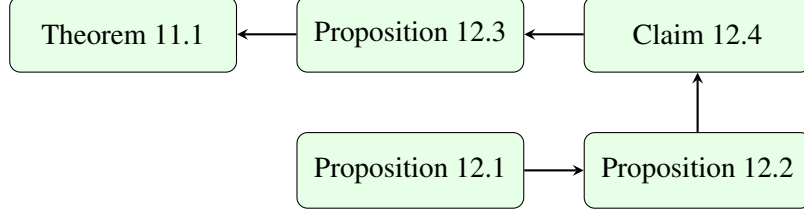


FIGURE 17. Proof structure for Theorem 11.1

A useful observation is that Claim 5.3 and (11.5) imply that, if  $\zeta_w^{P,Q}(1), \zeta_u^{P,Q}(1) \notin \{0, 1\}$ , then we have

$$\sqrt{\frac{\zeta_w^{P,Q}(1) \cdot \zeta_w^{P,Q}(-1)}{\zeta_u^{P,Q}(1) \cdot \zeta_u^{P,Q}(-1)}} \cdot \mathcal{L}_{G,k}^{A,\tau}(P, Q) = \sqrt{\frac{\zeta_u^{P,Q}(1) \cdot \zeta_u^{P,Q}(-1)}{\zeta_w^{P,Q}(1) \cdot \zeta_w^{P,Q}(-1)}} \cdot \mathcal{L}_{G,k}^{A,\tau}(Q, P) . \quad (11.6)$$

If at least one of  $\zeta_w^{P,Q}(1), \zeta_u^{P,Q}(1)$  is in  $\{0, 1\}$ , then  $\mathcal{L}_{G,k}^{A,\tau}(P, Q) = \mathcal{L}_{G,k}^{A,\tau}(Q, P) = 0$ .

Let the  $\mathcal{E}_{A,k} \times \mathcal{E}_{A,k}$  matrix  $\hat{\mathcal{L}}$  be defined as follows: Let  $P, Q \in \mathcal{E}_{A,k}$  be compatible with starting vertices  $w$  and  $u$ , respectively. If  $\zeta_w^{P,Q}(1), \zeta_u^{P,Q}(1) \notin \{0, 1\}$ , then we have

$$\hat{\mathcal{L}}(P, Q) = \sqrt{\frac{\zeta_w^{P,Q}(1) \cdot \zeta_w^{P,Q}(-1)}{\zeta_u^{P,Q}(1) \cdot \zeta_u^{P,Q}(-1)}} \cdot |\mathcal{L}_{G,k}^{A,\tau}(P, Q)| . \quad (11.7)$$

On the other hand, if at least one of  $\zeta_w^{P,Q}(1), \zeta_u^{P,Q}(1)$  is in  $\{0, 1\}$ , then we let  $\hat{\mathcal{L}}(P, Q) = 0$ . Also, set  $\hat{\mathcal{L}}(P, Q) = 0$  when  $P, Q$  are not compatible.

Equation (11.6) implies that  $\hat{\mathcal{L}}$  has non-negative entries and is symmetric. Furthermore, we have

$$\|\mathcal{L}_{G,k}^{A,\tau}\|_2 \leq b^{-2} \cdot \|\hat{\mathcal{L}}\|_2 \leq b^{-2} \cdot \|\hat{\mathcal{L}}\|_{2s} \leq b^{-4} \cdot \|\mathcal{L}_{G,k}^{A,\tau}\|_{2s} . \quad (11.8)$$

The first inequality follows by noting that (11.7), implies that  $|\mathcal{L}_{G,k}^{A,\tau}| \leq b^{-2} \cdot \hat{\mathcal{L}}$ , where the comparison is entry-wise. The second inequality follows since  $\hat{\mathcal{L}}$  is symmetric. Similarly to the first inequality, the third inequality follows from (11.7), which implies that  $\hat{\mathcal{L}}$  has non negative entries, while  $\hat{\mathcal{L}} \leq b^{-2} \cdot |\mathcal{L}_{G,k}^{A,\tau}|$ , where the comparison is entry-wise.

Hence, Claim 11.2 follows for  $c_3 = b^{-4}$ .  $\square$

## 12. PROOF OF THEOREM 11.1

In Section 12.1, we are proving some properties of the extensions which are useful for the proof Theorem 11.1 in Section 12.2. Fig. 17 shows a more detailed structure of the proof of Theorem 11.1, i.e., compared to Fig. 7.

**12.1. Some non-basic properties of the extensions.** For integer  $k > 0$ , consider  $G = (V, E)$ , set  $A \subset V$  and  $\tau \in \{\pm 1\}^A$ . For  $w, u \in V \setminus A$ , let  $P \in \mathcal{E}_{A,k}(w)$  such that  $u \notin P$ . Recall that  $\mathcal{E}_{A,k}(w)$  is the set of self-avoiding walks of length  $k$  in  $G$  that emanate from vertex  $w$  and do not intersect with set  $A$ . Furthermore, for  $\tau \in \{\pm 1\}^A$ , consider the Gibbs distribution  $\mu_G^{A,\tau}$ .

Using the  $T_{\text{SAW}}$ -construction from Section 5.6 for  $\mu_G^{A,\tau}$ , we obtain the Gibbs distribution  $\mu_T^{M,\sigma}$  for tree  $T = T_{\text{SAW}}(G, u)$ . Also, let  $\{\alpha(e)\}$  be the collection of weights over the edges of  $T$  that arise from  $\mu_T^{M,\sigma}$ .

Similarly, we use the  $T_{\text{SAW}}$ -construction for the  $P$ -extension of  $\mu_G^{A,\tau}$  and get the Gibbs distribution  $\mu_{T_P}^{L,\eta}$  for tree  $T_P = T_{\text{SAW}}(G_P, u)$ . We let  $\{\alpha_P(e)\}$  be the collection of weights over the edges of  $T_P$  that arise from  $\mu_{T_P}^{L,\eta}$ .

Using Lemma 8.3,  $T_P$  can be identified as a subtree of  $T$ . We endow  $T_P$  with the collection of weights  $\{\alpha(e)\}_{e \in T_P}$ . Now, we have two sets of weights for  $T_P$ , i.e.,  $\{\alpha(e)\}_{e \in T_P}$  and  $\{\alpha_P(e)\}_{e \in T_P}$ .

For Proposition 12.1 that follows, we recall set  $A_P$  which consist of each vertex  $v$  in  $T$  which is a copy of a vertex in  $P$ . Note that  $T_P$ , as a subtree of  $T$ , also includes the vertices in  $A_P$ .

**Proposition 12.1.** *Let  $\Delta > 1$ ,  $k \geq 1$  and  $N > 1$  be integers,  $c > 0$ ,  $\rho > 1$ ,  $s \geq 1$ , while let  $b, \varepsilon \in (0, 1)$ . Also, let  $\beta, \gamma, \lambda \in \mathbb{R}$  be such that  $\gamma > 0$ ,  $0 \leq \beta \leq \gamma$  and  $\lambda > 0$ .*

*Consider graph  $G = (V, E)$  of maximum degree  $\Delta$  such that  $\| (H_{G,k})^N \|_2^{1/N} = \rho$ . Assume that  $\mu$ , the Gibbs distribution on  $G$  specified by the parameters  $(\beta, \gamma, \lambda)$ , is  $b$ -marginally bounded.*

*For  $\delta = \frac{1-\varepsilon}{\rho}$ , suppose that there is a  $(s, \delta, c)$ -potential function  $\Psi$  with respect to  $(\beta, \gamma, \lambda)$ . There exists sufficiently large bounded number  $\ell_0 > 1$  such that, for any  $\Lambda \subset V$  and  $\tau \in \{\pm 1\}^\Lambda$ , for any  $u, w \in V \setminus \Lambda$ , for  $P \in \mathcal{E}_{\Lambda,k}$  that starts from vertex  $w$  while  $u \notin P$  the following is true:*

*For any edge  $f$  in  $T_{\text{SAW}}(G_P, u)$  which is at distance  $\ell \geq \ell_0$  from  $A_P$ , we have*

$$\alpha_P(f) \leq (1 + \varepsilon/3)^{1/s} \cdot \alpha(f) , \quad (12.1)$$

*where the weights  $\{\alpha_P(e)\}$ ,  $\{\alpha(e)\}$  and set  $A_P$  are obtained as described above.*

The above proposition implies that, provided that we have an appropriately contracting potential function, then for any edge  $f$  far from  $A_P$ , weights  $\alpha(f)$  and  $\alpha_P(f)$  are close to each other. The proof of Proposition 12.1 appears in Section 13.1.

**Proposition 12.2.** *Under the assumptions of Proposition 12.1, the following is true:*

*There is a fixed number  $\widehat{c}_1 \geq 1$  such that, for any  $\ell \geq \ell_0$ , for any path  $W = e_1, \dots, e_\ell$  from the root of  $T_P = T_{\text{SAW}}(G_P, u)$  to a copy of vertex  $w$ , we have*

$$\prod_{i=1}^{\ell} |\alpha_P(e_i)| \leq \widehat{c}_1 \cdot (1 + \varepsilon/3)^{\ell/s} \cdot \prod_{i=1}^{\ell-1} |\alpha(e_i)| .$$

The proof of Proposition 12.2 appears in Section 13.2.

**12.2. Proof of Theorem 11.1.** In this proof, we use results about extensions from Section 12.1. Also, we use the following notational conventions. For a vector  $\mathbf{v} \in \mathbb{R}_{\geq 0}^N$ , and  $r \in \mathbb{R}$ , we let vector  $\mathbf{v}^r$  be such that  $\mathbf{v}^r(i) = (\mathbf{v}(i))^r$ , for  $i = 1, \dots, N$ . Also, we abbreviate  $\mathcal{L}_{G,k}^{\Lambda, \tau}$  to  $\mathcal{L}$ .

For integer  $\ell \geq 2k$ , we let  $\mathcal{D}_\ell$  be the  $\mathcal{E}_{\Lambda,k} \times \mathcal{E}_{\Lambda,k}$  matrix such that for  $P, Q \in \mathcal{E}_{\Lambda,k}$  the entry  $\mathcal{D}_\ell(P, Q)$  is defined as follows:

For non-compatible walks  $P$  and  $Q$ , we have  $\mathcal{D}_\ell(P, Q) = 0$ . Letting  $w$  and  $u$  be the starting vertices of  $P$  and  $Q$ , respectively, recall that  $P$  and  $Q$  are compatible when  $w$  and  $u$  are at distance  $\geq 2k$  from each other.

For compatible  $P$  and  $Q$ , let  $G_{P,Q}$  and  $\zeta^{P,Q}$ , the  $\{P, Q\}$ -extensions of  $G$  and  $\mu_G^{\Lambda, \tau}$ , respectively. Let  $T_{P,Q} = T_{\text{SAW}}(G_{P,Q}, w)$  and the weights  $\{\alpha_{P,Q}(e)\}$  obtained as specified in (5.12) with respect to  $\zeta^{P,Q}$ . Recall that  $w$  is the starting vertex of  $P$ . We let

$$\mathcal{D}_\ell(P, Q) = \sum_{W: |W|=\ell} \prod_{e \in W} |\alpha_{P,Q}(e)| ,$$

where  $W$  varies over all paths of length  $\ell$  from the root to the copies of  $u$  in  $T_{P,Q}$  that correspond to self-avoiding walks. Recall that  $u$  is the starting vertex of  $Q$  in  $G_{P,Q}$ .

From the definitions of  $\mathcal{L}$  and  $\mathcal{D}_\ell$ , it is not hard to verify that  $|\mathcal{L}| \leq \sum_{\ell \geq 2k} \mathcal{D}_\ell$ , where the inequality is entry-wise. Hence, we have

$$\|\mathcal{L}\|_{2s} \leq \left\| \sum_{\ell \geq 2k} \mathcal{D}_\ell \right\|_{2s} \leq \sum_{\ell \geq 2k} \|\mathcal{D}_\ell\|_{2s} .$$

In light of the above relation, Theorem 11.1 follows by showing the following:

There exists a fixed number  $\widehat{c} \geq 1$  such that, for all  $\ell \geq 2k$ , we have

$$\|\mathcal{D}_\ell\|_{2s} \leq \widehat{c} \cdot \left( \left( \frac{1-\varepsilon/2}{\rho} \right)^{\ell-1} \cdot \| (H_{G,k})^{\ell-k} \|_2 \right)^{1/s} . \quad (12.2)$$

Before showing that (12.2) is true, we introduce a few concepts and establish some useful technical results.

For  $\ell \geq 2k$ , we let  $Z^{(\ell)}$  be the  $\mathcal{E}_{\Lambda,k} \times \mathcal{E}_{\Lambda,k}$  matrix such that for  $P, Q \in \mathcal{E}_{\Lambda,k}$ , the entry  $Z^{(\ell)}(P, Q)$  is defined as follows:

For non-compatible  $P$  and  $Q$ , we have  $Z^{(\ell)}(P, Q) = 0$ . For compatible  $P$  and  $Q$ , let  $w$  and  $u$  be the starting vertices of  $P$  and  $Q$ , respectively. We consider  $T_P = T_{\text{SAW}}(G_P, w)$  and let

$$Z^{(\ell)}(P, Q) = \# \text{copies of walk } Q \text{ in } T_P \text{ which is at distance } \ell \text{ from the root} .$$

For vertex  $x$  in  $T_P$ , which is connected to the root of the tree with path  $W = x_0, \dots, x_\ell$ , i.e.,  $x_0$  is the root and  $x_\ell$  is  $x$ , we say that  $x$  is a copy of walk  $Q = z_0, \dots, z_k$ , if  $x_{\ell-i}$  is a copy of  $z_i$ , for all  $i = 0, \dots, k$ .

For integer  $\ell \geq 2k$  and  $\mathbf{q} \in \mathbb{R}_{\geq 0}^{\mathcal{E}_{\Lambda,k}}$ , let vectors  $\mathbf{f}_{\mathbf{q},\ell}, \mathbf{g}_{\mathbf{q},\ell}, \mathbf{k}_{\mathbf{q},\ell} \in \mathbb{R}_{\geq 0}^{\mathcal{E}_{\Lambda,k}}$  be defined as follows: We let

$$\mathbf{f}_{\mathbf{q},\ell} = \mathcal{D}_\ell \cdot \mathbf{q} . \quad (12.3)$$

We also let

$$\mathbf{g}_{\mathbf{q},\ell}^s = \left( \frac{1-\varepsilon/2}{\rho} \right)^\ell \cdot \left( Z^{(\ell)} \cdot \mathbf{q}^s \right) . \quad (12.4)$$

recall that vector  $\mathbf{g}_{\mathbf{q},\ell}^s$  is such that  $\mathbf{g}_{\mathbf{q},\ell}^s(P) = (\mathbf{g}_{\mathbf{q},\ell}(P))^s$ , for all  $P \in \mathcal{E}_k$ . Similarly, we have

$$\mathbf{k}_{\mathbf{q},\ell}^s = \left( \frac{1-\varepsilon/2}{\rho} \right)^\ell \cdot \left( \left( (H_{G,k})^{\ell-k} \cdot \mathbf{P} \right)_{\mathcal{E}_{\Lambda,k}} \cdot \mathbf{q}^s \right) ,$$

Recall that  $\mathbf{P}$  is the  $\mathcal{E}_k \times \mathcal{E}_k$  involutory matrix defined in (5.5). Also, we let  $((H_{G,k})^{\ell-k} \cdot \mathbf{P})_{\mathcal{E}_{\Lambda,k}}$  be the principle submatrix of  $(H_{G,k})^{\ell-k} \cdot \mathbf{P}$  induced by  $\mathcal{E}_{\Lambda,k}$

**Proposition 12.3.** *There exists a constant  $\widehat{c}_0 \geq 1$  such that, for any  $\ell \geq 2k$  and any  $\mathbf{q} \in \mathbb{R}_{\geq 0}^{\mathcal{E}_{\Lambda,k}}$ , we have*

$$\mathbf{f}_{\mathbf{q},\ell}^s \leq \widehat{c}_0 \cdot \mathbf{g}_{\mathbf{q},\ell}^s , \quad (12.5)$$

where the inequality between the two vectors is entry-wise.

The proof of Proposition 12.3 appears in Section 12.3.

Letting  $\mathbf{0} \in \mathbb{R}^{\mathcal{E}_{\Lambda,k}}$  be the all zeros vector, for any  $\mathbf{q} \in \mathbb{R}_{\geq 0}^{\mathcal{E}_{\Lambda,k}}$ , for any  $\ell \geq 2k$ , we have

$$\mathbf{0} \leq \mathbf{f}_{\mathbf{q},\ell} \leq \widehat{c}_0 \cdot \mathbf{g}_{\mathbf{q},\ell} \leq \widehat{c}_0 \cdot \mathbf{k}_{\mathbf{q},\ell} , \quad (12.6)$$

where the above inequalities are entry-wise, while  $\widehat{c}_0$  is from Proposition 12.3.

To see why (12.6) is true, note the following: The first inequality implies that the entries of  $\mathbf{f}_{\mathbf{q},\ell}$  are non-negative, which is true since both  $\mathcal{D}_\ell$  and  $\mathbf{q}$  have non-negative entries. The second inequality follows from the fact that the entries of  $\mathbf{g}_{\mathbf{q},\ell}$  are non-negative and Proposition 12.3. The third inequality follows from the observation that each entry  $Z^{(\ell)}(P, Q)$  is upper bounded by the number of  $k$ -non-backtracking walks of length  $\ell - k$  from  $P$  to  $Q$ .

Let  $\mathbf{q}^* = \mathbf{q}^*(\ell) \in \mathbb{R}_{\geq 0}^{\mathcal{E}_{\Lambda,k}}$  be such that

$$\|\mathbf{q}^*\|_{2s} = 1 \quad \text{and} \quad \|\mathcal{D}_\ell\|_{2s} = \|\mathcal{D}_\ell \cdot \mathbf{q}^*\|_{2s} . \quad (12.7)$$

We let  $\mathbf{f}_\ell^* = \mathbf{f}_{\mathbf{q}^*,\ell}$ , while let  $\mathbf{g}_\ell^* = \mathbf{g}_{\mathbf{q}^*,\ell}$  and  $\mathbf{k}_\ell^* = \mathbf{k}_{\mathbf{q}^*,\ell}$ . Note that  $\mathbf{q}^*$  has non-negative entries because the entries of  $\mathcal{D}_\ell$  are non-negative. From (12.6), we have

$$\|\mathcal{D}_\ell\|_{2s} = \|\mathbf{f}_\ell^*\|_{2s} \leq \widehat{c}_0 \cdot \|\mathbf{g}_\ell^*\|_{2s} \leq \widehat{c}_0 \cdot \|\mathbf{k}_\ell^*\|_{2s} . \quad (12.8)$$

Let vector  $\mathbf{k}_\ell^{s,*}$  be such that  $\mathbf{k}_\ell^{s,*}(P) = (\mathbf{k}_\ell^*(P))^s$ , for all  $P \in \mathcal{E}_{\Lambda,k}$ . Similarly, define  $\mathbf{q}^{s,*}$  such that  $\mathbf{q}^{s,*}(P) = (\mathbf{q}^*(P))^s$ . It is elementary that

$$\|\mathbf{k}_\ell^*\|_{2s}^2 = \|\mathbf{k}_\ell^{s,*}\|_2^2 \quad \text{and} \quad \|\mathbf{q}^{s,*}\|_2 = \|\mathbf{q}^*\|_{2s} = 1 . \quad (12.9)$$

Using the above observation and recalling that matrix  $(H_{G,k})^{\ell-k} \cdot P$  is symmetric, we have

$$\begin{aligned}
\|k_\ell^*\|_{2s}^{2s} &= \|k_\ell^{s,*}\|_2^2 \leq \left(\frac{1-\varepsilon/2}{\rho}\right)^{2\ell} \cdot \|((H_{G,k})^{\ell-k} \cdot P)_{\mathcal{E}_{A,k}} \cdot \mathbf{q}^{s,*}\|_2^2 \\
&\leq \left(\frac{1-\varepsilon/2}{\rho}\right)^{2\ell} \cdot \|((H_{G,k})^{\ell-k} \cdot P)_{\mathcal{E}_{A,k}}\|_2^2 \quad [\text{since } \|\mathbf{q}^{s,*}\|_2 = 1] \\
&\leq \left(\frac{1-\varepsilon/2}{\rho}\right)^{2\ell} \cdot \|(H_{G,k})^{\ell-k} \cdot P\|_2^2 \\
&= \left(\frac{1-\varepsilon/2}{\rho}\right)^{2\ell} \cdot \|(H_{G,k})^{\ell-k}\|_2^2.
\end{aligned} \tag{12.10}$$

The third inequality follows from Cauchy's interlacing theorem, e.g., see [24]. We get (12.2) by plugging (12.10) into (12.8). All the above conclude the proof of Theorem 11.1.  $\square$

**12.3. Proof of Proposition 12.3.** For integer  $\ell \geq 2k$ , let  $\mathcal{C}_\ell$  be the  $\mathcal{E}_{A,k} \times \mathcal{E}_{A,k}$  matrix such that for  $P, Q \in \mathcal{E}_{A,k}$ , entry  $\mathcal{C}_\ell(P, Q)$  is defined as follows:

For non compatible  $P$  and  $Q$ , we have  $\mathcal{C}_\ell(P, Q) = 0$ .

Consider compatible  $P$  and  $Q$  and let  $G_P$  and  $\zeta^P$ , the  $P$ -extensions of  $G$  and  $\mu_G^{A,\tau}$ , respectively. Also, let  $w$  and  $u$  be the starting vertices of  $P$  and  $Q$ , respectively. Let  $T = T_{\text{SAW}}(G_P, w)$  while consider the edge-weights  $\{\alpha_P(e)\}$  obtained as specified in (5.12) with respect to  $\zeta^P$ . Let

$$\mathcal{C}_\ell(P, Q) = \sum_{W: |W|=\ell} \prod_{e \in W \setminus e_\ell} |\alpha_P(e)|,$$

where  $W$  varies over all paths of length  $\ell$  from the root of  $T$  to the copies of path  $Q$  in the tree. For vertex  $x$  in  $T$ , which is connected to the root of the tree with path  $W = x_0, \dots, x_\ell$ , i.e.,  $x_0$  is the root and  $x_\ell$  is vertex  $w$ , recall that we say  $x$  is a copy of walk  $Q = z_0, \dots, z_k$  in  $G_P$ , if  $x_{\ell-i}$  is a copy of  $z_i$ , for all  $i = 0, \dots, k$ .

Let  $A(Q, \ell)$  be the set of copies of  $Q$  in  $T$ , which are at distance  $\ell$  from the root. Since  $u$  is the starting vertex of  $Q$ , note that  $A(Q, \ell) \subseteq A(u, \ell)$ , where  $A(u, \ell)$  is the set of copies of  $u$  at distance  $\ell$  from the root of  $T$ . For  $\mathbf{q} \in \mathbb{R}_{\geq 0}^{\mathcal{E}_{A,k}}$ , let

$$\mathbf{z}_{\mathbf{q},\ell} = \mathcal{C}_\ell \cdot \mathbf{q}. \tag{12.11}$$

**Claim 12.4.** *There exists fixed constant  $\hat{c}_1 > 0$  such that for any  $\mathbf{q} \in \mathbb{R}_{\geq 0}^{\mathcal{E}_{A,k}}$ , we have*

$$f_{\mathbf{q},\ell}^s \leq \hat{c}_1 \cdot (1 + \varepsilon/3)^\ell \cdot \mathbf{z}_{\mathbf{q},\ell}^s, \tag{12.12}$$

where the inequality is entry-wise.

In light of Claim 12.4, Proposition 12.3 follows by showing that there exists constant  $\hat{c}_2 > 0$  such that, for any  $\ell \geq 2k$ , we have

$$\mathbf{z}_{\mathbf{q},\ell}^s \leq \hat{c}_2 \cdot (1 - \varepsilon/3)^\ell \cdot \mathbf{g}_{\mathbf{q},\ell}^s. \tag{12.13}$$

Specifically, we get (12.5) by plugging (12.13) into (12.12) and setting  $\hat{c}_0 = \hat{c}_1 \cdot \hat{c}_2$ . Hence, it remains to show that (12.13) is true.

The way we work to obtain (12.13) is not too different from that we use to prove Theorem 7.1. In that respect, we use the following claim.

**Claim 12.5.** *For any path  $W = e_1, \dots, e_\ell$  of length  $\ell \geq 2k$  in  $T = T_{\text{SAW}}(G_P, w)$ , we have*

$$\prod_{e \in W \setminus e_\ell} \alpha_P(e_i) = \psi(e_{\ell-1}) \cdot \frac{\alpha_P(e_1)}{\psi(e_1)} \cdot \prod_{i=2}^{\ell-1} \frac{\psi(e_{i-1})}{\psi(e_i)} \cdot \alpha_P(e_i),$$

where  $\psi(e) = \chi(\alpha_P(e))$  and  $\chi = \Psi'$ .

Claim 12.5 is an application of Claim 7.2 to the setting in this proof. For this reason, we omit its proof.

Fix  $\ell \geq 2k$  and  $P, Q \in \mathcal{E}_{A,k}$  which are compatible. Let  $w$  and  $u$  be the starting vertices of  $P$  and  $Q$ , respectively.

Consider vertex  $v$  in tree  $T = T_{\text{SAW}}(G_P, w)$  at level  $0 \leq h < \ell - 1$ . As before, we let  $T_v$  be the subtree that contains  $v$  and all its descendants. Also, let  $\mathcal{R}_v$  be defined by

$$\mathcal{R}_v = \sum_{Q \in \mathcal{E}_{A,k}} \mathbf{q}(Q) \cdot \sum_W \prod_{i=1}^{\ell-h-1} \frac{\psi(e_{i-1})}{\psi(e_i)} \cdot |\alpha_P(e_i)|, \quad (12.14)$$

where  $W$  varies in the set of paths from the root of  $T_v$  to the vertices in  $T_v \cap A(Q, \ell)$ , while we take path  $W$  such that  $W = e_1, \dots, e_{\ell-h}$ . Note that when  $h \neq 0$ ,  $e_0$  corresponds to the edge that connects  $v$  to its parent. On the other hand, when  $h = 0$ , then  $e_0$  is identical to  $e_{\ell-1}$ . Also, recall the definition of the quantities  $\psi(e)$  from Claim 12.5.

We define  $\mathcal{R}_v$  also when the level  $h$  of vertex  $v$  is  $\ell$  and  $\ell - 1$ . For  $h = \ell$ , we let

$$\mathcal{R}_v = \sum_{Q \in \mathcal{E}_{A,k}} \mathbf{q}(Q) \cdot \mathbb{1}\{v \in A(Q, \ell)\}. \quad (12.15)$$

Also, for  $h = \ell - 1$ , letting  $v_1, \dots, v_d$  be the children of  $v$ , we let

$$\mathcal{R}_v = \sum_{v_i} \mathcal{R}_{v_i}. \quad (12.16)$$

Combining Claim 12.5 with (12.14), (12.15) and (12.16) we obtain

$$z_{\mathbf{q}, \ell}(P) = \mathcal{R}_{\text{root}}. \quad (12.17)$$

Furthermore, a simple induction implies that  $\mathcal{R}_v$ , for vertex  $v$  at level  $0 < h < \ell - 1$  of the tree  $T$ , satisfies the following recursive relation:

$$\mathcal{R}_v = \psi(\hat{e}_0) \cdot \sum_{i \in [d]} \frac{|\alpha_P(\hat{e}_i)|}{\psi(\hat{e}_0)} \cdot \mathcal{R}_{v_i}, \quad (12.18)$$

where recall that  $v_1, \dots, v_d$  are the children of  $v$  in  $T_v$ , while  $\hat{e}_1, \dots, \hat{e}_d$  are the edges that connect  $v$  with its children and  $\hat{e}_0$  is the edge that connects  $v$  to its parent in tree  $T$ .

Our assumption about the  $(s, \delta, c)$ -potential  $\Psi$ , i.e., the contraction property, together with (12.18), imply

$$(\mathcal{R}_v)^s \leq \delta \cdot \sum_{v_i} (\mathcal{R}_{v_i})^s,$$

where recall that  $\delta = \frac{1-\varepsilon}{\rho}$ . For a vertex  $v$  at level  $h = \ell - 1$  in  $T$ , we get

$$(\mathcal{R}_v)^s \leq \Delta^{s-1} \cdot \sum_{v_i} (\mathcal{R}_{v_i})^s. \quad (12.19)$$

We derive the above by applying Hölder inequality to (12.16).

In light of the above two inequalities and (12.15), for vertex  $v$  at level  $0 < h \leq \ell - 1$ , we get

$$(\mathcal{R}_v)^s \leq \Delta^{s-1} \cdot \sum_{Q \in \mathcal{E}_{A,k}} \mathbf{q}^s(Q) \cdot \delta^{\ell-h-1} \cdot |A(Q, \ell) \cap T_v|.$$

For the single child of the root of  $T$ , vertex  $\pi$ , the above implies

$$\begin{aligned} (\mathcal{R}_\pi)^s &\leq \Delta^{s-1} \cdot \delta^{\ell-2} \cdot \sum_{Q \in \mathcal{E}_{A,k}} \mathbf{q}^s(Q) \cdot |A(Q, \ell)| \\ &= \Delta^{s-1} \cdot \left(\frac{1-\varepsilon}{\rho}\right)^{\ell-2} \cdot \left(Z^{(\ell)} \cdot \mathbf{q}^s\right)(P). \end{aligned} \quad (12.20)$$

The last equation follows from the definition of matrix  $Z^{(\ell)}$  and recalling that  $\delta = \frac{1-\varepsilon}{\rho}$ . Since the root of  $T$  has only vertex  $\pi$  as a child and  $\ell \geq 2k$ , we use that  $A(Q, \ell) \cap T_\pi = A(Q, \ell)$ .

Furthermore, it is not hard to verify that

$$\mathcal{R}_{\text{root}} \leq \max_{e_a, e_b \in T} \left\{ \psi(e_a) \cdot \frac{|\alpha_P(e_b)|}{\psi(e_b)} \right\} \cdot \mathcal{R}_\pi .$$

Our assumption about the  $(s, \delta, c)$ -potential, i.e., the boundedness property, implies that

$$\begin{aligned} (\mathcal{R}_{\text{root}})^s &\leq c^s \cdot (\mathcal{R}_\pi)^s = c^s \cdot \Delta^{s-1} \cdot \left( \frac{1-\varepsilon}{\rho} \right)^{\ell-2} \cdot \left( \mathbf{Z}^{(\ell)} \cdot \mathbf{q}^s \right) (P) \\ &\leq c^s \left( \frac{1-\varepsilon}{\rho} \right)^{-2} \cdot \Delta^{s-1} \cdot (1 - \varepsilon/3)^\ell \cdot \mathbf{g}_{\mathbf{q}, \ell}^s(P) , \end{aligned} \quad (12.21)$$

where for the second equality, we use (12.20) and the last equality follows from the definition of  $\mathbf{g}_{\mathbf{q}, \ell}$ .

We get (12.13) by plugging (12.21) into (12.17) and setting  $\widehat{c}_2 = c^s \cdot \Delta^{s-1} \cdot \left( \frac{1-\varepsilon}{\rho} \right)^{-2}$ .

All the above conclude the proof of Proposition 12.3.  $\square$

*Proof Claim 12.4.* Recall that the definition of  $\mathbf{f}_{\mathbf{q}, \ell}$  implies that, for any  $P \in \mathcal{E}_{\Lambda, k}$ , we have

$$\mathbf{f}_{\mathbf{q}, \ell}(P) = \mathbf{q}(Q) \cdot \sum_W \prod_{e \in W} |\alpha_{P, Q}(e)| ,$$

where  $W$  varies over the paths from the root to the vertices in  $\mathbf{A}(Q, \ell)$  in tree  $T_{P, Q}$ .

Proposition 12.2 implies that there exists  $\widehat{c}_1 > 0$  such that

$$\begin{aligned} \mathbf{f}_{\mathbf{q}, \ell}(P) &\leq \widehat{c}_1^{1/s} \cdot (1 + \varepsilon/3)^{\ell/s} \mathbf{q}(Q) \cdot \sum_W \prod_{e \in W \setminus \{\ell_\ell\}} |\alpha_P(e)| \\ &= \widehat{c}_1^{1/s} \cdot (1 + \varepsilon/3)^{\ell/s} \cdot \mathbf{z}_{\mathbf{q}, \ell}(P) . \end{aligned}$$

Claim 12.4 follows.  $\square$

### 13. PROOF OF THE RESULTS IN SECTION 12.1

**13.1. Proof of Proposition 12.1.** We start with the following claim.

**Claim 13.1.** *For any edge  $f$  in  $T_P$ , at distance  $> 10$  from  $\mathbf{A}_P$ , the following is true: if  $\alpha(f) = 0$ , then  $\alpha_P(f) = 0$ .*

Claim 13.1 implies that (12.1) is true when  $\alpha(f) = 0$ .

For the rest of the proof, we consider  $\alpha(f) \neq 0$ . Let  $f = \{v, x\}$  while w.l.o.g. assume that  $v$  is a child of  $x$ . Also, let  $v_1, \dots, v_d$  be the children of  $v$  in  $T_P$ .

According to (5.12), we have  $\alpha(f) = \Phi_d(R_{v_1}^{M, \sigma}, \dots, R_{v_d}^{M, \sigma})$  and similarly  $\alpha_P(f) = \Phi_d(\widehat{R}_{v_1}^{L, \eta}, \dots, \widehat{R}_{v_d}^{L, \eta})$ , where function  $\Phi_d : \mathbb{R}^d \rightarrow \mathbb{R}$  is such that

$$\mathbf{x} \mapsto \frac{(\beta\gamma - 1) \cdot F_d(\mathbf{x})}{(\beta \cdot F_d(\mathbf{x}) + 1)(F_d(\mathbf{x}) + \gamma)} , \quad (13.1)$$

while  $F_d(\mathbf{x}) = F_d(\mathbf{x}_1, \dots, \mathbf{x}_d)$  is defined in (3.2).

Note that the ratios of marginal that we consider for  $\alpha(f)$  are with respect to the Gibbs distribution  $\mu_T^{M, \sigma}$ , whereas, for  $\alpha_P(f)$ , the ratios are with respect to the Gibbs distribution  $\mu_{T_P}^{L, \eta}$ . Recall that  $T = T_{\text{SAW}}(G, u)$ , while  $T_P = T_{\text{SAW}}(G_P, u)$ . The above is well-defined, since every edge  $f$  in  $T_P$  is also in  $T$ .

From the *mean value theorem*, there exists  $\mathbf{z} \in \mathbb{R}^d$  such that

$$\alpha_P(f) = \alpha(f) + \sum_{i=1}^d \frac{\partial}{\partial \mathbf{x}_i} \Phi_d(\mathbf{x}) \Big|_{\mathbf{x}=\mathbf{z}} \cdot \left( \widehat{R}_{v_i}^{L, \eta} - R_{v_i}^{M, \sigma} \right) . \quad (13.2)$$

Our assumptions of  $b$ -boundedness, for fixed  $b > 0$ , and  $\alpha(f) > 0$ , imply that  $\alpha(f)$  is bounded away from zero. Hence, (12.1) is true if the sum on the r.h.s. in (13.2) is sufficiently small.

A standard calculation implies that for  $i = 1, \dots, d$ , we have

$$\frac{\partial}{\partial \mathbf{x}_i} \Phi_d(\mathbf{x}) = \Phi_d(\mathbf{x}) \cdot \frac{\beta\gamma - 1}{(\beta\mathbf{x}_i + 1)(\mathbf{x}_i + \gamma)} \cdot \left( 1 - \frac{1 + \beta\gamma + 2F_d(\mathbf{x})}{\beta\gamma - 1} \cdot \Phi_d(\mathbf{x}) \right). \quad (13.3)$$

Note that  $\frac{\partial}{\partial \mathbf{x}_i} \Phi_d(\mathbf{x})$  is bounded from the above for any  $\mathbf{x} \in [0, \infty]^d$  and  $d \in [\Delta]$ . This follows from the observation that both  $\Phi_d(\mathbf{x})$  and  $F_d(\mathbf{x})$  are bounded for the corresponding ranges of  $\mathbf{x}$  and  $d$ .

It suffices to show that  $|\widehat{R}_{v_i}^{L,\eta} - R_{v_i}^{M,\sigma}|$  is sufficiently small for all  $i = 1, \dots, d$ . Statement (c) in Lemma 8.4 implies that there is a pair of configurations  $\xi_1^{(i)}$  and  $\xi_2^{(i)}$  at  $L \cup A_P$ , which only disagree at  $A_P$ , such that

$$\left| \widehat{R}_{v_i}^{L,\eta} - R_{v_i}^{M,\sigma} \right| \leq \left| \widehat{R}_{v_i}^{L,\xi_1^{(i)}} - \widehat{R}_{v_i}^{L,\xi_2^{(i)}} \right|, \quad (13.4)$$

for  $i = 1, \dots, d$ . Hence, it suffices to show that if edge  $f$  is at a sufficiently large distance  $\ell$  from  $A_P$ , the quantity  $|\widehat{R}_{v_i}^{L,\xi_1^{(i)}} - \widehat{R}_{v_i}^{L,\xi_2^{(i)}}|$  is sufficiently small. To this end, we use the following claim.

**Claim 13.2.** *There are constants  $c_A, c_B > 0$  and  $\ell_0 > 0$ , such that for any vertex  $v$  in tree  $T_P$  which is at distance  $\ell \geq \ell_0$  from  $A_P$ , the following is true:*

*For any two configurations  $\eta_1, \eta_2 \in \{\pm 1\}^{L \cup A_P}$  that differ only at  $A_P$ , we have*

$$|\widehat{R}_v^{L,\eta_1} - \widehat{R}_v^{L,\eta_2}| \leq c_A \cdot \exp(-c_B \cdot \ell), \quad (13.5)$$

where  $\widehat{R}_v^{L,\eta_1}$  and  $\widehat{R}_v^{L,\eta_2}$  are the ratios of marginals at vertex  $v$  with respect to the Gibbs distributions  $\mu_{T_P}^{L,\eta_1}$  and  $\mu_{T_P}^{L,\eta_2}$ , respectively.

Applying Claim 13.2 for vertex  $v_i$  which we assume that its distance from  $A_P$  is sufficiently large, we obtain that  $|\widehat{R}_{v_i}^{L,\eta} - R_{v_i}^{M,\sigma}|$  gets sufficiently small. We conclude that (12.1) is also true for the case where  $\alpha(f) \neq 0$ .

Proposition 12.1 follows.  $\square$

**13.1.1. Proof of Claim 13.1.** In this proof, we identify  $T_P = T_{\text{SAW}}(G_P, u)$  as a subtree of  $T = T_{\text{SAW}}(G, u)$ . In many cases, we treat the vertices and edges of  $T_P$  as vertices and edges of  $T$ . This should not create any confusion.

W.l.o.g. let edge  $f$  in  $T_P$  be such that  $f = \{v, x\}$ . Also, let  $F$  be the set of vertices that consists of  $v, x$  and their child in  $T$ .

Our assumption for  $b$ -boundedness, for fixed  $b > 0$ , implies that for edge  $f$  in  $T_P$ , we either have  $\alpha(f) = 0$ , or  $\alpha(f)$  is bounded away from zero. The same holds for  $\alpha_P(f)$ . Furthermore, we have  $\alpha(f) = 0$  (resp.  $\alpha_P(f) = 0$ ) only if at least one of the vertices in  $F$  has a pinning under  $\mu_T^{M,\sigma}$  (resp.  $\mu_{T_P}^{L,\eta}$ ).

At this point, the reader might object that (5.12) implies that  $\alpha(f) = 0$  is only when  $v$  or  $x$  have a pinning. However, for the case where the parameter of the Gibbs distribution  $\beta = 0$ , it is possible that pinning one of the children of  $v$  or  $x$  we get  $\alpha(f) = 0$  (or  $\alpha_P(f) = 0$ ).

Recall from Lemma 8.4 that the pinnings imposed by  $\mu_T^{M,\sigma}$  and  $\mu_{T_P}^{L,\eta}$  on the vertices in  $T_P$  differ only on the vertices in  $L \setminus M \subseteq A_P$ .

Taking  $f$  at a sufficiently large distance from  $A_P$ , e.g., at least 10, the two distributions  $\mu_T^{M,\sigma}$  and  $\mu_{T_P}^{L,\eta}$  impose the same pinnings to the vertices in set  $F$ . This leads us to conclude that if  $\alpha(f) = 0$ , this is because  $\mu_T^{M,\sigma}$  fixes the configuration of a vertex in  $F$ . But then,  $\mu_{T_P}^{L,\eta}$  imposes identical pinning to  $F$ . Hence, we also have  $\alpha_P(f) = 0$ .

All the above conclude the proof of Claim 13.1.

13.1.2. *Proof of Claim 13.2.* In this proof, we identify  $T_P = T_{\text{SAW}}(G_P, u)$  as a subtree of  $T = T_{\text{SAW}}(G, u)$ . In many cases, we treat the vertices and edges of  $T_P$  as vertices and edges of  $T$ . This should not create any confusion.

Firstly, we upper bound the number of paths in  $T_P$  from vertex  $v$  to the vertices in  $A_P$  as a function of  $\ell$ , the distance of  $v$  from the set. If  $v$  is a copy of vertex  $\hat{v}$  in  $G_P$ , then, the paths from  $v$  to  $A_P$  correspond to the self-avoiding walks from  $\hat{v}$  to the set of vertices  $P \cup S_P$ . Letting  $K(\ell)$  be the number of these walks. We assume that  $\ell \geq \ell_0$  for a large constant  $\ell_0$ , e.g.,  $\ell_0 > 100k$ .

Note that  $K(\ell)$  is upper bounded by the number of self-avoiding walks in  $G$  from vertex  $\hat{v}$  to  $P$ . Furthermore, since each self-avoiding path of length  $\ell > k$  is a  $k$ -non-backtracking we have

$$K(\ell) \leq \sum_{W, Q} H_{G, k}^{\ell-k}(W, Q) . \quad (13.6)$$

Variable  $W$  varies over the self-avoiding walks in  $G$ , which are of length  $k$  and emanate from vertex  $v$ . Variable  $Q$  varies over the self-avoiding walks in  $G$ , which are of length  $k$ , and the last vertex is in  $P$ . The exponent  $\ell - k$  has to do with how we measure distance between  $k$ -non-backtracking walks with  $H_{G, k}$ .

A crude estimation implies that the number of summands in (13.6) is  $\leq (k+2) \cdot \Delta^k$ . We have

$$K(\ell) \leq (k+2) \cdot \Delta^k \cdot \max_{W, Q} \{H_{G, k}^{\ell-k}(W, Q)\} . \quad (13.7)$$

Furthermore, Claims 5.7 and 5.8 imply that for any  $\zeta \in (0, 1)$ , there exists integer  $\hat{r}_0 = \hat{r}_0(N, \Delta, k, \zeta) > 1$  such that for any  $r \geq \hat{r}_0$  we have

$$H_{G, k}^r(W, Q) \leq ((1 + \zeta) \cdot \rho)^r . \quad (13.8)$$

Recall that  $\|(H_{G, k})^N\|_2^{1/N} = \rho$ . Combining (13.7) and (13.8), for  $\ell \geq \max\{\hat{r}_0, k\}$ , we have

$$K(\ell) \leq (k+1) \cdot \Delta^k \cdot ((1 + \zeta) \cdot \rho)^{\ell-k} . \quad (13.9)$$

We choose  $\zeta$  such that  $\zeta = (1 + \varepsilon/2)(1 - \varepsilon/2)$ , where  $\varepsilon$  is from the parameter  $\delta$  of the  $(s, \delta, c)$ -potential function  $\Psi$ . We choose  $\ell_0$  to be the maximum between the quantities  $2\varepsilon^{-1} \log((k+2) \cdot \Delta^k)$  and  $\hat{r}_0$ . With our choices of  $\zeta$  and  $\ell_0$ , for any  $\ell \geq \ell_0$ , we have  $K(\ell) \leq ((1 + \varepsilon/2) \cdot \rho)^\ell$ .

With the above in mind, standard arguments imply that for (13.5), it suffices to show that there exists a differentiable, increasing potential function  $Z : [-\infty, +\infty] \rightarrow (-\infty, +\infty)$  such that

$$\phi(F(\mathbf{z})) \sum_{i=1}^d \frac{1}{\phi(\mathbf{z}_i)} \cdot \left. \frac{\partial}{\partial \mathbf{x}_i} F(\mathbf{x}) \right|_{\mathbf{x}=\mathbf{z}} \cdot \mathbf{m}_i \leq \left( \frac{1 - \varepsilon}{\rho} \right)^{1/s} \|\mathbf{m}\|_s , \quad (13.10)$$

where  $\phi = Z'$ . Using arguments from [10], we conclude that (13.10) is true by using  $Z = \Psi \circ \log$ , where  $\Psi$  is the  $(s, \delta, c)$ -potential function. Claim 13.2 follows.  $\square$

**13.2. Proof of Proposition 12.2.** We focus on path  $W = e_1, \dots, e_\ell$  from the root of  $T_P = T_{\text{SAW}}(G_P, u)$  to a copy of vertex  $w$ . We define  $W$  in terms of its edges.

Recall that  $\{\alpha(e)\}$  are induced by the Gibbs distribution  $\mu_T^{M, \sigma}$ , whereas, for  $\{\alpha_P(e)\}$  are induced by the Gibbs distribution  $\mu_{T_P}^{L, \eta}$ . Also, recall the tree  $T = T_{\text{SAW}}(G, u)$ . From Lemma 8.4, we have that the pinnings imposed by  $\mu_T^{M, \sigma}$  and  $\mu_{T_P}^{L, \eta}$  on the vertices in  $T_P$  differ only on the vertices in  $L \setminus M$ .

Let  $\alpha_{\min}$  be the minimum of  $\{|\alpha_P(e)|, |\alpha(e)|\}$ , where  $e$  varies over all the edges in  $T_P$  such that  $\alpha_P(e), \alpha(e) > 0$ . Similarly, we define  $\alpha_{\max}$  to be the maximum of  $\{|\alpha_P(e)|, |\alpha(e)|\}$  over the same set of edges.

It is an easy exercise to show that our assumption  $b$ -marginal boundedness, for fixed  $b > 0$ , implies that  $\alpha_{\min}$  and  $\alpha_{\max}$  are bounded away from zero.

Consider  $\ell_0$  as specified in Proposition 12.1. Let set  $K$  consist of the edges  $e_i \in W$  such that  $i \neq \ell$  and  $\text{dist}(e_i, A_P) < \ell_0$ . Similarly, let set  $R$  consist of the edges  $e_i \in W$  such that  $i \neq \ell$  and  $\text{dist}(e_i, A_P) \geq \ell_0$ .

We have

$$\prod_{i=1}^{\ell} |\alpha_P(e_i)| = |\alpha_P(e_\ell)| \times \prod_{e_i \in K} |\alpha_P(e_i)| \times \prod_{e_i \in R} |\alpha_P(e_i)| . \quad (13.11)$$

For our subsequent arguments, we use the following claim.

**Claim 13.3.** *For  $W = e_1, \dots, e_\ell$  and  $\{\alpha_P(e_i)\}, \{\alpha(e_i)\}$ , the following is true:*

- (a) *if  $\alpha_P(e_i) \neq 0$ , then we have  $\alpha(e_i) \neq 0$ , for  $1 \leq i < \ell$ ,*
- (b) *it is possible that  $\alpha_P(e_\ell) \neq 0$ , while  $\alpha(e_\ell) = 0$ .*

For an edge  $e_i \in K$ , we cannot use the guarantees of Proposition 12.1. However, we have

$$|\alpha_P(e_i)| \leq \frac{\alpha_{\max}}{\alpha_{\min}} \cdot |\alpha(e_i)| \leq (1 + \varepsilon/3)^{1/s} \cdot \frac{\alpha_{\max}}{\alpha_{\min}} \cdot |\alpha(e_i)| . \quad (13.12)$$

We use proposition (a) in Claim 13.3 for the first inequality. The second inequality is trivially true, i.e., since  $1 < (1 + \varepsilon/2)^{1/s}$  for  $\varepsilon, s > 0$ .

By proposition (a) in Claim 13.3, we cannot have (13.12) for  $\alpha_P(e_\ell)$ , since it is possible that  $\alpha_P(e_\ell) > 0$  and  $\alpha(e_\ell) = 0$ . We use the standard bound

$$|\alpha_P(e_\ell)| \leq 1 . \quad (13.13)$$

Proposition 12.1 implies that, for every  $e_i \in R$ , we have

$$|\alpha_P(e_i)| \leq (1 + \varepsilon/3)^{1/s} \cdot |\alpha(e_i)| . \quad (13.14)$$

Plugging (13.14), (13.13) and (13.12) into (13.11), we get

$$\prod_{i=1}^{\ell} |\alpha_P(e_i)| \leq \left( \frac{\alpha_{\max}}{\alpha_{\min}} \right)^{|K|} \cdot \prod_{i=1}^{\ell-1} (1 + \varepsilon/3)^{1/s} \cdot |\alpha(e_i)| . \quad (13.15)$$

As far as the cardinality of set  $K$  is concerned, we use the following claim.

**Claim 13.4.** *There are at most  $(k+1) \cdot \Delta^{\ell_0+1}$  edges in path  $W$  that are at distance  $< \ell_0$  from set  $A_P$ .*

The above implies that  $|K| \leq (k+1) \cdot \Delta^{\ell_0+1}$ . Hence, Proposition 12.2 follows from (13.15) and setting  $\hat{c}_1 = \left( \frac{\alpha_{\max}}{\alpha_{\min}} \right)^{(k+1) \cdot \Delta^{\ell_0+1}}$ .  $\square$

*Proof of Claim 13.3.* We let  $e_i = \{x_i, z_i\}$  while we assume that  $x_i$  is the child of  $z_i$ , for all  $i = 1, \dots, \ell$ . Also, let  $F_i$  be the set of vertices that consists of  $x_i, z_i$  and their child in  $T_P$ . Recall that  $T_P = T_{\text{SAW}}(G_P, u)$ . In our discussion below, we identify  $T_P$  as a subtree of  $T = T_{\text{SAW}}(G, u)$ .

Furthermore, we have the following observations:

- (a) Lemma 8.4 implies that  $M \cap T_P \subseteq L$ ,
- (b) for  $e_\ell \in W$ , it is possible that  $x_\ell$  has a child in  $M$ .

With similar arguments to those we use in the proof of Claim 13.1, we have  $\alpha(e_i) = 0$  (resp.  $\alpha_P(e_i) = 0$ ) only if at least one vertex in  $F_i$  has a fixed configuration under  $\mu_T^{M, \sigma}$  (resp.  $\mu_{T_P}^{L, \eta}$ ). Then, the fact that  $e_i \in T_P$  and point (a) imply that for  $i \neq \ell$ , if  $\alpha_P(e_i) \neq 0$ , then we also have that  $\alpha(e_i) \neq 0$ .

For  $e_\ell$ , we have to be cautious. We have that  $x_\ell \in T_P$ , but it is possible that this vertex has children which only belong to  $T$ , i.e., outside  $T_P$ . This observation, combined with point (b), implies that, for Gibbs distributions with parameter  $\beta = 0$ , it is possible that  $\alpha_P(e_\ell) \neq 0$ , while  $\alpha(e_\ell) = 0$ . This happens if the child of  $x_\ell$  in  $M$  determines the configuration of its parent with probability 1.

All the above conclude the proof of Claim 13.3.  $\square$

*Proof of Claim 13.4.* We say that edge  $e = \{x, z\}$  in  $T$  is a copy of edge  $f = \{y, s\}$  in  $G$  if  $x$  is a copy of vertex  $y$  and  $z$  is a copy of vertex  $s$ .

We note that the vertices in  $A_P$  are copies of the vertices in  $P$ , while  $|P| = k + 1$ . From each vertex in  $P$ , in graph  $G$ , there are at most  $\Delta^{\ell+1}$  edges at distance  $\ell$ . Hence, the total number of edges at distance  $< \ell_0$  from  $P$  is at most  $(k + 1) \cdot \Delta^{\ell_0+1}$ .

The claim follows by noting that each one of these, at most  $(k + 1) \cdot \Delta^{\ell_0+1}$  edges can have at most one copy in path  $W$ .  $\square$

#### 14. PROOF OF RAPID MIXING RESULTS IN SECTION 1 - HARD-CORE MODEL

We start by introducing the potential function  $\Psi$ . We define  $\Psi$  in terms of  $\chi = \Psi'$ . We have that

$$\chi : \mathbb{R}_{>0} \rightarrow \mathbb{R} \quad \text{such that} \quad y \mapsto \sqrt{\frac{e^y}{1 + e^y}} , \quad (14.1)$$

while  $\Psi(0) = 0$ .

The potential function  $\Psi$  was proposed -in a more general form- in [10]. It is standard to show that  $\Psi$  is well-defined, e.g., see [10]. Later in our analysis, we need to use certain results from [36], which (essentially) use another, but closely related, potential function from [28]. We postpone this discussion until later.

For any given  $\lambda > 0$ , we define, implicitly, the function  $\Delta_c(\lambda)$  to be the positive number  $z > 1$  such that  $\frac{z^z}{(z-1)^{(z+1)}} = \lambda$ . From its definition it is not hard to see that  $\Delta_c(\cdot)$  is the inverse map of  $\lambda_c(\cdot)$ , i.e., we have that  $\Delta_c(x) = \lambda_c^{-1}(x)$ . In that respect,  $\Delta_c(x)$  is well-defined as  $\lambda_c(x)$  is monotonically decreasing in  $x$ .

**Theorem 14.1.** *For  $\lambda > 0$ , let  $\Delta_c = \Delta_c(\lambda)$ . The function  $\Psi$  defined in (14.1) is a  $(s, \delta, c)$ -potential function such that*

$$s^{-1} = 1 - \frac{\Delta_c - 1}{2} \log \left( 1 + \frac{1}{\Delta_c - 1} \right) , \quad \delta \leq \frac{1}{\Delta_c} \quad \text{and} \quad c \leq \frac{\lambda}{1 + \lambda} . \quad (14.2)$$

The proof of Theorem 14.1 appears in Section 16. We also have the following claim.

**Claim 14.2.** *For  $\varepsilon \in (0, 1)$ ,  $R \geq 2$  and  $0 < \lambda < (1 - \varepsilon)\lambda_c(R)$  the following is true: There is  $0 < z < 1$ , which only depend on  $\varepsilon$ , such that for  $\Delta_c = \Delta_c(\lambda)$ , we have*

$$\frac{1 - z}{R} \geq \frac{1}{\Delta_c} \quad \text{and} \quad \frac{\lambda}{1 + \lambda} < \frac{e^3}{R} . \quad (14.3)$$

Claim 14.2 follows from elementary calculations, for its proof see Appendix A.5.

**14.1. Proof of Theorem 1.3.** Combining Theorem 14.1, Theorem 3.6 and Claim 14.2 with our assumption about  $\Delta$  and  $\varrho$  being  $\Theta(1)$ , we get the following: for any  $\Lambda \subset V$  and  $\tau \in \{\pm 1\}^\Lambda$ , we have

$$\rho \left( \mathcal{I}_G^{\Lambda, \tau} \right) = O(1) .$$

Furthermore, our assumptions about  $\lambda$  imply that  $\mu$  is  $b$ -marginally bounded, for fixed  $b > 0$ .

Considering all the above, Theorem 1.3 follows as a corollary from Theorem 5.6.  $\square$

**14.2. Proof of Theorem 1.2.** Combining Theorem 14.1, Theorem 3.7 and Claim 14.2 with our assumption that  $\Delta$  and  $\rho$  being  $\Theta(1)$  we get the following: for any  $\Lambda \subset V$  and  $\tau \in \{\pm 1\}^\Lambda$ , we have

$$\rho \left( \mathcal{I}_G^{\Lambda, \tau} \right) = O(1) .$$

Furthermore, our assumptions about  $\lambda$  imply that  $\mu$  is  $b$ -marginally bounded, for fixed  $b > 0$ .

Considering all the above, Theorem 1.2 follows as a corollary from Theorem 5.6.  $\square$

**14.3. Proof of Theorem 1.1.** To prove Theorem 1.1, we use the following proposition.

**Proposition 14.3.** *For integers  $k, N > 0$  and graph  $G = (V, E)$ , we have that  $\|(\mathbf{H}_{G,k})^N\|_2 \leq (\mathbf{d}_k)^{N+1}$ .*

The proof of Proposition 14.3 appears in Section 19.3.

Note that  $\lambda_c(x)$  is monotonically decreasing in  $x$ . Given the parameters  $\varepsilon \in (0, 1)$  and  $\mathbf{d}_k$ , let  $z > 0$  be the maximum number such that

$$\lambda_c((1+z)\mathbf{d}_k) \leq (1-\varepsilon/3)\lambda_c(\mathbf{d}_k). \quad (14.4)$$

Furthermore, Proposition 14.3 implies that there exists  $M = M(z, \mathbf{d}_k)$  such that for any  $N \geq M$ , we have

$$\|(\mathbf{H}_{G,k})^N\|_2^{1/N} \leq (\mathbf{d}_k)^{\frac{N+1}{N}} \leq (1+z)\mathbf{d}_k. \quad (14.5)$$

For  $\rho = \|(\mathbf{H}_{G,k})^M\|_2^{1/M}$ , and  $\hat{z} = \frac{\varepsilon}{3}$ , Theorem 1.2 implies that there is a constant  $C > 0$ , such that Glauber dynamics on the Hard-core model on  $G$  has mixing time at most  $Cn \log n$  for any  $\lambda < (1-\hat{z})\lambda_c(\rho)$ .

In light of the above observation, Theorem 1.1 follows by noting that (14.4) implies that  $(1-\hat{z})\lambda_c(\rho) \leq (1-\varepsilon)\lambda_c(\mathbf{d}_k)$ .  $\square$

## 15. PROOF OF RESULTS IN SECTION 1.1 - ISING MODEL

For  $d > 0$ , consider the functions  $H_d$  and  $h(\cdot)$  defined in (3.3) and (3.4), respectively. For the Ising model, these correspond to the following functions: we have  $H_d : [-\infty, +\infty]^d \rightarrow [-\infty, +\infty]$  such that

$$(x_1, \dots, x_d) \mapsto \log \lambda + \sum_{i \in [d]} \log \left( \frac{\beta \exp(x_i) + 1}{\exp(x_i) + \beta} \right). \quad (15.1)$$

Since  $\frac{\partial}{\partial x_i} H_d(x_1, \dots, x_d) = h(x_i)$ , we have that

$$h(x) = -\frac{(1-\beta^2)\exp(x)}{(\beta \exp(x) + 1)(\exp(x) + \beta)}. \quad (15.2)$$

The following is a folklore result.

**Lemma 15.1.** *For any  $\varepsilon \in (0, 1)$ ,  $d > 0$ ,  $R > 1$  and  $\beta \in \mathbb{U}_{\text{Ising}}(R, \varepsilon)$  we have*

$$\sup_{\mathbf{y}} \|\nabla H_d(\mathbf{y})\|_\infty \leq \frac{1-\varepsilon}{R}. \quad (15.3)$$

For the sake of our paper being self-contained, we present a proof of Lemma 15.1 in Appendix A.4.

**15.1. Proof of Theorem 1.7.** Lemma 15.1 implies the following: for any  $\beta \in \mathbb{U}_{\text{Ising}}(\varrho, \varepsilon)$ , the set of functions  $\{H_d\}_{d \in [\Delta]}$  specified in (15.1) exhibits  $\left(\frac{1-\varepsilon}{\varrho}\right)$ -contraction. That is,

$$\sup_{\mathbf{y}} \|\nabla H_d(\mathbf{y})\|_\infty \leq \frac{1-\varepsilon}{\varrho} \quad \forall d \in [\Delta].$$

The above, combined with Theorem 3.2 imply that for  $A \subset V$  and  $\tau \in \{\pm 1\}^A$ , the pairwise influence matrix  $\mathcal{I}_G^{A, \tau}$ , induced by  $\mu$ , satisfies that

$$\rho(\mathcal{I}_G^{A, \tau}) \leq \varepsilon^{-1}.$$

Furthermore, our assumptions about  $\beta$  and  $\lambda$  imply that  $\mu$  is  $b$ -marginally bounded, for fixed  $b > 0$ .

Considering all the above, Theorem 1.7 follows as a corollary from Theorem 5.6.  $\square$

**15.2. Proof of Theorem 1.6.** The proof of Theorem 1.6 is not that different from that of Theorem 1.7.

For our choice of  $\beta, \lambda$ , Lemma 15.1 implies  $\left(\frac{1-\varepsilon}{\rho}\right)$ -contraction, i.e.,

$$\|\nabla H_d(y_1, y_2, \dots, y_d)\|_\infty \leq (1 - \varepsilon)/\rho \quad \forall d \in [\Delta] .$$

The above, combined with Theorem 3.4 imply that for  $\Lambda \subseteq V$  and  $\tau \in \{\pm 1\}^\Lambda$ , the pairwise influence matrix  $\mathcal{I}_G^{\Lambda, \tau}$ , induced by  $\mu$ , satisfies that

$$\rho(\mathcal{I}_G^{\Lambda, \tau}) \leq \widehat{C} \cdot \varepsilon^{-1} ,$$

for fixed number  $\widehat{C} > 0$ . Clearly, we have  $\rho(\mathcal{I}_G^{\Lambda, \tau}) \in O(1)$ . Furthermore, our assumptions about  $\beta$  and  $\lambda$  imply that  $\mu$  is  $b$ -marginally bounded, for fixed  $b > 0$ .

Considering all the above, Theorem 1.6 follows as a corollary from Theorem 5.6.  $\square$

**15.3. Proof of Theorem 1.5.** The proof of Theorem 1.5 is conceptually similar to Theorem 1.1. We are using Proposition 14.3 once more in this proof.

For  $z < \widehat{z}$ , we have  $\mathbb{U}_{\text{Ising}}(\widehat{z}, \delta) \subseteq \mathbb{U}_{\text{Ising}}(z, \delta)$ . Similarly, for  $\delta < \widehat{\delta}$ , we have  $\mathbb{U}_{\text{Ising}}(z, \widehat{\delta}) \subseteq \mathbb{U}_{\text{Ising}}(z, \delta)$ . Given the parameters  $\varepsilon \in (0, 1)$  and  $\mathbf{d}_k$ , let  $z > 0$  be the maximum number such that

$$\mathbb{U}_{\text{Ising}}(\mathbf{d}_k, \varepsilon) \subseteq \mathbb{U}_{\text{Ising}}((1+z)\mathbf{d}_k, \varepsilon/3) . \quad (15.4)$$

Furthermore, Proposition 14.3 implies that there exists  $M = M(z, \mathbf{d}_k)$  such that for any  $N \geq M$ , we have

$$\|(H_{G,k})^N\|_2^{1/N} \leq (\mathbf{d}_k)^{\frac{N+1}{N}} \leq (1+z)\mathbf{d}_k . \quad (15.5)$$

For  $\rho = \|(H_{G,k})^M\|_2^{1/M}$ , and  $\widehat{z} = \frac{\varepsilon}{3}$ , Theorem 1.5 implies that there is a constant  $C > 0$ , such that Glauber dynamics on the Ising model on  $G$  has mixing time at most  $Cn \log n$  for any  $\lambda > 0$  and  $\beta \in \mathbb{U}_{\text{Ising}}(\rho, \widehat{z})$ .

In light of the above observation, Theorem 1.5 follows by noting that (15.4) implies that  $\mathbb{U}_{\text{Ising}}(\mathbf{d}_k, \varepsilon) \subseteq \mathbb{U}_{\text{Ising}}(\rho, \widehat{z})$ .  $\square$

## 16. PROOF OF THEOREM 14.1

Recall that the ratio of Gibbs marginals  $R_x^{\Lambda, \tau}$ , defined in Section 3, is possible to be equal to zero, or  $\infty$ . Typically, this happens if the vertex  $x$  with respect to which we consider the ratio is pinned, i.e.,  $x \in \Lambda$ , or has a neighbour in  $\Lambda$ . When we deal with the Hard-core model, there is a standard way to avoid these infinities and zeros in our calculations and make the derivation much simpler.

Suppose we have the Hard-core model with fugacity  $\lambda > 0$  on a tree  $T$ , while at the set of vertices  $\Lambda$  we have a pinning  $\tau$ . Then, it is elementary that this distribution is identical to the Hard-core model with the same fugacity on the tree (or forest)  $T'$  which is obtained from  $T$  by removing every vertex  $w$  which either belongs to  $\Lambda$ , or has a neighbour  $u \in \Lambda$  such that  $\tau(u) = 1$ .

From now on, for the instances we consider, assume that we have applied the above steps and removed any pinnings.

It is useful to write down the functions that arise from the tree recursions in Section 3, specifically for the Hard-core model with fugacity  $\lambda$ . Recall that, in this case, we have  $\beta = 0$  and  $\gamma = 1$ . In the following definitions, we assume that there are no pinnings.

For integer  $d \geq 1$ , we have that  $F_d : \mathbb{R}_{>0}^d \rightarrow (0, \lambda)$  such that

$$(x_1, \dots, x_d) \mapsto \lambda \prod_{i \in [d]} \frac{1}{x_i + 1} . \quad (16.1)$$

We also define  $F_{d, \text{sym}} : \mathbb{R}_{>0}^d \rightarrow (0, \lambda)$  the *symmetric* version of the above function, that is

$$x \mapsto F_d(x, x, \dots, x) . \quad (16.2)$$

We also have  $H_d : \mathbb{R}^d \rightarrow \mathbb{R}$  such that

$$(x_1, \dots, x_d) \mapsto \log \lambda + \sum_{i \in [d]} \log \left( \frac{1}{\exp(x_i) + 1} \right) . \quad (16.3)$$

For  $\frac{\partial}{\partial x_i} H_d(x_1, \dots, x_d) = h(x_i)$ , we have  $h : \mathbb{R} \rightarrow \mathbb{R}$  such that

$$x \mapsto -\frac{e^{x_i}}{e^{x_i} + 1} . \quad (16.4)$$

Finally, the set of log-ratios  $J$ , defined in (3.5), satisfies that

$$J = (-\infty, \log(\lambda)) . \quad (16.5)$$

Set  $S_\Psi$ , i.e., the image of  $\Psi$ , satisfies  $S_\Psi = (-\infty, \infty)$ .

To prove Theorem 14.1, we need to show that  $\Psi$  satisfies the contraction and the boundedness conditions, for appropriate parameters.

We start with the *contraction*. For any integer  $d > 0$ , we let  $\mathcal{R}_d : \mathbb{R}^d \times \mathbb{R}^d \rightarrow \mathbb{R}$  be such that for  $\mathbf{m} \in \mathbb{R}_{\geq 0}^d$ , and  $\mathbf{y} \in \mathbb{R}^d$  we have that

$$\mathcal{R}_d(\mathbf{m}, \mathbf{y}) = \chi(H_d(\mathbf{y})) \sum_{j=1}^d \frac{|h(\mathbf{y}_j)|}{\chi(\mathbf{y}_j)} \times \mathbf{m}_j ,$$

where recall that  $\chi = \Psi'$ .

The following result implies that  $\Psi$  satisfies the contraction condition with the appropriate parameters.

**Proposition 16.1** (contraction). *For  $\delta$  and  $s$  as defined in Theorem 14.1, the following is true: for any integer  $d > 0$ , for  $\mathbf{m} \in \mathbb{R}_{\geq 0}^d$ , we have*

$$\sup_{\mathbf{y} \in (Q_\Psi)^d} \{\mathcal{R}_d(\mathbf{m}, \mathbf{y})\} \leq \delta^{\frac{1}{s}} \cdot \|\mathbf{m}\|_s , \quad (16.6)$$

where  $Q_\Psi \subseteq \mathbb{R}$  contains every  $y \in \mathbb{R}$  such that there is  $\tilde{y} \in S_\Psi$  for which we have  $y = \Psi^{-1}(\tilde{y})$ .

The proof of Proposition 16.1 appears in Section 16.1.

We now focus on establishing the *boundedness* property of  $\Psi$ .

**Lemma 16.2** (boundedness). *We have that  $\max_{y_1, y_2 \in J} \left\{ \chi(y_2) \cdot \frac{|h(y_1)|}{\chi(y_1)} \right\} \leq \frac{\lambda}{1+\lambda}$ .*

*Proof.* Using the definitions of the functions  $\chi$  and  $h$  from (16.8) and (16.4), respectively, we have

$$\max_{y_1, y_2 \in J} \left\{ \chi(y_2) \cdot \frac{|h(y_1)|}{\chi(y_1)} \right\} = \max_{y_1, y_2 \in J} \left\{ \sqrt{h(y_1)h(y_2)} \right\} = \max_{y_1, y_2 \in J} \left\{ \sqrt{\frac{e^{y_1}}{1+e^{y_1}} \frac{e^{y_2}}{1+e^{y_2}}} \right\} = \frac{\lambda}{1+\lambda} .$$

The last inequality follows from the observation that the function  $g(x) = \frac{e^x}{1+e^x}$  is increasing in  $x$ , while, from (16.5), we have that  $e^{y_1}, e^{y_2} \leq \lambda$ . The claim follows.  $\square$

In light of Proposition 16.1 and Lemma 16.2, Theorem 14.1 follows.  $\square$

**16.1. Proof of Proposition 16.1.** The proposition follows by using results from [36]. However, in order to apply these results, we need to bring  $\mathcal{R}_d(\mathbf{m}, \mathbf{y})$  into an appropriate form.

For any  $d > 0$ , we let  $\mathcal{J}_d : \mathbb{R}_{\geq 0}^d \times \mathbb{R}_{\geq 0}^d \rightarrow \mathbb{R}$  be such that for  $\mathbf{m} \in \mathbb{R}_{\geq 0}^d$  and  $\mathbf{z} \in \mathbb{R}_{\geq 0}^d$ , we have

$$\mathcal{J}_d(\mathbf{m}, \mathbf{z}) = \chi(\log F_d(\mathbf{z})) \sum_{j \in [d]} \frac{|h(\log \mathbf{z}_j)|}{\chi(\log \mathbf{z}_j)} \times \mathbf{m}_j .$$

Using the definitions in (16.1) and (16.3), it is elementary to verify that for any  $d > 0$ , for any  $\mathbf{m} \in \mathbb{R}_{\geq 0}^d$ ,  $\mathbf{z} \in \mathbb{R}_{> 0}^d$  and  $\mathbf{y} \in \mathbb{R}^d$  such that  $\mathbf{z}_j = e^{y_j}$ , we have that

$$\mathcal{J}_d(\mathbf{m}, \mathbf{z}) = \mathcal{R}_d(\mathbf{m}, \mathbf{y}) .$$

In light of the above, the proposition follows by showing that

$$\sup_{\mathbf{z} \in \mathbb{R}_{>0}^d} \{\mathcal{J}_d(\mathbf{m}, \mathbf{z})\} \leq \delta^{1/s} \cdot \|\mathbf{m}\|_s . \quad (16.7)$$

In order to prove (16.7), we let  $\psi : \mathbb{R}_{>0} \rightarrow \mathbb{R}$  such that

$$y \mapsto \frac{1}{2} \sqrt{\frac{1}{y(1+y)}} . \quad (16.8)$$

**Claim 16.3.** *For any  $\mathbf{m} \in \mathbb{R}_{\geq 0}^d$  and  $\mathbf{z} \in \mathbb{R}_{>0}^d$ , we have*

$$\mathcal{J}_d(\mathbf{m}, \mathbf{z}) = \psi(F_d(\mathbf{z})) \times \sum_{i \in [d]} \frac{\mathbf{m}_i}{\psi(\mathbf{z}_i)} \left| \frac{\partial}{\partial \mathbf{t}_i} F_d(\mathbf{t}) \right|_{\mathbf{t}=\mathbf{z}} , \quad (16.9)$$

where  $F_d$  and  $\psi$  are defined in (16.1) and (16.8), respectively.

*Proof.* The claim follows by using simple rearrangements. We have that

$$\begin{aligned} \mathcal{J}_d(\mathbf{m}, \mathbf{z}) &= \chi(\log F_d(\mathbf{z})) \sum_{j \in [d]} \frac{|h(\log \mathbf{z}_j)|}{\chi(\log \mathbf{z}_j)} \times \mathbf{m}_j \\ &= \sqrt{\frac{F_d(\mathbf{z})}{1 + F_d(\mathbf{z})}} \sum_{j=1}^d \sqrt{\frac{\mathbf{z}_j}{1 + \mathbf{z}_j}} \times \mathbf{m}_j \\ &= \sqrt{\frac{1}{F_d(\mathbf{z})(1 + F_d(\mathbf{z}))}} \sum_{j=1}^d \sqrt{\mathbf{z}_j(1 + \mathbf{z}_j)} \times \frac{F_d(\mathbf{z})}{1 + \mathbf{z}_j} \times \mathbf{m}_j . \end{aligned} \quad (16.10)$$

In (16.10), we substitute  $\chi$  and  $h$  according to (14.1) and (16.4), respectively. Using the definition of  $\psi$  from (16.8), we get that

$$\mathcal{J}_d(\mathbf{m}, \mathbf{z}) = \psi(F_d(\mathbf{z})) \sum_{j \in [d]} \frac{1}{\psi(\mathbf{z}_j)} \times \frac{F_d(\mathbf{z})}{1 + \mathbf{z}_j} \times \mathbf{m}_j .$$

The above implies (16.9), i.e., note that  $\left| \frac{\partial}{\partial \mathbf{t}_i} F_d(\mathbf{t}) \right| = \frac{F_d(\mathbf{t})}{1 + \mathbf{t}_i}$ , for any  $i \in [d]$ . The claim follows.  $\square$

In light of Claim 16.3, (16.7) follows by showing that for any  $\mathbf{m} \in \mathbb{R}_{\geq 0}^d$  and  $\mathbf{z} \in \mathbb{R}_{>0}^d$  we have that

$$\psi(F_d(\mathbf{z})) \times \sum_{i \in [d]} \frac{\mathbf{m}_i}{\psi(\mathbf{z}_i)} \left| \frac{\partial}{\partial \mathbf{t}_i} F_d(\mathbf{t}) \right|_{\mathbf{t}=\mathbf{z}} \leq \delta^{1/s} \cdot \|\mathbf{m}\|_s . \quad (16.11)$$

From our choice of the potential function, the above follows by using standard results from [36]. For any  $s \geq 1$ ,  $d > 0$  and  $x \geq 0$ , we let the function

$$\Xi(s, d, x) = d^{-1} \cdot \left( \frac{\psi(F_{d,\text{sym}}(x))}{\psi(x)} F'_{d,\text{sym}}(x) \right)^s ,$$

where the functions  $F_{d,\text{sym}}$ ,  $\psi$  are defined in (16.2) and (16.8), respectively.

**Lemma 16.4** ([36]). *For any  $\lambda > 0$ , for integer  $d \geq 1$ , for  $s \geq 1$ , for  $\mathbf{x} \in \mathbb{R}_{>0}^d$  and  $\mathbf{m} \in \mathbb{R}_{\geq 0}^d$ , the following holds: there exists  $\bar{x} > 0$  and integer  $0 \leq k \leq d$  such that*

$$\psi(F_d(\mathbf{x})) \times \sum_{i \in [d]} \frac{\mathbf{m}_i}{\psi(\mathbf{x}_i)} \left| \frac{\partial}{\partial z_i} F_d(\mathbf{z}) \right|_{\mathbf{z}=\mathbf{x}} \leq (\Xi(s, k, \bar{x}))^{1/s} \times \|\mathbf{m}\|_s ,$$

where  $\mathbf{x} = (\mathbf{x}_1, \dots, \mathbf{x}_d)$  and  $\mathbf{m} = (\mathbf{m}_1, \dots, \mathbf{m}_d)$ .

In light of the above lemma, our proposition follows as a corollary from the following result.

**Lemma 16.5** ([36]). *For  $\lambda > 0$ , consider  $\Delta_c = \Delta_c(\lambda)$  and  $F_{\Delta_c, \text{sym}}$  with fugacity  $\lambda$ . Let  $s \geq 1$  be such that*

$$s^{-1} = 1 - \frac{\Delta_c - 1}{2} \log \left( 1 + \frac{1}{\Delta_c - 1} \right) .$$

*For any  $x > 0$ ,  $d > 0$ , we have that  $\Xi(s, d, x) \leq (\Delta_c)^{-1}$ .*

By combining Lemmas 16.4 and 16.5 we get (16.11). This concludes the proof of Proposition 16.1.  $\square$

## 17. PROOF OF THEOREMS 1.4 AND 1.8

The proofs of Theorems 1.4 and 1.8 are almost identical. We only show how to prove Theorem 1.4 and we omit the proof of Theorem 1.8.

For a graph  $G = (V, E)$  and  $\lambda > 0$ , consider the Hard-core model with fugacity  $\lambda$ . We define  $\mathcal{Z}(G, \lambda)$ , the *partition function* of this distribution by

$$\mathcal{Z}(G, \lambda) = \sum_{\sigma} \lambda^{|\sigma|} , \quad (17.1)$$

where  $\sigma$  varies over all the independent sets of  $G$ .

For the proof of Theorem 1.4 we use the following result.

**Theorem 17.1** ([18, 40]). *Unless  $\text{NP} = \text{RP}$ , for the Hard-core model, for all  $\Delta \geq 3$  for all  $\lambda > \lambda_c(\Delta - 1)$  there does not exist an FPRAS for the partition function with fugacity  $\lambda$  for graphs of maximum degree at most  $\Delta$ .*

Theorem 1.2 yields (via [26, 38]) an FPRAS for estimating the partition function  $\mathcal{Z}(G, \lambda)$  with running time  $O^*(n^2)$ , for any  $\lambda \leq (1 - \varepsilon)\lambda_c(\rho)$ . Recall that  $\rho = \|(\mathbf{H}_{G,k})^N\|_2^{1/N}$ . Also, recall that  $O^*(\cdot)$  hides multiplicative  $\log n$ -factors.

The negative part, i.e., the non-existence of FPRAS for  $\lambda \geq (1 + \varepsilon)\lambda_c(\lceil \rho \rceil)$ , follows from Theorem 17.1. For graph  $G$ , such that  $\|(\mathbf{H}_{G,k})^N\|_2^{1/N} = \rho$ , it is standard that  $\Delta \geq \lceil \rho \rceil + 1$ . Then, it suffices to apply Theorem 17.1 for graphs  $G$  such that  $\|(\mathbf{H}_{G,k})^N\|_2^{1/N} = \rho$  and maximum degree at most  $\Delta = \lceil \rho \rceil + 1$ .

The above concludes the proof of Theorem 1.4.

## 18. PROOF OF THEOREM 9.1 AND RELATED RESULTS

**18.1. Proof of Theorem 9.1.** For integer  $k > 0$ , we define the  $\mathcal{E}_{\Lambda, k} \times (V \setminus \Lambda)$  matrix  $\mathcal{F}_{G,k}^{\Lambda, \tau}$  such that, for  $P \in \mathcal{E}_{\Lambda, k}$  and  $u \in V \setminus \Lambda$ , the entry  $\mathcal{F}_{G,k}^{\Lambda, \tau}(P, u)$  is defined as follows:

Letting  $w$  be the starting vertex of walk  $P$ , we have

$$\mathcal{F}_{G,k}^{\Lambda, \tau}(P, u) = 0 , \quad (18.1)$$

if vertices  $u$  and  $w$  are at distance  $< 2k$ .

Consider  $u$  and  $w$  which are at distance  $\geq 2k$ . Let  $\zeta^P$  be the  $P$ -extension of  $\mu_G^{\Lambda, \tau}$ . We have

$$\mathcal{F}_{G,k}^{\Lambda, \tau}(P, u) = \zeta_u^P(+1 \mid (w, +1)) - \zeta_u^P(+1 \mid (w, -1)) , \quad (18.2)$$

where  $\zeta_u^P$  is the marginal of  $\zeta^P$  at vertex  $u$ .

Letting  $\mathcal{I}^P$  be the influence matrix that is induced by  $\zeta^P$ , (18.2) implies

$$\mathcal{F}_{G,k}^{\Lambda, \tau}(P, u) = \mathcal{I}^P(w, u) . \quad (18.3)$$

In light of all the above, Theorem 9.1 follows as a corollary from the following two results.

**Lemma 18.1.** *For  $k > 0$ , there is an  $\mathcal{E}_{\Lambda, k} \times (V \setminus \Lambda)$  matrix  $\mathcal{N}_A$  such that*

$$\mathcal{I}_G^{\Lambda, \tau} = \mathbf{D}_k \cdot \left( \mathcal{N}_A \circ \mathcal{F}_{G,k}^{\Lambda, \tau} \right) + \mathcal{I}_{G, < 2k}^{\Lambda, \tau} , \quad (18.4)$$

where matrices  $\mathcal{I}_{G, < 2k}^{\Lambda, \tau}$  and  $\mathbf{D}_k$  are defined in (9.4) and (9.5), respectively.

Furthermore, there is a fixed number  $C_A > 0$ , which is independent of  $\Lambda$  and  $\tau$ , such that, for any  $P \in \mathcal{E}_{\Lambda,k}$  and any  $v \in V \setminus \Lambda$ , we have  $|\mathcal{N}_A(P, v)| \leq C_A$ .

The proof of Lemma 18.1 appears in Section 18.2.

**Lemma 18.2.** For any  $k > 0$ , there exists an  $\mathcal{E}_{\Lambda,k} \times \mathcal{E}_{\Lambda,k}$  matrix  $\mathcal{N}_B$  such that

$$\mathcal{F}_{G,k}^{\Lambda,\tau} = \left( \mathcal{L}_{G,k}^{\Lambda,\tau} \circ \mathcal{N}_B \right) \cdot \mathbf{C}_k, \quad (18.5)$$

where matrix  $\mathbf{C}_k$  is defined in (9.6).

Furthermore, there is a fixed number  $C_B > 0$ , which is independent of  $\Lambda$  and  $\tau$ , such that, for any  $Q, P \in \mathcal{E}_{\Lambda,k}$ , we have  $|\mathcal{N}_B(P, Q)| \leq C_B$ .

The proof of Lemma 18.2 appears in Section 18.3.

Let  $\mathcal{N}_C$  be the  $\mathcal{E}_{\Lambda,k} \times \mathcal{E}_{\Lambda,k}$  matrix such that for any  $P, Q \in \mathcal{E}_{\Lambda,k}$  the entry  $\mathcal{N}_C(P, Q) = \mathcal{N}_A(P, u)$ , where  $u$  is the starting vertex of  $Q$ .

Then, Theorem 9.1 follows as a corollary from Lemmas 18.1 and 18.2 by taking  $\mathcal{N} = \mathcal{N}_C \circ \mathcal{N}_B$  and setting  $C = C_A \cdot C_B$ .  $\square$

**18.2. Proof of Lemma 18.1.** In this proof we use the properties of extensions from Lemmas 8.1 and 8.2. Also, we abbreviate  $\mathbf{D}_k$ ,  $\mathcal{F}_{G,k}^{\Lambda,\tau}$ ,  $\mathcal{I}_{G,<2k}^{\Lambda,\tau}$  and  $\mathcal{I}_G^{\Lambda,\tau}$  to  $\mathbf{D}$ ,  $\mathcal{F}$ ,  $\mathcal{I}_{<2k}$  and  $\mathcal{I}$ , respectively.

Firstly, we note that the matrices at the two sides of the equation in (18.4) are of the same dimension, i.e., they are  $(V \setminus \Lambda) \times (V \setminus \Lambda)$ . We will show that their corresponding entries are equal to each other.

It is a simple calculation to show that, for any  $v \in V \setminus \Lambda$ , we have

$$\mathcal{I}_{<2k}(v, v) = 1 \quad \text{and} \quad (\mathbf{D} \cdot (\mathcal{N}_A \circ \mathcal{F}))(v, v) = 0.$$

The above allows us to conclude that  $\mathcal{I}$  and  $\mathcal{I}_{<2k} + \mathbf{D} \cdot (\mathcal{N}_A \circ \mathcal{F})$  have ones at their diagonal.

Now, we focus on the off-diagonal elements. Let

$$\mathcal{I}_{\geq 2k} = \mathcal{I} - \mathcal{I}_{<2k}. \quad (18.6)$$

It suffices to show that, for any  $u, w \in V \setminus \Lambda$ , which are different from each other, we have

$$\mathcal{I}_{\geq 2k}(w, u) = \sum_P \mathcal{N}_A(P, u) \cdot \mathcal{F}(P, w), \quad (18.7)$$

where  $P$  varies in  $\mathcal{E}_{\Lambda,k}$ , such that its first vertex is  $w$ . We specify matrix  $\mathcal{N}_A$  later in the proof.

For vertices  $w, u \in V \setminus \Lambda$  at distance  $< 2k$ , both sides in (18.7) are equal to zero. Hence, for such pairs of vertices, (18.7) is true. For the rest of this proof, we consider vertices  $w$  and  $u$  at distance  $\geq 2k$  from each other.

Let  $T = T_{\text{SAW}}(G, w)$  be the tree of self-avoiding walks in  $G$  that starts from vertex  $w$ . Also, let  $\{\alpha(e)\}$  be the collection of weights over the edges of  $T$  we obtain as described in (5.12) with respect to  $\mu_G^{\Lambda,\tau}$ .

Proposition 5.9 implies

$$\mathcal{I}_{\geq 2k}(w, u) = \sum_{\ell \geq 2k} \sum_{W \in T: |W|=\ell} \prod_{e \in W} \alpha(e), \quad (18.8)$$

where  $W$  varies over the length- $\ell$  paths in  $T$  from the root for the tree to the copies of vertex  $u$ .

For each  $P \in \mathcal{E}_{\Lambda,k}$ , which emanates from vertex  $w$ , consider  $T_P = T_{\text{SAW}}(G_P, w)$ . Lemma 8.1 implies that we can identify  $T_P$  as a subtree of  $T$ . We endow  $T_P$  with the edge-weights  $\{\alpha(e)\}_{e \in T_P}$ .

Since  $\cup_P T_P = T$ , while for any  $P, Q$  different from each other, the trees  $T_{\text{SAW}}(G_P, w)$ ,  $T_{\text{SAW}}(G_Q, w)$  are also different, from (18.8), we get

$$\mathcal{I}_{\geq 2k}(w, u) = \sum_P \sum_{\ell \geq 2k} \sum_{W \in T_P: |W|=\ell} \prod_{e \in W} \alpha(e). \quad (18.9)$$

$P$  varies over the walks in  $\mathcal{E}_{\Lambda,k}$  that emanate from vertex  $w$ ,  $W$  varies over the length- $\ell$  paths in  $T_P = T_{\text{SAW}}(G_P, w)$  from the root of the tree to the copies of vertex  $u$ .

For  $P \in \mathcal{E}_{\Lambda,k}$  whose first vertex is  $w$ , consider  $T_P = T_{\text{SAW}}(G_P, w)$ , while let  $\{\hat{\alpha}_P(e)\}$  be the collection of weights over the edges of  $T_P$  specified with respect to the  $P$ -extension of  $\mu_G^{\Lambda,\tau}$ . Recall that the  $P$ -extension of  $\mu_G^{\Lambda,\tau}$  is a Gibbs distribution on  $G_P$ , hence the edge-weights in  $\{\hat{\alpha}_P(e)\}$  are well-defined.

Note that we endow  $T_P$  with the edge weights  $\{\alpha(e)\}_{e \in T_P}$  since it is a subtree of  $T$ , but also we endow  $T_P$  with the edge weights  $\{\alpha_P(e)\}$  from the  $T_{\text{SAW}}$ -construction with respect to the  $P$ -extension of  $\mu_G^{\Lambda,\tau}$ . Hence, there are two edge-weights for  $T_P$ .

Lemma 8.2 implies that for any edge  $e \in T_P$ , which is at distance  $> k$  from the root, we have

$$\alpha_P(e) = \alpha(e) . \quad (18.10)$$

The definition of matrix  $\mathcal{F}$  in (9.2) and Proposition 5.9 imply

$$\mathcal{F}(P, u) = \sum_{\ell \geq 2k} \sum_{W \in T_P: |W|=\ell} \prod_{e \in W} \alpha_P(e) , \quad (18.11)$$

where  $W$  varies over the length- $\ell$  paths from the root to the copies of  $u$  in  $T_P$ .

For  $P \in \mathcal{E}_{\Lambda,k}$  and  $u \in V \setminus \Lambda$ , matrix  $\mathcal{N}_A$  is such that,

$$\mathcal{N}_A(P, u) = \begin{cases} 1 & \text{if distance between } u \text{ and the starting vertex of } P \text{ is } < 2k \\ \prod_{e \in S_P} \frac{\alpha(e)}{\alpha_P(e) + \mathbb{1}\{\alpha_P(e)=0\}} & \text{otherwise} , \end{cases}$$

where  $S_P$  is the only path of length  $k$  that emanates from the root of  $T_P$ .

Combining (18.10) and (18.11), we get

$$\mathcal{N}_A(P, u) \cdot \mathcal{F}(P, u) = \sum_{\ell \geq 2k} \sum_{W \in T_P: |W|=\ell} \prod_{e \in W} \alpha(e) , \quad (18.12)$$

where  $W$  varies over the paths in  $T_P$  from the root of the tree to the copies of vertex  $u$ .

Verifying the above equality is a matter of simple calculations when  $\alpha_P(e) \neq 0$ , for all  $e \in S_P$ . When there is at least  $e \in S_P$  such that  $\alpha_P(e) = 0$ , both sides of (18.12) are equal to zero. Hence, (18.12) is true.

Plugging (18.12) into (18.9), we obtain (18.7) for vertices  $w$  and  $u$ , which are at distance  $\geq 2k$ .

Furthermore, the assumption that  $\mu_G^{\Lambda,\tau}$  is  $b$ -marginally bounded implies that there is  $c_0 \in (0, 1)$ , bounded away from zero such that we either have  $\alpha_P(e) = 0$ , or  $\alpha_P(e) \geq c_0$ . Hence, for any  $P \in \mathcal{E}_{\Lambda,k}$  and any vertex  $v \in V \setminus \Lambda$ , we have  $|\mathcal{N}_A(P, u)| \leq \max\{1, -k \cdot \log(c_0)\}$ .

We conclude that Lemma 18.1 is true for  $C_A = \max\{1, -k \cdot \log(c_0)\}$ .  $\square$

**18.3. Proof of Lemma 18.2.** To ease the notation, in what follows, we abbreviate  $\mathcal{F}_{G,k}^{\Lambda,\tau}$  and  $\mathcal{L}_{G,k}^{\Lambda,\tau}$  to  $\mathcal{F}$  and  $\mathcal{L}$ , respectively.

Firstly, we note that the matrices at the two sides of the equation in (18.5) are of the same dimension, i.e., they are  $\mathcal{E}_{\Lambda,k} \times (V \setminus \Lambda)$ .

We start by considering vertices  $w$  and  $u$  such that  $\text{dist}_G(u, w) \geq 2k$ . Fix  $P \in \mathcal{E}_{\Lambda,k}$  which emanates from  $w$ . It suffices to show

$$\mathcal{F}(P, u) = \sum_Q \mathcal{N}_B(P, Q) \cdot \mathcal{L}(P, Q) , \quad (18.13)$$

where  $Q$  varies over all walks in  $\mathcal{E}_{\Lambda,k}$  that emanate from vertex  $v$ . Matrix  $\mathcal{N}_B$  is from the statement of Lemma 18.2 and will be specified later in this proof.

Let  $\zeta^P$  be the  $P$ -extension of  $\mu_G^{\Lambda,\tau}$ . Also, let  $\mathcal{I}^P$  be the influence matrix induced by  $\zeta^P$ . From (9.3), we have

$$\mathcal{F}(P, u) = \mathcal{I}^P(w, u) , \quad (18.14)$$

where recall that  $w$  is the starting vertex of  $P$ . We also have

$$\mathcal{F}(P, u) = \mathcal{I}^P(w, u) = W \cdot \mathcal{I}^P(u, w) . \quad (18.15)$$

where  $W = \frac{\zeta_u^P(1) \cdot \zeta_u^P(-1)}{\zeta_w^P(1) \cdot \zeta_w^P(-1) + \mathbb{1}\{\zeta_w^P(1) \in \{0, 1\}\}}$ .

When  $\zeta_u^P(1), \zeta_w^P(1) \notin \{0, 1\}$ , the above is true due to Claim 5.3. When at least one of  $\zeta_u^P(1), \zeta_w^P(1)$  is in  $\{0, 1\}$ , we have  $\mathcal{F}(P, u) = 0$  and  $\mathcal{I}^P(u, w) = 0$ . Hence, (18.15) is still true.

Our  $b$ -marginal boundedness assumption implies

$$W \leq b^{-2} . \quad (18.16)$$

For  $Q \in \mathcal{E}_{A,k}$  that emanates from  $u$ , let  $\zeta^{P,Q}$  be the  $\{P, Q\}$ -extension of  $\mu_G^{A,\tau}$ . Note that  $P$  and  $Q$  are compatible because we assume that  $u$  and  $w$  are at distance  $\geq 2k$ ; hence,  $\zeta^{P,Q}$  is well-defined.

Let  $\mathcal{I}^{P,Q}$  be the influence matrix induced by  $\zeta^{P,Q}$ . We have the following result that relates  $\mathcal{I}^{P,Q}(u, w)$  and  $\mathcal{I}^P(u, w)$ .

**Claim 18.3.** *There is an  $\mathcal{E}_{A,k} \times (V \setminus A)$  matrix  $\hat{\mathcal{N}}_A$  such that*

$$\mathcal{I}^P(u, w) = \sum_Q \hat{\mathcal{N}}_A(Q, w) \cdot \mathcal{I}^{P,Q}(u, w) , \quad (18.17)$$

where  $Q$  varies over the walks in  $\mathcal{E}(A, k)$ , which emanate from  $u$ . Furthermore, we have

$$\max_{Q,z} \{|\hat{\mathcal{N}}_A(Q, z)|\} \leq C_A , \quad (18.18)$$

where  $C_A$  is specified in the statement of Lemma 18.1.

The definition of  $\mathcal{L}$ , e.g., (9.3), implies that

$$\mathcal{I}^{P,Q}(u, w) = \mathcal{L}(Q, P) . \quad (18.19)$$

Combining (18.19) and Claim 18.3, we obtain

$$\mathcal{I}^P(u, w) = \sum_Q \hat{\mathcal{N}}_A(Q, w) \cdot \mathcal{L}(Q, P) , \quad (18.20)$$

where recall that  $Q$  varies over the walks in  $\mathcal{E}_{A,k}$  which emanate from  $u$ .

Working as in (18.15), we use (18.19) to obtain the following: For any  $Q \in \mathcal{E}_{A,k}$  that emanates from  $u$ , we have

$$\mathcal{L}(Q, P) = \widehat{W}_Q \cdot \mathcal{L}(P, Q) , \quad (18.21)$$

where  $\widehat{W}_Q = \frac{\zeta_w^{P,Q}(1) \cdot \zeta_w^{P,Q}(-1)}{\zeta_u^{P,Q}(1) \cdot \zeta_u^{P,Q}(-1) \mathbb{1}_{\{\zeta_u^{P,Q}(1) \in \{0,1\}\}}}$ . Our  $b$ -marginal boundedness assumption implies

$$\widehat{W}_Q \leq b^{-2} . \quad (18.22)$$

We get (18.13) by plugging (18.20) and (18.21) into (18.15) while setting

$$\mathcal{N}_B(P, Q) = W \cdot \hat{\mathcal{N}}_A(Q, w) \cdot \widehat{W}_Q . \quad (18.23)$$

Combining the bounds from (18.16), (18.18) and (18.22), we obtain that  $\mathcal{N}_B(P, Q) \leq b^{-4} \cdot C_A$ .

Now, we consider the case where  $u, w$  are at distance  $< 2k$ . It suffices to prove that (18.13) is still true, for any  $P \in \mathcal{E}_{A,k}$  that emanates from  $w$ .

For any  $P, Q \in \mathcal{E}_{A,k}$  that emanate from  $w, u$  at distance  $< 2k$ , respectively, we let  $\mathcal{N}_B(P, Q) = 1$ . Furthermore, note that when  $\text{dist}_G(w, u) < 2k$ , we have

$$((\mathcal{L} \circ \mathcal{N}_B) \cdot \mathcal{C})(P, u) = 0 \quad \text{and} \quad \mathcal{F}(P, u) = 0 \quad (18.24)$$

This follows from the definitions of matrices  $\mathcal{N}_B, \mathcal{L}$  and  $\mathcal{F}$ . Clearly, the above implies that (18.13) is indeed true.

Lemma 18.2 follows for  $C_B = b^{-4} \cdot C_A$ . □

*Proof of Claim 18.3.* The claim follows immediately by applying the equality in (18.7), from the proof of Lemma 18.1, with respect to the influence matrices  $\mathcal{I}^P, \mathcal{I}^{P,Q}$ , i.e., instead of  $\mathcal{I}_G^{A,\tau}$  and  $\mathcal{I}^P$  that are considered there. Then, we have

$$\mathcal{I}^P(u, w) = \sum_Q \hat{\mathcal{N}}_A(Q, w) \cdot \mathcal{I}^{P,Q}(u, w) , \quad (18.25)$$

where  $Q$  varies over the walks in  $\mathcal{E}_{A,k}$  that emanate from vertex  $u$  and matrix  $\hat{\mathcal{N}}_A$  is defined in Lemma 18.1, with respect to Gibbs distributions  $\zeta^P$  and  $\zeta^{P,Q}$ .

Applying the same arguments as in the proof of Lemma 18.1, we have  $\max_{Q,w} |\hat{\mathcal{N}}_A(Q, w)| \leq C_A$ , where  $C_A$  is specified in the statement of Lemma 18.1.  $\square$

## 19. REMAINING PROOFS

### 19.1. Proof of results in Section 8.3.

19.1.1. *Proofs of Lemmas 8.1 and 8.2.* In the proofs of the two lemmas, we use the following notions.

For concreteness, let  $P = x_0, \dots, x_k$ . Let set  $\Omega_G$  consist of all walks  $W = v_0, \dots, v_\ell$  in  $G$ , for  $\ell > 0$ , such that  $v_i = x_i$ , for  $i = 0, \dots, \min\{k, \ell\}$ , while one of the following two holds:

- (a)  $v_0, \dots, v_\ell$  is a self-avoiding walk,
- (b)  $v_0, \dots, v_{\ell-1}$  is a self-avoiding walk, while there is  $j \leq \ell - 3$  such that  $v_\ell = v_j$ .

Similarly, we define set  $\Omega_P$  with respect to graph  $G_P$ .

Each vertex in  $t_P$  corresponds to a walk in  $\Omega_G$ . Similarly, every vertex  $T_P$  corresponds to a walk in  $\Omega_P$ .

Let set  $\Omega_G^{(a)} \subseteq \Omega_G$  consist of all the elements in  $\Omega_G$  which are self-avoiding walks. Let set  $\Omega_G^{(b)} \subseteq \Omega_G$  consist of all walks  $W = v_0, \dots, v_\ell \in \Omega_G$ , which repeat the last vertex  $v_\ell$ , while  $v_\ell \in P$ . Finally, let set  $\Omega_G^{(c)} \subseteq \Omega_G$  consist of all walks  $W = v_0, \dots, v_\ell \in \Omega_G$ , which repeat the last vertex  $v_\ell$ , while  $v_\ell \notin P$ . It is immediate that  $\Omega_G^{(a)}, \Omega_G^{(b)}$  and  $\Omega_G^{(c)}$  partition set  $\Omega_G$ .

Similarly to the above, let set  $\Omega_P^{(a)} \subseteq \Omega_P$  consist of all the elements in  $\Omega_P$ , which are self-avoiding walks and do not use any of the split-vertices in  $S_P$ . Let set  $\Omega_P^{(b)} \subseteq \Omega_P$  consist of all the elements in  $\Omega_P$ , which are self-avoiding walks such that the last vertex is in  $S_P$ . Finally, let set  $\Omega_P^{(c)} \subseteq \Omega_P$  consist of all walks  $W = v_0, \dots, v_\ell \in \Omega_P$  which repeat the last vertex  $v_\ell$ . The sets  $\Omega_P^{(a)}, \Omega_P^{(b)}$  and  $\Omega_P^{(c)}$  partition set  $\Omega_P$ .

*Proof of Lemma 8.1.* Our result follows by showing that there is an appropriate bijection  $h$  from the vertex set of  $t_P$  to that of  $T_P$  that allows us to identify  $t_P$  with  $T_P$ .

Since the vertices in  $t_P$  correspond to the walks in  $\Omega_G$  and the vertices in  $T_P$  correspond to the walks in  $\Omega_P$ , we equivalently establish bijection  $h$  from set  $\Omega_G$  to  $\Omega_P$ .

Each element  $W \in \Omega_G^{(a)}$  also appears in  $\Omega_P^{(a)}$  and vice versa. We set  $h$  such that for each  $W \in \Omega_G^{(a)}$ , we have  $h(W) = W$ .

Similarly to the above, each element  $W \in \Omega_G^{(c)}$  also appears in  $\Omega_P^{(c)}$  and vice versa. We set  $h$  such that for every  $W \in \Omega_G^{(c)}$ , we have  $h(W) = W$ .

For each element  $W = v_0, \dots, v_\ell \in \Omega_G^{(b)}$ , there is  $W_P = z_0, \dots, z_\ell \in \Omega_P^{(b)}$  such that  $v_i = z_i$  for  $i = 0, \dots, \ell - 1$ , while  $z_\ell$  is a split-vertex that is generated by vertex  $v_\ell$ . The reverse is also true. That is, for each  $W_P = z_0, \dots, z_\ell \in \Omega_P^{(b)}$  such that  $z_\ell$  is a split-vertex generated from vertex  $v$  in the graph, there exists  $W = v_0, \dots, v_\ell \in \Omega_G^{(b)}$  such that  $v_i = z_i$  for  $i = 0, \dots, \ell - 1$  and  $v_\ell = v$ . For each  $W \in \Omega_G^{(b)}$ , we set  $h(W) = W_P$ .

The above description implies that  $h$  is as a bijection between  $\Omega_G$  and  $\Omega_P$ . Furthermore, we identify  $h$  a bijection from the set of vertices in  $t_P$  and those in  $T_P$ . This is by using the correspondence between sets  $\Omega_G, \Omega_P$  and the sets of vertices of trees  $t_P$  and  $T_P$ , respectively.

From the description of  $h$  it follows immediately that it preserves adjacencies. At the same time,  $h$  has the property that for any vertex  $u$  in  $t_P$ , a copy of a vertex  $v$ , we have that  $h(u)$  is also a copy of vertex  $v$  or a split-vertex generated by  $v$ .

All the above conclude the proof of Lemma 8.1.  $\square$

*Proof of Lemma 8.2.* Consider edge  $e = \{x, z\}$  in  $T_P$  such that  $z$  is the child of  $x$ . Suppose that  $e$  is at distance  $> k$  from the root. For such edge  $e$ , we argue that  $\alpha(e) = \alpha_P(e)$ .

Let  $T_z$  be the subtree in  $T_P$  induced by  $z$  and its descendants. Weights  $\alpha(e)$  and  $\alpha_P(e)$  are induced by the two Gibbs distributions  $\mu^{M, \sigma}$  and  $\mu_P^{K, \eta}$  on  $T_z$ , respectively. The  $T_{\text{SAW}}$ -construction with  $\mu_G^{A, \tau}$  induces Gibbs distribution  $\mu^{M, \sigma}$ . Similarly,  $\mu_P^{K, \eta}$  is induced by the same construction with respect to the  $P$ -extension of  $\mu_G^{A, \tau}$ .

The two distributions  $\mu^{M, \sigma}$  and  $\mu_P^{K, \eta}$  have the same specification parameters  $\beta, \gamma$  and  $\lambda$ . Hence, Lemma 8.2 follows by showing that the pinnings  $(M, \sigma)$  and  $(K, \eta)$  are identical. We start by showing that  $M \subseteq K$  while for every  $v \in M$ , we have  $\sigma(v) = \eta(v)$ .

Since we identify  $t_P$  with  $T_P$ , each vertex in  $T_P$  corresponds to two walks, one from set  $\Omega_G$  and one from set  $\Omega_P$ . Particularly, for vertex  $v \in T_P$ , which corresponds to walk  $W \in \Omega_G$ , it also corresponds to walk  $h(W) \in \Omega_P$ , where  $h$  is the bijection between  $\Omega_G$  and  $\Omega_P$  described in the proof of Lemma 8.1.

Let  $\Omega_G^A \subseteq \Omega_G$  consist of the self-avoiding walks in  $\Omega_G$  whose last vertex is in set  $A$ . Similarly, we define  $\Omega_P^A \subseteq \Omega_P$ . Set  $M$  consists of the vertices that correspond to the walks in  $(\Omega_G^A \cup \Omega_G^{(b)} \cup \Omega_G^{(c)}) \cap T_z$ . Similarly, set  $K$  consists of the vertices that correspond to the walks in set  $(\Omega_P^A \cup \Omega_P^{(b)} \cup \Omega_P^{(c)}) \cap T_z$ .

Each vertex  $v \in M$ , which corresponds to a walk  $W \in \Omega_G^A \cap T_z$ , also corresponds to the same walk  $W \in \Omega_P^A \cap T_z$  since for such  $W$ , we have  $h(W) = W$ . Hence, we also have  $v \in K$ . Furthermore, the  $T_{\text{SAW}}$ -construction implies that  $\eta(v) = \sigma(v) = \tau(v)$ .

Each vertex  $v \in M$ , which corresponds to a walk  $W \in \Omega_G^{(c)} \cap T_z$ , also corresponds to the same walk  $W \in \Omega_P^{(c)} \cap T_z$  since for such  $W$ , we have  $h(W) = W$ . Hence, we have  $v \in K$ . For the vertex  $v$  in  $T_P$  that corresponds to walk  $W$ , we have  $\eta(v) = \sigma(v)$ . This is due to the pinning rules of the  $T_{\text{SAW}}$ -construction.

Each vertex  $v \in M$  which corresponds to a walk  $W = v_0, \dots, v_\ell \in \Omega_G^{(b)} \cap T_z$  also corresponds to walk  $W_P = z_0, \dots, z_\ell$  such that  $v_i = z_i$  for  $i = 0, \dots, \ell - 1$ , while  $z_\ell$  is a split-vertex generated by vertex  $v_\ell$ . Hence,  $W_P \in \Omega_P^{(b)} \cap T_z$ . The pinning  $\sigma(v)$  is induced by the  $T_{\text{SAW}}$ -construction on  $\mu_G^{A, \tau}$ . The pinning  $\eta(v)$  is because we consider the  $P$ -extension of  $\mu_G^{A, \tau}$ , which pins the split-vertices in  $S_P$ . From the description of the  $T_{\text{SAW}}$ -construction and the definition of the  $P$ -extension of  $\mu_G^{A, \tau}$  it follows that  $\eta(v) = \sigma(v)$ .

All the above imply that indeed  $M \subseteq K$ , while for each  $v \in M$  we have  $\sigma(v) = \eta(v)$ . With a very similar line of arguments, we also deduce that  $K \subseteq M$ , while for each  $v \in K$ , we have  $\sigma(v) = \eta(v)$ .

Hence, we conclude that the two pinnings  $(M, \sigma)$  and  $(K, \eta)$  are identical. Lemma 8.2 follows.  $\square$

19.1.2. *Proof of Lemma 8.3.* Let set  $\Omega_G$  consist of all the length  $\ell > 0$  walks  $W = v_0, \dots, v_\ell$  in  $G$  that emanate from  $u$ , while one of the following two holds:

- (a)  $v_0, \dots, v_\ell$  is a self-avoiding walk,
- (b)  $v_0, \dots, v_{\ell-1}$  is a self-avoiding walk, while there is  $j \leq \ell - 3$  such that  $v_\ell = v_j$ .

Similarly, we define set  $\Omega_P$  with respect to graph  $G_P$ .

Each vertex in  $T$  corresponds to a walk in  $\Omega_G$ . Similarly, every vertex  $T_P$  corresponds to a walk in  $\Omega_P$ .

We let the mapping  $h : \Omega_P \rightarrow \Omega_G$  defined as follows: For each  $W \in \Omega_P$  whose last vertex is not in  $S_P$ , we set  $h(W) = W$ . It is immediate to verify that every  $W \in \Omega_P$  that does not end at a vertex in  $S_P$  also appears in  $G$ . Hence, this step is well-defined. Furthermore, for each  $W = v_0, \dots, v_\ell \in \Omega_P$  such that  $v_\ell \in S_P$ , we set  $h(W) = W_P$ , where  $W_P = z_0, \dots, z_\ell$  is such that  $z_i = v_i$  for  $i = 0, \dots, \ell - 1$ , while the split-vertex  $v_\ell$  is generated from  $z_\ell$ .

For what follows, we let  $\widehat{\Omega}_G \subseteq \Omega_G$  be the image of map  $h$ . It is an easy exercise to show that  $h$  is a bijection between the sets  $\Omega_P$  and  $\widehat{\Omega}_G$ .

Recall that we can identify the vertex sets of  $T$  and  $T_P$  as the sets  $\Omega_G$  and  $\Omega_P$ , respectively. Then, we can view  $h$  as a map from the set of vertices in  $T_P$  to the set of vertices in  $T$ . It is not hard to verify that  $h$  preserves adjacencies. Furthermore, if vertex  $v$  in  $T_P$  is a copy of vertex  $u$  in  $G_P$ , which is not a split-vertex, then  $h(v)$  is also a copy of  $u$ . If  $v$  is a copy of the split-vertex  $z$ , which in turn is generated by vertex  $x \in P$ , then  $h(v)$  is a copy of  $x$ .

Let  $\widehat{T}$  be the subtree of  $T$  induced by the vertices that correspond to the walks in  $\widehat{\Omega}_G$ . Then,  $T_P$  can be identified as a subtree of  $T$ ; in particular, it is the subtree  $\widehat{T}$ .

We now consider the set of vertices in  $T \setminus T_P$ . For the sake of concreteness, let  $P = x_0, \dots, x_k$ . The only walks in  $\Omega_G$  that do not appear in  $\Omega_P$  are exactly those which use edges between vertex  $x_i \in P$  and another vertex outside  $P$ , for  $i = 0, \dots, k-1$ .

Consequently,  $T \setminus T_P$  consists of the vertices  $v$  in  $T$  that correspond to walks  $W = v_0, \dots, v_\ell \in \Omega_G$  such that for some  $j < \ell$  we have that  $v_j$  is a copy of a vertex in  $P \setminus \{x_k\}$  while  $v_{j+1}$  is a copy of a vertex outside  $P$ . Any such vertex  $v$  is a descendant of  $v_j$  which, in turn, is in set  $A_P$ .

All the above conclude the proof of Lemma 8.3.  $\square$

19.1.3. *Proof of Lemma 8.4.* Consider the following categories of walks in  $G$  that start from vertex  $v$ :

- (i) walk that does not repeat vertices and the last vertex is in  $A$ ,
- (ii) walk that repeats only its last vertex, but it does not use any vertex from  $P$ ,
- (iii) walk that repeats its last vertex and uses one or more vertices in  $P$ .

The  $T_{\text{SAW}}$ -construction implies that set  $M$  consists of the vertices that correspond to the walks in the aforementioned categories.

Similarly, consider the following categories of walks in  $G_P$  that start from vertex  $v$ :

- (iv) walk that does not repeat vertices and the last vertex is in  $A$ ,
- (v) walk that repeats only its last vertex,
- (vi) walk that does not repeat vertices and the last vertex is in  $S_P$ .

It is not hard to verify that set  $L$  consists of the vertices that correspond to the walks of the above categories.

Since we identify  $T_P$  as a subtree of  $T$ , every vertex in  $T_P$  corresponds to two walks, one walk in  $G$  and another in  $G_P$ .

For each vertex  $v \in M \cap L$ , there are two alternatives. In the first alternative, we have  $v$ , which corresponds to a walk of type (i) in  $G$  and a walk of type (iv) in  $G_P$ . In the second alternative, we have  $v$ , which corresponds to one walk of type (ii) in  $G$  and a walk of type (v) in  $G_P$ . It is easy to verify that no vertex  $v \in M \cap L$  could correspond to a walk of types (iii), or (vi).

The definitions of the  $T_{\text{SAW}}$ -construction and the  $P$ -extension of  $\mu_G^{A,\tau}$ , imply that the vertices in  $M \cap L$  take on the same pinning.

All the above prove that the statement (a) is true. We proceed to prove statement (b).

From the previous discussion, we conclude that set  $L \setminus M$  consists of the vertices in  $T_P$  which correspond to walks of type (vi). Hence, set  $L \setminus M$  includes the copies of the vertices in  $S_P$ . From the proof of Lemma 8.3, we have that each vertex  $v$  in  $T_P$ , which is a copy of a vertex in  $S_P$ , also corresponds to a walk in  $G$  whose last vertex is a copy in  $P$ . Hence  $v \in A_P$ . We conclude that  $L \setminus M \subseteq A_P$ .

If vertex  $v \in M \cap T_P$  corresponds to a walk of type (i), then it also corresponds to a walk of type (iv); hence it is included in  $L$ . Similarly, if vertex  $v \in M \cap T_P$  corresponds to a walk of type (ii), then it also corresponds to a walk of type (v), hence it is included in  $L$ . We conclude that  $M \cap T_P \subseteq L$  by noting that no vertex in  $M \cap T_P$  corresponds to a walk of type (iii).

All the above prove that statement (b) is true. We proceed to prove statement (c).

Statement (c) follows directly by noting that pinning the vertices in  $L \cup A_P$ , the vertices in  $T \setminus T_P$ , which, according to Lemma 8.3, are descendants of vertices in  $A_P$ , have no effect on the configurations of the vertices in  $T \cap T_P$ .

All the above conclude the proof of Lemma 8.4.  $\square$

**19.2. Proof of Proposition 9.2.** Before proving Proposition 9.2, we present two useful results.

**Claim 19.1.** We have  $\|D_k\|_2 \leq \Delta^{k/2}$  and  $\|C_k\|_2 \leq \Delta^{k/2}$ .

**Claim 19.2.** Let  $\theta = \sup_{d, \mathbf{y}} \|\nabla H_d(\mathbf{y})\|_\infty$ , where  $d \in \{1, \dots, \Delta - 1\}$  and  $\mathbf{y} \in [-\infty, +\infty]^d$ , while function  $H_d$  is defined in (3.3). We have  $\|\mathcal{I}_{G, < 2k}^{A, \tau}\|_2 \leq \frac{(\theta \Delta)^{2k} - \theta \Delta}{\theta \Delta - 1}$ .

For the range of parameters  $\beta, \gamma$  and  $\lambda$  we consider for our Gibbs distribution, we have that the quantity  $\theta$  defined in Claim 19.2 is a bounded number.

In what follows, we abbreviate  $\mathcal{I}_G^{A, \tau}$ ,  $\mathcal{I}_{G, < 2k}^{A, \tau}$ ,  $\mathcal{L}_{G, k}^{A, \tau}$ ,  $D_k$  and  $C_k$  to  $\mathcal{I}$ ,  $\mathcal{I}_{< 2k}$ ,  $\mathcal{L}$ ,  $D$  and  $C$ , respectively. From Theorem 9.1 we have that

$$\begin{aligned} \|\mathcal{I}\|_2 &= \|D \cdot (\mathcal{L} \circ \mathcal{N}) \cdot C + \mathcal{I}_{< 2k}\|_2 \\ &\leq \|D\|_2 \cdot \|C\|_2 \cdot \|\mathcal{L} \circ \mathcal{N}\|_2 + \|\mathcal{I}_{< 2k}\|_2 \\ &\leq \mathcal{N}_{\max} \cdot \|D\|_2 \cdot \|C\|_2 \cdot \|\mathcal{L}\|_2 + \|\mathcal{I}_{< 2k}\|_2, \end{aligned} \quad (19.1)$$

where  $\mathcal{N}_{\max} = \max_{P, Q} \{|\mathcal{N}(P, Q)|\}$ . Theorem 9.1 implies that  $\mathcal{N}_{\max}$  is a constant.

Proposition 9.2 follows from (19.1) and Claims 19.1 and 19.2, where we have  $c_1 = \frac{(\theta \Delta)^{2k} - \theta \Delta}{\theta \Delta - 1}$  and  $c_2 = \mathcal{N}_{\max} \cdot \Delta^k$ .  $\square$

*Proof of Claim 19.1.* We start with  $\|D_k\|_2$ . Consider the product  $D_k \cdot \bar{D}_k$ , where  $\bar{D}_k$  is the matrix transpose of  $D_k$ . Matrix  $D_k \cdot \bar{D}_k$  is  $(V \setminus \Lambda) \times (V \setminus \Lambda)$ , while for any  $u, w \in V \setminus \Lambda$ , we have

$$\begin{aligned} (D_k \cdot \bar{D}_k)(u, w) &= \sum_{P \in \mathcal{E}_{\Lambda, k}} D_k(u, P) \times \bar{D}_k(P, w) \\ &= \sum_{P \in \mathcal{E}_{\Lambda, k}} \mathbb{1}\{u \text{ is the starting vertex in } P\} \times \mathbb{1}\{w \text{ is the starting vertex in } P\} \\ &= \mathbb{1}\{w = u\} \times \sum_{P \in \mathcal{E}_{\Lambda, k}} \mathbb{1}\{u \text{ is the starting vertex in } P\} \\ &\leq \mathbb{1}\{w = u\} \times \Delta^k. \end{aligned}$$

We conclude that  $D_k \cdot \bar{D}_k$  is a non-negative and diagonal matrix. For  $w \in V \setminus \Lambda$ , we have  $(D_k \cdot \bar{D}_k)(w, w) \leq \Delta^k$ . Hence, we have  $\|D_k \cdot \bar{D}_k\|_2 \leq \Delta^k$ , which implies that  $\|D_k\|_2 \leq \Delta^{k/2}$ . Working similarly, we get  $\|C_k\|_2 \leq \Delta^{k/2}$ .

All the above conclude the proof of Claim 19.1.  $\square$

*Proof of Claim 19.2.* Working as in the proof of Theorem 3.2, we have

$$|\mathcal{I}_{G, < 2k}^{A, \tau}| \leq \sum_{0 \leq \ell < 2k} (\theta \cdot A_G)^\ell. \quad (19.2)$$

The above inequality is entry-wise. Since both  $|\mathcal{I}_{G, < 2k}^{A, \tau}|$  and  $A_G$  are non-negative matrices, (19.2) implies

$$\|\mathcal{I}_{G, < 2k}^{A, \tau}\|_2 \leq \sum_{0 \leq \ell < 2k} \theta^\ell \cdot \|A_G^\ell\|_2 \leq \sum_{0 \leq \ell < 2k} (\theta \cdot \Delta)^\ell \leq \frac{(\theta \cdot \Delta)^{2k} - \theta \cdot \Delta}{\theta \cdot \Delta - 1}. \quad (19.3)$$

The second inequality follows from the observation that  $\|A_G^\ell\|_2 \leq \Delta^\ell$ .

The claim follows from (19.3) and the observation that  $\|\mathcal{I}_{G, < 2k}^{A, \tau}\|_2 \leq \|\mathcal{I}_{G, < 2k}^{A, \tau}\|_2$ .  $\square$

**19.3. Proof of Proposition 14.3.** In this part of the paper, we assume that the reader is familiar with the notions about the  $k$ -non-backtracking matrix presented in Section 5.5.

We restate Proposition 14.3 and provide its proof.

**Proposition 14.3.** *For integers  $k, N > 0$  and graph  $G = (V, E)$ , we have that  $\|(\mathbf{H}_{G,k})^N\|_2 \leq (\mathbf{d}_k)^{N+1}$ .*

*Proof.* Let integer  $M > 1$  which we specify later. Let a length  $kM$  walk  $P = w_0, \dots, w_{kM}$  in  $G$ . We say that  $P$  is  $k$ -wise self-avoiding, if every sub-walk  $P_i = w_{i \cdot k}, w_{(i+1) \cdot k}, \dots, w_{(i+M) \cdot k}$  is self-avoiding, for all  $i = 0, \dots, M-1$ . Note that  $P$  is not necessarily a self-avoiding walk since the same vertex  $v$  can appear in both  $P_i$  and  $P_j$ , for  $i \neq j$ .

For each vertex  $v$  in  $G$ , let  $\pi_k(v, kM)$  be the set of  $k$ -wise self-avoiding walks of length  $kM$  that emanate from  $v$ . Furthermore, let  $\chi_{k,M} = \sup\{\pi_k(v, kM) \mid v \in V\}$ . It is an easy exercise to show that

$$\chi_{k,M} \leq (\mathbf{d}_k)^{kM}. \quad (19.4)$$

Furthermore, let  $Q = x_0, \dots, x_{kM}$  be a  $k$ -non-backtracking walk in  $G$ . Note that  $Q$  is also a  $k$ -wise self-avoiding walk. To see this, consider the following: Since  $Q$  is assumed to be  $k$ -non-backtracking, for all  $j = 0, \dots, k \cdot (M-1)$ , the sub-walk  $x_j, \dots, x_{j+k}$  in  $Q$  is self-avoiding. For  $Q$  to be  $k$ -wise self-avoiding, we only need the sub-walks  $x_j, \dots, x_{j+k}$  to be self-avoiding, for  $j$  being a multiple of  $k$ . Hence  $Q$  is  $k$ -wise self-avoiding walk.

For  $W$  and  $S$  two self-avoiding walks of length  $k$  in  $G$ , recall that  $\mathbf{H}_{G,k}^{k(M-1)}(W, S)$  is equal to the number of  $k$ -non-backtracking walks of length  $k \cdot (M-1)$  that start from  $W$  and end at  $S$ .

Since every  $k$ -non-backtracking walk of length  $k \cdot (M-1)$  from  $W \in \mathcal{E}_k$  to  $S \in \mathcal{E}_k$  is also a  $k$ -wise self-avoiding walk of length  $k \cdot M$ , we have

$$\sum_S \mathbf{H}_{G,k}^{k(M-1)}(W, S) \leq \pi_k(v, kM) \leq \chi_{k,M}, \quad (19.5)$$

where the variable  $S$  runs over all self-avoiding walks of length  $k$ , while  $v$  is the starting vertex of walk  $W$ .

From all the above, we obtain

$$\|(\mathbf{H}_{G,k})^{k(M-1)} \cdot \mathbf{P}\|_\infty = \|(\mathbf{H}_{G,k})^{k(M-1)}\|_\infty \leq \chi_{k,M} = (\mathbf{d}_k)^{kM},$$

where  $\mathbf{P}$  is the involution defined in (5.5). For any integer  $\ell > 0$ , we have that

$$\|((\mathbf{H}_{G,k})^{k(M-1)} \cdot \mathbf{P})^\ell\|_\infty \leq \|(\mathbf{H}_{G,k})^{k(M-1)} \cdot \mathbf{P}\|_\infty^\ell \leq (\mathbf{d}_k)^{k \cdot M \cdot \ell}.$$

Recall that  $(\mathbf{H}_{G,k})^{k(M-1)} \cdot \mathbf{P}$  is a symmetric matrix. From an application Gelfand's formula e.g., see [29], we get

$$\|(\mathbf{H}_{G,k})^{k(N-1)} \cdot \mathbf{P}\|_2 = \lim_{\ell \rightarrow \infty} \left\| ((\mathbf{H}_{G,k})^{k(M-1)} \cdot \mathbf{P})^\ell \right\|_\infty^{1/\ell} \leq \lim_{\ell \rightarrow \infty} \left( (\mathbf{d}_k)^{k \cdot M \cdot \ell} \right)^{1/\ell} = (\mathbf{d}_k)^{k \cdot M}.$$

Since  $\mathbf{P}$  is an involution, we have that  $\|(\mathbf{H}_{G,k})^{k(M-1)} \cdot \mathbf{P}\|_2 = \|(\mathbf{H}_{G,k})^{k(M-1)}\|_2$ . We conclude that  $\|(\mathbf{H}_{G,k})^{k(M-1)}\|_2 \leq (\mathbf{d}_k)^M$ .

Proposition 14.3 follows by setting  $M = N + 1$ . □

## REFERENCES

- [1] E. Abbe, C. Sandon. Community Detection in General Stochastic Block models: Fundamental Limits and Efficient Algorithms for Recovery. In *56th Annual Symposium on Foundations of Computer Science (FOCS)*, pp: 670–688, 2015.
- [2] S. E. Alm and R. Parviainen. Bounds for the connective constant of the hexagonal lattice. *J. Phys. A: Math. Gen.* **37** 549–60, 2004
- [3] N. Anari, K. Liu, S. Oveis Gharan: Spectral Independence in High-Dimensional Expanders and Applications to the Hardcore Model. In *Proc. of 61st IEEE Annual Symposium on Foundations of Computer Science (FOCS)*, pp. 1319-1330, 2020.
- [4] I. Bezáková, A. Galanis, L. A. Goldberg, D. I Štefankovič: Fast Sampling via Spectral Independence Beyond Bounded-Degree Graphs. In *49th International Colloquium on Automata, Languages, and Programming (ICALP)*, pp: 21:1–21:16, 2022.
- [5] R. Bauerschmidt, H. Duminil-Copin, J. Goodman and G. Slade. Lectures on self-avoiding walks. Probability and Statistical Physics in Two and More Dimensions *Clay Mathematics Institute Proceedings*, **15**, pp. 395–476, 2012.

- [6] C. Bordenave, M. Lelarge and L. Massoulié. Non-backtracking spectrum of random graphs: community detection and non-regular Ramanujan graphs. *The Annals of Probability*, **46**(1), pp 1-71, 2018.
- [7] R. Bubley and M. Dyer. Path coupling: A technique for proving rapid mixing in Markov chains. In *Proc. 38th Annual Symposium on Foundations of Computer Science (FOCS)*, pp. 223 – 231, 1997.
- [8] Y. Chen and R. Eldan. Localization schemes: A framework for proving mixing bounds for Markov chains. In *Proc. 63th Annual Symposium on Foundations of Computer Science (FOCS)*, pp. 110– 122, 2022.
- [9] X. Chen, W. Feng, Y. Yin, X. Zhang. Optimal mixing for two-state anti-ferromagnetic spin systems. In 62rd IEEE Annual Symposium on Foundations of Computer Science, (FOCS) pp:588–599, 2022.
- [10] Z. Chen, K. Liu, E. Vigoda. Rapid Mixing of Glauber Dynamics up to Uniqueness via Contraction. In *Proc. of 61st IEEE Annual Symposium on Foundations of Computer Science*, (FOCS), pp 1307–1318, 2020.
- [11] Z. Chen, K. Liu, E. Vigoda. Optimal Mixing of Glauber Dynamics: Entropy Factorization via High-Dimensional Expansion. In *53rd Annual ACM SIGACT Symposium on Theory of Computing*, (STOC), pp 1537–1550, 2021. Online version: <https://arxiv.org/abs/2011.02075>.
- [12] A Decelle, F Krzakala, C Moore, L Zdeborová Asymptotic analysis of the stochastic block model for modular networks and its algorithmic applications In *Physical review E* **84**(6), 066106, 2011.
- [13] M. Dyer, L. A. Goldberg and M. Jerrum. Matrix norms and rapid mixing for spin systems. *Ann. Appl. Probab.* **19**(1), pp 71 – 107, 2009.
- [14] Z. Dvořák, B. Mohar. Spectral radius of finite and infinite planar graphs and of graphs of bounded genus. *Journal of Combinatorial Theory, Series B (JCTB)* **100** pp 729 – 739, 2010.
- [15] C. Efthymiou and W. Feng. On the Mixing Time of Glauber Dynamics for the Hard-core and Related Models on  $G(n, d/n)$ . In the proc. of *International Colloquium on Automata, Languages, and Programming*, (ICALP), pp: 54:1–54:17, 2023. Online version CoRR abs/2302.06172, 2023.
- [16] C. Efthymiou, T. Hayes, D. Štĕfankovič and E. Vigoda. Sampling Random Colorings of Sparse Random Graphs. In the proc of *29th ACM-SIAM Symposium on Discrete Algorithms (SODA)*, pp 1759 –1771, 2018.
- [17] C. Efthymiou, K. Zampetakis: On sampling diluted Spin-Glasses using Glauber Dynamics. In the proc. of the 37th Annual Conference on Learning Theory, (COLT 2024): 1501-1515, 2004.
- [18] A. Galanis, D. Štĕfankovič, E. Vigoda: Inapproximability of the Partition Function for the Antiferromagnetic Ising and Hard-Core Models. In *Comb. Probab. Comput.* **25**(4), pp 500-559, 2016.
- [19] M. Jerrum and A. Sinclair. Polynomial-time Approximation Algorithms for the Ising Model. *SIAM Journal on Computing*, **22**(5):1087-1116, 1993.
- [20] K. Hashimoto. Zeta functions of finite graphs and representations of  $p$ -adic groups. In *Automorphic Forms and Geometry of Arithmetic Varieties. Adv. Stud. Pure Math.* **15**, pp 211–280. Academic Press, Boston, MA, 1989.
- [21] T. P. Hayes. A simple condition implying rapid mixing of single-site dynamics on spin systems. In Proc. of the 47th Annual IEEE Symposium on Foundations of Computer Science (FOCS), pp 39– 46, 2006.
- [22] T. P. Hayes, J. C. Vera and E. Vigoda. Randomly coloring planar graphs with fewer colors than the maximum degree. In *Proc. of the 39th Annual ACM Symposium on Theory of Computing (STOC)*, pp 450–458, 2007.
- [23] T. P. Hayes and A. Sinclair. A general lower bound for mixing of single-site dynamics on graphs. In *46th Annual IEEE Symposium on Foundations of Computer Science (FOCS)*, pp 511–520, 2005.
- [24] R. A. Horn and C. R. Johnson. Matrix Analysis, 2nd Edition. *Cambridge University Press*, New York, 2013.
- [25] I. Jensen. Self-avoiding walks and polygons on the triangular lattice. *Journal of Statistical Mechanics: Theory and Experiment*, **10**, P10008, 2004.
- [26] M. R Jerrum, L. G. Valiant and V .V .Vazirani. Random generation of combinatorial structures from a uniform distribution. In *Theoretical Computer Science* **43**, pp. 169–188, 1986.
- [27] F. P. Kelly. Stochastic Models of Computer Communication Systems. *Journal of the Royal Statistical Society. Series B (Methodological)*, **47**(3):379-395, 1985.
- [28] L. Li, P. Lu, and Y. Yin. Correlation Decay Up to Uniqueness in Spin Systems. In the *Proceedings of the 24th Annual ACM-SIAM Symposium on Discrete Algorithms (SODA)*, pp. 67–84, 2013.
- [29] C. D. Meyer. Matrix analysis and applied linear algebra. Society for Industrial and Applied Mathematics (SIAM), 2000.
- [30] N. Madras and G. Slade. The self-avoiding walk. *Springer Science & Business Media*; 2013 Nov 27.
- [31] F. Martinelli, and E. Olivieri. Approach to equilibrium of Glauber dynamics in the one phase region: I. The attractive case. *Communications in Mathematical Physics*, **161**(3), pp. 447–486,1994.
- [32] F. Martinelli, and E. Olivieri. Approach to equilibrium of Glauber dynamics in the one phase region: II. The general case. *Communications in Mathematical Physics*, **161**(3), pp. 487–514, 1994.
- [33] E. Mossel and A. Sly. Exact thresholds for Ising–Gibbs samplers on general graphs *Ann. Probab.* **41**(1): 294-328, 2013.
- [34] R. Restrepo, J. Shin, P. Tetali, E. Vigoda, and L. Yang. Improved Mixing Condition on the Grid for Counting and Sampling Independent Sets. *Probability Theory and Related Fields*, **156**(1-2):75-99, 2013.
- [35] J. Noonan New Upper Bounds for the Connective Constants of Self-Avoiding Walks. *Journal of Statistical Physics.* **91**, 871–888, 1998.

- [36] A. Sinclair, P. Srivastava, D. Štefankovič and Y. Yin. Spatial mixing and the connective constant: Optimal bounds. In *Probability Theory and Related Fields* **168**, pp. 153–197, 2017.
- [37] A. Sinclair, P. Srivastava and Y. Yin. Spatial Mixing and Approximation Algorithms for Graphs with Bounded Connective Constant. In the proc of 54th Annual IEEE Symposium on Foundations of Computer Science (FOCS’13), pp 300–309, 2013.
- [38] D. Štefankovič, S. Vempala and E. Vigoda. Adaptive simulated annealing: A near-optimal connection between sampling and counting. In *J. ACM*, **56**, pp. 1–36, 2009.
- [39] A. Sly. Computational Transition at the Uniqueness Threshold. In *Proc. of the 51st Annual IEEE Symposium on Foundations of Computer Science (FOCS)*, pp. 287–296, 2010.
- [40] A. Sly and N. Sun. The Computational Hardness of Counting in Two-Spin Models on  $d$ -Regular Graphs. *The Annals of Probability* **42**(6) pp. 2383 – 2416, 2014.
- [41] L. G. Valiant. The complexity of enumeration and reliability problems. In *SIAM J. Comput.* **8**, pp 410–421, 1979.
- [42] J. C. Vera, E. Vigoda, and L. Yang. Improved Bounds on the Phase Transition for the Hard-Core Model in 2-Dimensions. *SIAM Journal on Discrete Mathematics*, **29**(4):1895-1915, 2015.
- [43] D. Weitz. Counting independent sets up to the tree threshold. In *Proc. of 38th ACM Symposium on Theory of Computing (STOC)*, pp 140–149, 2006.

## APPENDIX A. SOME STANDARD PROOFS

**A.1. Proof of Claim 5.3.** Here we restate Claim 5.3 and provide its proof.

**Claim 5.3.** *For graph  $G = (V, E)$  and a Gibbs distribution  $\mu$  on  $\{\pm 1\}^V$ , for  $\Lambda \subseteq V$  and  $\tau \in \{\pm 1\}^V$ , let  $M$  be the  $(V \setminus \Lambda) \times (V \setminus \Lambda)$  diagonal matrix such that*

$$M(v, v) = \sqrt{\mu_v^{\Lambda, \tau}(+1) \cdot \mu_v^{\Lambda, \tau}(-1)} \quad \forall v \in V \setminus \Lambda .$$

*Then, for the influence matrix  $\mathcal{I}_G^{\Lambda, \tau}$  induced by  $\mu$ , the following is true: if  $M$  is non-singular, then matrix  $M \cdot \mathcal{I}_G^{\Lambda, \tau} \cdot M^{-1}$  is symmetric.*

*Proof.* Let  $\Sigma_G^{\Lambda, \tau}$  be the  $(V \times \Lambda) \times (V \times \Lambda)$  covariance matrix defined with respect to  $\mu^{\Lambda, \tau}$ . That is, for any  $u, v \in V \setminus \Lambda$  we have

$$\Sigma_G^{\Lambda, \tau}(v, u) = \mu_{(v, u)}^{\Lambda, \tau}((+1, +1)) - \mu_v^{\Lambda, \tau}(+1) \cdot \mu_u^{\Lambda, \tau}(+1) .$$

A straightforward observation is that  $\Sigma_G^{\Lambda, \tau}$  is symmetric. W.l.o.g. in this proof, assume that the diagonal entries of  $\Sigma_G^{\Lambda, \tau}$  are non-zero. Note that for any  $v \in V \setminus \Lambda$  we have that

$$M(v, v) = \sqrt{\Sigma_G^{\Lambda, \tau}(v, v)} . \tag{A.1}$$

Furthermore, it is standard to show, e.g. see [10], that  $\Sigma_G^{\Lambda, \tau}$  and  $\mathcal{I}_G^{\Lambda, \tau}$  satisfy that  $\mathcal{I}_G^{\Lambda, \tau}(u, v) = \frac{\Sigma_G^{\Lambda, \tau}(u, v)}{\Sigma_G^{\Lambda, \tau}(u, u)}$ . Since  $\Sigma_G^{\Lambda, \tau}$  is symmetric, this relation implies that

$$\Sigma_G^{\Lambda, \tau}(u, u) \cdot \mathcal{I}_G^{\Lambda, \tau}(u, v) = \Sigma_G^{\Lambda, \tau}(v, v) \cdot \mathcal{I}_G^{\Lambda, \tau}(v, u) .$$

Then, a simple rearrangement and (A.1) imply that

$$\frac{M(u, u)}{M(v, v)} \cdot \mathcal{I}_G^{\Lambda, \tau}(u, v) = \frac{M(v, v)}{M(u, u)} \cdot \mathcal{I}_G^{\Lambda, \tau}(v, u) .$$

The l.h.s. in the above equation corresponds to the entry  $(M \cdot \mathcal{I}_G^{\Lambda, \tau} \cdot M^{-1})(u, v)$ , while the r.h.s. corresponds to  $(M \cdot \mathcal{I}_G^{\Lambda, \tau} \cdot M^{-1})(v, u)$ . The claim follows.  $\square$

**A.2. Proof of Claim 5.7.** We restate Claim 5.7 before presenting its proof.

**Claim 5.7.** For integers  $\ell, k > 0$  and any  $e, f \in \mathcal{E}_k$ , we have  $H_{G,k}^\ell(e, f) \leq \sigma_{k,\ell}$ .

*Proof.* In what follows, we abbreviate  $H_{G,k}$  to  $H_k$ .

Let the vector  $\mathbf{x} \in \mathbb{R}^{\mathcal{E}_k}$  be such that for any  $g \in \mathcal{E}_k$  we have

$$\mathbf{x}(g) = \frac{1}{\sqrt{2}} (\mathbb{1}\{g = e\} + \mathbb{1}\{g = f^{-1}\}) . \quad (\text{A.2})$$

We have that

$$\mathbf{x}^T (H_k^\ell \cdot P) \mathbf{x} = \frac{1}{2} \left( (H_k^\ell \cdot P)(e, f^{-1}) + (H_k^\ell \cdot P)(f^{-1}, f^{-1}) + (H_k^\ell \cdot P)(e, e) + (H_k^\ell \cdot P)(f^{-1}, e) \right) .$$

Recalling the definition of matrix  $H_k^\ell \cdot P$ , we have

$$H_k^\ell(e, f) = (H_k^\ell \cdot P)(e, f^{-1}) = (H_k^\ell \cdot P)(f^{-1}, e) ,$$

the last equation follows since  $H_k^\ell \cdot P$  is symmetric. All the above imply that

$$H_k^\ell(e, f) \leq \mathbf{x}^T \cdot (H_k^\ell \cdot P) \cdot \mathbf{x} \leq \|H_k^\ell \cdot P\|_2 = \sigma_{k,\ell} .$$

The last inequality above follows from the fact that  $H_k^\ell \cdot P$  is symmetric, with maximum eigenvalue  $\sigma_{k,\ell}$ .

The claim follows.  $\square$

**A.3. Proof of Claim 5.8.** We restate Claim 5.8 before presenting its proof.

**Claim 5.8.** For any integers  $k, N > 0$  and  $z \in (0, 1)$ , there is  $\ell_0 = \ell_0(N, z, \Delta)$  such that for any integer  $\ell \geq \ell_0$ , we have  $(\sigma_{k,\ell})^{1/\ell} \leq (1+z)(\sigma_{k,N})^{1/N}$ .

*Proof.* In what follows, we abbreviate  $H_{G,k}$  to  $H_k$ .

Let the integers  $t = \lfloor \frac{\ell}{N} \rfloor$  and  $r \geq 0$  be such that  $\ell = N \cdot t + r$ . We have

$$(\sigma_{k,\ell})^{1/\ell} = \| (H_k)^\ell \|_2^{\frac{1}{\ell}} \leq \| (H_k)^{\ell-r} \|_2^{\frac{1}{\ell}} \cdot \| (H_k)^r \|_2^{\frac{1}{\ell}} \leq \| (H_k)^{\ell-r} \|_2^{\frac{1}{\ell-r}} \cdot \| (H_k)^r \|_2^{\frac{1}{\ell}} . \quad (\text{A.3})$$

Furthermore, noting that  $\ell - r = N \cdot t$ , we get

$$\| (H_k)^{\ell-r} \|_2^{\frac{1}{\ell-r}} = \| (H_k)^{N \cdot t} \|_2^{\frac{1}{N \cdot t}} \leq \| (H_k)^N \|_2^{\frac{1}{N}} = (\sigma_{k,N})^{1/N} . \quad (\text{A.4})$$

Plugging the above into (A.3) we have

$$(\sigma_{k,\ell})^{1/\ell} \leq (\sigma_{k,N})^{1/N} \cdot \| (H_k)^r \|_2^{\frac{1}{\ell}} .$$

Noting that  $\| (H_k)^r \|_2^{\frac{1}{\ell}} \leq (\Delta - 1)^{\frac{r}{\ell}}$  and recalling that  $\Delta$  is bounded, there is fixed  $\ell_0$  such that for  $\ell > \ell_0$  we have  $\| (H_k)^r \|_2^{\frac{1}{\ell}} \leq (1+z)$ . Claim 5.8 follows.  $\square$

**A.4. Proof of Lemma 15.1.** We restate Lemma 15.1 and provide its proof.

**Lemma 15.1.** For any  $\varepsilon \in (0, 1)$ ,  $d > 0$ ,  $R > 1$  and  $\beta \in \mathbb{U}_{\text{Ising}}(R, \varepsilon)$  we have

$$\sup_{\mathbf{y}} \|\nabla H_d(\mathbf{y})\|_\infty \leq \frac{1-\varepsilon}{R} . \quad (\text{15.3})$$

*Proof.* It suffices to show that any  $d > 0$  and any  $\mathbf{y} \in [-\infty, +\infty]^d$  we have

$$\|\nabla H_d(\mathbf{y})\|_\infty \leq \frac{|\beta - 1|}{\beta + 1} . \quad (\text{A.5})$$

Before showing that (A.5) is true, let us show how it implies (15.3). That is, we show that for any  $\beta \in \mathbb{U}_{\text{Ising}}(R, \varepsilon)$ , we have that  $\frac{|\beta-1|}{\beta+1} \leq \frac{1-\varepsilon}{R}$ .

Consider the function  $f(x) = \frac{|x-1|}{x+1}$  defined on the closed interval  $\left[\frac{R-1}{R+1}, \frac{R+1}{R-1}\right]$ . Taking derivatives, it is elementary to verify that  $f(x)$  is increasing in the interval  $1 < x < \frac{R+1}{R-1}$ , while it is decreasing in the interval  $\frac{R-1}{R+1} < x < 1$ . Furthermore, noting that  $f(1) = 0$ , it is direct that

$$\sup_{\beta \in \mathbb{U}_{\text{Ising}}(R, \varepsilon)} f(\beta) = f\left(\frac{R-1+\varepsilon}{R+1-\varepsilon}\right) = f\left(\frac{R+1-\varepsilon}{R-1+\varepsilon}\right) = \frac{1-\varepsilon}{R}.$$

We conclude that (A.5) implies (15.3). It remains to show that (A.5) is true.

Since  $\frac{\partial}{\partial x_i} H_d(x_1, x_2, \dots, x_d) = h(x_i)$ , it suffices to show that for any  $x \in [-\infty, +\infty]$  we have that

$$|h(x)| \leq \frac{|1-\beta|}{1+\beta}. \quad (\text{A.6})$$

For the distribution we consider here, the function  $h(\cdot)$  is given from (15.2). From the above we get that

$$|h(x)| = \frac{|1-\beta^2| \exp(x)}{(b \exp(x) + 1)(b + \exp(x))} = \frac{|1-\beta^2|}{\beta^2 + 1 + \beta(\exp(-x) + \exp(x))}.$$

It is straightforward to verify that  $\phi(x) = e^{-x} + e^x$  is convex and for any  $x \in [-\infty, +\infty]$  and attains its minimum at  $x = 0$ , i.e., we have that  $\phi(x) \geq 2$ . Consequently, we get

$$|h(x)| \leq \frac{|1-\beta^2|}{\beta^2 + 1 + 2\beta} = \frac{|1-\beta|}{1+\beta},$$

for any  $x \in [-\infty, +\infty]$ . The above proves that (A.6) is true and concludes our proof.  $\square$

**A.5. Proof of Claim 14.2.** We restate Claim 14.2 and provide its proof.

**Claim 14.2.** *For  $\varepsilon \in (0, 1)$ ,  $R \geq 2$  and  $0 < \lambda < (1-\varepsilon)\lambda_c(R)$  the following is true: There is  $0 < z < 1$ , which only depend on  $\varepsilon$ , such that for  $\Delta_c = \Delta_c(\lambda)$ , we have*

$$\frac{1-z}{R} \geq \frac{1}{\Delta_c} \quad \text{and} \quad \frac{\lambda}{1+\lambda} < \frac{e^3}{R}. \quad (14.3)$$

*Proof.* It elementary to verify that the function  $\Delta_c(x)$  is decreasing in  $x$ . This implies that for any  $\lambda \leq (1-\varepsilon)\lambda_c(R)$ , we have  $\Delta_c(\lambda) \geq \Delta_c(\lambda_c(R)) = R$ . Particularly, this implies that there is  $0 < z < 1$ , which only depends on  $\varepsilon$  such that  $\Delta_c(\lambda) \geq \frac{R}{(1-z)}$ . This proves the leftmost inequality in (14.3).

As far as the rightmost inequality is concerned, we have

$$\frac{\lambda}{1+\lambda} \leq \lambda < \lambda_c(R). \quad (\text{A.7})$$

The first inequality follows since  $\lambda > 0$ , while the second follows since  $\lambda < \lambda_c(R)$ . From the definition of  $\lambda_c(\cdot)$ , we have

$$\lambda_c(R) = \frac{R^R}{(R-1)^{(R+1)}} = \frac{1}{R} \left(1 + \frac{1}{R-1}\right)^{R+1} \leq \frac{1}{R} \exp\left(\frac{R+1}{R-1}\right) \leq \frac{e^3}{R}. \quad (\text{A.8})$$

For the one before the last inequality we use that  $1+x \leq e^x$ . For the last inequality we note that  $\frac{R+1}{R-1}$  is decreasing in  $R$ , hence, for  $R \geq 2$ , we have that  $\frac{R+1}{R-1} \leq 3$ .

Plugging the above bound into (A.7), gives the rightmost inequality in (14.3). The claim follows.  $\square$

## APPENDIX B. STANDARD LINEAR ALGEBRA

For the matrix  $L \in \mathbb{R}^{N \times N}$  we follow the convention to call it non-negative, if all its entries are non-negative numbers, i.e., every entry  $L_{i,j} \geq 0$ .

For an  $N \times N$  matrix  $L$ , we let  $\xi_i(L)$ , for  $i = 1, \dots, N$ , denote the eigenvalues of  $L$  such that  $\xi_1(L) \geq \xi_2(L) \geq \dots \geq \xi_N(L)$ . Also, we let  $\Phi(L)$  denote the set of distinct eigenvalues of  $L$ . We also refer to  $\Phi(L)$  as the *spectrum* of  $L$ .

We define the *spectral radius* of  $L$ , denoted as  $\rho(L)$ , to be the real number such that

$$\rho(L) = \max\{|\xi| : \xi \in \Phi(L)\} .$$

It is a well-known result that the spectral radius of  $L$  is the greatest lower bound for all of its matrix norms, e.g. see Theorem 6.5.9 in [24]. That is, letting  $\|\cdot\|$  be a matrix norm on  $N \times N$  matrices, we have that

$$\rho(L) \leq \|L\| . \quad (\text{B.1})$$

Furthermore, we let  $\bar{L}$  be the standard matrix transpose of  $L$ . It is useful to mention that when  $L$  is symmetric, i.e.,  $\bar{L} = L$ , we have that  $\rho(L) = \|L\|_2$ .

For  $D, B, C \in \mathbb{R}^{N \times N}$ , we let  $|D|$  denote the matrix having entries  $|D_{i,j}|$ . For the matrices  $B, C$  we define  $B \leq C$  to mean that  $B_{i,j} \leq C_{i,j}$  for each  $i$  and  $j$ . The following is a folklore result e.g. see [29, 24].

**Lemma B.1.** *For integer  $N > 0$ , let  $D, B \in \mathbb{R}^{N \times N}$ . If  $|D| \leq B$ , then  $\rho(D) \leq \rho(|D|) \leq \rho(B)$ .*

**Lemma B.2.** *For integer  $N > 0$ , let  $D \in \mathbb{R}^{N \times N}$ . We have that  $\|D\|_2 \leq \||D|\|_2$ .*

*Proof.* If  $D$  is symmetric, then  $\rho(D) = \|D\|_2$  and  $\rho(|D|) = \||D|\|_2$ . Hence, Lemma B.2 follows as a corollary from Lemma B.1.

Let us consider the general case, i.e., where  $D$  is not necessarily symmetric. Let  $\bar{D}$  be the standard matrix transpose of  $D$ . We have that

$$\|D\|_2^2 = \|D \cdot \bar{D}\|_2 \leq \||D \cdot \bar{D}|\|_2 \leq \||D| \cdot |\bar{D}|\|_2 = \||D|\|_2^2. \quad (\text{B.2})$$

The first inequality follows by noting that  $D \cdot \bar{D}$  is a symmetric matrix. The second inequality follows by noting that  $|D \cdot \bar{D}| \leq |D| \cdot |\bar{D}|$ .

Lemma B.2 follows.  $\square$

**Lemma B.3.** *For integer  $N > 0$ , let  $D, B \in \mathbb{R}_{\geq 0}^{N \times N}$ . If  $D \leq B$ , then  $\|D\|_2 \leq \|B\|_2$ .*

*Proof.* We have that  $\|D\|_2 = \sup_{\mathbf{z} \in \mathbb{R}^N: \|\mathbf{z}\|_2=1} \|D\mathbf{z}\|_2$ . Hence, we have that

$$\|D\|_2 = \sup_{\mathbf{z} \in \mathbb{R}^N: \|\mathbf{z}\|_2=1} \sqrt{\sum_{i=1, \dots, N} \sum_{j=1, \dots, N} D(i, j) \cdot \mathbf{z}(j)} . \quad (\text{B.3})$$

Since the entries of  $D$  are assumed to be non-negative, it is elementary to verify that supremum, above, is achieved for  $\mathbf{z}$  whose entries are non-negative.

Let  $\mathbf{x} \in \mathbb{R}^N$  be such that  $\|\mathbf{x}\|_2 = 1$  and  $\|D \cdot \mathbf{x}\|_2 = \|D\|_2$ , while let  $\mathbf{v} = D\mathbf{x}$  and  $\mathbf{w} = B\mathbf{x}$ . Since the entries of  $B$  are assumed to be non-negative, while  $D \leq B$ , for any  $i \in [N]$  we have that  $\mathbf{w}(i) \geq \mathbf{v}(i)$ . Clearly, this implies that

$$\|D\|_2 = \|\mathbf{v}\|_2 \leq \|\mathbf{w}\|_2 \leq \|B\|_2 . \quad (\text{B.4})$$

The above concludes the proof of Lemma B.3.  $\square$

CHARILAOS EFTHYMIU, charilaos.efthymiou@warwick.ac.uk, UNIVERSITY OF WARWICK, COVENTRY, CV4 7AL, UK.