

# OPTIMAL TWO-PARAMETER PORTFOLIO MANAGEMENT STRATEGY WITH TRANSACTION COSTS

CHUTIAN MA AND PAUL SMITH

**ABSTRACT.** We consider a simplified model for optimizing a single-asset portfolio in the presence of transaction costs given a signal with a certain autocorrelation and cross-correlation structure. In our setup, the portfolio manager is given two one-parameter controls to influence the construction of the portfolio. The first is a linear filtering parameter that may increase or decrease the level of autocorrelation in the signal. The second is a numerical threshold that determines a symmetric “no-trade” zone. Portfolio positions are constrained to a single unit long or a single unit short. These constraints allow us to focus on the interplay between the signal filtering mechanism and the hysteresis introduced by the “no-trade” zone. We then formulate an optimization problem where we aim to minimize the frequency of trades subject to a fixed return level of the portfolio. We show that maintaining a no-trade zone while removing autocorrelation entirely from the signal yields a locally optimal solution. For any given “no-trade” zone threshold, this locally optimal solution also achieves the maximum attainable return level, and we derive a quantitative lower bound for the amount of improvement in terms of the given threshold and the amount of autocorrelation removed.

## CONTENTS

1. Introduction	1
2. Problem Formulation	3
2.1. Constraining the signal	3
2.2. Constraining the portfolio	4
2.3. The optimization problem	5
3. Main results	5
4. Properties of the correlation function	6
4.1. Estimating the contribution of a strong signal	7
4.2. Estimating the drag from hysteresis	7
5. Expected survival times	12
5.1. The expected stopping time $h(x, \alpha, \eta)$	12
5.2. The expected survival time $H(\alpha, \eta)$	12
6. Solution to the optimization problem	14
7. Directions for future investigation	16
Appendix A. Existence and uniqueness of $h(x, \alpha, \eta)$	17
Appendix B. Partial derivatives of $h(x, \alpha, \eta)$	21
References	25

## 1. INTRODUCTION

We consider an optimization problem for a discrete-time stochastic system motivated by a portfolio construction and optimization question that arises in practice in quantitative finance in the presence of transaction costs. Suppose a portfolio manager is in possession of a signal that is positively correlated with the immediate subsequent price movement of the asset but uncorrelated

otherwise. The manager seeks to build his portfolio so that the expected return is maximized over the trading period. A greedy approach would be to set the portfolio proportional to the signal strength at each stage. However, in the presence of transaction costs, trading frequently is costly, incurring slippage, and diminishes the total return. Thus, the portfolio manager must weigh the potential gain and slippage against each other in order to obtain an optimal balance. In this paper, we formulate the preceding question in an optimization problem where the manager seeks to minimize the number of trades, thus minimizing the impact of transaction costs, under the constraint of a fixed return level.

In the absence of transaction costs, the portfolio optimization problem was first studied by Merton in [15] and [16] in the continuous time setting. Without transaction costs, the optimal policy is to update the portfolio to the optimal state predicted by the signal at each period, which is called “Markowitz portfolio”. However, in the presence of transaction costs, this is often not optimal, as trading into a large position, for example, will incur future costs when it is time to unwind the trade. In fact, Magill and Constantinides show in [13] that the optimal policy in the presence of transaction costs takes the form of a “no-trade zone”. They proved in the multi-asset context that the investor should keep the proportion of the wealth invested in various assets inside a certain region. In other words, if the investor starts with his portfolio inside the no-trade zone, a future transaction only occurs at the boundary of the no-trade zone. In the context of single-asset portfolio, the policy of a no-trade zone simply means that we only trade when the predictive signal exceeds a specified threshold.

Since the work of Magill and Constantinides, various results have been established regarding the properties and characterization of the no-trade zone policy. For example, Constantinides in [6] gave a detailed analysis of the shape and other analytic properties of the no-trade zone. More recently, [14] derived a closed form expression for the no-trade zone.

An alternative approach to reduce the slippage from transaction costs is to “slow down” the trades. Nicolae Gârleanu and Lasse Heje Pedersen in their paper [8] showed that rather than pursuing the Markowitz portfolio at each period, the portfolio manager should instead keep his portfolio as a linear combination of the current portfolio and an “aim” portfolio, which the authors summarize as “trade partially toward the target”. In this paper, we propose an alternative approach to slow down trading. Namely, the portfolio manager may choose to slow down the signal instead of the portfolio via the application of moving averages. Mathematically, a moving average is a convolutional operator. Thus it is able to reduce the amount of erroneous trading by de-noising the signal. See [9] Chapter 3 for a detailed discussion. In addition to its de-noising properties, moving averages are widely used to extract information from financial time series. Zumbach and Müller in [21] treated inhomogeneous time series with moving averages. They developed a framework so that a set of basic moving averages can be combined to estimate more sophisticated quantities, such as different kinds of volatility and correlation. For earlier work that deal with homogeneous time series, we refer the reader to [10], [19] and [11]. Among various filters, the exponential moving average is a simple yet successful one and indeed has many optimal properties in forecasting. See [17] for a general discussion and [20] for its application in finance data smoothing. In general, passing the signal through filters helps de-noise the signal, which in turn reduces trading and hence the cumulative transaction costs.

In this paper we aim to analyze the portfolio management problem of a single asset with both a no-trade zone and a moving average incorporated into our strategy. We will study the interaction between the two methods and find the optimal no-trade zone and the optimal amount of smoothing that together minimize the trading frequency subject to a fixed return level constraint. The problem can be formulated as an optimization problem, with two parameters  $\alpha$  and  $\eta$ , where  $\eta$  controls the size of the no-trade zone and  $\alpha$  controls the strength of smoothing. We prove that using a no-trade zone alone is sufficient to yield the locally optimal solution. In other words, if the portfolio manager

starts with an autocorrelated signal, it is more effective to remove the autocorrelation and rely on the no-trade zone alone in portfolio construction.

**Remark 1.** *Note that heuristically our result is consistent with the Markov nature of the problem, i.e., the reward function depends only on the current state. One will indeed expect the optimal policy to use the information from the current period only (see [1] for a detailed discussion).*

## 2. PROBLEM FORMULATION

In this paper, we consider a simplified case where the portfolio consists of a single asset and we allow only two positions: namely go long by 1 unit or short by 1 unit. The policy of having a no-trade zone is then reduced to setting symmetric thresholds and switching positions only when the signal crosses the opposing threshold.

Informally, we have access to a real-valued random *signal*  $X_t$  at time  $t$  that is correlated with a real-valued random *return*  $Y_t$ . Moreover, we assume that  $X_t$  is uncorrelated with  $Y_s$  for  $t \neq s$ . At time  $t$ , we observe  $X_t$  and then determine a position  $w_t$ . After entering position  $w_t$ , we realize the *reward*  $w_t \cdot Y_t$ . If  $w_t$  differs from  $w_{t-1}$  (we discuss initialization in more detail below), then we incur some cost, e.g., a *transaction cost*. So far, if we introduce some assumptions on the moments of  $Y_t$  (e.g., the first and second moments exist and are finite), this corresponds to a simplified version of a standard portfolio optimization problem.

We simultaneously consider two extensions of this standard problem. First, we assume some additional structure on the signal  $X_t$  over time, either given a priori or determined through the selection from a 1-parameter family of linear filters. Second, we consider the reward/cost trade-off over the long-term (multiple periods) in that we consider average rewards and average costs.

More formally, let  $\{X_t\} \sim \mathcal{N}(0, 1)$ ,  $t = 0, 1, 2, \dots$ , denote a sequence of independent identically distributed (*iid*) Gaussian random variables. We refer to this sequence of random variables as the signal. Let  $\{\epsilon_t\} \sim \mathcal{N}(0, 1)$ ,  $t = 0, 1, 2, \dots$  denote another iid sequence of Gaussian random variables, independent from the first. We refer to this as the noise sequence. Let  $0 < \rho < 1$  be a fixed correlation coefficient, and define the sequence  $\{Y_t\}$  of random variables via

$$Y_t = \rho X_t + \sqrt{1 - \rho^2} \epsilon_t. \quad (1)$$

We interpret  $\{Y_t\}$  as the return of a financial instrument. Note that we work with a standard random walk rather than an exponential random walk. On short time scales, a standard random walk (or, in the continuous limit, a standard Brownian motion) may be a more appropriate price model than an exponential one (e.g., see the discussion in [3][§2.1.1]).

**2.1. Constraining the signal.** Above we introduced the signal  $X_t$  as a sequence of iid Gaussians. An important and naturally motivated class of signals is the class of stable first order linear autoregressive processes, i.e., stable AR(1) processes. The continuous analogue is the Ornstein-Uhlenbeck process (not considered in this work). References for the role of AR(1) processes in time series modeling, including how they fit into the broader ARIMA framework, structural time series modeling, and Bayesian frameworks, include [4], [12], and, more recently, [18].

AR(1) models are a natural object of study in a portfolio signal context for at least three reasons:

- (1) A signal generating process may exhibit AR(1)-type behavior natively
- (2) A signal whose properties appear noise-like becomes AR(1) after exponential smoothing (a common filtering operation).
- (3) An AR(1) model may stand as a sufficiently good approximation of a more complicated process

Focusing attention on standard Gaussian AR(1) processes is in part motivated by a standard practice of preparing candidate signals to have, unconditionally, mean zero, standard deviation

one, transformed outliers (through Winsorizing, trimming, or some other process), and a Gaussian-like profile. A second motivation comes from the common practice of passing a “fast” signal (one with autocorrelation much less than 1) through a linear low-pass filter, such as an infinite impulse response moving average filter.

A third motivation relates to the ergodic behavior of such processes. Informally speaking, an AR(1) process is positive as much and as often as it is negative. Translated into a portfolio context, this implies that, over suitably long horizons, positive or negative positions should not “build up” (which may suggest unresolved cointegration effects to remove, or would have adverse risk implications for a portfolio over the long term).

For our purposes, we restrict attention to Gaussian AR(1) processes with autocorrelation between zero (the iid Gaussian case) and one. For convenience, we normalize such processes to have standard deviation one. In fact, every such AR(1) process may be obtained from an iid Gaussian process through exponential smoothing, and so we introduce the 1-parameter family of smoothed signals  $\tilde{X}_t$ , which are obtained from  $X_t$  through exponential smoothing:

**Definition 1** (Exponential moving average). *Given  $0 \leq \alpha < 1$ , define*

$$X_t \xrightarrow{EMA} \tilde{X}_t = \sqrt{1 - \alpha^2}(X_t + \alpha X_{t-1} + \alpha^2 X_{t-2} + \alpha^3 X_{t-3} + \dots) \quad (2)$$

Note that  $\tilde{X}_t \sim \mathcal{N}(0, 1)$  unconditionally and

$$\tilde{X}_t = \alpha \tilde{X}_{t-1} + \sqrt{1 - \alpha^2} X_t. \quad (3)$$

Observe that  $\tilde{X}_{t-1}$  and  $X_t$  are independent and that, by construction,  $\tilde{X}_t$  is an AR(1) process with autocorrelation  $\alpha$ . We note that an analogous correspondence exists in the continuous case [2].

**2.2. Constraining the portfolio.** In this section we take the signal  $\tilde{X}_t = \tilde{X}_t(\alpha)$  as given and consider a simple portfolio construction procedure based on thresholding and hysteresis:

**Definition 2** (Portfolio construction rule). *Given smoothed signal  $\tilde{X}_t$  and parameter  $\eta > 0$ , we construct the portfolio  $W_t$  by*

$$W_t = \begin{cases} 1, & \tilde{X}_t \geq \eta \\ -1, & \tilde{X}_t \leq -\eta \\ 1, & -\eta < \tilde{X}_t < \eta, W_{t-1} = 1 \\ -1, & -\eta < \tilde{X}_t < \eta, W_{t-1} = -1 \end{cases} \quad (4)$$

In the absence of transaction costs, an optimal portfolio would take a position proportional to the strength of the signal (at least under the assumptions we have made on our stochastic processes). In practice, this behavior is not followed in certain regimes. For example, if the absolute value of the signal is sufficiently large (in theory, it is unbounded), then a proportional position may exceed a risk budget. On the other hand, small deviations in the signal may imply small trades, which, in the presence of transaction costs, may cease to have positive expected value. The first point may be formalized in a risk model by imposing a limit on the  $L^\infty$  norm in a mean-variance optimization. The latter behavior may be observed should a transaction cost term, proportional to the absolute value of the trade size, be included in the optimization problem (e.g., see the discussion of a “no-trade” region in [14]).

Rather than consider the full mean-variance optimization problem, we simplify by admitting two states: a “long” position of +1, and a “short” position of -1. See figure 1 for an illustration of how the thresholds define the portfolio. Here the upper and lower thresholds are set to be +1 and -1.

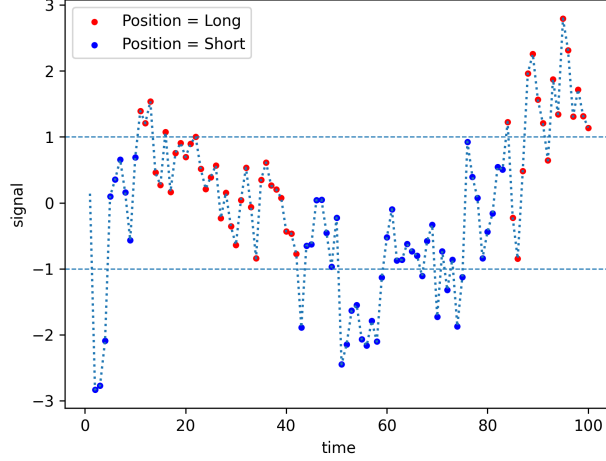


FIGURE 1. An AR(1) signal and its corresponding portfolio

**2.3. The optimization problem.** The return of the portfolio can be measured by the correlation between target and portfolio.

**Definition 3** (Portfolio target correlation function). *Define  $K(\alpha, \eta)$  by*

$$K(\alpha, \eta) := \mathbb{E}[W_t Y_t] \quad (5)$$

We acknowledge that this measurement is in fact an approximation of return, as the value of the portfolio will in general fluctuate from period to period in the absence of trading. However, when sufficiently short time periods and typical scales of returns are considered, these effects are second order, and so for simplicity we choose to ignore them in favor of a simple measurement of performance.

Various models of transaction costs and the resulting optimization problems have been studied, e.g. linear model in [7], quadratic model in [8], and an in-between model in [5]. In this paper, we do not assume a specific model for transaction costs. Instead, we measure the negative effects of transaction costs by trading frequency. Due to transaction costs and the risk of slippage, we generally want to reduce the frequency of trading. We define the following survival time function to measure the time needed for  $\tilde{X}_t$  to pass the lower barrier  $-\eta$  given some starting position  $x_0 \in \mathbb{R}$ .

**Definition 4** (Survival time). *Let  $\alpha \in [0, 1)$  and suppose  $\tilde{X}_t$  and  $W_t$  are defined as in (3) and (4), respectively. For  $\eta > 0$  and initial position  $\tilde{X}_0 = x_0$ , we define the survival time random variable  $\tau_{\alpha, \eta, x_0}$  as*

$$\tau_{\alpha, \eta, x_0} := \inf_t \{t | \tilde{X}_t \leq -\eta\} \quad (6)$$

*We define the expected survival time as*

$$H(\alpha, \eta) = \mathbb{E}_{x_0}[\tau_{\alpha, \eta, x_0} | x_0 > \eta] \quad (7)$$

We formulate the problem as follows:

**Optimization Problem 1.** *Given  $c > 0$ , maximize the expected survival time (7) under the correlation constraint  $K(\alpha, \eta) \geq c$ .*

### 3. MAIN RESULTS

Our main result is stated in the following Theorem:

**Theorem 1.** *A locally optimal solution to the constrained optimization problem 1 occurs at  $\alpha = 0$  and  $\eta_0$  such that  $K(0, \eta_0) = c$ . In other words, to optimize the portfolio it suffices to adjust the threshold without applying any small amount of AR(1) smoothing. The appendix includes technical results required by our argument.*

In figure 2, we plot the contour lines of the expected survival time function generated from a numerical simulation of the process. We will use the Lagrange multiplier method to prove theorem

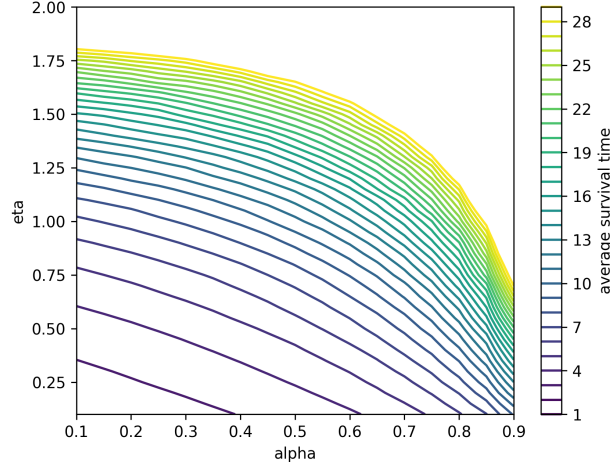


FIGURE 2. Contour lines of  $H(\alpha, \eta)$

1. The outline of the paper is as follows. In §4, we study the correlation function over the full parameter space  $(\alpha, \eta) \in [0, 1) \times [0, \infty)$  and prove stronger results near  $\alpha = 0$ . In §5, we study the survival time function and prove the main result in the next section. In §7, we comment on a few related problems remaining to be explored.

#### 4. PROPERTIES OF THE CORRELATION FUNCTION

We begin by decomposing the correlation function (5) into two pieces, which we handle separately. Define  $W(x) : \mathbb{R} \rightarrow \mathbb{R}$  by

$$W(x) = \begin{cases} 1 & x \geq \eta \\ 0 & -\eta < x < \eta \\ -1 & x \leq -\eta \end{cases} \quad (8)$$

Note that this is distinct from, but related to, the portfolio  $W_t$  at time  $t$ .

Using (1) and the independence of  $W_t$  and  $\varepsilon_t$ , we have

$$\begin{aligned} K(\alpha, \eta) &= \mathbb{E}(W_t Y_t) \\ &= \mathbb{E}(W_t(\rho X_t + \sqrt{1 - \rho^2} \varepsilon_t)) \\ &= \rho \mathbb{E}(W_t X_t) \end{aligned} \quad (9)$$

Let  $\chi(S)$  be the characteristic function of set  $S$  in the sample space. We have

$$1 = \chi(\tilde{X}_t \geq \eta) + \chi(\tilde{X}_t \leq -\eta) + \chi(-\eta < \tilde{X}_t < \eta, W_{t-1} = 1) + \chi(-\eta < \tilde{X}_t < \eta, W_{t-1} = -1)$$

Using  $\chi$ , we may split (9) into

$$\begin{aligned}
(9) &= \rho \mathbb{E}(W(\tilde{X}_t)X_t\chi(\tilde{X}_t \geq \eta)) \\
&\quad + \rho \mathbb{E}(W(\tilde{X}_t)X_t\chi(\tilde{X}_t \leq -\eta)) \\
&\quad + \rho \mathbb{E}(X_t\chi(-\eta < \tilde{X}_t < \eta, W_{t-1} = 1)) \\
&\quad - \rho \mathbb{E}(X_t\chi(-\eta < \tilde{X}_t < \eta, W_{t-1} = -1))
\end{aligned} \tag{10}$$

Denote the first two terms in (10) by  $K_0(\alpha, \eta)$ , i.e.,

$$K_0(\alpha, \eta) = \rho \left[ \mathbb{E}(W(\tilde{X}_t)X_t\chi(\tilde{X}_t \geq \eta)) + \mathbb{E}(W(\tilde{X}_t)X_t\chi(\tilde{X}_t \leq -\eta)) \right]$$

and the last two terms by  $\mathcal{E}(\alpha, \eta)$ :

$$\mathcal{E}(\alpha, \eta) = \rho \left[ \mathbb{E}(X_t\chi(-\eta < \tilde{X}_t < \eta, W_{t-1} = 1)) - \mathbb{E}(X_t\chi(-\eta < \tilde{X}_t < \eta, W_{t-1} = -1)) \right].$$

We may consider  $G_0$  as the contribution from a “strong” signal (relative to the threshold  $\eta$ ), and  $\mathcal{E}$  as the contribution from a “weak” signal, which, given the thresholding rule, results in a hysteresis effect.

**4.1. Estimating the contribution of a strong signal.** We compute  $K_0$  explicitly.

$$\begin{aligned}
K_0(\alpha, \eta) &= \rho \mathbb{E}(W(\alpha\tilde{X}_{t-1} + \sqrt{1-\alpha^2}X_t)X_t) \\
&= 2\rho \iint_{\sqrt{1-\alpha^2}x + \alpha z \geq \eta} x \cdot \frac{1}{2\pi} e^{-\frac{x^2+z^2}{2}} dx dz \\
&= \frac{2\rho}{2\pi} \int_{-\infty}^{+\infty} \int_{-\frac{\alpha}{\sqrt{1-\alpha^2}}z + \frac{\eta}{\sqrt{1-\alpha^2}}}^{+\infty} x e^{-\frac{x^2}{2}} dx e^{-\frac{z^2}{2}} dz \\
&= \frac{2\rho}{2\pi} \int_{-\infty}^{+\infty} e^{-\frac{1}{2(1-\alpha^2)}(\alpha^2 z^2 - 2\alpha\eta z + \eta^2)} \cdot e^{-\frac{z^2}{2}} dz \\
&= \frac{2\rho}{\sqrt{2\pi}} \int_{-\infty}^{+\infty} \frac{1}{\sqrt{2\pi(1-\alpha^2)}} e^{-\frac{1}{2(1-\alpha^2)}(z-\alpha\eta)^2 - \frac{\eta^2}{2}} dz \\
&= \frac{2\rho}{\sqrt{2\pi}} e^{-\frac{\eta^2}{2}} \sqrt{1-\alpha^2}.
\end{aligned} \tag{11}$$

**4.2. Estimating the drag from hysteresis.** The two terms in  $\mathcal{E}$  are both negative and equal due to symmetry. We estimate them by further conditioning on  $W_k$ ,  $k \leq t$ . Let  $\Omega_k$ ,  $k = 0, 1, 2, \dots$ , denote the event

$$\Omega_k = \bigcap_{j=0}^k \{-\eta < \tilde{X}_{t-j} < \eta\}. \tag{12}$$

Then we can decompose  $\mathcal{E}$  as the series

$$\begin{aligned}
\mathcal{E}(\alpha, \eta) &= 2\rho \mathbb{E}(X_t\chi(-\eta < \tilde{X}_t < \eta, W_{t-1} = 1)) \\
&= 2\rho \mathbb{E}(X_t\chi(-\eta < \tilde{X}_t < \eta, \tilde{X}_{t-1} \geq \eta)) + 2\rho \mathbb{E}(X_t\chi(\Omega_1, W_{t-2} = 1)) \\
&= 2\rho \mathbb{E}(X_t\chi(\Omega_0, \tilde{X}_{t-1} \geq \eta)) + 2\rho \mathbb{E}(X_t\chi(\Omega_1, \tilde{X}_{t-1} \geq \eta)) \\
&\quad + 2\rho \mathbb{E}(X_t\chi(\Omega_2, W_{t-3} = 1)) \\
&= \dots \\
&= \sum_{k=0}^{+\infty} 2\rho \mathbb{E}[X_t\chi(\Omega_k, \tilde{X}_{t-k-1} \geq \eta)]
\end{aligned} \tag{13}$$

We denote the  $k$ -th term in the sum by  $\mathcal{E}_k$ , i.e.

$$\mathcal{E}_k(\alpha, \eta) = 2\rho\mathbb{E}[X_t\chi(\Omega_k, \tilde{X}_{t-k-1} \geq \eta)] \quad (14)$$

Now we evaluate the  $\mathcal{E}_k$  and their derivatives at  $\alpha = 0$ .

**Lemma 1.** *All  $\mathcal{E}_k$  are non-positive and  $\frac{\partial^j \mathcal{E}_k}{\partial \alpha^j}$  vanish at  $\alpha = 0$  for all  $0 \leq j \leq k$ . In particular,  $\mathcal{E}_k(0, \eta) = 0$  for all  $k$ , and*

$$\begin{aligned} \frac{\partial \mathcal{E}_k}{\partial \alpha}(0, \eta) &= 0 \quad \text{for } k \geq 1 \\ \frac{\partial^2 \mathcal{E}_k}{\partial \alpha^2}(0, \eta) &= 0 \quad \text{for } k \geq 2 \end{aligned} \quad (15)$$

We also compute the following quantities explicitly:

$$\mathcal{E}_0(\alpha, \eta) = \frac{2\rho}{\sqrt{2\pi}} e^{-\frac{\eta^2}{2}} \sqrt{1-\alpha^2} \left( F\left(\sqrt{\frac{1-\alpha}{1+\alpha}}\eta\right) - F\left(\sqrt{\frac{1+\alpha}{1-\alpha}}\eta\right) \right) \quad (16)$$

and

$$\frac{\partial^2 \mathcal{E}_1}{\partial \alpha^2}(0, \eta) = -8\rho\eta f(\eta)^2 (F(\eta) - F(-\eta) - 2f(\eta)) \quad (17)$$

where  $F(x)$  and  $f(x)$  are respectively the cdf and pdf of a standard Gaussian distribution.

*Proof.* We first prove (16). Recall that

$$\tilde{X}_t = \alpha\tilde{X}_{t-1} + \sqrt{1-\alpha^2}X_t$$

and  $X_t, \tilde{X}_{t-1}$  are independent. The LHS of (16) is equal to

$$2\rho \int_{\eta}^{+\infty} \int_{-\frac{\alpha y}{\sqrt{1-\alpha^2}} - \frac{\eta}{\sqrt{1-\alpha^2}}}^{-\frac{\alpha y}{\sqrt{1-\alpha^2}} + \frac{\eta}{\sqrt{1-\alpha^2}}} x \cdot \frac{1}{2\pi} e^{-\frac{x^2+y^2}{2}} dx dy \quad (18)$$

and (16) follows from direct computation. We now prove (15) by showing that

$$\mathcal{E}_k \leq \alpha^{k+1} C(k, \eta) \quad (19)$$

for some  $C(k, \eta) > 0$  and for  $\alpha$  bounded away from 1. This indicates that the first order partial derivative in  $\alpha$  is zero at  $\alpha = 0$ . We prove the claim for  $k = 1$ . The proof for larger  $k$  follows from similar arguments.

Express the LHS of (19) by an iterated integral, where variables for integration and the random variables correspond as below:

$$x \sim X_t, \quad y \sim X_{t-1}, \quad z \sim \tilde{X}_{t-2}.$$

The integral representation of (19)

$$\iiint_{\Sigma} x \cdot \frac{1}{(\sqrt{2\pi})^3} e^{-\frac{x^2+y^2+z^2}{2}} dx dy dz = \iint_{(y,z) \in \Sigma_0} \int_{x \in I(y,z)} x e^{-\frac{x^2}{2}} dx \frac{1}{(\sqrt{2\pi})^3} e^{-\frac{y^2+z^2}{2}} dy dz, \quad (20)$$

where the regions are

$$\begin{aligned} \Sigma_0 &= \{(y, z) | z \geq \eta, -\eta \leq \sqrt{1-\alpha^2}y + \alpha z \leq \eta\} \\ I(y, z) &= \{-\eta \leq \sqrt{1-\alpha^2}x + \alpha(\sqrt{1-\alpha^2}y + \alpha z) \leq \eta\} \\ \Sigma &= \{(x, y, z) | (y, z) \in \Sigma_0, x \in I(y, z)\}. \end{aligned} \quad (21)$$

Let us examine the inner integral w.r.t  $x$ . The interval  $I(y, z)$  is equal to a shifted version of

$$I_0 = \left(-\frac{\eta}{\sqrt{1-\alpha^2}}, \frac{\eta}{\sqrt{1-\alpha^2}}\right)$$



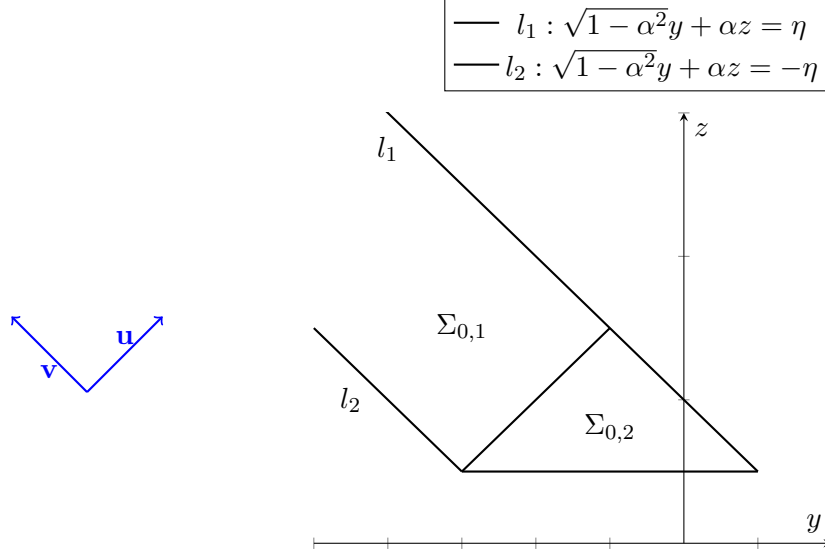


FIGURE 3. Plot of  $\Sigma_{0,1}$  and  $\Sigma_{0,2}$ .

which is centered at origin. The shift is equal to

$$-\frac{\alpha}{\sqrt{1-\alpha^2}}\eta \leq \frac{1}{\sqrt{1-\alpha^2}}(\alpha(\sqrt{1-\alpha^2}y + \alpha z)) \leq \frac{\alpha}{\sqrt{1-\alpha^2}}\eta.$$

Note that the  $x$ -integral on the unshifted interval  $I_0$  is equal to 0. When  $\alpha$  is small, cancelation is still valid on a large portion of  $I$ , leaving only a subinterval of length  $\mathcal{O}(\alpha)$  that contributes to the integral.

Thus, we have

$$\int_{x \in I(y,z)} x e^{-\frac{x^2}{2}} dx \leq C(\eta)\alpha \quad (22)$$

uniformly in  $y, z$ . The other  $\alpha$  factor results from cancelation in the  $y$ - $z$  plane. In fact, if we make the change of variable

$$\begin{aligned} u &= \sqrt{1-\alpha^2}y + \alpha z \\ v &= -\alpha y + \sqrt{1-\alpha^2}z \end{aligned}$$

and abuse the notation by denoting  $I(y(u, v), z(u, v))$  by  $I(u, v)$  for simplicity, then we have

$$\int_{I(u,v)} x e^{-\frac{x^2}{2}} dx = - \int_{I(-u,v)} x e^{-\frac{x^2}{2}} dx. \quad (23)$$

Also, note that  $y^2 + z^2 = u^2 + v^2$ . Thus

$$\frac{1}{(\sqrt{2\pi})^3} e^{-\frac{y^2+z^2}{2}} = \frac{1}{(\sqrt{2\pi})^3} e^{-\frac{u^2+v^2}{2}} \quad (24)$$

is even in  $u$  for each fixed  $v$ .

With the new variables, the region of the double integral becomes

$$\begin{aligned}\Sigma_0 = & \{(u, v) | -\eta < u < \eta, v > \sqrt{\frac{1+\alpha}{1-\alpha}}\eta\} \\ & \cup \{-\eta < u < \eta, \sqrt{\frac{1+\alpha}{1-\alpha}}\eta - (u+\eta)\frac{\alpha}{\sqrt{1-\alpha^2}} < v < \sqrt{\frac{1+\alpha}{1-\alpha}}\eta\} \\ & := \Sigma_{0,1} + \Sigma_{0,2}\end{aligned}$$

where  $\Sigma_{0,1}, \Sigma_{0,2}$  are rectangular and triangular regions, respectively. The line integral of  $\int_{I(u,v)} x e^{-\frac{x^2}{2}} dx$  along the  $u$  direction cancels in  $\Sigma_{0,1}$  due to (23): for  $v \geq \sqrt{\frac{1+\alpha}{1-\alpha}}\eta$ ,

$$\int_{-\eta}^{+\eta} \int_{I(u,v)} x e^{-\frac{x^2}{2}} dx du = 0 \quad (25)$$

The area of  $\Sigma_{0,2}$  is bounded by  $C(\eta)\alpha$ . Pairing this fact with (22), we get

$$\iint_{\Sigma_{0,2}} \int_{I(u,v)} x \cdot \frac{1}{(\sqrt{2\pi})^3} e^{-\frac{x^2+u^2+v^2}{2}} dx du dv \leq C(\eta)\alpha^2 \quad (26)$$

This proves the  $\alpha^2$  bound. To show the negativity, one only need to notice that

$$\iint_{\Sigma_{0,2}} \int_{I(u,v)} x e^{-\frac{x^2}{2}} dx du \leq 0 \quad (27)$$

due to missing contribution from negative  $u$ . This concludes the proof for the  $k = 1$  term. The argument for the higher order terms is similar.

We need the second order derivatives of  $K(\alpha, \eta)$ . The  $\frac{\partial^2}{\partial \eta^2}$  and  $\frac{\partial^2}{\partial \alpha \partial \eta}$  ones are relatively easy. Here we compute the  $\frac{\partial^2}{\partial \alpha^2}$ . The  $K_0$  term and the  $k = 0$  term of  $\mathcal{E}$  have explicit expressions. Note that  $k \geq 2$  terms of  $\mathcal{E}$  do not contribute to  $\frac{\partial^2 \mathcal{E}}{\partial \alpha^2}$ . It only remains to compute that of the  $k = 1$  term, i.e. (20). Note that the integral region for  $x$  (after  $u, v$  change of coordinates) is

$$I(u, v) = \left[ -\frac{\alpha}{\sqrt{1-\alpha^2}}u + \frac{\eta}{\sqrt{1-\alpha^2}}, \frac{\alpha}{\sqrt{1-\alpha^2}}u + \frac{\eta}{\sqrt{1-\alpha^2}} \right] \quad (28)$$

Integrating in  $x$  and recalling that  $\Sigma_{0,1}$  does not contribute to the triple integral, we have

$$(20) = \int_{\Sigma_{0,2}} \frac{1}{2\pi} e^{-\frac{u^2+v^2}{2}} \left[ f\left(\frac{\alpha}{\sqrt{1-\alpha^2}}u + \frac{\eta}{\sqrt{1-\alpha^2}}\right) - f\left(-\frac{\alpha}{\sqrt{1-\alpha^2}}u + \frac{\eta}{\sqrt{1-\alpha^2}}\right) \right] du dv \quad (29)$$

We do a Taylor series expansion to the integrand w.r.t.  $\alpha$  around  $\alpha = 0$  and get

$$(20) = \int_{\Sigma_{0,2}} \frac{1}{2\pi} e^{-\frac{u^2+v^2}{2}} f'(\eta) \cdot 2\alpha u + H.O.T du dv \quad (30)$$

Rewrite the bounds of  $\Sigma_{0,2}$  as

$$\sqrt{\frac{1+\alpha}{1-\alpha}}\eta - \frac{2\alpha\eta}{\sqrt{1-\alpha^2}} \leq v \leq \sqrt{\frac{1+\alpha}{1-\alpha}}\eta, \quad -\frac{\sqrt{1-\alpha^2}}{\alpha}v + \frac{\eta}{\alpha} \leq u \leq \eta \quad (31)$$

and make another change of variables

$$v = \sqrt{\frac{1+\alpha}{1-\alpha}}\eta + \frac{\alpha\eta}{\sqrt{1-\alpha^2}}w, \quad -2 \leq w \leq 0 \quad (32)$$

Under the new variables,  $\Sigma_{0,2}$  becomes

$$-2 \leq w \leq 0, \quad -(w+1)\eta \leq u \leq \eta \quad (33)$$

Then we have

$$(20) = 2\alpha f'(-\eta) \int_{-2}^0 \int_{-(w+1)\eta}^{\eta} \frac{1}{\sqrt{2\pi}} u e^{-\frac{u^2}{2}} du \frac{1}{\sqrt{2\pi}} e^{-\frac{1}{2}(\sqrt{\frac{1+\alpha}{1-\alpha}}\eta + \frac{\alpha\eta}{\sqrt{1-\alpha^2}}w)^2} \frac{\alpha\eta}{\sqrt{1-\alpha^2}} dw + H.O.T \quad (34)$$

The coefficient of  $\alpha^2$  evaluated at  $\alpha = 0$  gives us (one half) the second order derivative. Thus  $\frac{\partial^2 \mathcal{E}_1}{\partial \alpha^2}(0, \eta)$  is equal to

$$8\eta f'(\eta) f(\eta) \int_{-2}^0 (f(-(w+1)\eta) - f(\eta)) dw = -8\eta f(\eta)^2 (F(\eta) - F(-\eta) - 2f(\eta)) \quad (35)$$

□

In the next lemma, we compute the gradient of  $K$  at  $\alpha = 0$ .

**Lemma 2.**  $\nabla K(0, \eta)$  is given by

$$\begin{aligned} \frac{\partial K}{\partial \alpha}(0, \eta) &= -\frac{2\rho}{\pi} \eta e^{-\eta^2} \\ \frac{\partial K}{\partial \eta}(0, \eta) &= -\frac{2\rho}{\sqrt{2\pi}} \eta e^{-\frac{\eta^2}{2}} \end{aligned} \quad (36)$$

*Proof.* Since the  $\mathcal{E}_k$  ( $k \geq 1$ ) do not contribute to  $\frac{\partial K}{\partial \alpha}(0, \eta)$ , we have

$$\begin{aligned} \frac{\partial K}{\partial \alpha}(0, \eta) &= \left. \frac{\partial}{\partial \alpha} \right|_{\alpha=0} K_0(\alpha, \eta) + \frac{2}{\sqrt{2\pi}} e^{-\frac{\eta^2}{2}} \sqrt{1-\alpha^2} \left( F\left(\sqrt{\frac{1-\alpha}{1+\alpha}}\eta\right) - F\left(\sqrt{\frac{1+\alpha}{1-\alpha}}\eta\right) \right) \\ &= \left. \frac{\partial}{\partial \alpha} \right|_{\alpha=0} \frac{2}{\sqrt{2\pi}} e^{-\frac{\eta^2}{2}} \sqrt{1-\alpha^2} \left( F\left(\sqrt{\frac{1-\alpha}{1+\alpha}}\eta\right) - F\left(\sqrt{\frac{1+\alpha}{1-\alpha}}\eta\right) \right) \\ &= -\frac{2\rho}{\pi} \eta e^{-\eta^2} \end{aligned}$$

For the  $\eta$  direction, we have

$$\frac{\partial K}{\partial \eta}(0, \eta) = -\frac{2\rho}{\sqrt{2\pi}} \eta e^{-\frac{\eta^2}{2}}$$

This comes from the explicit expression

$$K(0, \eta) = K_0(0, \eta) = \frac{2\rho}{\sqrt{2\pi}} e^{-\frac{\eta^2}{2}}$$

□

At the end of this subsection, we compute the second order derivatives of  $K$  at  $\alpha = 0$ . We compute  $\frac{\partial^2 K}{\partial \alpha^2}(0, \eta)$  first. In view of the preceding lemma, it only remains to compute  $\frac{\partial^2 K_0}{\partial \alpha^2}(0, \eta)$  and  $\frac{\partial^2 \mathcal{E}_0}{\partial \alpha^2}(0, \eta)$ .

$$\frac{\partial^2 K_0}{\partial \alpha^2}(0, \eta) = -\frac{2}{\sqrt{2\pi}} e^{-\frac{\eta^2}{2}} \quad (37)$$

and

$$\frac{\partial^2 \mathcal{E}_0}{\partial \alpha^2}(0, \eta) = 0 \quad (38)$$

Thus

$$\frac{\partial^2 K}{\partial \alpha^2}(0, \eta) = -2\rho f(\eta) - 8\rho\eta f(\eta)^2 (F(\eta) - F(-\eta) - 2f(\eta)) \quad (39)$$

The remaining second order derivatives of  $K$  are calculated below.

$$\frac{\partial^2 K}{\partial \alpha \partial \eta}(0, \eta) = \frac{2\rho}{\pi} (2\eta^2 - 1) e^{-\eta^2} \quad (40)$$

and

$$\frac{\partial^2 K}{\partial \eta^2}(0, \eta) = \frac{2\rho}{\sqrt{2\pi}}(\eta^2 - 1)e^{-\frac{\eta^2}{2}} \quad (41)$$

## 5. EXPECTED SURVIVAL TIMES

In this section, we define the function which measures the expected survival time for an AR(1) process to cross the lower barrier  $-\eta$  when starting from above  $+\eta$ . The survival time random variable  $\tau_{\alpha, \eta, x}$  is defined as in (6). We define  $h(x, \alpha, \eta)$  to be the expectation of  $\tau_{\alpha, \eta, x}$ :

$$h(x, \alpha, \eta) := \mathbb{E}[\tau_{\alpha, \eta, x} | x]. \quad (42)$$

### 5.1. The expected stopping time $h(x, \alpha, \eta)$ .

**Remark 2.** The expected stopping time  $h(x, \alpha, \eta)$  satisfies the following integral equation:

$$\begin{aligned} h(x, \alpha, \eta) &= 1 + \int_{-\eta}^{+\infty} h(\alpha, \eta, y) f\left(\frac{y - \alpha x}{\sqrt{1 - \alpha^2}}\right) \frac{dy}{\sqrt{1 - \alpha^2}} \text{ for } x > -\eta \\ h(x, \alpha, \eta) &= 0 \text{ for } x \leq -\eta \end{aligned} \quad (43)$$

where, recall,  $F(x)$  and  $f(x)$  are the cdf and pdf of a standard Gaussian distribution, respectively. To see why (43) holds, first note that the transition probability of  $\tilde{X}_t$  is

$$\begin{aligned} P(\tilde{X}_1 \in dy | \tilde{X}_0 = x) &= P(\alpha x + \sqrt{1 - \alpha^2} X_1 \in dy) \\ &= f\left(\frac{y - \alpha x}{\sqrt{1 - \alpha^2}}\right) \frac{dy}{\sqrt{1 - \alpha^2}}, \end{aligned} \quad (44)$$

where  $f$  is the pdf of  $\mathcal{N}(0, 1)$ , then use the Markov property.

Equation (43) has, locally, a unique solution, and this solution belongs to the class  $C^1$ :

**Lemma 3.** For fixed  $\eta > 0$ , let  $D = \{(x, \alpha) | -\eta < x < +\infty, 0 \leq \alpha < 1, \eta \geq 0\}$

- (1) There exists a unique  $h(x, \alpha, \eta)$  defined on  $D$  which solves (43)
- (2) The solution  $h$  satisfies the following logarithmic growth bound in  $x$ : for some constants  $A_1(\alpha, \eta) > 0$  and  $A_2(\alpha, \eta) > 0$  depending upon  $\alpha$  and  $\eta$ , we have

$$|h(x, \alpha, \eta)| \leq A_1(\alpha, \eta) + A_2(\alpha, \eta) \log x \quad (45)$$

- (3) The solution  $h$  is locally  $C^2$  in  $D$ :

$$h \in C_{\text{loc}}^2(D)$$

The technical details of the proof of lemma 3 may be found in Appendix A. Here we note that a straightforward application of a contraction mapping argument fails due to the unboundedness of the expected survival time as  $x$  approaches infinity. To overcome this, we define a family of approximating operators to which a contraction mapping argument may be established via a priori bounds. We show that the a priori bounds are uniform with respect to the approximation, which then allows us to use the Arzelà-Ascoli theorem and a standard diagonal argument to extract a uniformly convergent subsequence.

**5.2. The expected survival time  $H(\alpha, \eta)$ .** We now express the expected survival time  $H(\alpha, \eta)$ , i.e., the expected number of steps it takes to cross the lower barrier  $-\eta$  conditioned on having started above the upper barrier  $\eta$  (see (7)), in terms of  $h$ :

$$H(\alpha, \eta) = \frac{1}{1 - F(\eta)} \int_{\eta}^{+\infty} h(x, \alpha, \eta) f(x) dx \quad (46)$$

In preparation for solving Problem 1 using Lagrange multipliers, we compute the gradient of  $H(\alpha, \eta)$  at  $\alpha = 0$ .

The partial derivatives of  $H(\alpha, \eta)$  are given by

$$\frac{\partial H}{\partial \alpha} = \frac{1}{1 - F(\eta)} \int_{\eta}^{+\infty} \frac{\partial h}{\partial \alpha}(\alpha, \eta, x) f(x) dx \quad (47)$$

and

$$\begin{aligned} \frac{\partial H}{\partial \eta} &= \frac{f(\eta)}{(1 - F(\eta))^2} \int_{\eta}^{+\infty} h(x, \alpha, \eta) f(x) dx \\ &\quad - \frac{1}{1 - F(\eta)} h(\alpha, \eta, \eta + 0) f(\eta) \\ &\quad + \frac{1}{1 - F(\eta)} \int_{\eta}^{+\infty} \frac{\partial h}{\partial \eta}(\alpha, \eta, x) f(x) dx. \end{aligned} \quad (48)$$

We evaluate (47) and (48) on the axis  $\alpha = 0$ .

**Lemma 4.** *The expected stopping time  $h$  has the following partial derivatives at  $\alpha = 0$ :*

$$\begin{aligned} h(0, \eta, x) &= \frac{1}{F(-\eta)} \\ \frac{\partial h}{\partial \alpha}(0, \eta, x) &= \frac{f(-\eta)^2}{F(-\eta)^2} + \frac{f(-\eta)}{F(-\eta)} x \\ \frac{\partial h}{\partial \eta}(0, \eta, x) &= \frac{f(-\eta)}{F(-\eta)^2}. \end{aligned} \quad (49)$$

For the calculations, see Appendix B. We now compute the gradient of  $H$  at  $\alpha = 0$ .

**Lemma 5.**  *$\nabla H$  at  $\alpha = 0$  is given by*

$$\begin{aligned} \frac{\partial H}{\partial \alpha}(0, \eta) &= 2 \frac{f(-\eta)^2}{F(-\eta)^2} \\ \frac{\partial H}{\partial \eta}(0, \eta) &= \frac{f(-\eta)}{F(-\eta)^2}. \end{aligned} \quad (50)$$

*Proof.* Using (49) in (47) and (48), we obtain

$$\begin{aligned} \frac{\partial H}{\partial \alpha}(0, \eta) &= \frac{1}{1 - F(\eta)} \int_{\eta}^{+\infty} \frac{\partial h}{\partial \alpha}(0, \eta, x) f(x) dx \\ &= \frac{1}{1 - F(\eta)} \int_{\eta}^{+\infty} \left( \frac{f(-\eta)^2}{F(-\eta)^2} + \frac{f(-\eta)}{F(-\eta)} x \right) f(x) dx \\ &= 2 \frac{f(-\eta)^2}{F(-\eta)^2} \end{aligned} \quad (51)$$

and

$$\begin{aligned}
\frac{\partial H}{\partial \eta}(0, \eta) &= \frac{f(\eta)}{(1 - F(\eta))^2} \int_{\eta}^{+\infty} h(x, 0, \eta) f(x) dx \\
&\quad - \frac{1}{1 - F(\eta)} h(\eta + 0, 0, \eta) f(\eta) \\
&\quad + \frac{1}{1 - F(\eta)} \int_{\eta}^{+\infty} \frac{\partial h}{\partial \eta}(x, 0, \eta) f(x) dx \\
&= \frac{f(\eta)}{(1 - F(\eta))^2} \frac{1}{F(-\eta)} (1 - F(\eta)) - \frac{1}{1 - F(\eta)} \frac{1}{F(-\eta)} f(\eta) \\
&\quad + \frac{1}{1 - F(\eta)} \frac{f(-\eta)}{F(-\eta)^2} (1 - F(\eta)) \\
&= \frac{f(-\eta)}{F(-\eta)^2}.
\end{aligned} \tag{52}$$

□

At the end of the subsection, we compute the second order derivatives of  $H$ , which are required for Hessian test in the next section.

**Lemma 6.** *The Hessian matrix of  $H$  at  $\alpha = 0$  is given by*

$$\begin{aligned}
(1) \quad \frac{\partial^2 H}{\partial \alpha^2}(0, \eta) &= \frac{4f(\eta)}{1 - F(\eta)} \left[ \frac{f(-\eta)^3}{F(-\eta)^2} - \frac{\eta f(-\eta)^2}{F(-\eta)} + \frac{f(-\eta)}{F(-\eta)} - f(-\eta) \right] \\
(2) \quad \frac{\partial^2 H}{\partial \alpha \partial \eta}(0, \eta) &= \frac{4f(-\eta)^2}{F(-\eta)^3} (-\eta F(-\eta) + f(-\eta)) \\
(3) \quad \frac{\partial^2 H}{\partial \eta^2}(0, \eta) &= \frac{f(-\eta)}{F(-\eta)^3} (-\eta F(-\eta) + 2f(-\eta))
\end{aligned}$$

*Proof.* (2) and (3) follow from differentiating (51) and (52) respectively. To compute (1), note that

$$\frac{\partial^2 H}{\partial \alpha^2}(0, \eta) = \frac{1}{1 - F(\eta)} \int_{\eta}^{+\infty} \frac{\partial^2 h}{\partial \alpha^2}(0, \eta, x) f(x) dx$$

Using Lemma 13, we obtain (1). □

## 6. SOLUTION TO THE OPTIMIZATION PROBLEM

In this section we utilize the results of the previous sections to solve Optimization Problem 1 with Lagrange multipliers.

We recall the constraint on the correlation function  $K(\alpha, \eta)$  and impose the level constraint

$$K(\alpha, \eta) = c. \tag{53}$$

The Lagrange multiplier theorem indicates that a constraint maximum is achieved at a critical point, where

$$\nabla_{\alpha, \eta} H = \lambda \nabla_{\alpha, \eta} K \tag{54}$$

for some  $\lambda$ .

Thus

$$\frac{\partial K / \partial \eta}{\partial K / \partial \alpha}(0, \eta) = \sqrt{\frac{\pi}{2}} e^{\frac{\eta^2}{2}} \tag{55}$$

Using the results of preceding sections, we get

$$\nabla H(0, \eta) = -\frac{1}{2\rho\eta F(-\eta)^2} \nabla K(0, \eta) \tag{56}$$

This shows that Lagrange multiplier equation holds at  $\alpha = 0$  with  $\lambda = -\frac{1}{2\rho\eta F(-\eta)^2}$ . To ensure this is a constraint local maximum, we perform the following Hessian test. Denote the tangent vector of

the level curve  $K(\alpha, \eta) = c$  at  $\alpha = 0$  by  $v(\eta) = (\sqrt{\frac{\pi}{2}}e^{\frac{\eta^2}{2}}, -1) = (\frac{1}{2f(\eta)}, -1)$ . Suppose the level curve  $K(\alpha, \eta) = c$  is parametrized by  $(\alpha(t), \eta(t))$  with  $(\alpha(0), \eta(0)) = (0, \eta)$ .  $H$  constrained on  $K = c$  obtains maximum at  $\alpha = 0$  if

$$\begin{aligned} & \left. \frac{\partial^2 H(\alpha(t), \eta(t))}{\partial t^2} \right|_{t=0} < 0 \\ &= \frac{\partial^2 H}{\partial \alpha^2} \alpha'(0)^2 + 2 \frac{\partial^2 H}{\partial \alpha \partial \eta} \alpha'(0) \eta'(0) + \frac{\partial^2 H}{\partial \eta^2} \eta'(0)^2 + \frac{\partial H}{\partial \alpha} \alpha''(0) + \frac{\partial H}{\partial \eta} \eta''(0) \\ &= D^2 H(v(0), v(0)) + \nabla H \cdot (v'(0), v'(0)) \\ &= D^2 H(v(0), v(0)) + \lambda \nabla K \cdot (v'(0), v'(0)) \end{aligned} \quad (57)$$

where we denote  $D^2 H(v, v)$  to be the quadratic form arising from the Hessian matrix of  $H$  acting on vector  $v$ .  $v(t) = (\alpha'(t), \eta'(t))$ . Recall  $\lambda$  was defined in (54). Note that  $K(\alpha(t), \eta(t)) = c$ . Differentiating in  $t$  gives us for any  $t$ ,

$$\nabla K \cdot (v'(t), v'(t)) = -D^2 K(v(t), v(t)) \quad (58)$$

Thus

$$\frac{\partial^2 H(\alpha(t), \eta(t))}{\partial t^2} = D^2 H(v(0), v(0)) + \lambda D^2 K(v(0), v(0)) \quad (59)$$

Plugging the Hessians of  $H$  and  $K$  as well as  $v(0) = (\frac{1}{2f(\eta)}, -1)$  into (59), we get

$$(59) = -\frac{1}{4\eta f(-\eta) F^2(-\eta)} - \frac{6\eta f(-\eta)}{F(-\eta)^2} - \frac{f(-\eta)^2}{F(-\eta)^3} + \frac{f(-\eta)}{F(-\eta)^2} + \frac{1}{F(-\eta)} \quad (60)$$

The expression above is negative for all  $\eta > 0$ . We conclude this section with the following corollary.

**Corollary 1.** *The expected survival time  $H(\alpha, \eta)$  obtains a constrained local maximum at  $\alpha = 0$  under the constraint  $K(\alpha, \eta) = c$ .*

Our result indicates that if we have a raw signal without autocorrelation that is correlated with the target (with only one nonvanishing cross-correlation term), attempting to smooth it with an EMA filter will only make the portfolio less profitable in the sense that we cannot hope to reduce the expected turnover of the portfolio while keeping the return at a fixed level by smoothing the raw signal by a small amount.

The result in this paper does not apply to a large amount of smoothing, although the authors strongly suspect that the raw signal will still outperform smoothed signals by any amount. We derive the following estimate in the absence of a global result.

**Corollary 2.** *Suppose  $X_t$  is identically independently distributed Gaussian signals and  $Y_t$  is correlated with  $X_t$  by  $\rho$ , as in (1). For any  $\alpha > 0$ , we may apply EMA to  $X_t$  as in (1), which results in  $AR(1)$  signal  $\tilde{X}_t$ . If we keep the threshold  $\eta$  fixed, the target-portfolio correlation with the raw signal  $X_t$  outperforms that of the smoothed signal  $\tilde{X}_t$ , and the ratio of improvement (compared to the correlation of the original  $AR(1)$  signal) is greater than*

$$\mathcal{R}(\alpha, \eta) = \frac{1 - \sqrt{1 - \alpha^2} + \sqrt{1 - \alpha^2} F(\sqrt{\frac{1+\alpha}{1-\alpha}} \eta) - \sqrt{1 - \alpha^2} F(\sqrt{\frac{1-\alpha}{1+\alpha}} \eta)}{\sqrt{1 - \alpha^2} - \sqrt{1 - \alpha^2} F(\sqrt{\frac{1+\alpha}{1-\alpha}} \eta) + \sqrt{1 - \alpha^2} F(\sqrt{\frac{1-\alpha}{1+\alpha}} \eta)} \quad (61)$$

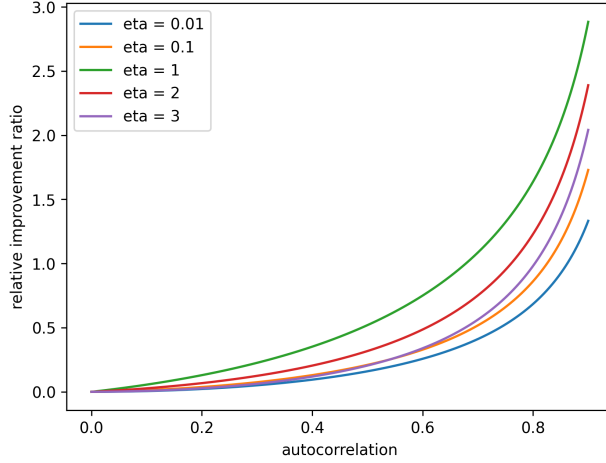


FIGURE 4. Improvement of signal target correlation by removing autocorrelation

## 7. DIRECTIONS FOR FUTURE INVESTIGATION

In the final part of the paper, we make a few comments on the directions for further research.

1. *Multi-step signal target correlation* In reality, the target is often correlated not only with the current signal, but also with some lags of the current signal (some past values of the signal). The authors are currently investigating the problem where we formulate it in the Markov Decision Process framework and hope to derive a closed form optimal policy depending on the transaction cost. Upon initial analysis, the form of the optimal policy depends largely on the relative magnitude of the transaction cost and signal strength.

2. *Generalized portfolio model* In this paper, we imposed several restrictions on the portfolio make-up, for example the single asset condition and the two-state restriction. A natural generalization is to allow the portfolio manager to hold any amount of shares inside a continuous bounded interval, and to allow the manager to select from multiple assets in constructing a portfolio.



## APPENDIX A. EXISTENCE AND UNIQUENESS OF $h(x, \alpha, \eta)$

In this section, we show that the solution to (43) exists and is differentiable.

Below we state the outline of our proof. Let  $T^{\alpha, \eta}$  denote the operator, which maps  $C^{loc}(D)$  to itself, by

$$T^{\alpha, \eta}g(x, \alpha) = 1 + \int_{-\eta}^{+\infty} g(y, \alpha) \frac{1}{\sqrt{1 - \alpha^2}} f\left(\frac{y - \alpha x}{\sqrt{1 - \alpha^2}}\right) dy$$

A solution to (43) is given by the fixed point of  $T^{\alpha, \eta}$ , provided one exists. If  $T^{\alpha, \eta}$  is a family of contraction maps, then lemma 3 is a direct result of the contraction mapping theorem. However, for any  $R > 0$ ,  $T^{\alpha, \eta}$  fails to map the radius  $R$  ball in  $C(D)$  into itself. In fact, given  $g \in C(D)$ , we have

$$\|T^{\alpha, \eta}g\|_{L_x^\infty} \leq 1 + \|g\|_{L_x^\infty} \sup_x \int_{-\eta}^{+\infty} \frac{1}{\sqrt{1 - \alpha^2}} f\left(\frac{y - \alpha x}{\sqrt{1 - \alpha^2}}\right) dy = 1 + \|g\|_{L_x^\infty},$$

and equality can be approached by a series of suitably chosen  $g$ 's.

The problem is caused by the unboundedness of the expected survival time when as  $x$  approaches infinity. However, the expected survival time is locally continuous and bounded. To overcome the obstacle, we define a family of operators which approximates  $T^{\alpha, \eta}$  locally and show that the fixed points of these operators converge locally.

**Definition 5.** For  $\beta > 0$ , let  $\phi_\beta(y)$  be the smooth decreasing function defined by

$$\phi_\beta(y) = \begin{cases} 1 & y < 0 \\ e^{-\beta y} & y > 0. \end{cases} \quad (62)$$

Define the operator family

$$T^{\alpha, \eta, \beta} : C_{loc}(D) \rightarrow C_{loc}(D)$$

by

$$T^{\alpha, \eta, \beta}g(x) = 1 + \int_{-\eta}^{+\infty} g(y) \phi_\beta(y) \frac{1}{\sqrt{1 - \alpha^2}} f\left(\frac{y - \alpha x}{\sqrt{1 - \alpha^2}}\right) dy. \quad (63)$$

We derive some estimates for  $T^{\alpha, \eta, \beta}$  in the following

**Lemma 7.** Let  $T^{\alpha, \eta, \beta}$  be as in Definition 5. Then

(1)  $T^{\alpha, \eta, \beta}$  is bounded on  $L_x^\infty((-\eta, +\infty))$ , and we have

$$\|T^{\alpha, \eta, \beta}g\|_{L_x^\infty} \leq 1 + C(\alpha, \eta, \beta) \|g\|_{L_x^\infty} \quad (64)$$

where  $C(\alpha, \eta, \beta) < 1$  and  $C(\alpha, \eta, \beta) \rightarrow 1$  as  $\beta \rightarrow 0$ .

(2)  $T^{\alpha, \eta, \beta}$  is a contraction mapping which maps the ball

$$B\left(0, \frac{1}{1 - C(\alpha, \eta, \beta)}\right) = \left\{g : \sup_x |g(x)| \leq \frac{1}{1 - C(\alpha, \eta, \beta)}\right\}$$

into itself and satisfies

$$\|T^{\alpha, \eta, \beta}g_1 - T^{\alpha, \eta, \beta}g_2\|_{L_x^\infty} \leq C(\alpha, \eta, \beta) \|g_1 - g_2\|_{L_x^\infty} \quad (65)$$

*Proof.* We prove (1) first. We have

$$\|T^{\alpha, \eta, \beta}g\|_{L_x^\infty} \leq 1 + \|g\|_{L_x^\infty} \sup_x \int_{-\eta}^{+\infty} \phi_\beta(y) \frac{1}{\sqrt{1 - \alpha^2}} f\left(\frac{y - \alpha x}{\sqrt{1 - \alpha^2}}\right) dy. \quad (66)$$

Let

$$C(\alpha, \eta, \beta) = \sup_x \int_{-\eta}^{+\infty} \phi_\beta(y) \frac{1}{\sqrt{1 - \alpha^2}} f\left(\frac{y - \alpha x}{\sqrt{1 - \alpha^2}}\right) dy$$

Then (1) follows straightforwardly and (2) follows directly from (1).  $\square$

**Lemma 8.** *We prove an apriori bound for the fixed point of  $T^{\alpha,\eta}$ : For fixed  $-1 < \alpha < 1$ ,  $\eta > 0$ , there exist constants  $A_1(\alpha, \eta)$ ,  $A_2(\alpha, \eta)$  and  $R(\alpha, \eta) > 0$ , such that if  $g(x)$  satisfies the logarithmic growth bound*

$$g(x) \leq \begin{cases} A_1(\alpha, \eta), & \text{for } -\eta < x < R(\alpha, \eta) \\ A_1(\alpha, \eta) + A_2(\alpha, \eta) \log x & \text{for } x \geq R(\alpha, \eta), \end{cases} \quad (67)$$

then  $T^{\alpha,\eta}g(x)$  also satisfies the same estimates (67).

Moreover, the constants  $A_1(\alpha, \eta)$ ,  $A_2(\alpha, \eta)$  and  $R(\alpha, \eta)$  are uniformly bounded for  $(\alpha, \eta)$  in compact sets.

*Proof.* Assume  $g(x) \in C_{\text{loc}}(\mathbb{R})$  satisfies the bound (67) for  $A_1, A_2$  and  $R$  to be determined. For  $x \geq R(\alpha, \eta)$ , let  $\delta > 0$  be a small constant which does not depend on  $\alpha, \eta$  (to be determined). We estimate  $Tg(x)$  by

$$\begin{aligned} T^{\alpha,\eta}g(x) &= 1 + \int_{-\eta}^{+\infty} g(y) \frac{1}{\sqrt{1-\alpha^2}} f\left(\frac{y-\alpha x}{\sqrt{1-\alpha^2}}\right) dy \\ &= 1 + \left[ \int_{((1-\delta)\alpha x)}^{(1+\delta)\alpha x} + \int_{-\eta}^{(1-\delta)\alpha x} + \int_{(1+\delta)\alpha x}^{+\infty} \right] g(y) \frac{1}{\sqrt{1-\alpha^2}} f\left(\frac{y-\alpha x}{\sqrt{1-\alpha^2}}\right) dy \\ &= 1 + I + II + III \end{aligned} \quad (68)$$

where I, II, III are the three truncated integrals in order. Now we estimate them separately.

For I, we have  $y \in [(1-\delta)\alpha x, (1+\delta)\alpha x]$ , and

$$\begin{aligned} g(y) &\leq A_1(\alpha, \eta) + A_2(\alpha, \eta) \log(1+\delta)\alpha x \\ &= A_1(\alpha, \eta) + A_2(\alpha, \eta) \log(1+\delta)\alpha + A_2(\alpha, \eta) \log x. \end{aligned}$$

Thus

$$I \leq A_1(\alpha, \eta) \int_{((1-\delta)\alpha x)}^{(1+\delta)\alpha x} \frac{1}{\sqrt{1-\alpha^2}} f\left(\frac{y-\alpha x}{\sqrt{1-\alpha^2}}\right) dy + A_2(\alpha, \eta) \log(1+\delta)\alpha + A_2(\alpha, \eta) \log x. \quad (69)$$

For II, we have

$$g(y) \leq A_1(\alpha, \eta) + A_2(\alpha, \eta) \log \alpha x$$

Thus

$$II \leq (A_1(\alpha, \eta) + A_2(\alpha, \eta) \log \alpha x) \cdot P(\epsilon \leq -\frac{\delta \alpha x}{\sqrt{1-\alpha^2}}) \quad (70)$$

where  $\epsilon \sim \mathcal{N}(0, 1)$  and  $P(\cdot)$  is its associated probability.

Similarly, for III we have

$$III \leq \int_{\delta \alpha x}^{+\infty} (A_1(\alpha, \eta) + A_2(\alpha, \eta) \log \alpha y) \frac{1}{\sqrt{1-\alpha^2}} f\left(\frac{y-\alpha x}{\sqrt{1-\alpha^2}}\right) dy \quad (71)$$

Now, we choose suitable values depending on  $\alpha$  and  $\eta$  for  $A_1(\alpha, \eta)$ ,  $A_2(\alpha, \eta)$  and  $R(\alpha, \eta)$  in order to have

$$1 + I + II + III \leq A_1(\alpha, \eta) + A_2(\alpha, \eta) \log x. \quad (72)$$

Denote the first and second term on the RHS of (70) by  $II_1$  and  $II_2$  respectively, and similarly for  $III_1$  and  $III_2$  for (71). We now estimate the sum  $1 + I + II_1 + III_1$ . Since  $\log(1+\delta\alpha) < 0$ , we can choose  $A_2(\alpha, \eta)$  large enough, such that

$$1 + A_2(\alpha, \eta) \log(1+\delta)\alpha < 0. \quad (73)$$

Thus

$$\begin{aligned} 1 + I + II_1 + III_1 &\leq A_1(\alpha, \eta) + A_2(\alpha, \eta) \log x + 1 + A_2(\alpha, \eta) \log(1 + \delta)\alpha \\ &< A_1(\alpha, \eta) + A_2(\alpha, \eta) \log x \end{aligned} \quad (74)$$

Noting that the inequality (74) is strict, and that  $II_2$  and  $III_2$  decay in  $x$ , we now choose  $R(\alpha, \eta)$  large enough, which causes  $II_2 + III_3$  to be small enough such that

$$1 + I + II_1 + III_1 + III_2 + III_2 < A_1(\alpha, \eta) + A_2(\alpha, \eta) \log x \quad (75)$$

is still true. Therefore the conclusion is proved for  $x > R(\alpha, \eta)$ .

It remains to prove the conclusion for  $-\eta < x < R(\alpha, \eta)$ . For such  $x$ , we estimate  $|Tg(x)|$  by

$$\begin{aligned} |T^{\alpha, \eta} g(x)| &\leq 1 + \left[ \int_{-\eta}^{R(\alpha, \eta)} + \int_{R(\alpha, \eta)}^{+\infty} \right] g(y) \frac{1}{\sqrt{1 - \alpha^2}} f\left(\frac{y - \alpha x}{\sqrt{1 - \alpha^2}}\right) dy \\ &= 1 + IV + V \end{aligned} \quad (76)$$

where  $IV$  and  $V$  are the two truncated integrals in (76).

For  $-\eta < y < R(\alpha, \eta)$ ,

$$g(y) = A_1(\alpha, \eta).$$

We estimate  $IV$  by

$$IV \leq A_1(\alpha, \eta) \int_{-\eta}^{R(\alpha, \eta)} \frac{1}{\sqrt{1 - \alpha^2}} f\left(\frac{y - \alpha x}{\sqrt{1 - \alpha^2}}\right) dy.$$

For  $V$ , we do

$$\begin{aligned} V &\leq A_1(\alpha, \eta) \int_{R(\alpha, \eta)}^{+\infty} \frac{1}{\sqrt{1 - \alpha^2}} f\left(\frac{y - \alpha x}{\sqrt{1 - \alpha^2}}\right) dy \\ &\quad + A_2(\alpha, \eta) \int_{R(\alpha, \eta)}^{+\infty} \log(y) \frac{1}{\sqrt{1 - \alpha^2}} f\left(\frac{y - \alpha x}{\sqrt{1 - \alpha^2}}\right) dy \end{aligned} \quad (77)$$

Denote the two terms on the RHS of (77) by  $V_1$  and  $V_2$ .

$$1 + IV + V_1 \leq 1 + A_1(\alpha, \eta) P(\sqrt{1 - \alpha^2} \epsilon \leq -\alpha R(\alpha, \eta) - \eta). \quad (78)$$

There exists  $A_1(\alpha, \eta)$  large enough depending on  $\alpha, \eta$  and our previous choice of  $R(\alpha, \eta)$ , such that the RHS of (78) is smaller than  $A_1(\alpha, \eta)$ . We take  $A_1(\alpha, \eta)$  to be even larger if necessary, depending on  $A_2(\alpha, \eta)$  and  $R(\alpha, \eta)$ , such that the bound still holds after adding  $V_2$ .

**Remark 3.** *The constants are well defined, as the choice of  $A_2(\alpha, \eta)$  depends only on  $\alpha, \eta$  and then the choice of  $R(\alpha, \eta)$  depends on  $\alpha, \eta$  and  $A_2(\alpha, \eta)$ . Finally, the choice of  $A_1(\alpha, \eta)$  depends on  $\alpha, \eta$  and the previous choices of the two other constants.*

The proof is concluded.  $\square$

**Lemma 9.** *The result of Lemma 8 is also true for  $T^{\alpha, \eta, \beta}$  with  $\beta > 0$ , with constants  $A_1(\alpha, \eta)$ ,  $A_2(\alpha, \eta)$  and  $R(\alpha, \eta)$  uniform in  $\beta$ .*

*Proof.* This follows from the fact that for any  $\beta > 0$ , it holds that  $T^{\alpha, \eta, \beta} g \leq T^{\alpha, \eta} g$  for positive functions  $g$ . Thus the proof of Lemma 8 applies to  $T^{\alpha, \eta, \beta}$  without needing to adjust constants.  $\square$

Denote by  $h^\beta(x, \alpha, \eta)$  the solution to the equation

$$T^{\alpha, \eta, \beta} g(x) = g(x)$$

Then, using Lemma 9, we get the logarithmic growth bound for the solutions:

**Corollary 3.** *The function  $h^\beta(x, \alpha, \eta)$  is locally  $C^1$  and satisfies*

$$h^\beta(x, \alpha, \eta) \leq \begin{cases} A_1(\alpha, \eta), & \text{for } -\eta < x < R(\alpha, \eta) \\ A_1(\alpha, \eta) + A_2(\alpha, \eta) \log x & \text{for } x \geq R(\alpha, \eta) \end{cases} \quad (79)$$

uniformly in  $\beta > 0$ .

*Proof.* Let  $\tilde{B}$  denote the set of continuous functions which satisfy the growth bound (79)). Then  $\tilde{B}$  is closed under uniform convergence. Thus  $T^{\alpha, \eta, \beta}$  is a contraction map on  $\tilde{B} \cap B(0, \frac{1}{1-C(\alpha, \eta, \beta)})$ , and so the solution satisfies (79) as desired.  $\square$

Now we derive the solution to (88) from subsequence convergence of  $h^\beta$ .

**Lemma 10.** *There exists a subsequence  $\beta_j \rightarrow 0$  such that, if we denote  $h_j = h^{\beta_j}$  for convenience, then there exists some function  $h(x, \alpha, \eta) \in C^{loc}(D)$  such that  $h_j(x, \alpha, \eta) \rightarrow h(x, \alpha, \eta)$  on  $D$  pointwise, and the convergence is locally uniform in the sense that for any (relatively) compact subset  $D' \subset D$ ,  $h_j \rightarrow h$  on  $D'$  uniformly in  $\beta$ .*

*Proof.* We begin by using Arzelà-Ascoli theorem to construct a locally uniformly convergent subsequence. Then we use the standard diagonal argument to select a subsequence that converges uniformly on any compact subset of  $D$ . Fix  $R > 0$  and  $0 < \beta < 1$  and let  $D' \subset D$  be such that  $x$  and  $\eta$  are bounded and  $\alpha$  is bounded away from 1. We claim that

- $h^\beta$  is bounded on  $D'$  uniformly in  $\beta$
- $h^\beta$  is equicontinuous on  $D'$ .

The uniform boundedness follows from Lemma 9. Note that the constants  $A_1(\alpha, \eta)$ ,  $A_2(\alpha, \eta)$  and  $R(\alpha, \eta)$  are bounded on the compact interval  $-1 + \delta \leq \alpha \leq 1 - \delta$  and do not depend on  $\beta$ . Therefore the boundedness is uniform in  $\beta$ . We will prove equicontinuity by estimating the derivatives of  $h^\beta(x, \alpha, \eta)$ :

$$\begin{aligned} \left| \frac{\partial h^\beta}{\partial x} \right| &= \left| \int_{-\eta}^{+\infty} h^\beta(y, \alpha, \eta) \phi_\beta(y) \frac{\partial}{\partial x} \left( \frac{1}{\sqrt{1-\alpha^2}} f\left(\frac{y-\alpha x}{\sqrt{1-\alpha^2}}\right) \right) dy \right| \\ &\leq \int_{-\eta}^{+\infty} h^\beta(y, \alpha, \eta) \left| \frac{\partial}{\partial x} \left( \frac{1}{\sqrt{1-\alpha^2}} f\left(\frac{y-\alpha x}{\sqrt{1-\alpha^2}}\right) \right) \right| dy \end{aligned} \quad (80)$$

By Lemma 9 and the fact that  $\frac{1}{\sqrt{1-\alpha^2}} f\left(\frac{y-\alpha x}{\sqrt{1-\alpha^2}}\right)$  and its derivatives w.r.t  $x$  and  $\alpha$  decay exponentially in  $y$ , and that the fact that the decay speed is uniform for  $(x, \alpha) \in D'$ , we conclude that the integral (80) is bounded in  $D'$  uniformly in  $\beta$ . A similar argument shows uniform boundedness of  $\frac{\partial h^\beta}{\partial \alpha}$  and  $\frac{\partial h^\beta}{\partial \eta}$ . Therefore, the conditions of the Arzelà-Ascoli theorem are verified. Consequently, there exists a subsequence  $\beta_j \rightarrow 0$  such that  $h_j(x, \alpha, \eta) \Rightarrow h(x, \alpha, \eta)$  on  $D'$ . The argument holds for any compact  $D' \subset D$ . Thus, a standard diagonal argument will yield a subsequence  $\beta_j$ , such that the associated approximated solutions  $h_j(x, \alpha, \eta)$  converge uniformly to some function  $h(x, \alpha, \eta)$  on any compact subset of  $D$ .  $\square$

A.0.1. *Proof of lemma 3.* Now we are ready to prove lemma 1. We begin by showing that the limit function  $h$  obtained in Lemma 10 solves the equation

$$T^{\alpha, \eta} h(x, \alpha, \eta) = h(x, \alpha, \eta).$$

In fact, we have

$$\begin{aligned}
h(x, \alpha, \eta) &= \lim_j h_j(x, \alpha, \eta) \\
&= \lim_j 1 + \int_{-\eta}^{+\infty} h_j(y, \alpha, \eta) \phi_\beta(y) \frac{1}{\sqrt{1-\alpha^2}} f\left(\frac{y-\alpha x}{\sqrt{1-\alpha^2}}\right) dy \\
&= 1 + \int_{-\eta}^{+\infty} h(y, \alpha, \eta) \frac{1}{\sqrt{1-\alpha^2}} f\left(\frac{y-\alpha x}{\sqrt{1-\alpha^2}}\right) dy
\end{aligned} \tag{81}$$

The last equality holds by the Dominated Convergence Theorem, which is applicable due to the logarithmic growth bound of  $h$  and the exponential decay of  $f(\cdot)$ . This proves part 1 of the lemma. Part 2 follows from Lemma 9 and the construction of  $h$ .

It only remains to prove part 3, i.e.  $h \in C^2(D)$ . We first show  $h \in C^1(D')$ . We need only to refine our convergent subsequence  $h_j$  such that the partial derivatives uniformly converge to some continuous functions  $D_x h$ ,  $D_\alpha h$  and  $D_\eta h$  in any compact subset  $D' \subset D$ . This can be done by following the exact same argument as for part 1 where we prove the uniform boundedness and equicontinuity of the sequence. Then we apply the Arzelà-Ascoli argument to  $\frac{\partial h_j}{\partial x}$  and  $\frac{\partial h_j}{\partial \alpha}$  instead of  $h_j$ . After another diagonal argument, we will have: on any compact subset  $D' \subset D$ ,

$$\begin{aligned}
h_j &\Rightarrow h \\
\frac{\partial h_j}{\partial x} &\Rightarrow D_x h \\
\frac{\partial h_j}{\partial \alpha} &\Rightarrow D_\alpha h \\
\frac{\partial h_j}{\partial \eta} &\Rightarrow D_\eta h
\end{aligned}$$

This proves  $h$  is  $C^1$  in  $D'$ . Similar argument proves  $C^2$  differentiability. This concludes the proof of lemma 3.

## APPENDIX B. PARTIAL DERIVATIVES OF $h(x, \alpha, \eta)$

In this section, we compute derivatives of  $H$ . Recall that the expected survival time function  $H(\alpha, \eta)$  is defined as

$$H(\alpha, \eta) = \frac{1}{1-F(\eta)} \int_{\eta}^{+\infty} h(x, \alpha, \eta) f(x) dx \tag{82}$$

and  $h(x, \alpha, \eta)$  is the solution to the integral equation

$$h(x, \alpha, \eta) = 1 + \int_{-\eta}^{+\infty} h(\alpha, \eta, y) f_\alpha(x, y) dy \tag{83}$$

where

$$f_\alpha(x, y) = \frac{1}{\sqrt{1-\alpha^2}} f\left(\frac{y-\alpha x}{\sqrt{1-\alpha^2}}\right)$$

We compute the derivatives of  $f_\alpha$  which is required later.

- Lemma 11.**
- (1)  $f_\alpha(x, y)|_{\alpha=0} = f(y)$
  - (2)  $\frac{\partial f_\alpha}{\partial \alpha}(x, y)|_{\alpha=0} = xyf(y)$
  - (3)  $\frac{\partial^2 f_\alpha}{\partial \alpha^2}(x, y)|_{\alpha=0} = (x^2 - 1)(y^2 - 1)f(y)$

*Proof.* (1) is obvious. (2) follows from

$$\begin{aligned}
& \left. \frac{\partial}{\partial \alpha} \left( \frac{1}{\sqrt{1-\alpha^2}} f\left(\frac{y-\alpha x}{\sqrt{1-\alpha^2}}\right) \right) \right|_{\alpha=0} \\
&= \frac{1}{1-\alpha^2} \left[ f'\left(\frac{y-\alpha x}{\sqrt{1-\alpha^2}}\right) \cdot \frac{\partial}{\partial \alpha} \left( \frac{y-\alpha x}{\sqrt{1-\alpha^2}} \right) \cdot \sqrt{1-\alpha^2} - f\left(\frac{y-\alpha x}{\sqrt{1-\alpha^2}}\right) \cdot \frac{\partial}{\partial \alpha} \sqrt{1-\alpha^2} \right] \Big|_{\alpha=0} \\
&= -x f'(y) \\
&= x y f(y).
\end{aligned}$$

where

$$\begin{aligned}
\left. \frac{\partial}{\partial \alpha} \left( \frac{y-\alpha x}{\sqrt{1-\alpha^2}} \right) \right|_{\alpha=0} &= \left. \frac{-x\sqrt{1-\alpha^2} - (y-\alpha x)\frac{-\alpha}{\sqrt{1-\alpha^2}}}{1-\alpha^2} \right|_{\alpha=0} = -x \\
\left. \frac{\partial}{\partial \alpha} \sqrt{1-\alpha^2} \right|_{\alpha=0} &= \left. \frac{-\alpha}{\sqrt{1-\alpha^2}} \right|_{\alpha=0} = 0
\end{aligned}$$

(3) follows from differentiating (2) (without evaluating  $\alpha$  at 0).  $\square$

**Lemma 12.** *Here we list some technical computations for quick review purpose:*

- (1)  $\int_u^{+\infty} x f(x) dx = f(u)$
- (2)  $\int_u^{+\infty} (x^2 - 1) f(x) dx = u f(u)$
- (3)  $\int_u^{+\infty} x^2 f(x) dx = u f(u) + 1 - F(u)$

also,  $F(u) = 1 - F(-u)$  which we used sometimes for simplification.

*Proof.* Note that  $x f(x) dx = -df(x)$ , these follows from integration by parts.  $\square$

Now we are ready to compute the derivatives of  $h$ .

**Lemma 13.** *We compute the derivatives of  $h$  up to order 2:*

- (1)  $h(0, \eta, x) = \frac{1}{F(-\eta)}$
- (2)  $\frac{\partial h}{\partial \alpha}(0, \eta, x) = \frac{f(-\eta)^2}{F(-\eta)^2} + \frac{f(-\eta)}{F(-\eta)} x$
- (3) For  $\frac{\partial^2 h}{\partial \alpha^2}(0, \eta, x)$ , we have

$$\begin{aligned}
\frac{\partial^2 h}{\partial \alpha^2}(0, \eta, x) &= \int_{-\eta}^{+\infty} \frac{\partial^2 h}{\partial \alpha^2}(0, \eta, y) f(y) dy + 2x \int_{-\eta}^{+\infty} \frac{\partial h}{\partial \alpha}(0, \eta, y) y f(y) dy \\
&\quad + (x^2 - 1) \int_{-\eta}^{+\infty} h(0, \eta, y) (y^2 - 1) f(y) dy
\end{aligned} \tag{84}$$

and

$$\int_{-\eta}^{+\infty} \frac{\partial^2 h}{\partial \alpha^2}(0, \eta, y) f(y) dy = \frac{2f(-\eta)}{F(-\eta)} \left[ \frac{f(-\eta)^3}{F(-\eta)^2} - \frac{\eta f(-\eta)^2}{F(-\eta)} + \frac{f(-\eta)}{F(-\eta)} - f(-\eta) \right] + \frac{\eta^2 f(-\eta)^2}{F(-\eta)^2} \tag{85}$$

(4) In addition,

$$\int_{+\eta}^{+\infty} \frac{\partial^2 h}{\partial \alpha^2}(0, \eta, x) f(x) dx = 4f(\eta) \left[ \frac{f(-\eta)^3}{F(-\eta)^2} - \frac{\eta f(-\eta)^2}{F(-\eta)} + \frac{f(-\eta)}{F(-\eta)} - f(-\eta) \right] \tag{86}$$

*Proof.* We show (1) first. When  $\alpha = 0$ ,  $\tilde{X}_t$  is independent Gaussian signals. Thus

$$\begin{aligned} h(0, \eta, x) &= \sum_{j=1}^{+\infty} j P(\tilde{X}_t \text{ crosses } -\eta \text{ at } t = j \text{ for the first time}) \\ &= \sum_{j=1}^{+\infty} j (1 - F(-\eta))^{j-1} F(-\eta) \\ &= \frac{1}{F(-\eta)} \end{aligned} \quad (87)$$

To prove (2), we differentiate (83) w.r.t  $\alpha$  and we obtain

$$\frac{\partial h}{\partial \alpha}(\alpha, \eta, x) = \int_{-\eta}^{+\infty} \frac{\partial h}{\partial \alpha}(\alpha, \eta, y) f_{\alpha}(x, y) dy + \int_{-\eta}^{+\infty} h(\alpha, \eta, y) \frac{\partial f_{\alpha}}{\partial \alpha}(x, y) dy \quad (88)$$

Evaluating at  $\alpha = 0$  and using Lemma 11, we get

$$\frac{\partial h}{\partial \alpha}(0, \eta, x) = \int_{-\eta}^{+\infty} \frac{\partial h}{\partial \alpha}(0, \eta, y) f(y) dy + \frac{f(-\eta)}{F(-\eta)} x \quad (89)$$

Multiplying the equation by  $f(x)$  and integrating from  $-\eta$  to  $+\infty$  yields

$$\int_{-\eta}^{+\infty} \frac{\partial h}{\partial \alpha}(0, \eta, x) f(x) dx = \frac{f(-\eta)^2}{F(-\eta)^2} \quad (90)$$

This proves (2). To compute (3), we differentiate (88) w.r.t  $\alpha$ . We obtain

$$\begin{aligned} \frac{\partial^2 h}{\partial \alpha^2}(\alpha, \eta, x) &= \int_{-\eta}^{+\infty} \frac{\partial^2 h}{\partial \alpha^2}(\alpha, \eta, y) f_{\alpha}(x, y) dy + 2 \int_{-\eta}^{+\infty} \frac{\partial h}{\partial \alpha}(\alpha, \eta, y) \frac{\partial f_{\alpha}}{\partial \alpha}(x, y) dy \\ &\quad + \int_{-\eta}^{+\infty} h(\alpha, \eta, y) \frac{\partial^2 f_{\alpha}}{\partial \alpha^2}(x, y) dy \end{aligned} \quad (91)$$

Evaluating at  $\alpha = 0$  and using Lemma 11 yields

$$\frac{\partial^2 h}{\partial \alpha^2}(0, \eta, x) = \int_{-\eta}^{+\infty} \frac{\partial^2 h}{\partial \alpha^2}(0, \eta, y) f(y) dy + 2x \int_{-\eta}^{+\infty} \frac{\partial h}{\partial \alpha}(0, \eta, y) y f(y) dy + (x^2 - 1) \int_{-\eta}^{+\infty} h(0, \eta, y) (y^2 - 1) f(y) dy \quad (92)$$

Multiplying the equation above by  $f(x)$  and integrating from  $-\eta$  to  $+\infty$  yields

$$\begin{aligned} \int_{-\eta}^{+\infty} \frac{\partial^2 h}{\partial \alpha^2}(0, \eta, y) f(y) dy &= (1 - F(-\eta)) \int_{-\eta}^{+\infty} \frac{\partial^2 h}{\partial \alpha^2}(0, \eta, y) f(y) dy \\ &\quad + 2 \int_{-\eta}^{+\infty} x f(x) dx \cdot \int_{-\eta}^{+\infty} \frac{\partial h}{\partial \alpha}(0, \eta, y) y f(y) dy \\ &\quad + \int_{-\eta}^{+\infty} (x^2 - 1) f(x) dx \cdot \int_{-\eta}^{+\infty} h(0, \eta, y) (y^2 - 1) f(y) dy \end{aligned} \quad (93)$$

Some quantities required are computed below:

$$\begin{aligned}
\int_u^{+\infty} x f(x) dx &= f(u) \\
\int_u^{+\infty} (x^2 - 1) f(x) dx &= u f(u) \\
\int_{-\eta}^{+\infty} \frac{\partial h}{\partial \alpha}(0, \eta, y) y f(y) dy &= \int_{-\eta}^{+\infty} \left( \frac{f(-\eta)^2}{F(-\eta)^2} + \frac{f(-\eta)}{F(-\eta)} y \right) y f(y) \\
&= \frac{f(-\eta)^2}{F(-\eta)^2} f(-\eta) + \frac{f(-\eta)}{F(-\eta)} (-\eta f(-\eta) + 1 - F(-\eta)) \\
&= \frac{f(-\eta)^3}{F(-\eta)^2} - \frac{\eta f(-\eta)^2}{F(-\eta)} + \frac{f(-\eta)}{F(-\eta)} - f(-\eta)
\end{aligned}$$

Plugging these into (93), we obtain (3). Finally, to obtain (4), we multiply (3) by  $f(x)$  and integrating from  $+\eta$  to  $+\infty$ :

$$\begin{aligned}
&\int_{\eta}^{+\infty} \frac{\partial h}{\partial \alpha^2}(0, \eta, x) f(x) dx \\
&= (1 - F(\eta)) \int_{-\eta}^{+\infty} \frac{\partial^2 h}{\partial \alpha^2}(0, \eta, y) f(y) dy + 2 \int_{\eta}^{+\infty} x f(x) dx \cdot \int_{-\eta}^{+\infty} \frac{\partial h}{\partial \alpha}(0, \eta, y) y f(y) dy \\
&+ \int_{\eta}^{+\infty} (x^2 - 1) f(x) dx \cdot \int_{-\eta}^{+\infty} h(0, \eta, y) (y^2 - 1) f(y) dy
\end{aligned} \tag{94}$$

Plugging (3) into (94)

$$(94) = 4f(\eta) \left[ \frac{f(-\eta)^3}{F(-\eta)^2} - \frac{\eta f(-\eta)^2}{F(-\eta)} + \frac{f(-\eta)}{F(-\eta)} - f(-\eta) \right] \tag{95}$$

Alternatively, we compute  $\frac{\partial h}{\partial \eta}$  with a method similar to what we did with  $\frac{\partial h}{\partial \alpha}$ . First, we verify that (1) satisfies the equation (83) by simply plugging (1) into the equation. For  $\frac{\partial h}{\partial \eta}$ , differentiate the equation w.r.t.  $\eta$  and get

$$\frac{\partial h}{\partial \eta}(\alpha, \eta, x) = h(\alpha, \eta, -\eta + 0) f_{\alpha}(-\eta + 0) + \int_{-\eta}^{+\infty} \frac{\partial h}{\partial \eta}(\alpha, \eta, x) f_{\alpha}(x) dx \tag{96}$$

Evaluating at  $\alpha = 0$ , we get

$$\frac{\partial h}{\partial \eta}(0, \eta, x) = \frac{1}{F(-\eta)} f(-\eta) + \int_{-\eta}^{+\infty} \frac{\partial h}{\partial \eta}(0, \eta, x) f(x) dx \tag{97}$$

Multiply it by  $f(x)$  and integrate from  $-\eta$  to  $+\infty$ , we get

$$\int_{-\eta}^{+\infty} \frac{\partial h}{\partial \eta}(0, \eta, x) f(x) dx = \frac{f(-\eta)}{F(-\eta)} (1 - F(-\eta)) + \int_{-\eta}^{+\infty} \frac{\partial h}{\partial \eta}(0, \eta, x) f(x) dx \cdot (1 - F(-\eta)) \tag{98}$$

which gives

$$\frac{\partial h}{\partial \eta}(0, \eta, x) = \frac{f(-\eta)}{F(-\eta)^2}$$

□



## REFERENCES

- [1] Dimitri Bertsekas and Steven E Shreve, *Stochastic optimal control: the discrete-time case*, Vol. 5, Athena Scientific, 1996.
- [2] Enrico Bibbona, Gianna Panfilo, and Patrizia Tavella, *The Ornstein–Uhlenbeck process as a model of a low pass filtered white noise*, *Metrologia* **45** (2008), no. 6, S117.
- [3] Jean-Philippe Bouchaud, Julius Bonart, Jonathan Donier, and Martin Gould, *Trades, quotes and prices: financial markets under the microscope*, Cambridge University Press, 2018.
- [4] George EP Box, Gwilym M Jenkins, Gregory C Reinsel, and Greta M Ljung, *Time series analysis: forecasting and control*, John Wiley & Sons, 2015.
- [5] Stephen Boyd, Enzo Busseti, Steve Diamond, Ronald N Kahn, Kwangmoo Koh, Peter Nystrup, Jan Speth, et al., *Multi-period trading via convex optimization*, *Foundations and Trends® in Optimization* **3** (2017), no. 1, 1–76.
- [6] George M Constantinides, *Multiperiod consumption and investment behavior with convex transactions costs*, *Management Science* **25** (1979), no. 11, 1127–1137.
- [7] Mark HA Davis and Andrew R Norman, *Portfolio selection with transaction costs*, *Mathematics of operations research* **15** (1990), no. 4, 676–713.
- [8] Nicolae Gârleanu and Lasse Heje Pedersen, *Dynamic trading with predictable returns and transaction costs*, *The Journal of Finance* **68** (2013), no. 6, 2309–2340.
- [9] Ramazan Gençay, Michel Dacorogna, Ulrich A Muller, Olivier Pictet, and Richard Olsen, *An introduction to high-frequency finance*, Elsevier, 2001.
- [10] Clive William John Granger and Paul Newbold, *Forecasting economic time series*, Academic press, 2014.
- [11] James D Hamilton, *Time series analysis*, Princeton university press, 2020.
- [12] Andrew C Harvey, *Forecasting, structural time series models and the Kalman filter* (1990).
- [13] Michael JP Magill and George M Constantinides, *Portfolio selection with transactions costs*, *Journal of economic theory* **13** (1976), no. 2, 245–263.
- [14] Xiaoling Mei, Victor DeMiguel, and Francisco J Nogales, *Multiperiod portfolio optimization with multiple risky assets and general transaction costs*, *Journal of Banking & Finance* **69** (2016), 108–120.
- [15] Robert C Merton, *Lifetime portfolio selection under uncertainty: The continuous-time case*, *The review of Economics and Statistics* (1969), 247–257.
- [16] ———, *Optimum consumption and portfolio rules in a continuous-time model*, *Stochastic optimization models in finance*, 1975, pp. 621–661.
- [17] John F Muth, *Optimal properties of exponentially weighted forecasts*, *Journal of the american statistical association* **55** (1960), no. 290, 299–306.
- [18] Raquel Prado and Mike West, *Time series: modeling, computation, and inference*, Chapman and Hall/CRC, 2010.
- [19] Maurice Bertram Priestley, *Non-linear and non-stationary time series analysis*, London: Academic Press (1988).
- [20] Aistis Raudys, Vaidotas Lenčiauskas, and Edmundas Malčius, *Moving averages for financial data smoothing*, *Information and software technologies: 19th international conference, icist 2013, kaunas, lithuania, october 2013. proceedings* 19, 2013, pp. 34–45.
- [21] Gilles Zumbach and Ulrich Müller, *Operators on inhomogeneous time series*, *International Journal of Theoretical and Applied Finance* **4** (2001), no. 01, 147–177.

(Chutian Ma) DEPARTMENT OF MATHEMATICS, JOHNS HOPKINS UNIVERSITY  
*Email address:* cma27@jhu.edu

(Paul Smith) CAUSIFY.AI INC.  
*Email address:* paul@causify.ai