

---

# MULTISTAGE NON-DETERMINISTIC CLASSIFICATION USING SECONDARY CONCEPT GRAPHS AND GRAPH CONVOLUTIONAL NETWORKS FOR HIGH-LEVEL FEATURE EXTRACTION

---

A PREPRINT

✉ Masoud Kargar<sup>\*1,2</sup>, ✉ Nasim Jelodari<sup>†1,2</sup>, and ✉ Alireza Assadzadeh<sup>‡1,2</sup>

<sup>1</sup>Department of Computer Engineering, Islamic Azad University, Tabriz Branch, Iran

<sup>2</sup>Robotics and Soft Technologies Research Center, Islamic Azad University, Tabriz Branch, Iran

November 12, 2024

## ABSTRACT

Graphs, comprising nodes and edges, visually depict relationships and structures, posing challenges in extracting high-level features due to their intricate connections. Multiple connections introduce complexities in discovering patterns, where node weights may affect some features more than others. In domains with diverse topics, graph representations illustrate interrelations among features. Pattern discovery within graphs is recognized as NP-hard. Graph Convolutional Networks (GCNs) are a prominent deep learning approach for acquiring meaningful representations by leveraging node connectivity and characteristics. Despite achievements, predicting and assigning 9 deterministic classes often involve errors. To address this challenge, we present a multi-stage non-deterministic classification method based on a secondary conceptual graph and graph convolutional networks, which includes distinct steps: 1) leveraging GCN for the extraction and generation of 12 high-level features; 2) employing incomplete, non-deterministic models for feature extraction, conducted before reaching a definitive prediction; 3) formulating definitive forecasts grounded in conceptual (logical) graphs. The empirical findings indicate that our proposed approach outperforms contemporary methods in classification tasks. Across three datasets—Cora, Citeseer, and PubMed—the achieved accuracies are 96%, 93%, and 95%, respectively. Code is available at <https://github.com/MasoudKargar>

**Keywords** Attributed graph · Graph convolutional network · GCN · Node classification · GNN

## 1 Introduction

In recent decades, with the significant expansion of networks and the vast amount of data generated by these networks, the demand for graphs to effectively display these data has increased dramatically [Goyal and Ferrara, 2018]. As an essential data structure, a graph includes a set of nodes and edges. This data structure effectively describes and visualizes the relationships between nodes and edges [Waikhom and Patgiri, 2021, Jiang et al., 2020]. Graphs have many applications in various fields, including social networks, sensor networks, and document networks [Pan et al., 2019]. Feature-based graphs are another type of graphs where the nodes and edges have information or, in other words, features. Due to the extensive and complex interactions of information within networks, graph analysis is of particular importance.

Classification is considered a challenge in feature-based graphs due to their unique features. Node and graph classification are two particular challenges in graph learning that have been recently noticed. In machine learning,

---

\*kargar@iaut.ac.ir

†nasimjelodari@iaut.ac.ir

‡alireza.asadzadeh@iaut.ac.ir

classification is a common task that aims to classify nodes in a graph and predict their corresponding class labels. Furthermore, graph classification involves predicting class labels assigned to entire graphs [Li et al., 2019, Ramanath et al., 2018].

Due to the high computational cost and space, analyzing these graphs, obtaining the structural relationship between the nodes, and exploiting the node content information are essential challenges. Recent research endeavors have employed graph embedding techniques to tackle this challenge [Cai et al., 2018, Wang et al., 2022]. The primary objective of graph embedding techniques is to depict graph data in a lower-dimensional vector space, ensuring the preservation of its inherent structural characteristics. These embeddings find versatile applications across various tasks, including node classification, link prediction, and more. They function as input features for classification models, enabling the prediction of class labels for the graph. Besides graph embedding, alternative types of embeddings, such as node, edge, and infrastructure embeddings, exist [Xu, 2021]. Deep learning methods, notably graph neural networks (GNN) and graph convolutional networks (GCN), have emerged as prominent techniques for analyzing and interpreting graphs [Xiao et al., 2022, Zeng et al., 2019]. The core concept behind GCNs involves leveraging a graph structure to recognize the neighboring nodes of each node and acquire the node embedding by recursively aggregating the embeddings of its neighbors [Yu et al., 2021].

One of the important challenges in this field is that the samples in the used data set may be members of several classes instead of being members of one class. In this case, making predictions and assigning to a definite class is usually associated with many errors.

We propose a multistage non-deterministic classification based on a secondary conceptual graph and graph convolutional networks for node classification. The proposed architecture consists of several steps: 1) Using GCN to extract and generate high-level features from code and embedded inputs. 2) Using incomplete (non-deterministic) models for non-deterministic forecasting. 3) creating a secondary conceptual graph based on non-deterministic prediction, and 4) performing classification based on conceptual (logical) graph. According to Figure 1, in our proposed method, between the stages of high-level feature extraction using GCN and final classification, we first perform a non-deterministic prediction and then create a conceptual layer to create a conceptual graph. By creating and applying these steps in multi-class datasets, classification accuracy increases. The main contributions of this paper are:

- We presented a multi-stage non-deterministic classification framework based on secondary conceptual graph and graph convolution networks, which is a combination of several stages.
- We use two GCN layers and then make a non-deterministic prediction by the conceptual layers we created before classification to improve the classification performance.
- Experimental results show that our method works better than node classification methods.

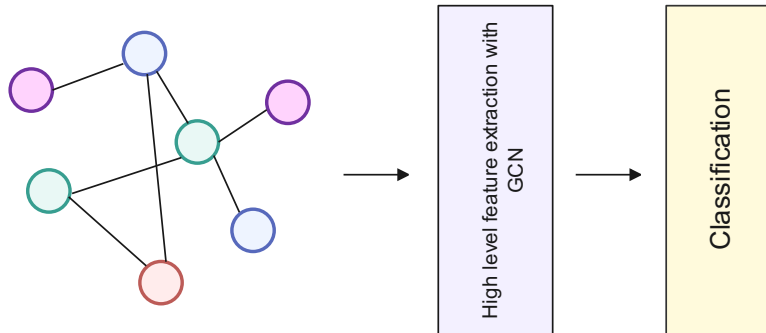


Figure 1: Classification based on GCN

RQ1: Can models based on incomplete models be effective in improving forecasting?

RQ2: Can intermediate logic graphs affect the accuracy of the final prediction?

RQ3: Can non-deterministic stage prediction be done with incomplete hidden layers?

This research is organized into five chapters: Section 2 introduces the related work, and Section 3 presents the proposed methodology. Section 4 reviews the experimental data and research results; section 5 describes the research conclusions and discusses future works.

## 2 Previous Work

Classification has emerged as a prevalent task in machine learning, focusing on classification nodes or subgraphs within a graph into discrete classes or labels. This is particularly valuable when there is a need to comprehend the connections

and patterns among elements in a graph. Recently, graph neural networks have demonstrated substantial progress in node classification, graph classification, and link prediction tasks.

## 2.1 Node classification

We will provide a brief overview of the three categories into which graph neural networks are classified based on the mechanism they use for node classification. FSGNN, a simple two-layer model for graph neural networks (GNN), was presented by Liu et al. FSGNN incorporates a "soft selection" mechanism that effectively learns the importance of features during the training process. The proposed approach performs better than the state-of-the-art method (SOTA) and achieves more than 51.1% accuracy in node classification in the given class Maurya et al. [2022]. Yang Hu et al. introduced a simple graph learning framework called graph-MLP, which relies on MLP (Multilayer Perceptron) without message-passing modules. Notably, this framework achieves graph node classification for the first time without using traditional message-passing methods. What distinguishes graph-MLP is its ability to maintain stable performance even when adjacency information is compromised or lost during the inference process Hu et al. [2021]. Yao et al. proposed a new framework for joint training that incorporates pairwise constraints between nodes and uses the AdaDW strategy to enhance the training of classification models in homogeneous graphs. However, it should be noted that this method does not apply to heterogeneous graphs such as HLN, making it ineffective in such scenarios [Wu et al., 2021]. To address the limited information acquisition caused by the shallow structure of existing classification methods, a hierarchical graph attention network (HGAT) is introduced for semi-supervised classification. HGAT increases the accuracy by combining the attention mechanism in the input and prediction layers and assigning weights to different nodes. The simulation results show the improved performance of the proposed method on simplified datasets such as Cora, Citeseer, PubMed, and NELL. However, the limitation of this approach is its lack of application exclusively for directed graphs [Li et al., 2020]. Tang et al. introduce a new GNN-INCM model, including ECO and GRO modules for node embedding learning. This paper also uses HSKDM to train multiple GNN-INCM models simultaneously. GNN-INCM shows improved performance on the base dataset, and using HSKDM further increases the classification performance Huang et al. [2022]. Yu Wang et al. proposed a tree decomposition method to separate neighborhood features into distinct layers. They introduce a tree-decomposed graph neural network (TDGNN), which includes TDGNN-s and TDGNN-w variants for node classification. This method provides a flexible layer configuration for complex networks and reduces the feature smoothing problem [Wang and Derr, 2021]. Tang et al. introduce a new analytical framework called WCE-GNN that explores the relationship between graph neural networks (GNN) and hypergraph neural networks (HyperGNN) in the context of node classification. The framework enables the direct application of GNNs for hypergraph node classification. The results indicate that WCE-GNN has lower spatial and temporal complexity than modern HyperGNN methods [Tang et al., 2024]. Wang et al. have introduced a novel Graph Convolutional Network (GCL) encoder referred to as low graph adversarial learning (LR GCL). The proposed methodology engages in semi-supervised or transitional node classification through a two-stage process, wherein the graph data undergoes corruption by noise in the feature labels of each node [Wang and Yang, 2024]. Sejan et al. have introduced a model based on Graph Convolutional Networks (GCN), utilizing weight, adjacency, and identity matrices to enhance node classification performance, specifically regarding classification accuracy [Sejan et al., 2023].

A novel Community GCN method is introduced for community detection in social networks through node classification utilizing Graph Convolutional Networks (GCN). This approach adeptly leverages the benefits of transmitting messages via feedforward networks (FFN) and traversing connections via GCN. Furthermore, it incorporates spatial proximity matrices, weighted average feature extraction, and GCNN-based node classification, effectively contributing to identifying communities within social networks [Bhattacharya et al., 2023].

## 2.2 Graph classification

Lara et al. introduced a simple algorithm that uses Laplacian graph spectral decomposition to achieve graph classification and provide an initial reference score for a given dataset [de Lara and Pineau, 2018]. The GAM framework, a new RNN-based approach for graph classification with attention, is presented. This framework uses external memory to integrate information from different parts of the graph and takes care of processing parts of the graph [Lee et al., 2018]. Similarly, Wang et al. propose an innovative edge feature graph attention network (EGAT) that combines edge and node data into a graph attention mechanism. This study is the first to consider edge features in the graph attention mechanism. EGAT is a versatile framework that integrates custom messaging functions to address specific domains. The simulation results in this paper show that the proposed method outperforms previous approaches in terms of accuracy when evaluated on Cora, Citeseer, PubMed, and AMLSim datasets [Wang et al., 2021]. To address the issue of over-smoothing resulting from an augmented number of convolutional layers in graph classification tasks, the authors advocate for implementing a Multi-Level Coarsening-based Graph Convolutional Network (MLC-GCN). This framework introduces an adaptive module for structural coarsening to produce coarse graphs, subsequently employed in

constructing the convolutional network. MLC-GCN stands out by acquiring the ability to represent graphs at various hierarchical levels while retaining local and global information [Xie et al., 2020].

### 2.3 Edge classification

Jiang et al. introduced CensNet, a convolution with node-edge switching graph neural network designed for learning tasks involving graph-structured data with node and edge features. CensNet is a versatile graph embedding framework that embeds nodes and edges in a hidden feature space. The proposed method performs strongly in various graph learning tasks such as semi-supervised node classification, graph classification, and unsupervised link prediction, outperforming existing approaches in various benchmarks and establishing itself as a state-of-the-art solution [Jiang et al., 2020]. A new unsupervised approach called AttE2vec is introduced, aiming to learn a low-dimensional vector representation for attributed edges. AttE2vec directly obtains feature information from edges and nodes, even with significant distances, to infer current and new node embeddings. The proposed method shows good edge classification and clustering results in Cora, Citeseer, and PubMed datasets Bielak et al. [2022]. Zhong et al. present a dynamic graph representation learning technique based on a time transformer graph (TGT). TGT uses a sequential interactive switching network to learn information from neighboring nodes at one-step and two-step intervals, ensuring accurate node representation. This article introduces three aggregation modules and one propagation module, which increases the accuracy of dynamic graph display while reducing execution time. This method works well in link prediction and edge classification Zhong and Huang [2023].

Table 1: Review and classification of articles in the second part

	Ref	Year	Title	Authors	Datasets	Advantages	Disadvantages
Node Classification	[Maurya et al., 2022]	2022	Simplifying approach to node classification in Graph Neural Networks	Sunil Kumar Maurya, Xin Liu, Tsuyoshi Murata	Cora, Citeseer, PubMed, Chameleon, Wisconsin, Texas, Cornell, Squirrel, Acto	Increase accuracy, avoiding over-smoothing phenomenon	Emphasizes the potential downside of utilizing less informative features derived from aggregation processes, which may detrimentally affect the effectiveness of node classification
	[Hu et al., 2021]	2021	Graph-MLP: Node Classification without Message Passing in Graph	Yang Hu, Haoxuan You, Zhe can Wang, Zhicheng Wang, Erjin Zhou, Yue Gao	Cora, Citeseer, PubMed	Effectively perform graph node classification tasks without explicit message passing modules, better performance in graph node classification task	
	[Wu et al., 2021]	2021	Enhancing Graph Neural Networks via auxiliary training for semi-supervised node classification	Yao Wu, Yu Song, Hong Huang, Fanghua Ye, Xing Xie, Hai Jin	Cora, Citeseer, PubMed	Higher classification accuracy, low computational cost	
	[Li et al., 2020]	2020	Hierarchical graph attention networks for semi-supervised node classification	Yixiong Feng, Kangjie Li, Yicong Gao, Jian Qiu	Cora, Citeseer, PubMed, Simplified NEL	No need for expensive matrix operations	Not directly applied to a directed graph, not considering large datasets
	[Huang et al., 2022]	2022	A graph neural network-based node classification model on class-imbalanced graph data	Zhenhua Huang, Yinhao Tang, Yunwen Chen	Cora, Citeseer, PubMed	Improve the overall classification performance, optimize two cooperative modules, ECO and GRO	Not considering class-imbalanced graph data
	[Wang and Derr, 2021]	2021	Tree Decomposed Graph Neural Network	Yu Wang, Tyler Derr	Cora, Citeseer, PubMed	Solving the problem of feature smoothing between different layers and incorporating the multi-hop dependency	Not fully addressing the challenge of generalizing to unseen graphs
	[Tang et al., 2024]	2024	Hypergraph Node Classification With Graph Neural Networks	Bohan Tang, Zexi Liu, Keyue Jiang, Siheng Chen, Xiaowen Dong	Cora, CiteSeer, PubMed, Cora-CA, DBLP-CA, Congress, Senate, Walmart, House	Can capture more complex relationships between nodes compared to traditional graph representations	Does not explicitly consider the hierarchical structure of the graph

Table 1: Review and classification of articles in the second part (continued)

Node Classification	[Wang and Yang, 2024]	2024	Low-Rank Graph Contrastive Learning for Node Classification	Yancheng Wang, Yingzhen Yang	Cora, CiteSeer, PubMed, Coauthor CS, ogbn-arxiv, Wiki-CS, Amazon-Computers, Amazon-Photos	Producing representations with high generalizability, transferability, and robustness, even without sophisticated GNN architectures	Not fully address the challenge of noise in real-world graph data, which can significantly degrade the performance of GNN
	[Sejan et al., 2023]	2023	Graph Convolutional Network Design for Node Classification Accuracy Improvement	Mohammad Abrar Shakil Sejan, Md Habibur Rahman, Md Abdul Aziz, Jung-In Baik, Young-Hwan You, Hyoung-Kyu Song	Cora, Citeseer, PubMed	Achieves comparable results in the node classification task	Inability to accurately predict node classifications as the number of classes grows
	[Bhattacharya et al., 2023]	2023	Community GCN: community detection using node classification with graph convolution network	Riju Bhattacharya, Naresh Kumar Nagwani, Sarsij Tripathi	CiteSeer, Cora, ACM, Karate, FB, IMDB	Efficiently and accurately detect communities in large-scale networks	Using semi-supervised learning in this model may limit its applicability to specific scenarios
Edge Classification	[Jiang et al., 2020]	2020	Co-embedding of Nodes and Edges with Graph Neural Network learning	Xiaodong Jiang, Ronghang Zhu, Pengsheng Ji, Sheng Li	Cora, Citeseer, PubMed	Enhance the node embeddings and improve the edge embeddings	Not considering more graph layers, massive graphs, and dynamic neural networks
	[Bielak et al., 2022]	2022	AttrE2vec: Unsupervised attributed edge representation learning	Piotr Bielak, Tomasz Kajdanowicz, Nitesh V. Chawla	Cora, Citeseer, PubMed	Building more powerful edge vector representations, increase AUC and accuracy	Not fully address the challenge of capturing complex relational information and long-range dependencies between nodes in the graph
	[Zhong and Huang, 2023]	2023	A dynamic graph representation learning based on the temporal graph transformer	Ying Zhong, Chenze Huang	UCI, MovieLens-10M, Mathoverflow	Reduces time consumption, improves performance.	The limitation of modeling dynamic graph with fixed nodes and not including structural and temporal information
Graph Classification	[Chen et al., 2023]	2023	EGC2: Enhanced graph classification with easy graph compression	Jinyin Chen, Haiyang Xiong, Haibin Zheng, Dunjie Zhang, Jian Zhang, Mingwei Jia, Yi Liu	PTC, PROTEINS, DD, NCI1, NCI109, IMDB-BINARY, REDDIT-BINARY, OGBL-MOLHIV	Efficient and robust graph classification performance, excellent transferability, not causing a noticeable increase in complexity	Not fully addressing the challenge of high complexity and lack of transferability faced by many existing graph classification models
	[de Lara and Pineau, 2018]	2018	A Simple Baseline Algorithm for Graph Classification	Nathan de Lara, Edouard Pineau	MT, PTC, EZ, PF, DD, NCI1	Simplicity, efficiency, and competitive performance in latent graph classification tasks	
	[Lee et al., 2018]	2018	Graph Classification using Structural Attention	John Boaz Lee, Ryan Rossi, Xiangnan Kong	HIV, NCI-1, NCI-33, NCI-83, NCI-123	The attention mechanism is easily parallelizable	Limited to a part of the graph
	[Wang et al., 2021]	2021	EGAT: Edge-Featured Graph Attention Network	Ziming Wang, Jun Chen, Haopeng Chen	Cora, Citeseer, PubMed	Achieves on both node-sensitive and edge-sensitive datasets	Not considering edge features
	[Xie et al., 2020]	2020	Graph convolutional networks with multi-level coarsening for graph classification. Knowledge-Based Systems	Yu Xie, Chuanyu Yao, Maoguo Gong, Cheng Chen, A.K. Qin	D&D ENZYMES,IMDB-B,IMDB-M, MUTAG, PROTEINS,REDDIT-B,REDDIT-M		Failing to tackle the issue of over-smoothing, which hinders the model’s capacity to capture hierarchical information and global patterns within graphs

### 3 Proposed method

An attributed graph is denoted by  $H = (V, E)$ , where  $V$  is a set of nodes, and  $E$  is a set of edges. In  $H$ , each node  $v$  is associated with a feature vector  $x_v$ . In the feature vector  $x_v$ ,  $m$  shows the number of node features. Furthermore, the structure of the graph is represented by the adjacency matrix  $A$ , where  $A_{ij} = 1$  if there is an edge between nodes  $v_i$  and  $v_j$ , and  $A_{ij} = 0$  otherwise. The feature matrix  $X$  is an  $n \times m$  matrix, where  $n$  represents the number of samples and  $m$  represents the number of features. In the attributed graphs, there is a discussion called neighborhood. In other words, the neighborhood represents the common feature among the nodes. As shown in Figure 1, each node has a specific color, each color represents a group; for example, the orange color refers to one group, and the green color to another group.

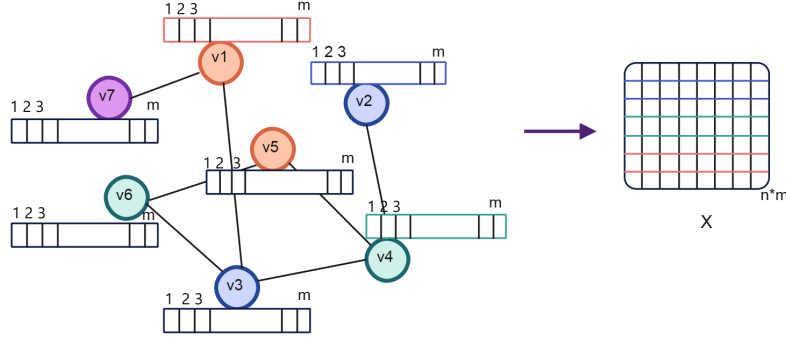


Figure 2: Attributed Graph with a Feature matrix

#### 3.1 Architecture

Figure 3 shows the general framework proposed in this study. Our approach consists of several steps. The first step is graph input, which includes nodes and edges that show the data structure and their relationships. The second step is extracting high-level features from nodes by GCN. The third step is the non-deterministic prediction step, which uses incomplete and non-deterministic models to extract intermediate features. The fourth step is a conceptual layer, creating a conceptual graph for the final classification. Finally, the fifth step is the final step for predicting classes.

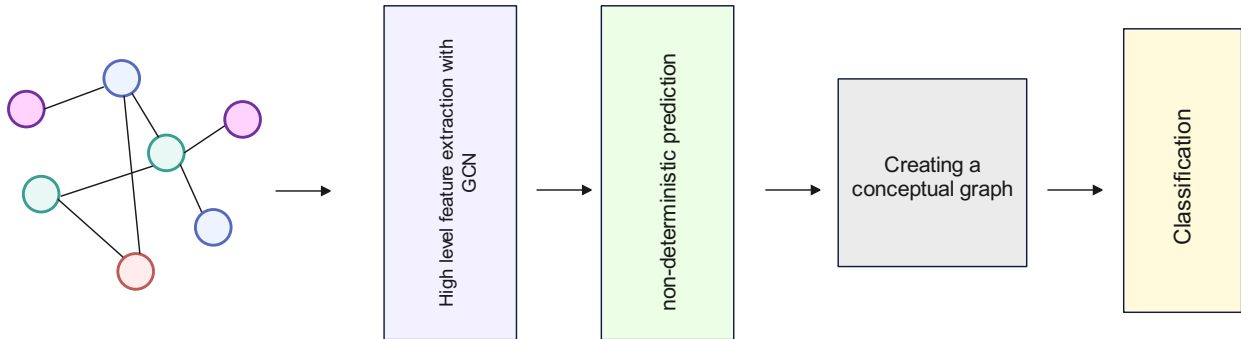


Figure 3: General schematic

Figure 4 presents the details of our proposed method. In the first step, embedding is applied to the input; in the second step, we deploy attention mechanisms (att-ls and att-rs) designed to focus the model on specific aspects or features of the input data during learning. Then, att-ls and att-rs are moved, and the number of diagrams is entered into the encoder as input. After passing through the classifier, it enters the GCN stage. In this stage, the raw, encoded, and embedded data are fused and provided as input to the incomplete hidden layers of the initial GCN. The first GCN doesn't engage in prediction or conclusive decision-making; instead, it focuses on extracting high-level features. Furthermore, the output from this layer takes the form of logical (conceptual) graphs, which serve as fresh input for the second GCN. Subsequently, this layer determines the final and conclusive prediction based on these logical graphs.

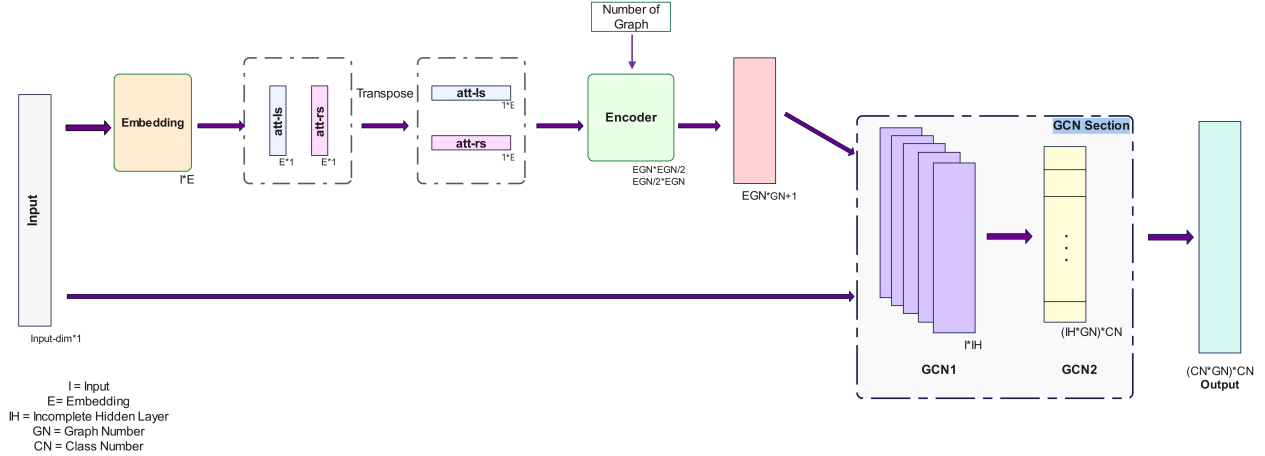


Figure 4: Details of Proposed method

### 3.2 Complexity Analysis

The computational complexity of our proposed method involves several key components. First, the adjacency matrix construction has a complexity of  $O(|E|)$ , where  $|E|$  represents the number of edges in the graph. This step requires iterating through all edges to construct the matrix. Next, processing the feature matrix has a complexity of  $O(n \times m)$ , where  $n$  is the number of nodes and  $m$  is the number of features, representing the cost of handling all node features. The neighborhood search, which identifies neighbors for each node, has a complexity of  $O(n \times k)$ , with  $k$  being the average number of neighbors. Embedding the nodes into a new feature space has a complexity of  $O(n \times m \times d)$ , where  $d$  represents the embedding dimension.

The transpose of the matrix, required in subsequent operations, has a complexity of  $O(|E|)$ . Extracting attributes from the neighborhood data has a complexity of  $O(n \times k \times d)$ , scaling with the node count, neighborhood size, and feature dimension. Encoding the input features results in a complexity of  $O(z^2)$ , where  $z$  is the size of the final encoded representation.

The graph convolutional network (GCN) layers have a complexity of  $O(L \times |E| \times d)$ , where  $L$  is the number of layers,  $|E|$  is the number of edges, and  $d$  is the feature dimension. The first GCN layer, responsible for high-level feature extraction, has a complexity of  $O(L_1 \times |E| \times d)$ , while the second GCN layer, which performs the final prediction, has a similar complexity of  $O(L_2 \times |E| \times d)$ , both scaling with the number of layers and the graph size.

## 4 Experimental Results

This section evaluates and comprehensively reviews our proposed method by performing various tests. All tests were performed using a system with Windows 10, a Core i7 processor, 16GB of RAM, and an NVIDIA GPU.

### 4.1 Experimental Settings

We evaluate the performance of our proposed model to perform the fully supervised node classification task using three benchmark datasets, the details of which are shown in Table 2. Cora, Citeseer, and PubMed are three real-world datasets commonly used for node classification and introduced by [Sen et al., 2008].

Table 2: Benchmark Graph Datasets

Parameter	Cora	Citeseer	PubMed
Nodes	2708	3327	19,717
Features	1433	3703	500
Class	7	6	3
Edges	5429	4732	44,338
Content Words	3,880,564	12,274,336	12,274,336



### Baseline Methods:

To demonstrate the better performance of our model, we compare it with basic methods in graph neural networks (GNN), including GCN, GAT, APPNP, GraphSAGE, and GCNII.

- GCN: It uses a layered propagation principle rooted in approximating the initial spectral complexity on graphs. Considering the characteristics of nodes and their neighboring connections enables the potential to obtain representations of nodes through learning [Kipf and Welling, 2016].
- GAT: This method assigns different weights to neighboring nodes depending on their importance and is generally used as the baseline of GNN [Velickovic et al., 2017].
- APPNP: This model is customized based on the relationship between GCN and PageRank and also based on the PageRank algorithm. It is designed to work with graph data and collect relational information between nodes. Its purpose is to predict labels for nodes in a graph [Gasteiger et al., 2018].
- GraphSAGE: proposed for inductive node embedding that simultaneously learns the topological structure of each node’s neighborhood and the distribution of node characteristics in the neighborhood. In addition to the characteristics of nodes, it also uses the structural characteristics of graphs [Hamilton et al., 2017].
- GCNII: It is a deep GCN model capable of providing a K-order polynomial filter with arbitrary coefficients that avoid over-smoothing [Chen et al., 2020].

Table 3: Summary of node classification (%). Results for GCN, GAT, GraphSAGE are taken from [Maurya et al., 2022]. For APPNP and GCNII results are taken from [Wang and Derr, 2021]

Method	Cora	Citeseer	PubMed
GCN [Kipf and Welling, 2016]	87.28 ± 1.26%	76.68 ± 1.64%	87.38 ± 0.66%
GAT [Velickovic et al., 2017]	82.68 ± 1.80%	75.46 ± 1.72%	84.68 ± 0.44%
GraphSAGE [Hamilton et al., 2017]	86.90 ± 1.04%	76.04 ± 1.30%	88.45 ± 0.50%
APPNP [Gasteiger et al., 2018]	86.76 ± 1.74%	77.08 ± 1.56%	88.45 ± 0.42%
GCNII [Chen et al., 2020]	88.27 ± 1.31%	77.06 ± 1.67%	90.26 ± 0.41%
Proposed	96%	93%	95%

### Parameter Settings:

In this section, we briefly explain each of the parameters used. More details of the hyperparameters for all three datasets are listed in Table 4.

- Momentum: In deep learning, it is a parameter used to improve the training of neural networks, especially when using gradient-based optimization algorithms. Momentum helps speed up the convergence of the training process and helps improve the performance of the Loss Function. It should be noted that learning rate and momentum have almost a complementary relationship.
- Negative slope: It is used to prevent the decrease of the gradient in deep networks, and if the input is negative, a small non-zero coefficient is applied to it until there is a downward slope. In this way, the sudden decrease of the gradient Prevents the length of the operation.
- Weight-decay: The learning process of deep models gradually reduces the learning rate. This reduction of the learning rate continues until it reaches zero. This method is used to reduce the side effects associated with large weights and control the degree of generalizability of the model and is obtained from the Eqs (1):

$$\text{Weight-decay} = \frac{\text{Learning Rate}}{\text{Epoch}} \quad (1)$$

- Gamma coefficient (Y) or discount rate: It is a rate that controls how much a model benefits from new data changes at each stage of learning. This parameter determines how fast or slow the model is directed towards the optimal solution. We used the gamma coefficient in all three datasets.
- Epoch: It means a stage or period in the training of a deep model, which passes through all its training data in each period of the model.
- Batch Size: a meta-parameter in deep learning that determines the number of training samples used per iteration (or batch) during the training process. Due to the increase in the speed and quality of the model, it is included in the agenda of our paper.

Table 4: The hyper-parameters for the proposed method in three datasets

Parameters	Cora	Citeseer	PubMed
Weight_decay	0.0004	0.00035	0.00029
Ratio_node	0.33	0.56	0.75
dropout	0.2	0.4	0.6
Activation Functions	['relu']	['relu']	['relu']
sigma	2.0	4.0	6.0
Input_Dim	1433	3703	500
hidden layer sizes	16	32	64
layer activation functions	['LeakyReLU']	['LeakyReLU']	['LeakyReLU']
negative_slope	0.2	0.2	0.2
Graph_size	40	100	150
Learning Rate	0.1	0.1	0.1
Batch Size	20	40	80
Epoch	230	260	300

## 4.2 Node Classification Results

Table 3 shows each model’s average node classification accuracy on three selected datasets. The results show that our method increases accuracy compared to methods such as GCNII, which have been presented recently and show better performance.

## 4.3 Evaluation Criteria

Accuracy: It refers to a measure used to evaluate the performance of a model in correctly predicting the class or label of a graph. It measures the proportion of correctly classified graphs from the total number of graphs in the evaluation dataset. Accuracy is calculated by dividing the number of correctly classified graphs by the total number of graphs in the data set. This shows how accurately the model can classify graphs. Which is calculated using Eqs (2):

$$\text{Accuracy} = \frac{TP + TN}{TP + TN + FP + FN} \quad (2)$$

## 4.4 Discussion

Figures 5-7 show graphical representations of precision and loss curves for the Cora, Citeseer, and PubMed datasets. Graphical representations in TSNE embedding format show categories of different classes (seven, six, and three classes for Cora, Citeseer, and PubMed, respectively). Accuracy and loss curves have been drawn for the training and validation stages, which show the x-axis of accuracy and the y-axis of loss. We obtain 96% accuracy with a loss of 0.008 for CORA, 93% accuracy with a loss of 0.005 for Citeseer, and 95% accuracy with a loss of 0.0009 for PubMed.

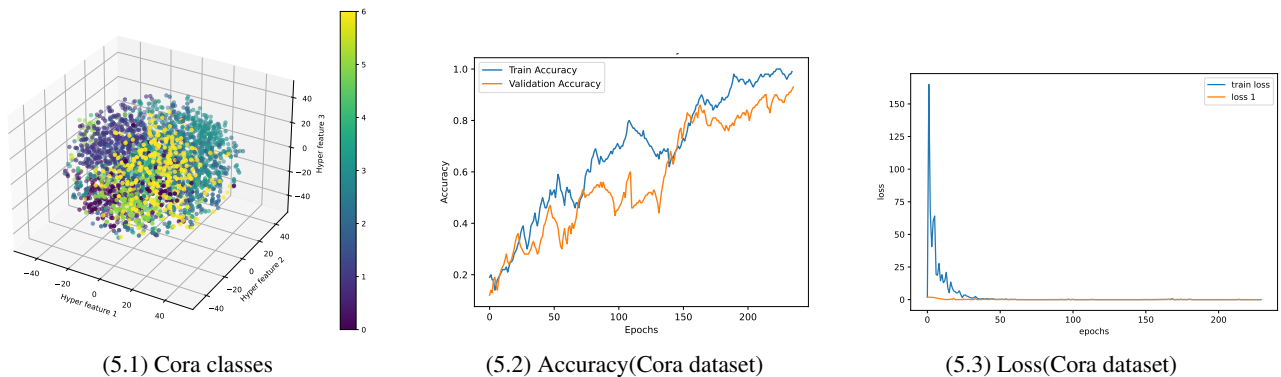


Figure 5: Graphical representation for Cora dataset

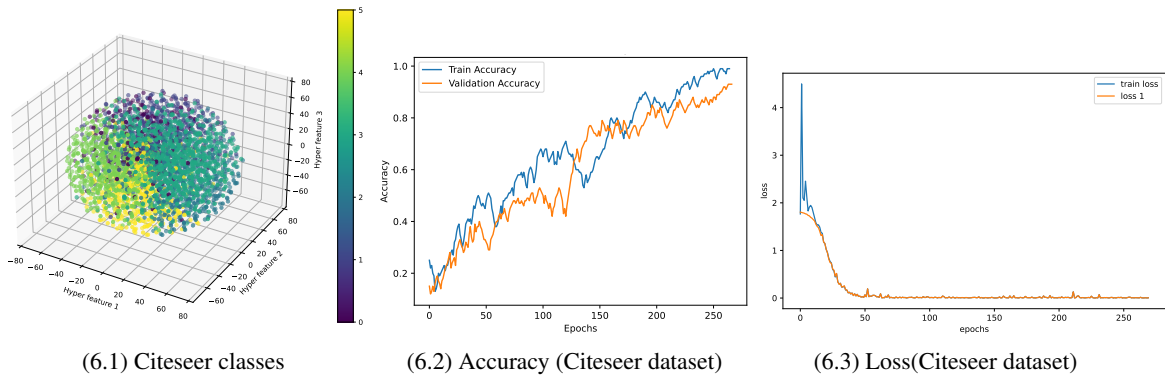


Figure 6: Graphical representation for Citeseer dataset

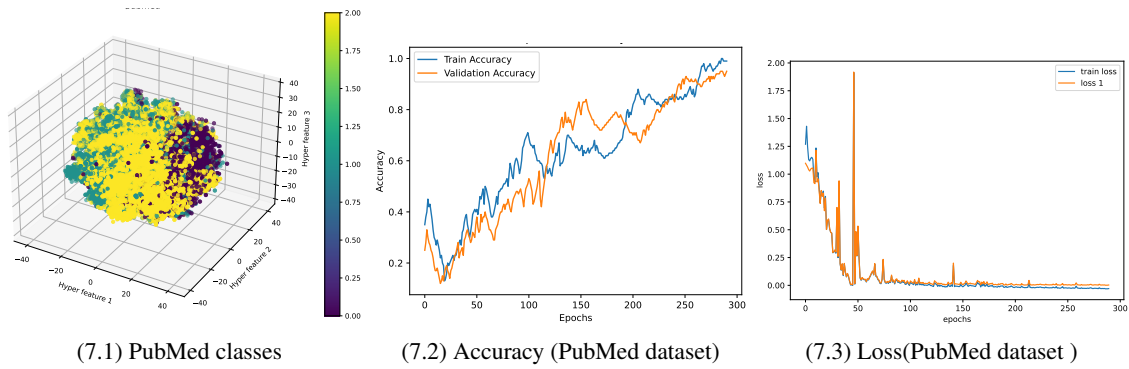


Figure 7: Graphical representation for PubMed dataset

Figure 8 illustrates the class distribution in the Cora, CiteSeer, and PubMed datasets. Concerning class distribution, the Cora dataset exhibits a lower number of samples but a higher number of classes when compared to the other two datasets. In contrast, the PubMed dataset contains more samples but fewer classes.

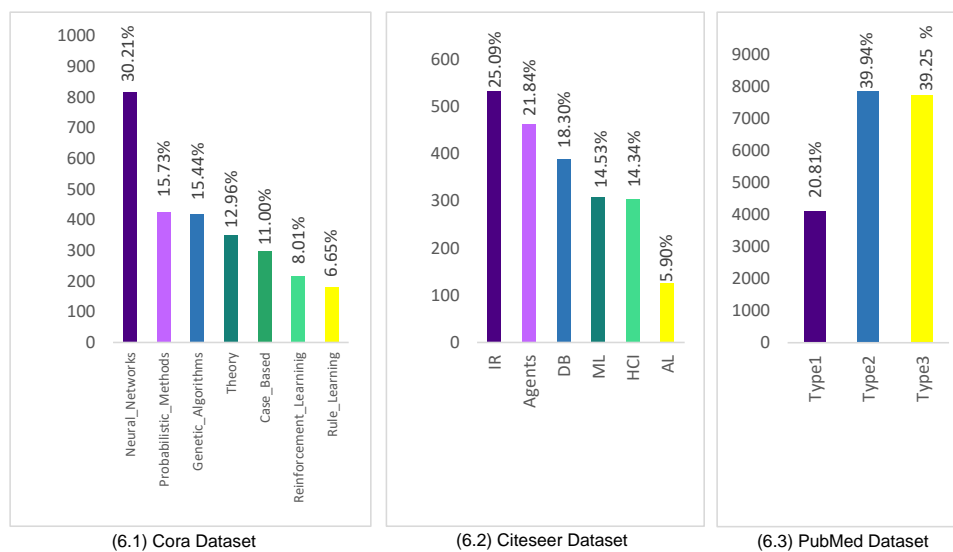


Figure 8: Datasets Distribution

## 5 Conclusion

In this paper, we introduced a novel approach for node classification. The proposed model comprises multiple stages. The initial stage involves utilizing GCN to derive high-level features from embedded and encoded inputs. The subsequent step employs Using incomplete (non-deterministic) models for non-deterministic forecasting. Creating a secondary conceptual graph is based on non-deterministic prediction and, finally, classification and prediction of classes. Experimental results demonstrate that our proposed method outperforms other methods by at least 5% on benchmark datasets. Thus, in addressing the research inquiries, it can be asserted that incomplete models function as Logical classifications, and their output (logical graphs) serves as input for the ensuing step. Logical graphs enable preliminary estimations before final classification, leading to a substantial enhancement in prediction results.

## 6 Future Work

In future endeavors, the proposed approach can be applied to extract protein subpatterns in the second stage. Additionally, in social networks, it can be employed to extract diverse subgroups based on events, extract subsystems and modules of software systems, and deduce utility modules for practical applications.

## References

- P. Goyal and E. Ferrara. Graph embedding techniques, applications, and performance: A survey. *Knowledge-Based Systems*, 151:78–94, 2018.
- L. Waikhom and R. Patgiri. Graph neural networks: Methods, applications, and opportunities. *arXiv preprint arXiv:2108.10733*, 2021.
- X. Jiang, R. Zhu, S. Li, and P. Ji. Co-embedding of nodes and edges with graph neural networks. *IEEE Transactions on Pattern Analysis and Machine Intelligence*, 2020.
- S. Pan, R. Hu, S. Fung, G. Long, J. Jiang, and C. Zhang. Learning graph embedding with adversarial training methods. *IEEE Transactions on Cybernetics*, 50:2475–2487, 2019.
- J. Li, Y. Rong, H. Cheng, H. Meng, W. Huang, and J. Huang. Semi-supervised graph classification: A hierarchical graph perspective. In *The World Wide Web Conference*, pages 972–982, 2019.
- R. Ramanath, H. Inan, G. Polatkan, B. Hu, Q. Guo, C. Ozcaglar, X. Wu, K. Krishnaram, and S. Cem. Towards deep and representation learning for talent search at linkedin. In *Proceedings of the 27th ACM International Conference on Information and Knowledge Management*, pages 2253–2261, 2018.
- H. Cai, V. W. Zheng, and K. C. Chang. A comprehensive survey of graph embedding: Problems, techniques, and applications. *IEEE Transactions on Knowledge and Data Engineering*, 30:1616–1637, 2018.
- C. Wang, S. Pan, P. C. Yu, R. Hu, G. Long, and C. Zhang. Deep neighbor-aware embedding for node clustering in attributed graphs. *Pattern Recognition*, 122:108230, 2022.
- M. Xu. Understanding graph embedding methods and their applications. *SIAM Review*, 63:825–853, 2021.
- S. Xiao, S. Wang, Y. Dai, and W. Guo. Graph neural networks in node classification: Survey and evaluation. *Machine Vision and Applications*, 33(4), 2022.
- H. Zeng, H. Zhou, A. Srivastava, R. Kannan, and V. Prasanna. Accurate, efficient and scalable graph embedding. In *2019 IEEE International Parallel and Distributed Processing Symposium (IPDPS)*, pages 462–471, 2019.
- D. Yu, Y. Yang, R. Zhang, and Y. Wu. Knowledge embedding based graph convolutional network. In *Proceedings of the Web Conference 2021*, pages 1619–1628, 2021.
- S. K. Maurya, X. Liu, and T. Murata. Simplifying approach to node classification in graph neural networks. *Journal of Computational Science*, 62:101695, 2022.
- Y. Hu, H. You, Z. Wang, Z. Wang, E. Zhou, and Y. Gao. Graph-mlp: Node classification without message passing in graph. *arXiv preprint arXiv:2106.04051*, 2021.
- Y. Wu, Y. Song, H. Huang, F. Ye, X. Xie, and H. Jin. Enhancing graph neural networks via auxiliary training for semi-supervised node classification. *Knowledge-Based Systems*, 220:106884, 2021.
- K. Li, Y. Feng, Y. Gao, and J. Qiu. Hierarchical graph attention networks for semi-supervised node classification. *Applied Intelligence*, 50:3441–3451, 2020.
- Z. Huang, Y. Tang, and Y. Chen. A graph neural network-based node classification model on class-imbalanced graph data. *Knowledge-Based Systems*, 244:108538, 2022.

- Y. Wang and T. Derr. Tree decomposed graph neural network. In *Proceedings of the 30th ACM International Conference on Information and Knowledge Management*, pages 2040–2049, 2021.
- B. Tang, Z. Liu, K. Jiang, S. Chen, and X. Dong. Hypergraph node classification with graph neural networks. *arXiv preprint arXiv:2402.05569*, 2024.
- Y. Wang and Y. Yang. Low-rank graph contrastive learning for node classification. *arXiv preprint arXiv:2402.09600*, 2024.
- M. A. S. Sejan, M. H. Rahman, M. A. Aziz, J. Baik, Y. You, and H. Song. Graph convolutional network design for node classification accuracy improvement. *Mathematics*, 11:3680, 2023.
- R. Bhattacharya, N. K. Nagwani, and S. Tripathi. Communitygc: Community detection using node classification with graph convolution network. *Data Technologies and Applications*, 57:580–604, 2023.
- N. de Lara and E. Pineau. A simple baseline algorithm for graph classification. *arXiv preprint arXiv:1810.09155*, 2018.
- J. B. Lee, R. Rossi, and X. Kong. Graph classification using structural attention. In *Proceedings of the 24th ACM SIGKDD International Conference on Knowledge Discovery and Data Mining*, pages 1666–1674, 2018.
- Z. Wang, J. Chen, and H. Chen. Egat: Edge-featured graph attention network. In *Artificial Neural Networks and Machine Learning–ICANN 2021*, pages 314–324, 2021.
- Y. Xie, C. Yao, M. Gong, C. Chen, and A. K. Qin. Graph convolutional networks with multi-level coarsening for graph classification. *Knowledge-Based Systems*, 194:105578, 2020.
- P. Bielik, T. Kajdanowicz, and N. V. Chawla. Attre2vec: Unsupervised attributed edge representation learning. *Information Sciences*, 592:82–96, 2022.
- Y. Zhong and C. Huang. A dynamic graph representation learning based on temporal graph transformer. *Alexandria Engineering Journal*, 63:359–369, 2023.
- J. Chen, H. Xiong, H. Zheng, D. Zhang, J. Zhang, M. Jia, and Y. Liu. Egc2: Enhanced graph classification with easy graph compression. *Information Sciences*, 629:376–397, 2023.
- P. Sen, G. Namata, M. Bilgic, L. Getoor, B. Galligher, and T. Eliassi-Rad. Collective classification in network data. *AI Magazine*, 29:93–93, 2008.
- T. N. Kipf and M. Welling. Semi-supervised classification with graph convolutional networks. *arXiv preprint arXiv:1609.02907*, 2016.
- P. Velickovic, G. Cucurull, A. Casanova, A. Romero, P. Lio, and Y. Bengio. Graph attention networks. *stat*, 1050: 10–48550, 2017.
- J. Gasteiger, A. Bojchevski, and S. Günnemann. Predict then propagate: Graph neural networks meet personalized pagerank. *arXiv preprint arXiv:1810.05997*, 2018.
- W. Hamilton, Z. Ying, and J. Leskovec. Inductive representation learning on large graphs. *Advances in Neural Information Processing Systems*, 30, 2017.
- M. Chen, Z. Wei, Z. Huang, B. Ding, and Y. Li. Simple and deep graph convolutional networks. In *International Conference on Machine Learning*, pages 1725–1735, 2020.