

Why These Documents? Explainable Generative Retrieval with Hierarchical Category Paths

Sangam Lee
Yonsei University
Seoul, Republic of Korea
salee@yonsei.ac.kr

Ryang Heo
Yonsei University
Seoul, Republic of Korea
ryang1119@yonsei.ac.kr

SeongKu Kang
UIUC
Champaign, USA
seongku@illinois.edu

Susik Yoon
Korea University
Seoul, Republic of Korea
susik@korea.ac.kr

Jinyoung Yeo
Yonsei University
Seoul, Republic of Korea
jinyeo@yonsei.ac.kr

Dongha Lee*
Yonsei University
Seoul, Republic of Korea
donalee@yonsei.ac.kr

Abstract

Generative retrieval has recently emerged as a new alternative of traditional information retrieval approaches. However, existing generative retrieval methods directly decode docid when a query is given, making it impossible to provide users with explanations as an answer for “Why this document is retrieved?”. To address this limitation, we propose **H**ierarchical **C**ategory **P**ath-**E**nhanced Generative Retrieval (**HyPE**), which enhances explainability by generating hierarchical category paths step-by-step before decoding docid. HyPE leverages hierarchical category paths as explanation, progressing from broad to specific semantic categories. This approach enables diverse explanations for the same document depending on the query by using shared category paths between the query and the document, and provides reasonable explanation by reflecting the document’s semantic structure through a coarse-to-fine manner. HyPE constructs category paths with external high-quality semantic hierarchy, leverages LLM to select appropriate candidate paths for each document, and optimizes the generative retrieval model with path-augmented dataset. During inference, HyPE utilizes path-aware reranking strategy to aggregate diverse topic information, allowing the most relevant documents to be prioritized in the final ranked list of docids. Our extensive experiments demonstrate that HyPE not only offers a high level of explainability but also improves the retrieval performance in the document retrieval task.

CCS Concepts

• Information systems → Retrieval models and ranking.

Keywords

Information Retrieval, Generative Retrieval, Explainability

*Corresponding author

Permission to make digital or hard copies of all or part of this work for personal or classroom use is granted without fee provided that copies are not made or distributed for profit or commercial advantage and that copies bear this notice and the full citation on the first page. Copyrights for components of this work owned by others than the author(s) must be honored. Abstracting with credit is permitted. To copy otherwise, or republish, to post on servers or to redistribute to lists, requires prior specific permission and/or a fee. Request permissions from permissions@acm.org.

Conference acronym 'XX, June 03–05, 2018, Woodstock, NY

© 2018 Copyright held by the owner/author(s). Publication rights licensed to ACM.

ACM ISBN 978-1-4503-XXXX-X/18/06

<https://doi.org/XXXXXXX.XXXXXXX>

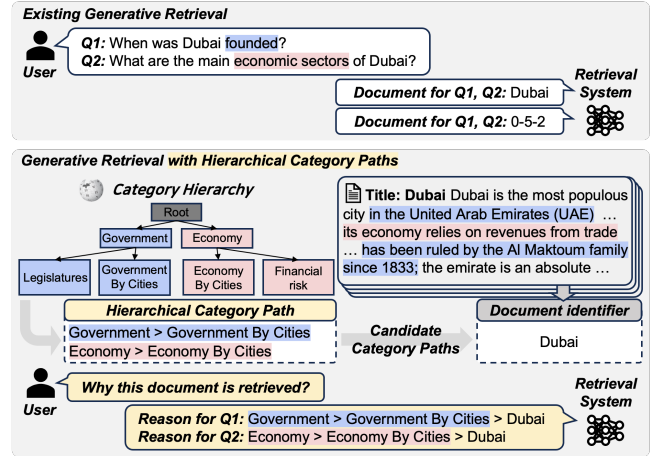


Figure 1: Existing generative retrieval methods fail to explain why specific documents are retrieved, as they directly decode docid (Upper). In contrast, our proposed HyPE method provides clear explanations by generating query-related hierarchical category paths leading to the docid (Lower).

ACM Reference Format:

Sangam Lee, Ryang Heo, SeongKu Kang, Susik Yoon, Jinyoung Yeo, and Dongha Lee. 2018. Why These Documents? Explainable Generative Retrieval with Hierarchical Category Paths. In *Proceedings of Make sure to enter the correct conference title from your rights confirmation email (Conference acronym 'XX)*. ACM, New York, NY, USA, 13 pages. <https://doi.org/XXXXXXX.XXXXXXX>

1 Introduction

Information retrieval (IR) systems play a vital role in helping users navigate the vast amount of online information. A fundamental task of these systems is document retrieval, which focuses on searching for and ranking documents that are relevant to a given query from a large corpus. Over the past few years, document retrieval has evolved rapidly and has become pivotal in several NLP downstream tasks, including web search engines, question answering, and dialogue systems. In the field of document retrieval, *sparse retrieval* [7, 23] based on term-matching and *dense retrieval* [9, 10, 30] based on semantic representations have been widely employed.

With the significant progress of language models, *generative retrieval* has recently emerged as a new paradigm in document

retrieval. Generate retrieval aims to directly generate document identifier (i.e., docid) for a given query by leveraging pre-trained generative models such as BART [13] and T5 [21]. This paradigm enables end-to-end optimization of the retrieval process, allowing for fine-grained interaction between the input query and docid, and significantly reduces memory usage by fully leveraging the parametric memory of a single pre-trained generative model.

Despite these advantages, generative retrieval continues to face the challenge of determining how to construct docid that effectively represent documents. As the docid serves as a representation of the entire document, defining one that accurately encapsulates the document's contents is both crucial and challenging. Existing works on generative retrieval have categorized docid into two types: *semantic* docid and *lexical* docid. Semantic docid represents each document as a unique identifier, either a single number or a series of numbers (e.g., '0-5-2'), derived from the dense representations encoded by a pre-trained text encoder [5] and clustering techniques such as hierarchical k-means clustering [25, 27, 28] and product quantization [32]. On the other hand, lexical docid represents each document as human-readable text, such as titles [4], keywords [12, 29, 31] and pseudo queries [14, 26].

Unlike semantic docid, lexical docid achieves interpretability by providing human-readable identifiers, but they still lack in *explainability* regarding why these documents were retrieved. In Figure 1 upper, existing generative retrieval methods directly decode docid when a query is given, making it impossible to provide users with explanations as an answer for "Why this document is retrieved?". While users can recognize what a lexical docid represents, it is not always obvious why a certain docid is decoded for a specific query. The lack of explainability in retrieval systems can undermine the reliability of the retrieved documents and make it more challenging for users to explore additional information related to a specific query [2], making it a crucial issue to address. To address the aforementioned limitation, our research aims to design a generative retrieval framework that can provide retrieved results with reasonable explanations for the user's query.

In this work, we propose **H**ierarchical **C**ategory **P**ath-**E**nhanced Generative Retrieval (**HyPE**), which enhances explainability by generating hierarchical category paths step-by-step before decoding docid. Motivated by semantic docid, HyPE employs hierarchical category paths as explanation, progressing from broad to specific semantic categories. In Figure 1 lower, when queries about document "Dubai" are given, HyPE uses category paths like "Government > Government by cities" or "Economy > Economy by cities" to explain why document "Dubai" is retrieved for each query. This approach 1) enables diverse explanations for the same document depending on the query by using shared category paths between the query and the document, and 2) provides more reasonable and insightful explanation by reflecting the document's semantic structure through a coarse-to-fine manner. Additionally, HyPE 3) can employ effective reranking of the retrieved results by leveraging multiple paths, which helps improve retrieval performance.

Specifically, HyPE consists of the following three steps: 1) constructing category paths based on an external high-quality semantic hierarchy and selecting appropriate candidate paths for each

document using Large Language Models (LLM), 2) building a path-augmented dataset with candidate paths, and 3) optimizing a model with the path-augmented dataset. During inference phase, HyPE conducts a pseudo-reasoning¹ process by generating the hierarchical category path step-by-step to decode docid, allowing it to serve as an explanation which enhances explainability. Additionally, HyPE employs *path-aware reranking* strategy, which simultaneously considers multiple pseudo-reasoning paths for each query. This strategy helps build a more robust retrieval system by capturing the semantic information of multiple category paths, thereby improving overall retrieval performance.

Our extensive experiments demonstrate that HyPE not only offers a high level of explainability but also improves the retrieval performance in document retrieval task. Additionally, HyPE can be applied orthogonally to various docid types (e.g., *title*, *keywords*), making it a versatile framework that can be seamlessly integrated into different generative retrieval systems. For reproducibility, our codes are publicly available at the anonymous github repository.²

The contributions of our work are summarized as follows:

- We introduce HyPE, an explainable generative retrieval framework that generates query-specific hierarchical category paths for relevant documents before decoding their docid. These category path enables the retrieval system to provide users explanations of document retrieval.
- We propose a new reranking strategy called *path-aware reranking*, which considers multiple category paths simultaneously to determine the final ranked list of docids.
- We empirically show that HyPE improves both the explainability and accuracy of generative retrieval across various docid types, making it adaptable and easily integrable into different generative retrieval systems.

2 Related Work

2.1 Document Retrieval

Document retrieval is a representative task in information retrieval (IR) that involves searching for documents relevant to a given query within a document corpus. Traditionally, it has been accomplished through *sparse retrieval* and *dense retrieval*. Sparse retrieval [7, 23] employs term-matching scoring methods, such as BM25 [23], to calculate relevance scores for retrieving documents. However, these methods struggle with the issue of lexical mismatch [15] due to terms such as homonyms and synonyms. To address these limitations, dense retrieval [9, 10, 30] has emerged with the recent development of pre-trained language models (PLMs). This approach utilizes encoder-based PLM, such as BERT [5], to obtain dense representations for both queries and documents, and retrieve relevant documents through an Approximate Nearest Neighbor (ANN) index [16]. Although dense retrieval methods have demonstrated impressive performance by capturing deep semantic information that sparse retrieval methods cannot, it still has the limitation of not being able to optimize the model in an end-to-end manner.

¹Generating the hierarchical path resembles step-by-step reasoning. However, unlike natural language-based reasoning in LLM, we use the term "pseudo-reasoning" because the path structure is more akin to pseudo-code.

²<https://github.com/augustinLib/HyPE-Why-These-Documents>

2.2 Generative Retrieval

With the advancement of pre-trained language models, generative retrieval has emerged as an alternative to traditional document retrieval methods, establishing itself as a new paradigm. In contrast to traditional retrieval methods, generative retrieval leverages a single pre-trained generative model, such as T5 [21] and BART [13], to directly generate document identifier (docid) relevant to the query, enabling end-to-end optimization of the retrieval process. Additionally, this approach reduces reliance on external indexing, lowering the system's demand for storage resources. Existing works have proposed various docid formats to represent the semantic information of documents, which can be categorized into two types: *semantic docid* and *lexical docid*. The *semantic docid* is represented as a sequence of numbers. These methods based on encoder-based PLM, like BERT [5], to generate dense document embeddings. Afterward, techniques such as hierarchical k-means clustering [25, 27, 28] or product quantization (PQ) [32] are applied to convert the document embeddings into sequential numeric form like "0-5-2". This converted form serves as the semantic docid for the document, ensuring both efficient storage and effective retrieval based on the semantic structure, which is achieved by grouping semantically similar documents together. The *lexical docid* is a textual format that can well represent the semantic information of a document, and forms such as title [4], substrings [3], URL [32], keywords [12, 29, 31], and pseudo query [14, 26] are used to build the docid. Compared to methods that utilize semantic docid, methods based on lexical docid generate docid in a human-readable format, resulting in better interpretability. However, existing generative retrieval methods directly generate the docid for a user's query, making it difficult to fully understand why the document is retrieved and how its rank is determined. To address these limitations, we propose a more reliable generative retrieval framework that not only generates relevant docid for the user's query but also provides explanation.

3 Preliminaries

In this section, we formally define the task of generative retrieval and explain its overall process and relevant techniques.

3.1 Task Formulation

Given a corpus $C = \{D_1, D_2, \dots, D_n\}$ where D represents a document, generative retrieval aims to autoregressively generate the document identifier (i.e. docid) of the relevant document for a given query. To this end, the model is optimized for **indexing task** and **retrieval task**. The indexing task involves taking a document as the input and generating the corresponding docid, described by

$$\mathcal{M}^\theta(d | D) = \prod_{t=1}^n \mathcal{M}^\theta(d_t | D, d_{<t}), \quad (1)$$

where \mathcal{M}^θ is a generative model, D is a document, d is the target docid, and n is the token length of the target docid. The retrieval task focuses on processing a query as the input and generating the docid of a relevant document, described as follows:

$$\mathcal{M}^\theta(d | q) = \prod_{t=1}^n \mathcal{M}^\theta(d_t | q, d_{<t}), \quad (2)$$

where q is a query. In performing the aforementioned two tasks, it is important to 1) effectively represent the long document D and 2) construct the docid d that captures the overall semantic information of the document.

3.2 Document Representation and Identifier

3.2.1 Document representation. For the indexing task, each document is used as the input, making it crucial to define effective representations of the long document while preserving as much of its information as possible within the context length of the language model. The primary approaches to effectively representing documents are FirstP [27] and Document as Query (DaQ) [28]. FirstP uses only the first k tokens from the beginning of the document, while DaQ randomly extracts chunks from the entire document.

3.2.2 Document identifier. To ensure that docid effectively encodes semantic information of document, a variety of approaches have been proposed. As mentioned in section 2.2, docid can be broadly categorized into *semantic docid* and *lexical docid*. Semantic docid is a unique identifier, represented by either one number or a series of numbers. It is composed of document representations formed from encoder-based BERT, which are transformed into a compact numeric form. Lexical docid is a textual format designed to effectively convey the semantic content of a document. It can be constructed using various forms, such as the document's title [4], substrings [3], keywords [12, 29, 31], URL [32], and pseudo query [26]. Title and URL are used as docid directly from the dataset. Substrings are generated by the retrieval model using an FM index [6], which creates specific n-grams within the document for retrieval. Keywords are extracted from the document using methods such as TF-IDF [24], BM25 [23], or pre-trained language models (PLMs). Pseudo query is generated using query generation models such as docT5Query [19], and is then utilized as docid.

3.3 Optimization and Inference

3.3.1 Optimization via multi-task learning. Given a training dataset that consists of (query, document, docid), denoted by $\mathcal{X} = \{(q, D, d)\}$, the model is trained for both the indexing and retrieval tasks, maximizing the likelihoods in Equations (1) and (2), respectively:

$$\max_{\theta} \sum_{(q, D, d) \in \mathcal{X}} \mathcal{M}^\theta(d | D) + \sum_{(q, D, d) \in \mathcal{X}} \mathcal{M}^\theta(d | q). \quad (3)$$

3.3.2 Indexing with synthetic query. In indexing task, documents are long and contain extensive information; on the contrary, in retrieval task, queries are relatively short and request specific information, highlighting a gap between the two tasks [33]. To bridge this discrepancy, recent studies [25, 28, 33] have tried to integrate synthetic queries, generated by query generation (QG) models [19], into the training phase. The synthetic queries are helpful to improve the retrieval performance of generative retrieval models by effectively reducing the gap between queries and documents. Note that these synthetic queries are treated as alternative document representation, similar to FirstP and DaQ mentioned in 3.2.1, and are used as input for the indexing task [20, 25, 33].

3.3.3 Inference with constrained decoding. During inference, given an input query q , the model produces a top- K ranked list of docids

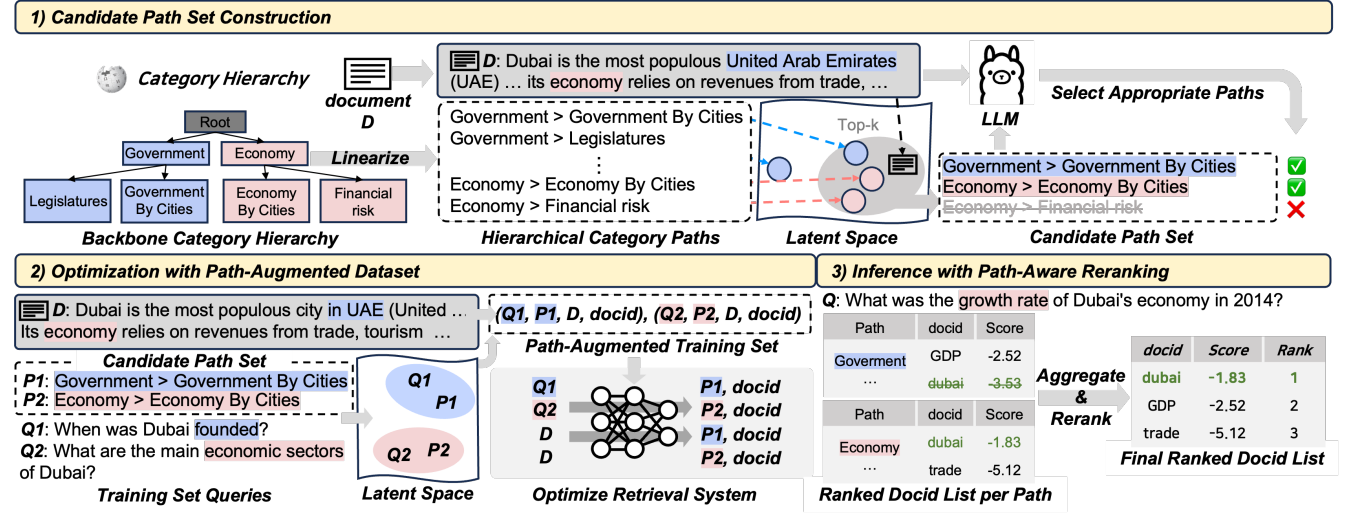


Figure 2: Overview of HyPE framework. (1) HyPE constructs category paths using an external high-quality semantic hierarchy and employs LLM to select appropriate candidate paths for each document. (2) Then, HyPE links queries to the paths based on semantic relevance to construct path-augmented training set, and uses this to optimize the retrieval system. (3) During inference, HyPE employs path-aware reranking strategy to determine the final docid ranking by considering multiple paths.

that have the largest likelihoods $\mathcal{M}^\theta(d | q)$. To ensure the generation of valid docids, the model employs constrained decoding, which mostly uses constrained beam search with a prefix trie [4].

4 Proposed Method

In this section, we present a novel framework, **H**ierarchical category **P**ath-**E**nhanced generative retrieval (**HyPE**), which enhances explainability by generating hierarchical category paths step-by-step before decoding docid. Our hierarchical category paths serve as pseudo-reasoning process, providing a reasonable and reliable explanation for why this document is retrieved. Furthermore, HyPE employs *path-aware reranking* strategy, which simultaneously considers multiple pseudo-reasoning paths to determine the documents to retrieve. The overall framework is illustrated in Figure 2.

4.1 Candidate Path Set Construction

The first step of our HyPE framework is to construct a set of candidate hierarchical category paths for each document. In this context, the hierarchical category paths have to satisfy the following criteria to ensure explainability:

- **Semantic Hierarchy:** Are they semantically hierarchical, allowing step-by-step progression in the generation process to clearly represent a specific semantic level?
- **Generalizability:** Are they able to provide semantic information across a wide range of domains?
- **Specificity:** Are they capable of sufficiently explaining specific and detailed semantic information?

To achieve this, we first construct the high-quality backbone hierarchy for category paths in open-domain. Then, for each document, we (1) filter out category paths based on semantic similarity calculated by a pre-trained text encoder, and (2) select several category paths that comprehensively represent the content of the document

while specifically addressing certain topics within the document by the help of outstanding reasoning capabilities of LLM.

4.1.1 Hierarchical category path collection. In the open-domain retrieval task, the category (or topic) hierarchy must encompass both a broad range of domain categories (i.e. width of tree) and sufficient semantic granularity (i.e. depth of tree) to ensure comprehensive and accurate retrieval system. To this end, we leverage Wikipedia’s category tree³ as our backbone hierarchy of categories, setting the *Main Topic classification* category⁴ as the root node of the hierarchy. Considering the vast and complex nature of Wikipedia’s category tree, we limit the scraping process to a depth of four to construct our backbone hierarchy. Then, we linearize all the paths⁵ within the hierarchy and convert them into a sequence of strings, thereby enabling more efficient processing and manipulation. The entire set of linearized category paths is denoted by \mathcal{P} . The statistics of collected hierarchical category paths are presented in Appendix A.1.

4.1.2 Candidate path set construction. The next step is to utilize the knowledge of LLM to assign appropriate category paths to each document within the corpus. However, due to the context length of LLM, it is impossible to input all possible paths within the category hierarchy (collected in Section 4.1.1);

thus, we first filter out path set for each document D by leveraging a bi-encoder.⁶ The pre-candidate path set is obtained by

$$\hat{\mathcal{P}}_D = \arg\text{Top-}k \sim \text{sim}(E(D), E(p)), \quad (4)$$

where $E(\cdot)$ is the encoder, $\text{sim}(\cdot)$ is a similarity scoring function, and k is the number of pre-candidate paths for each document. Then, we assign up to three paths that effectively represent the

³<https://en.wikipedia.org/wiki/Special:CategoryTree>

⁴https://en.wikipedia.org/wiki/Category:Main_topic_classifications

⁵In this paper, for brevity, we use the term “path” to refer to a “category path”.

⁶We use Sentence-T5 [18] as the bi-encoder and cosine similarity as similarity score.

topics of the document by leveraging LLM few-shot prompting along with the document D and its pre-candidate path set $\hat{\mathcal{P}}_D$ ⁷.

$$\mathcal{P}_D = \text{LLM}(D, \hat{\mathcal{P}}_D). \quad (5)$$

\mathcal{P}_D refers to the final candidate path set of the document D . Our actual prompts used for this step can be found in Appendix A.4.

4.2 Optimization with Path-Augmented Dataset

The second step is to augment the existing training set \mathcal{X} with path information, building a path-augmented training set $\mathcal{X}^+ = \{(q, p^q, D, d)\}$. To this end, we first (1) link each query to one of the document’s candidate paths based on semantic similarity computed by pre-trained text encoder, and then (2) use the query-path pairs along with the document-path pairs to optimize the generative retrieval model.

4.2.1 Linking Path with Query. Using the candidate path set for each document, we build a *path augmented training set* \mathcal{X}^+ . For each query-document pair in the training set $(q, D, d) \in \mathcal{X}$, we link the query q to its most relevant path among the paths in the document’s candidate path set \mathcal{P}_D . This query-path linking can be described as follows:

$$p^q = \operatorname{argmax}_{p \in \mathcal{P}_D} \operatorname{sim}(E(q), E(p)), \quad (6)$$

where p^q is the path linked to the query q . This process is then applied to all queries in the training set. In the end, we construct the path-augmented training set, denoted by $\mathcal{X}^+ = \{(q, p^q, D, d)\}$.

4.2.2 Optimization. By leveraging the path-augmented training set \mathcal{X}^+ , we train our model \mathcal{M}^θ on both indexing and retrieval tasks, as described in 3.1. That is, the model is optimized by indexing loss and retrieval loss. First, the indexing loss is defined by

$$\mathcal{L}_{\text{indexing}} = - \sum_{p \in \mathcal{P}_D} \log \mathcal{M}^\theta(p, d | D) \quad (7)$$

where p is a path from D ’s candidate path set. Note that there are multiple paths assigned to the document, so we optimize our model by using all candidate paths in \mathcal{P}_D . Through this process, the model can effectively memorize the content of the documents while mapping them to their relevant category paths. Next, the retrieval loss is described as follows:

$$\mathcal{L}_{\text{retrieval}} = - \log \mathcal{M}^\theta(p, d | q) \quad (8)$$

The retrieval loss optimizes the model to learn the relationship between the query and its relevant path, allowing it to retrieve the documents that match the semantic of the query with the help of assigned paths. Finally, we define our total loss as the sum of the indexing loss and the retrieval loss, regarding the training process as a multi-task learning framework:

$$\mathcal{L} = \mathcal{L}_{\text{indexing}} + \mathcal{L}_{\text{retrieval}}. \quad (9)$$

⁷We use Llama-3-8B-Instruct as LLM.

4.3 Inference with Path-Aware Reranking

During inference, HyPE generates the final ranked list of docids through two stages: 1) *path generation stage* and 2) *docid decoding stage*. First, in the path generation stage, our model \mathcal{M}^θ generates up to K_p hierarchical category paths, each of which is denoted by p_j for $j = 1, \dots, K_p$, by using beam search; these are query-specific hierarchical category paths that encapsulate various topics related to the given query. Next, in the docid decoding stage, the model uses each generated hierarchical category path as the decoder’s input context and then applies constrained beam search to decode m docids. For each path p_j , the model outputs m number of docid-score pairs as follows:

$$Y_j = \{(d_i, s_i) \sim \mathcal{M}^\theta(\cdot | q, p_j)\}_{i=1}^m, \quad (10)$$

where s_i represents the score for the docid d_i conditioned on the category path p_j . The remaining process is to aggregate K_p number of docid-score pair sets for making the final ranked list of docids. At this point, we employ *path-aware reranking* strategy to remain only unique docid with the highest score, resulting in \tilde{Y} .

$$\tilde{Y} = \{(d, s) \mid s == \max\{s' \mid (d, s') \in Y_j\}, \forall (d, s) \in \cup_{j=1}^{K_p} Y_j\} \quad (11)$$

From the set of unique docid-score pairs, we obtain the final ranked list by sorting their scores in descending order, $Y_{\text{final}} = \text{sort}(\tilde{Y})$. By utilizing *path-aware reranking* strategy, HyPE can effectively capture the semantic information of an input query from multiple category paths, leading to improved retrieval performance.

5 Experiments

In this section, we design and conduct our experiments to answer the following research questions:

- **RQ1:** Can HyPE effectively explain the semantic relationship between the query and document for document retrieval tasks?
- **RQ2:** Can HyPE provide more effective and reasonable explanations compared to other methods for the user’s query?
- **RQ3:** Can HyPE enhance the retrieval accuracy?
- **RQ4:** Can *path-aware reranking* strategy of HyPE improve retrieval accuracy?

Table 1: Semantic relevance between query/explanation and document/explanation on 1,000 query-document pairs sampled from the NQ320K dev set, where each baseline successfully retrieves the ground truth document at rank 1. We also report BM25 as a sparse retrieval baseline.

Baseline	Semantic Relevance		
	Query	Document	Overall
Title Docid	<u>0.52</u>	0.46	0.48
+ HyPE	0.50	<u>0.56</u>	<u>0.52</u>
Keyword Docid	0.42	0.54	0.47
+ HyPE	<u>0.43</u>	<u>0.58</u>	<u>0.49</u>
Summary Docid	<u>0.46</u>	0.69	0.55
+ HyPE	0.45	0.71	0.57
BM25	0.56	0.31	0.42

Example 1

Title: Sun
Contents: The Sun is the star at the center of the Solar System. It is ... The core is the only region of the Sun that produces an appreciable amount of **thermal energy through fusion**; ... The Sun is about **halfway** through its **main-sequence stage**, during which nuclear fusion reactions in its core fuse hydrogen into helium. ...

Query 1: the core of the sun in which the sun's **thermonuclear energy is produced** takes up about
Generated Category Path: universe > energy > **energy conversion**

Query 2: what **stage of the star life cycle** is the sun in
Generated Category Path: nature > evolution > **stellar evolution**

Example 2

Title: Statue of Liberty
Contents: The Statue of Liberty is a colossal neoclassical sculpture ... The idea for the statue was conceived in 1865, when the French historian and abolitionist Édouard de Laboulaye proposed a monument to commemorate the upcoming centennial of U.S. independence ... **By 1882**, the statue was **complete up to the waist**, an event Bartholdi celebrated by inviting reporters to lunch on a platform built within the statue ... Even with the success of the fund drive, the **pedestal was not completed until April 1886**. Immediately thereafter, reassembly of the statue began. ...

Query 1: where was the statue of liberty **originally built**
Generated Category Path: humanities > art history > **art by period of creation**

Query 2: when was the statue of liberty in france **built**
Generated Category Path: humanities > art history > **art by period of creation**

Query 3: who was the statue of liberty **meant for**
Generated Category Path: human behavior > human activities > **commemoration**

Figure 3: Examples of the document annotated for multiple queries in the NQ320K dev set. The generative retrieval model with HyPE generates query-specific category paths based on the topics of the document associated with each query, explaining why the document is retrieved for the particular query.

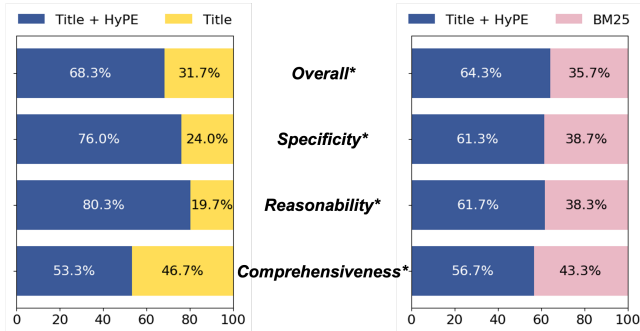


Figure 4: Human evaluation of pairwise quality comparisons for retrieval explanations, generated by HyPE and baseline models (* : p -value < 0.05).

5.1 Experimental Settings

5.1.1 Dataset. We conduct our experiments on two public datasets, NQ320K [11] and MS MARCO [17], which have been widely utilized in previous works [27, 28]. NQ320K is a dataset derived from Google’s Natural Questions (NQ) and comprises 307,373 query-document pairs along with 7,830 test queries, all linked to 109,739 documents sourced from Wikipedia. We divide the test set into two subsets, *seen* and *unseen*, following the setup in [25, 28], where the *seen* test includes queries whose annotated target documents are present in the training set, and the *unseen* test consists of queries with no labeled documents in the training set. On the other hand, MS MARCO comprises queries and web pages sourced from Bing search. We use the MS MARCO document ranking dataset, which contains 366,235 query-document relevant pairs and 5,187 test queries with 323,569 documents. The detailed statistics of the datasets are provided in Appendix A.2.

5.1.2 Evaluation Metrics. We report Recall and Mean Reciprocal Rank (MRR) for NQ320K and MS MARCO. For NQ320K, we use Recall@{1, 10, 100} and MRR@100. For MS MARCO, we use Recall@{1, 10, 100} and MRR@10 as done in previous works [25, 29].

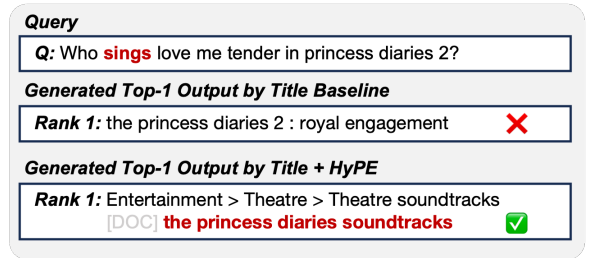


Figure 5: An example from the NQ320K dev set showing that using only the title as the docid fails to retrieve the correct document. However, when HyPE is adopted, the generative retrieval model better understands the query and successfully retrieves the correct document.

5.1.3 Baselines. To validate the effectiveness of HyPE in generative retrieval, we conduct experiments on four representative docid types, introduced in Section 3.2.2, as our baseline generative retrieval approach.

- **Title docid** [4] uses a document’s title as docid. For instances without a title, we use the first 16 tokens of the document as a pseudo-title, following the approach used in [25].
- **Keyword docid** [29] uses a sequence of keywords as docid that effectively represent the document.⁸ For NQ320K, we use 3 keywords, while for MS MARCO, we extract 5 keywords.
- **Summary docid** uses the document summary as docid.⁹ Although it has not been attempted before, a similar structure using substrings is employed in [3].
- **Atomic docid** [25] uses a unique arbitrary integer as docid. We assign each document a unique arbitrary integer and generates a corresponding new token for it.

Existing generative methods employ various architectures and optimization techniques, which may introduce additional factors affecting performance. To isolate and specifically assess the impact

⁸We use the off-the-shelf keyword extraction tool [8].

⁹We use the off-the-shelf text summarization model [13].

Table 2: Retrieval accuracy of existing generative retrieval methods and our HyPE framework on the NQ320K dataset. * denotes the statistical significance on paired t-test $p < 0.05$.

Method	Full test				Seen test				Unseen test			
	R@1	R@10	R@100	M@100	R@1	R@10	R@100	M@100	R@1	R@10	R@100	M@100
GENRE [4]	55.2	67.3	75.4	59.9	69.5	83.7	90.4	75.0	6.0	10.4	23.4	7.8
Title Docid	62.2	78.7	89.3	68.6	64.8	81.5	90.1	71.2	53.1	68.9	80.4	59.3
+ HyPE	63.6*	83.5*	90.1*	71.0*	66.4*	86.3*	92.6*	73.9*	53.7*	73.6*	81.7*	61.0*
Improvement	+2.3%	+6.1%	+2.5%	+3.5%	+2.5%	+5.9%	+2.8%	+3.8%	+1.1%	+6.8%	+1.6%	+2.9%
NOVO [29]	69.3	89.7	95.9	76.7	-	-	-	-	-	-	-	-
Keyword Docid	61.8	77.1	85.5	67.6	67.3	82.3	89.9	73.0	43.0	59.0	70.4	48.8
+ HyPE	60.7	79.1*	86.2*	67.6	66.6	84.6*	90.7*	73.4*	40.1	60.2*	70.6*	47.5
Improvement	-1.8%	+2.6%	+0.8%	+0.0%	-1.0%	+2.8%	+0.9%	+0.5%	-6.7%	+2.0%	+0.3%	-2.7%
SEAL [3]	59.9	81.2	90.9	67.7	-	-	-	-	-	-	-	-
Summary Docid	60.9	78.8	84.1	67.6	65.7	84.1	88.6	72.6	44.0	60.5	68.5	50.1
+ HyPE	61.5*	79.6*	85.2*	68.3*	66.3*	84.6*	89.8*	73.2*	44.8*	62.2*	69.4*	51.3*
Improvement	+1.0%	+1.0%	+1.3%	+1.0%	+0.9%	+0.6%	+1.4%	+0.8%	+1.8%	+2.8%	+1.3%	+2.4%
GENRET [25]	68.1	88.8	95.2	75.9	70.2	90.3	96.0	77.7	62.5	83.6	92.5	70.4
Atomic Docid	65.3	83.5	89.3	72.2	70.2	88.3	93.5	77.2	48.6	66.8	74.9	55.0
+ HyPE	64.5	84.2*	90.2*	71.9	69.5	88.6*	93.8*	76.8	47.2	68.7*	77.6*	55.0
Improvement	-1.2%	+0.8%	+1.0%	-0.4%	-1.0%	+0.3%	+0.3%	-0.5%	-2.9%	+2.8%	+3.6%	+0.0%

of HyPE, we use the basic form of generative retrieval introduced in Section 3 as our main baseline. This approach allows us to focus on a direct comparison between plain docids and those enhanced with HyPE, ensuring that the observed effects are due to HyPE itself rather than other architectural or optimization variations. Furthermore, we additionally report the performance of existing methods to provide a reference for the performance of existing generative methods. We set a reference baseline for each docid type. Specifically, for each docid type, method that achieves the highest performance using the same dataset as ours is selected as the reference baseline for each docid. The detailed criteria for selecting the reference baseline can be found in A.2.

5.1.4 Implementation Details. We use T5-base [21] as our backbone model. For the input of the indexing task, we utilize the FirstP approach as our document representations (Section 3.2.1). Additionally, for the indexing task, we employ five synthetic queries, generated by using docT5query [19] with nucleus sampling with parameters $p = 0.8$ and $t = 0.8$. We use new [DOC] token to separate the path from the docid, which we insert between the path and the docid. We optimize our model as described in 4.2.2, while employing AdamW optimizer with a learning rate of $5e-4$ and a batch size of 128, for up to 1M training steps. During the inference of HyPE, we adopt *path-aware reranking* strategy; for the path generation stage, we generates three category paths (i.e., $K_p = 3$), and for the docid generation stage, we use constrained beam search with a beam size of 100 (i.e., $m = 100$).

5.2 Explainability of HyPE (RQ1 & RQ2)

5.2.1 Quantitative analysis (RQ1). We first quantitatively evaluate whether HyPE’s category path provides a valid explanation by effectively capturing the relationship between the query and the

document. To do this, we use a model for the task of semantic textual similarity (STS), which measures the semantic relevance between two sentences [1]. Using the task, we assess the semantic relevance between the query and the explanation, as well as between the document and the explanation. Specifically, for each baseline, we use the model output as an explanation and calculate the STS scores for both the query-explanation and document-explanation pairs. We then compute the geometric mean of these two scores to evaluate how effectively the explanation captures the relationship between the query and the document. In this experiment, we also include BM25 as a baseline that can provide explanations for its retrieval results. For the explanation of BM25, we consider the top-3 terms with the highest BM25 scores between a query and a document.

As shown in Table 1, applying HyPE improves overall semantic relevance across all baselines. This indicates that HyPE’s category path effectively captures and explains the relationship between the query and the document. Notably, HyPE achieves higher overall relevance than the term-matching method (i.e., BM25), further proving the validity of the category path as an explanation.

5.2.2 Qualitative analysis (RQ2). We evaluate the quality of explanations generated by HyPE through a human evaluation conducted via Amazon Mechanical Turk (AMT). We randomly sample 100 examples from the NQ320K dev set and ask three human judges to compare the quality of the explanations based on four distinct criteria: *overall*, *specificity*, *reasonability* and *comprehensiveness*. Detailed descriptions of these criteria are presented in Appendix A.3.

In Figure 4, HyPE outperforms both the title docid baseline and BM25 across all criteria, receiving high scores for its *overall* explanation of the retrieval process. Specifically, HyPE shows substantial margin of superiority in terms of *specificity* and *reasonability*. This demonstrates that HyPE provides clearer explanations of retrieval

Table 3: Retrieval accuracy of existing generative retrieval methods and HyPE framework on the MS MARCO dataset. * denotes the statistical significance on paired t-test $p < 0.05$.

Method	MS MARCO			
	R@1	R@10	R@100	M@10
NOVO [29]	49.1	80.8	92.5	59.2
Keyword Docid	31.7	61.2	77.2	41.0
+ HyPE	32.2*	62.7*	78.5*	41.9*
Improvement	+1.6%	+2.5%	+1.7%	+2.2%
SEAL [3]	25.9	68.6	87.9	40.2
Summary Docid	28.1	55.5	71.5	36.8
+ HyPE	28.4*	57.5*	73.1*	37.8*
Improvement	+1.1%	+3.6%	+2.2%	+2.7%
GENRET [25]	47.9	80.8	91.6	59.2
Atomic Docid	43.9	73.6	85.6	53.8
+ HyPE	44.9*	74.6*	87.1*	54.7*
Improvement	+2.3%	+1.4%	+1.8%	+1.7%

process, as well as more logical and reasonable explanation. Furthermore, HyPE beats other baselines in *comprehensiveness*, indicating that its hierarchical category path is effective in explaining not only narrow, specific details but also broader semantic information. These results highlight that HyPE’s pseudo-reasoning, which utilizes hierarchical category paths, provides users with a effective and reasonable explanation of the retrieval process.

Following human evaluation, we conduct two types of case studies to verify our HyPE provides more effective explanations for each query. Figure 3 illustrates HyPE’s pseudo-reasoning process in cases where a single document is annotated with multiple queries on different topics. In *Example 1*, for the query “*the core of the sun in which the sun’s thermonuclear energy is produced*”, the model generates paths related to the universe and energy conversion, clearly explaining the thematic relevance between the query and the document. However, for another query, “*what stage of the star life cycle is the sun in*”, it generates a path related to stellar evolution, which is different from the previously generated path but relevant to the query. This shows that HyPE can provide effective explanations to users by tailoring each query. Moreover, in *Example 2*, HyPE generates the same path for different queries with similar topics, specifically related to the building of the Statue of Liberty. This highlights HyPE’s capability to provide coherent and consistent explanations for queries on related topics.

Figure 5 illustrates the difference between using only the title as the docid and considering paths alongside it with HyPE. For the query “*Who sings love me tender in princess diaries 2?*”, the baseline model using only the title fail to fully understand the query and retrieve an incorrect document [*The Princess Diaries 2: Royal Engagement*]. In contrast, when HyPE is adopted, the generative retrieval model first generates the path “*entertainment > theatre > theatre soundtracks*”, which captures the context related to “*sing*” that is missed by relying solely on the title. This allows the model to understand the query more specifically and successfully retrieve the correct document [*The Princess Diaries soundtrack*].

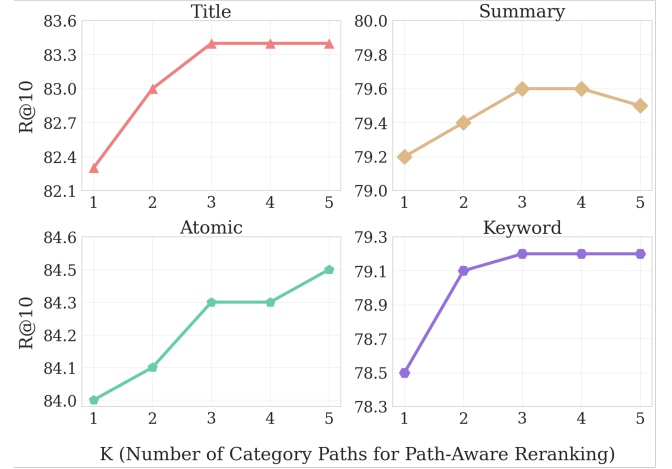


Figure 6: Performance changes of HyPE w.r.t. the number of decoded category paths to obtain a ranked docid list.

5.3 Retrieval Accuracy of HyPE (RQ3)

Table 2 shows retrieval accuracy of various docid types with HyPE on NQ320K, comparing the results against each baseline. Overall, HyPE consistently improves retrieval accuracy across all docid types in both *seen test* and *unseen test*. This demonstrates that HyPE’s hierarchical category paths can be orthogonally applied to enhance retrieval accuracy across different docid types, suggesting that integrating these paths into existing generative retrieval methods can further improve performance. While HyPE can be applied to all docid types effectively, the experimental results show that *title* docid yields the most significant performance improvement when HyPE is applied. Our paths, serve as a pseudo-reasoning allowing the model to navigate step-by-step through various semantic hierarchical categories before arriving docid. Since title docids are concise and inherently reflect a structured overview of a document, they aligns well with the HyPE’s hierarchical category paths, further enhancing retrieval accuracy and explanation clarity.

Additionally, we also report the experimental results on MS MARCO in Table 3. In contrast to NQ320K, MS MARCO, as a web search-based dataset, has varying document formats and contains significant semantic noise. Despite these challenges, the results show that HyPE consistently improves retrieval accuracy on this dataset as well. Although the hierarchical category paths are constructed using Wikipedia categories as the backbone, the consistent performance gains on MS MARCO emphasize the robustness and generalizability of HyPE. These findings suggest that HyPE can be widely applied to datasets across various domains in the future.

5.4 Analysis of Path-Aware Reranking (RQ4)

To validate the effectiveness of *path-aware reranking* strategy, we analyze the performance changes in retrieval accuracy with respect to the number of hierarchical category paths considered by HyPE. Figure 6 presents the analysis results, showing that retrieval accuracy improves as the number of paths increases across all docid types. Notably, there is a clear performance gap between the setting without path-aware reranking strategy (i.e., $K = 1$) and

with path-aware reranking strategy (i.e., $K > 2$). These results strongly indicate that considering multiple paths through the path-aware reranking strategy allows the most relevant docids to be prioritized in the final ranked list, thereby enhancing retrieval accuracy. However, we observe that using too many paths eventually leads to a plateau in performance improvement. Beyond a certain threshold, additional paths tend to introduce noise or increase unnecessary computational complexity. Through our experiments, we can conclude that using three paths yields the most optimal retrieval accuracy for the majority of docid types.

6 Conclusion

This paper proposes HyPE, a novel framework designed to enhance the explainability of document retrieval by utilizing hierarchical category paths. By leveraging hierarchical category paths, HyPE addresses the limitations of existing generative retrieval methods that struggle with providing meaningful explanations for why specific documents are retrieved. Furthermore, we introduce *path-aware reranking* allows for the aggregation of diverse topic information, ensuring that the most relevant docids are prioritized in the final ranked list of docids. Our extensive experiments demonstrate that HyPE not only provides reliable and reasonable explanations but also enhances overall retrieval performance. To the best of our knowledge, this study is the first attempt to enhance explainability in generative retrieval, and we hope our research paves the way for positive advancements in this field.

References

- [1] Eneko Agirre, Daniel Cer, Mona Diab, and Aitor Gonzalez-Agirre. 2012. SemEval-2012 Task 6: A Pilot on Semantic Textual Similarity. In *"SEM 2012: The First Joint Conference on Lexical and Computational Semantics – Volume 1: Proceedings of the main conference and the shared task, and Volume 2: Proceedings of the Sixth International Workshop on Semantic Evaluation (SemEval 2012)*, Eneko Agirre, Johan Bos, Mona Diab, Suresh Manandhar, Yuval Marton, and Deniz Yuret (Eds.). Association for Computational Linguistics, Montréal, Canada, 385–393. <https://aclanthology.org/S12-1051>
- [2] Avishek Anand, Lijun Lyu, Maximilian Idahl, Yumeng Wang, Jonas Wallat, and Zijian Zhang. 2022. Explainable information retrieval: A survey. *arXiv preprint arXiv:2211.02405* (2022).
- [3] Michele Bevilacqua, Giuseppe Ottaviano, Patrick S. H. Lewis, Scott Yih, Sebastian Riedel, and Fabio Petroni. 2022. Autoregressive Search Engines: Generating Substrings as Document Identifiers. In *NeurIPS*. http://papers.nips.cc/paper_files/paper/2022/hash/cd88d62a2063fdaf7ce6f9068fb15dcd-Abstract-Conference.html
- [4] Nicola De Cao, Gautier Izacard, Sebastian Riedel, and Fabio Petroni. 2021. Autoregressive Entity Retrieval. In *ICLR*. <https://openreview.net/forum?id=5k8F6UU39V>
- [5] Jacob Devlin, Ming-Wei Chang, Kenton Lee, and Kristina Toutanova. 2019. BERT: Pre-training of Deep Bidirectional Transformers for Language Understanding. In *Proceedings of the 2019 Conference of the North American Chapter of the Association for Computational Linguistics: Human Language Technologies, Volume 1 (Long and Short Papers)*, Jill Burstein, Christy Doran, and Thamar Solorio (Eds.). Association for Computational Linguistics, Minneapolis, Minnesota, 4171–4186. <https://doi.org/10.18653/v1/N19-1423>
- [6] P. Ferragina and G. Manzini. 2000. Opportunistic data structures with applications. In *Proceedings 41st Annual Symposium on Foundations of Computer Science*. 390–398. <https://doi.org/10.1109/SFCS.2000.892127>
- [7] Thibault Formal, Benjamin Piwowarski, and Stéphane Clinchant. 2021. SPLADE: Sparse Lexical and Expansion Model for First Stage Ranking. In *SIGIR*. 2288–2292. <https://doi.org/10.1145/3404835.3463098>
- [8] Maarten Grootendorst. 2020. KeyBERT: Minimal keyword extraction with BERT. <https://doi.org/10.5281/zenodo.4461265>
- [9] Vladimir Karpukhin, Barlas Oguz, Sewon Min, Patrick S. H. Lewis, Ledell Wu, Sergey Edunov, Danqi Chen, and Wen-tau Yih. 2020. Dense Passage Retrieval for Open-Domain Question Answering. In *EMNLP*. 6769–6781. <https://doi.org/10.18653/v1/2020.emnlp-main.550>
- [10] Omar Khattab and Matei Zaharia. 2020. ColBERT: Efficient and Effective Passage Search via Contextualized Late Interaction over BERT. In *SIGIR*. 39–48. <https://doi.org/10.1145/3397271.3401075>
- [11] Tom Kwiatkowski, Jennimaria Palomaki, Olivia Redfield, Michael Collins, Ankur P. Parikh, Chris Alberti, Danielle Epstein, Illia Polosukhin, Jacob Devlin, Kenton Lee, Kristina Toutanova, Llion Jones, Matthew Kelcey, Ming-Wei Chang, Andrew M. Dai, Jakob Uszkoreit, Quoc Le, and Slav Petrov. 2019. Natural Questions: a Benchmark for Question Answering Research. *Trans. Assoc. Comput. Linguistics* 7 (2019), 452–466. https://doi.org/10.1162/tacl_a_00276
- [12] Sunkyoung Lee, Minjin Choi, and Jongwuk Lee. 2023. GLEN: Generative Retrieval via Lexical Index Learning. In *Conference on Empirical Methods in Natural Language Processing*. <https://api.semanticscholar.org/CorpusID:265033969>
- [13] Mike Lewis, Yinhan Liu, Naman Goyal, Marjan Ghazvininejad, Abdelrahman Mohamed, Omer Levy, Veselin Stoyanov, and Luke Zettlemoyer. 2020. BART: Denoising Sequence-to-Sequence Pre-training for Natural Language Generation, Translation, and Comprehension. In *Proceedings of the 58th Annual Meeting of the Association for Computational Linguistics*, Dan Jurafsky, Joyce Chai, Natalie Schluter, and Joel Tetreault (Eds.). Association for Computational Linguistics, Online, 7871–7880. <https://doi.org/10.18653/v1/2020.acl-main.703>
- [14] Yongqing Li, Nan Yang, Liang Wang, Furu Wei, and Wenjie Li. 2023. Multiview Identifiers Enhanced Generative Retrieval. *ArXiv abs/2305.16675* (2023). <https://api.semanticscholar.org/CorpusID:258947148>
- [15] Jimmy J. Lin, Rodrigo Nogueira, and Andrew Yates. 2020. Pretrained Transformers for Text Ranking: BERT and Beyond. *Proceedings of the 14th ACM International Conference on Web Search and Data Mining* (2020). <https://api.semanticscholar.org/CorpusID:222310837>
- [16] Yuri Malkov and Dmitry A. Yashunin. 2016. Efficient and Robust Approximate Nearest Neighbor Search Using Hierarchical Navigable Small World Graphs. *IEEE Transactions on Pattern Analysis and Machine Intelligence* 42 (2016), 824–836. <https://api.semanticscholar.org/CorpusID:8915893>
- [17] Tri Nguyen, Mir Rosenberg, Xia Song, Jianfeng Gao, Saurabh Tiwary, Rangan Majumder, and Li Deng. 2016. MS MARCO: A Human Generated Machine Reading Comprehension Dataset. In *NeurIPS*. https://ceur-ws.org/Vol-1773/CoCoNIPS_2016_paper9.pdf
- [18] Jianmo Ni, Gustavo Hernández Ábrego, Noah Constant, Ji Ma, Keith B. Hall, Daniel Cer, and Yinfei Yang. 2022. Sentence-T5: Scalable Sentence Encoders from Pre-trained Text-to-Text Models. In *Findings of the ACL*. 1864–1874. <https://doi.org/10.18653/v1/2022.findings-acl.146>
- [19] Rodrigo Nogueira and Jimmy Lin. 2020. From doc2query to docTTTTTquery. *Online preprint* (2020).
- [20] Ronak Pradeep, Kai Hui, Jai Gupta, Ádám Dániel Lelkes, Honglei Zhuang, Jimmy Lin, Donald Metzler, and Vinh Q. Tran. 2023. How Does Generative Retrieval Scale to Millions of Passages? *CoRR* (2023). <https://doi.org/10.48550/arXiv.2305.11841>
- [21] Colin Raffel, Noam Shazeer, Adam Roberts, Katherine Lee, Sharan Narang, Michael Matena, Yanqi Zhou, Wei Li, and Peter J. Liu. 2020. Exploring the Limits of Transfer Learning with a Unified Text-to-Text Transformer. *J. Mach. Learn. Res.* 21 (2020), 140:1–140:67. <http://jmlr.org/papers/v21/20-074.html>
- [22] Ruiyang Ren, Wayne Xin Zhao, Jing Liu, Hua Wu, Ji-Rong Wen, and Haifeng Wang. 2023. TOME: A Two-stage Approach for Model-based Retrieval. In *ACL*. 6102–6114. <https://doi.org/10.18653/v1/2023.acl-long.336>
- [23] Stephen Robertson and Hugo Zaragoza. 2009. The Probabilistic Relevance Framework: BM25 and Beyond. *Found. Trends Inf. Retr.* 3, 4 (apr 2009), 333–389. <https://doi.org/10.1561/15000000019>
- [24] S. E. Robertson and S. Walker. 1997. On relevance weights with little relevance information. In *Proceedings of the 20th Annual International ACM SIGIR Conference on Research and Development in Information Retrieval (Philadelphia, Pennsylvania, USA) (SIGIR '97)*. Association for Computing Machinery, New York, NY, USA, 16–24. <https://doi.org/10.1145/258525.258529>
- [25] Weiwei Sun, Lingyong Yan, Zheng Chen, Shuaiqiang Wang, Haichao Zhu, Pengjie Ren, Zhumin Chen, Dawei Yin, Maarten de Rijke, and Zhaochun Ren. 2023. Learning to Tokenize for Generative Retrieval. *CoRR* (2023). <https://doi.org/10.48550/arXiv.2304.04171>
- [26] Yubao Tang, Ruqing Zhang, J. Guo, Jiangui Chen, Zuowei Zhu, Shuaiqiang Wang, Dawei Yin, and Xueqi Cheng. 2023. Semantic-Enhanced Differentiable Search Index Inspired by Learning Strategies. *Proceedings of the 29th ACM SIGKDD Conference on Knowledge Discovery and Data Mining* (2023). <https://api.semanticscholar.org/CorpusID:258865792>
- [27] Yi Tay, Vinh Tran, Mostafa Dehghani, Jianmo Ni, Dara Bahri, Harsh Mehta, Zhen Qin, Kai Hui, Zhe Zhao, Jai Prakash Gupta, Tal Schuster, William W. Cohen, and Donald Metzler. 2022. Transformer Memory as a Differentiable Search Index. In *NeurIPS*. http://papers.nips.cc/paper_files/paper/2022/hash/892840a6123b5ec99ebaab8be1530fba-Abstract-Conference.html
- [28] Yujing Wang, Yingyan Hou, Haonan Wang, Ziming Miao, Shibin Wu, Qi Chen, Yuqing Xia, Chengmin Chi, Guoshuai Zhao, Zheng Liu, Xing Xie, Hao Sun, Weiwei Deng, Qi Zhang, and Mao Yang. 2022. A Neural Corpus Indexer for Document Retrieval. In *NeurIPS*. http://papers.nips.cc/paper_files/paper/2022/hash/a46156bd3579c3b268108ea6aca71d13-Abstract-Conference.html
- [29] Zihan Wang, Yujia Zhou, Yiteng Tu, and Zhicheng Dou. 2023. NOVO: Learnable and Interpretable Document Identifiers for Model-Based IR. In *Proceedings of the*

- 32nd ACM International Conference on Information and Knowledge Management (Birmingham, United Kingdom) (CIKM '23). Association for Computing Machinery, New York, NY, USA, 2656–2665. <https://doi.org/10.1145/3583780.3614993>
- [30] Lee Xiong, Chenyan Xiong, Ye Li, Kwok-Fung Tang, Jialin Liu, Paul N. Bennett, Junaid Ahmed, and Arnold Overwijk. 2021. Approximate Nearest Neighbor Negative Contrastive Learning for Dense Text Retrieval. In *ICLR*. <https://openreview.net/forum?id=zeFrfgYzln>
- [31] Peitian Zhang, Zheng Liu, Yujia Zhou, Zhicheng Dou, and Zhao Cao. 2023. Generative Retrieval via Term Set Generation. In *Annual International ACM SIGIR Conference on Research and Development in Information Retrieval*. <https://api.semanticscholar.org/CorpusID:258841428>
- [32] Yujia Zhou, Jing Yao, Zhicheng Dou, Ledell Wu, Peitian Zhang, and Ji-Rong Wen. 2022. Ultron: An Ultimate Retriever on Corpus with a Model-based Indexer. *CoRR* (2022). <https://doi.org/10.48550/arXiv.2208.09257>
- [33] Shengyao Zhuang, Houxing Ren, Linjun Shou, Jian Pei, Ming Gong, Guido Zuccon, and Daxin Jiang. 2023. Bridging the Gap Between Indexing and Retrieval for Differentiable Search Index with Query Generation. In *Gen-IR@SIGIR*. <https://doi.org/10.48550/arXiv.2206.10128>

A Appendix

A.1 Backbone category hierarchy

To address the criteria mentioned in Section 4.1—Semantic Hierarchy, Generalizability, and Specificity—we utilize Wikipedia’s category tree as the foundation for our hierarchical structure, designating the Main Topic classification category as the root node of the hierarchy. The Main Topic classification category is chosen as the root because it offers a broad and inclusive starting point, covering diverse domains. From this root node, our hierarchy branches into 40 child categories, each representing different fields such as Economy, Language, and Science, among others. These child categories, in turn, contain more specific subcategories that further detail their respective domains. To utilize Wikipedia’s category tree, we employed Selenium¹⁰ to recursively scrape the Wikipedia and extract the Wikipedia category tree. When linearizing the category hierarchy into a hierarchical category path, each category is connected using the delimiter >. The delimiter > is chosen among several candidate delimiters because it showed the highest semantic similarity to the natural language sentence “*the right category is included in the left category*”, as measured by Sentence-T5.

Level 1	Level 2	Level 3	Level 4	Total
40	1,330	13,383	95,240	109,993

Table 4: Statistics of the used category hierarchy, showing the number of nodes at each level (or depth).

A.2 Dataset overview

In this work, we use NQ320K and MS MARCO. For NQ320K, we follow NCI [28] setup and adhered to the seen and unseen test splits used in GENRET [25]. For MS MARCO, we construct dataset based on the MSMARCO document ranking dataset, following setups from Ultron [32], GENRET [25], and NOVO [29]. Methods using the MSMARCO passage ranking dataset, such as TOME [22] and GLEN [12], or using NQ100K like SE-DSI [26], are excluded from consideration as reference baselines unless they report results specifically on the our dataset setup.

Dataset	# Docs	# Train queries	# Test queries
NQ320K	109,739	307,373	7,830
MS MARCO	323,569	366,235	5,187

Table 5: Statistics of the document retrieval datasets used.

A.3 Human Evaluation

We assess the quality of the generated explanations by conducting a human evaluation, where we compare the outputs of HyPE to other baseline models using Amazon Mechanical Turk (AMT). We show the interface for the evaluation in Figure 7. We ask three human judges to evaluate the explanations based on the following four criteria.

¹⁰<https://pypi.org/project/selenium/>

- **Overall** Which retrieval system output better explains the retrieval process overall?
- **Specificity** Which retrieval system output provides more specific information?
- **Reasonability** Which retrieval system output represents the retrieval process more logically and reasonably?
- **Comprehensiveness** Which retrieval system output more comprehensively reflects the content of the document?

A.4 Prompts

Table 6 shows the prompt used to construct the path candidate set for the document with LLM.

We are surveying qualities of **document retrieval system's output**.

Specifically, you'll be given a query, retrieved document's contents and retrieval system's output. Based on this information, you'll be asked to **compare which retrieval system's output is better**, in terms of different perspectives.

Guidelines:

[Q1~4] Choose which retrieval system's output is better regarding the given perspective.

Query

`${query}`

Retrieved Document

`${retrieved_document}`

Output candidate 1

`${output_ours}`

Output candidate 2

`${output_other}`

Question 1. Which retrieval system output provides more **specific information**?

☐ 1 ☐ 2

Question 2. Which retrieval system output more **comprehensively reflects the document**?

☐ 1 ☐ 2

Question 3. Which retrieval system output represents the retrieval process more **logical and reasonable**?

☐ 1 ☐ 2

Question 4. Which retrieval system output better **explains the retrieval process overall**?

☐ 1 ☐ 2

Optional feedback? [\(expand/collapse\)](#)

Figure 7: Annotator interface of human evaluation on retrieval system output.

Table 6: The prompt for building final candidate path set.

Prompt: Select candidate path set for document

You're a taxonomy expert.

You will receive a document along with a set of candidate taxonomy hierarchy paths for the document.

Your task is to select the path that can represent the document. Exclude paths that are too broad or less relevant or contain too specific information such as year.

You may list up to 3 paths, using only the paths in the candidate set. Do not include any explanation.

<Document title>

{Document title}

<Document contents>

{Document contents}

<Candidate taxonomy hierarchy paths>

{pre-candidate path set}

<Selected representative taxonomy hierarchy paths>

{Candidate path set}
