

TOWARDS UNIFYING INTERPRETABILITY AND CONTROL: EVALUATION VIA INTERVENTION

Usha Bhalla
Harvard University
usha_bhalla@g.harvard.edu

Suraj Srinivas
Harvard University
suuraj.srinivas@gmail.com

Asma Ghandeharioun
Google DeepMind
aghandeharioun@google.com

Himabindu Lakkaraju
Harvard University
hlakkaraju@hbs.edu

ABSTRACT

With the growing complexity and capability of large language models (LLMs), a need to understand model reasoning has emerged, often motivated by an underlying goal of controlling and aligning models. While numerous interpretability and steering methods have been proposed as solutions, they are typically designed either for understanding or for control, seldom addressing both, with the connection between interpretation and control more broadly remaining tenuous. Additionally, the lack of standardized applications, motivations, and evaluation metrics makes it difficult to assess these methods’ practical utility and efficacy. To address the aforementioned issues, we propose intervention as a fundamental goal of interpretability and introduce success criteria to evaluate how well methods are able to control model behavior through interventions. We unify and extend four popular interpretability methods—sparse autoencoders, logit lens, tuned lens, and probing—into an abstract encoder-decoder framework. This framework maps intermediate latent representations to human-interpretable feature spaces, enabling interventions on these interpretable features, which can then be mapped back to latent representations to control model outputs. We introduce two new evaluation metrics: intervention success rate and the coherence-intervention tradeoff, designed to measure the accuracy of explanations and their utility in controlling model behavior. Our findings reveal that (1) although current methods allow for intervention, they are inconsistent across various models and features, (2) lens-based methods outperform others in achieving simple, concrete interventions, and (3) interventions often compromise model performance and coherence, underperforming simpler alternatives, such as prompting, for steering model behavior and highlighting a critical shortcoming of current interpretability approaches in real-world applications requiring control. Code is made available for replicability.

1 INTRODUCTION

As large language models (LLMs) have become more capable and complex, there has emerged a need to better understand and control these models to ensure their outputs are safe and human-aligned. Many interpretability methods aim to address this problem by analyzing model representations, attempting to understand their underlying computational and reasoning processes in order to ultimately control model behaviour. While many of these methods, and interpretability as a field more broadly, claim control and intervention as abstract goals and present compelling qualitative results demonstrating that intervention is possible (for example, Anthropic’s Golden Gate Claude Anthropic; Templeton et al. (2024)), the link between interpretation and intervention is often tenuous in practice, as many methods are not explicitly tailored for both. Furthermore, even fewer are thoroughly and systematically evaluated for the ability to control model outputs beyond simple qualitative examples. We believe the reason for this is threefold. First, interpretability methods produce explanations in disparate feature spaces, such as the token vocabulary, probe predictions, or learned auto-interpreted features, hindering comparisons across methods. Second, there exists a

“predict/control discrepancy” (Wattenberg & Viégas, 2024), where the features identified by interpretability methods for *predicting* behavior are not the same as those used for *steering* it. Third, there do not exist standard systematic benchmarks to measure intervention success.

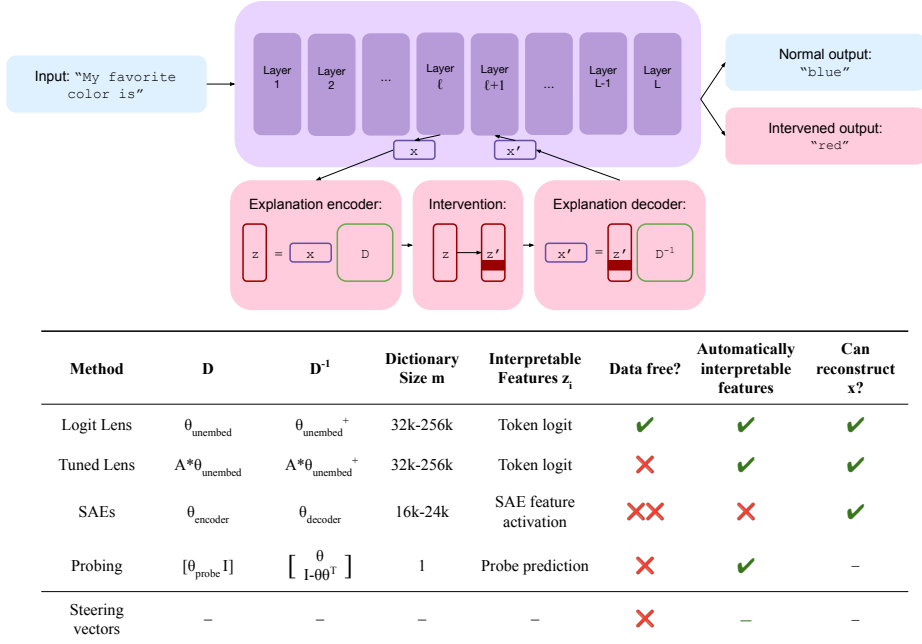


Figure 1: Our proposed intervention framework, which encodes model latent representations, x , into human-interpretable features, $z = xD$, that can then be perturbed to z' and decoded back into counterfactual latent representations, \hat{x}' .

In this work, we view intervention as a fundamental goal of interpretability, and propose to measure the correctness of interpretability methods by their ability to successfully edit model behaviour. In particular, we focus on sparse autoencoders (Cunningham et al., 2023; Rajamanoharan et al., 2024a; Templeton et al., 2024; Bricken et al., 2023; Gao et al., 2024), Logit Lens (nostalgebraist; Dar et al., 2023), Tuned Lens (Belrose et al., 2023; Din et al., 2023), and linear probing (Alain, 2016; Belinkov & Glass, 2019; Belinkov, 2022), and benchmark them with steering vectors and prompting as baselines for intervention. In order to enable comparison across these various methods, we first unify and extend the methods as instances of an abstract encoder-decoder framework, where each method encodes uninterpretable latent representations of language models into human-interpretable features and the decoder of the framework inverts this mapping, allowing us to reconstruct a latent representation from the features. Under this abstract framework, we can intervene on the interpretable feature activations generated by each method and decode them into latent counterfactuals, which produce counterfactual outputs corresponding to the desired intervention.

The unifying feature interpretation and intervention framework allows us to propose two standard metrics for evaluating mechanistic interpretability methods: (1) intervention success rate, which measures how well intervening on an interpretable feature causally results in the desired behavior in the model outputs, and (2) coherence-intervention tradeoff, which measures how well the causal interventions succeed without damaging the coherence of the model’s outputs. We evaluate Logit Lens, Tuned Lens, sparse autoencoders, and linear probes, for these metrics on GPT2-small, Gemma2-2b, and Llama2-7b, comparing them to simpler but uninterpretable baselines of steering vectors and prompting. Our results show that while existing methods allow for intervention, they are inconsistent across features and models. Furthermore, lens-based methods outperform all other methods including sparse autoencoders for simple, concrete features. This is likely due to frequent mislabeling of the learned SAE features, where a feature labeled “references to coffee” actually seems to encode for ‘beans’ and ‘coffee beans’ more than ‘coffee’. Similarly, probes and steering vectors are prone to learning spurious correlations in their training data, whereas Logit Lens and

Tuned lens do not suffer from the same sensitivities. Finally, we show that intervention often comes at the cost of model output coherence, underperforming simple prompting baselines, presenting a critical shortcoming of existing methods in real-world applications that require control and intervention. We conclude this work with detailed takeaways about the strengths and weaknesses of each method, including discussion of which methods are optimal for specific intervention topics, which are best to use out of the box, and which hold the most promise for future development.

Our main contributions include:

- In Section 3.1, we present an encoder-decoder framework that unifies four popular mechanistic interpretability methods: sparse autoencoders, logit lens, tuned lens, and probing.
- In Section 3.2, we propose two evaluation metrics for encoder-decoder interpretability methods, namely (1) intervention success rate; and (2) the coherence-intervention trade-off to evaluate the ability of interpretability methods to control model behavior. We also provide a dataset for benchmarking state-of-the-art LLMs on these metrics.
- In Section 4, we perform experimental analysis on GPT-2, Gemma2-2b, and LLama2-7b, and present detailed takeaways comparing interpretability- and control-based methods.

We hope that this paper encourages future work in the interpretability community to make explicit the intent and application of methods, particularly in reference to control and intervention, and to evaluate and benchmark causality and utility in application.

2 RELATED WORK

Mechanistic Interpretability. Existing work in mechanistic interpretability broadly falls into two categories: activation patching and interpreting hidden representations. Activation patching utilizes carefully constructed counterfactual representations to study which neurons or activations play key roles in model computation, ideally localizing specific information to individual layers, token positions, and paths in the model (Geiger et al., 2021; Vig et al., 2020). However, recent work points to key limitations of patching, particularly with respect to real-world utility in downstream applications such as model editing (Hase et al., 2024; Zhang & Nanda, 2023). As such, we focus primarily on methods for inspecting hidden representations, of which probes are the most commonly used (Alain, 2016; Belinkov & Glass, 2019; Belinkov, 2022). Other methods such as nostalgebraist; Dar et al. (2023) project intermediate representation into the token vocabulary space, with Belrose et al. (2023); Din et al. (2023); Geva et al. (2022) building and improving upon these early-decoding strategies. Ghandeharioun et al. (2024a) unifies most of these methods into an abstracted framework for inspecting model computation. More recently, sparse autoencoders and dictionary learning have been explored as a solution to the uninterpretability of model neurons, particularly due to issues with polysemanticity and superposition (Elhage et al.; Bricken et al., 2023; Cunningham et al., 2023; Bhalla et al., 2024; Gao et al., 2024; Rajamanoharan et al., 2024a; Templeton et al., 2024; Karvonen et al., 2024; Dunefsky et al., 2024).

Evaluation. Due to the recency of the field, standard evaluation metrics across interpretability methods have not yet been established, and similar to the broader interpretability field, evaluation is frequently ad-hoc and primarily qualitative in nature. With regards to quantitative metrics, in Gao et al. (2024); Templeton et al. (2024); Makelov et al. (2024), sparse autoencoders are evaluated for reconstruction error, recovery of supervised or known features, activation precision, and the effects of ablation; however, none of these metrics measure the human interpretability or correctness of explanations. Sparse autoencoder evaluation has also sometimes included ratings by humans to determine the interpretability of the learned features for labeling, as done in Rajamanoharan et al. (2024b), but such measures do not necessarily reflect downstream utility in model control.

Causal Intervention. Previous literature on probing frequently evaluates learned probes and features through intervention to ensure causality and correctness, as done in Li et al. (2022); Chen et al. (2024); Hernandez et al. (2023b;a); Marks & Tegmark (2023). The interventions performed for measuring causality are similar to those used to perform model “steering” Rimsky et al. (2023); Panickssery et al. (2024); Ghandeharioun et al. (2024b) and should ideally produce the same effect but with the added claim of interpretability. Beyond probing, only Belrose et al. (2023); Chan et al. (2022); Olah et al. (2020); Templeton et al. (2024) consider causal intervention as a tool for evaluation. However, Belrose et al. (2023); Olah et al. (2020); Chan et al. (2022) mainly focus on

mean ablation for intervention, with no exploration of the coherence of the counterfactual outputs or their utility in application. Templeton et al. (2024) on the other hand only provides a qualitative evaluation of intervention via their ‘Golden Gate Claude’ [Anthropic] and does not compare to other interpretability methods.

3 METHOD

In this section, we first introduce a unifying framework for four common mechanistic interpretability methods: sparse autoencoders, Logit Lens, Tuned Lens, and probing, along with modifications to these methods that permit principled intervention on representations. We then propose evaluation metrics for (1) testing the correctness of explanations via intervention and (2) the usefulness of these methods for steering and editing representations and model outputs.

3.1 UNIFYING INTERVENTION FRAMEWORK

Latent vectors to interpretable features. The central aspect of most interpretability work is the ability to translate model computation into human-interpretable features, whether the computation be latent directions, neurons, components, reasoning processes, etc. Many works aiming to explain LLMs focus particularly on hidden representations, where the mapping between high-dimensional dense embeddings and human-interpretable features is modeled through a (mostly) linear dictionary projection or affine function:

$$\begin{aligned} z &= f(x) = \sigma(x \cdot D) \\ \hat{x} &= g(z) \approx f^{-1}(z) = z \cdot D^{-1} \\ z' &= \text{Edit}(z), \hat{x}' = g(z') \end{aligned}$$

where each z_i is a feature activation, each i in D corresponds to a human-interpretable feature¹, and σ is an activation function that is frequently the identity. In the case of **sparse autoencoders**, D is a learned, overcomplete dictionary, with N in range 16k - 65k for small models (up to 16M for large models), and σ is a ReLU, JumpReLU, or ReLU + top-k activation function. Given that SAE features are learned, they are not immediately interpretable and must be labelled by humans or strong LLMs. For **Logit Lens**, D is simply the language model’s unembedding matrix, meaning each feature corresponds to a single token in the vocabulary. For **Tuned Lens**, D is the exact same as Logit Lens but with a learned linear transformation applied. **Linear probes** can be thought of as a learned dictionary with $N = 1$ where σ is a sigmoid or softmax activation. Of all these methods, Logit Lens is the only method that does not require any training data, and sparse autoencoders are the only method that does not produce immediately interpretable features. Please see Figure 1 for a visual summary of these methods.

Interpretable features to counterfactual latent vectors. While producing explanations is straightforward for each of these methods, intervening on model representations using the information provided by explanations is not as simple. Doing so requires defining a reverse mapping from the explanations to the latent representations of the model, which is only explicitly done by sparse autoencoders. We defined the inverse mappings for the rest of the functions as follows. To map **Logit Lens**’s explanations back into the model’s latent space, we would ideally apply the inverse of the unembedding matrix to z ; however, in practice this is often ill-conditioned due to the dimensionality of D . As such, we instead use the low-rank pseudoinverse of the unembedding matrix and right-multiply it to the explanation logits. Similarly, for **Tuned Lens**, we model the decoding process through the pseudo-inverse of the Tuned Lens projection applied to the unembedding matrix. Notably, both of these methods only require a simple linear transformation to go back-and-forth between latent vectors and explanations. For **probing**, D^{-1} can be defined such that $\hat{x}' = x + \theta$, as proposed by Chen et al. (2024) which adds the linear probe’s weights to the latent representation, bypassing the need for optimization. **Sparse autoencoders** have a well-defined backwards mapping through the SAE decoder, which is frequently linear in practice and often the transpose of the encoder weights. Thus, we are now able to decode z into \hat{x} for all methods.

¹While “features” are not necessarily well-defined in the interpretability community, we find that the second definition in Elhage et al. most closely aligns with our own notion of features as human-interpretable concepts that are relevant for manipulation and editing.

Intervening on interpretable features. Given the above framework, intervention is performed by directly altering the feature activation z_i corresponding to the desired feature i to be edited. While the edited activation z'_i can naively be set to some constant value α , the same constant may have drastically varying effects for different tokens and different prompts. As such, to take into account the context of z , for Logit Lens, Tuned Lens, and SAEs we set $z'_i = \alpha * \max(z)$. This ensures that the feature i is the most dominant feature in the latent vector for $\alpha > 1$. Decoding z' yields the altered latent representation $\hat{x}' = g(z')$, which accounts for both the error of the explanation method as well as the intervention performed. For probing and steering vectors, $\hat{x}' = x + \alpha * v$, where v is the steering vector or the weights of the linear probe. Note that α is a hyperparameter that must be tuned for each method, model, and sometimes even intervention feature and thus cannot be used to compare the effects of interventions across methods. In order to do so, we can instead measure the normalized difference between the latent vectors x and \hat{x}' , to better understand the relationship between the degree of intervention performed and our various evaluation metrics. We also note that \hat{x} and \hat{x}' are not necessarily in-distribution for the language model, but due to the additive nature of the residual stream, the linear representation hypothesis, and the linear nature of the decoder/unembedding matrix, we believe that such interventions may still be principled in practice (see Park et al. (2023) for more on the linear representation hypothesis and intervention).

Open-ended generation. In order to generate open-ended text after intervening on the explanation, we edit the corresponding representations *in place*, as is common practice with prior steering methods. Formally, the representation x_t at token position t and layer l is edited to be \hat{x}_t^l , ensuring a causal effect on all ensuing tokens $x_{t+1}, x_{t+2}, \dots, x_T$.

3.2 COMPARATIVE EVALUATION ACROSS METHODS AND MODELS

Given the overall lack of standardized evaluation of mechanistic interpretability methods, we intend for this work to serve as a starting point for systematic evaluation by evaluating methods in simple, easy-to-measure contexts. In particular, we think of our evaluations as measuring a kind of upper bound for these methods: in the easiest of settings, how well do existing methods work?

Explanation Correctness We first propose metrics to evaluate the *correctness* of explanations and interventions. More specifically, to test whether a single feature of an explanation z_i is correct, we intervene on that feature to produce z'_i and decode z' to \hat{x}' . We can then hypothesize about the corresponding change in the model’s output when generating from \hat{x}' beforehand, as it should match the intervention made to produce z' . For example, if feature i encodes the concept “references to Paris,” increasing the value of z_i should result in increases to references of Paris in the model’s output. From this, we propose a metric of **Intervention Success Rate**, which measures if increasing the activation of feature i by increasing z_i results in the appropriate increase of the feature i in the model’s output. To evaluate a continuous relaxation of this, we can also similarly measure the probability assigned to tokens relating to feature i . As such, even if the model’s output does not directly reflect interventions made to z'_i due to sampling, we can measure if increasing the activation of i results in any change to the model’s output at all. We refer to this metric as **Intervened Token Probability**. Importantly, both of these metrics can be thought of as measuring the causal fidelity of the features highlighted by explanations.

Usefulness of Intervention Methods While intervention is a useful method for evaluating the correctness of explanations, it is also a desideratum of its own and a frequent motivation for many explanation methods. For example, methods are often developed for the purpose of de-biasing model outputs or increasing model safety, either by localizing bad behavior or identifying it at inference time, thus allowing for targeted edits to be made. However, a lack of this direct connection between interpretation and model intervention has led to illusory results in prior literature, similar to predict/control discrepancies (Hase et al., 2024; Wattenberg & Viégas, 2024). By directly and explicitly measuring how effective interpretability methods are at allowing for targeted intervention or steering, we can avoid such failure cases. Importantly, intervention is only useful if the language model retains its overall performance and the text output by the model after the intervention still satisfies the purpose of the query as well as the intervention. In particular, we are interested in whether interpretability methods can be used to steer model outputs towards feature i without damaging the model’s purpose as an LLM. We do so by measuring the **Coherence** of the model’s outputs after the intervention has been applied. This can be done by any oracle, such as a human or another capable

Table 1: Normalized latent reconstruction error without intervention.

| Method | Gemma2-2b | Llama2-7b | GPT2-small |
|------------|-----------|-----------|------------|
| Logit Lens | 0.52 | $5e^{-5}$ | 0.22 |
| Tuned Lens | – | $5e^{-3}$ | 0.32 |
| SAEs | 0.38 | – | 1.64 |

LLM. Similarly, we can also measure the **Perplexity** of the intervened outputs with respect to a strong language model. In practice, we use Llama3.1-8b for both of these metrics, as it is reasonable sized, high-performing, and open source, allowing for the measurement of perplexity. To measure coherence, we use the prompt “Score the following dialogue response on a scale from 1 to 10 for just grammar and comprehension, ignoring incomplete sentences. \n\n Context: {Prompt}\n Dialogue Response: {Output}\n Score =”.

An Open-ended Evaluation Dataset. In order to evaluate these methods to the best of their capabilities, we are interested in assessing their ability to intervene when intervention is straightforward and possible given the prompt. Consider the question “What is $\iint \sin(3 * x) * \cos(y) dx dy$?”. Intervening on the model’s output for this prompt with a feature related to unicorns is not necessarily intuitive, as there is a correct answer to the prompt that is entirely unrelated to the intervention topic. As such, we want to evaluate these methods on prompts that allow for steering towards a variety of topics or features. To that end, we construct a dataset of 210 prompts related to poetry, travel, nature, journaling prompts, science, the arts, and miscellaneous questions that could plausibly be answered while satisfying a variety of intervention topics. All prompts are open ended to allow for many potential answers. Some example prompts include “In ten years, I hope to have accomplished”, “Something cool I learned about from a Biology Ph.D. student was”, and “What is your favorite dad joke?”. This dataset is released as part of the accompanying GitHub repository.

4 EXPERIMENTS

In this section, we evaluate the five methods on Gemma2-2b Team et al. (2024), Llama2-7b Touvron et al. (2023), and GPT2-small Radford et al. (2019). We first measure the completeness of the explanations produced in Section 4.2. We then benchmark the methods on the metrics described in Section 3.2, providing quantitative results in Sections 4.3 and 4.4 and qualitative results in Section 5. Finally, we present an analysis of the empirical directional similarities between methods in Section 4.5, and analyses of the efficacy of methods at different model depths in Appendix A.6.

4.1 IMPLEMENTATION DETAILS

Intervention Topics. We pick 10 intervention topics that all relate to references to specific words or phrases: {‘beauty’, ‘chess’, ‘coffee’, ‘dogs’, ‘football’, ‘New York’, ‘pink’, ‘San Francisco’, ‘snow’, ‘yoga’}. These simple, low-level features are ideal for evaluation through intervention for four key reasons: first, measuring the presence of a word or phrase is much easier than measuring a high-level abstract concept such as sycophancy, second, these features were available across many layers for the Gemma2-2b and GPT2-small sparse autoencoders, third, the features necessarily exist in the Logit Lens unembedding dictionary, and finally, datasets that are labelled for the presence of these features are very straightforward to collect for generating steering vectors and probes. As such, we can easily compare intervention on these features across methods and also easily measure intervention success by checking if the given word/phrase exists in the model’s output.

Steering vectors and probing. We implement steering vectors as described in Rimsky et al. (2023) with a few simple modifications. Where in Rimsky et al. (2023), the difference between contrastive pairs is taken only at the last token, we find that averaging across the token dimension and taking the difference between those averages yields much better results. This is due to the fact that in Rimsky et al. (2023), the only difference between representations occurred in the token position of the answer letter, or the last token; however, in our case the information related to the intervention feature could be present at any token. Contrastive data pairs were generated by prompting ChatGPT for 200 pairs sentences or phrases about the desired intervention topic and about other topics within

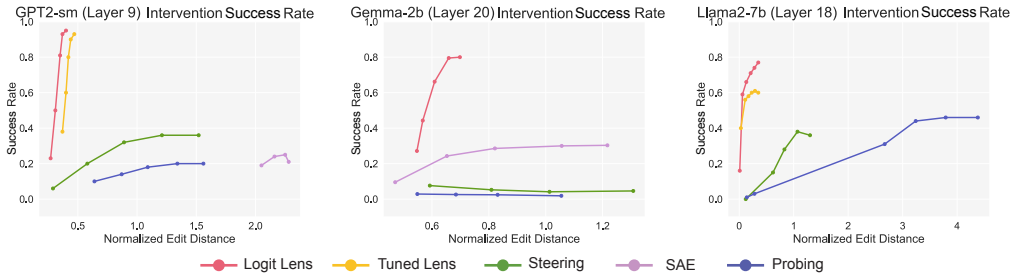


Figure 2: Evaluation of the Intervention Success Rate for each method. Note that normalized edit distance is a proxy for intervention intensity that is comparable across methods. Logit Lens outperforms all other methods across all models.

the same genre. For example, we used the prompts “Can you please generate 100 short sentences or phrases with the color ‘pink’ in them?” to create positive samples and “Can you also generate 100 phrases or sentences with other colors (not pink) in them?” to create negative ones. We also use these contrastive pairs to train the linear probes, using the implementation from Chen et al. (2024). All probes reached train and test accuracies of 100% across all models and intervention topics.

Sparse autoencoders. We focus specifically on sparse autoencoders trained to interpret the residual stream of transformer models. We use the SAELens library from Bloom (2024b) for GPT2-small and the Gemma Scope SAEs released by Google in Lieberum et al. (2024) for Gemma2-2b. For both models, SAE feature labels were found via Neuronpedia Lin & Bloom (2023), which allows users to interact with, explore, and search for auto-interpretation labelled learned features. Note that the Gemma SAEs are of the JumpReLU architecture from Rajamanoharan et al. (2024b) whereas the GPT2-small SAEs are standard ReLU + L1 regularization SAEs, as noted in Bloom (2024a).

4.2 SANITY CHECKING EXPLANATION RECONSTRUCTIONS

Before testing these methods for their ability to intervene, we first want to evaluate the completeness of the explanations and the effect of replacing x with \hat{x} without any intervention or editing. We do so by measuring the normalized latent reconstruction error: $\text{Error} = \|\hat{x} - x\|/\|x\|$ where $\hat{x} = g(f(x)) = g(z)$. This error is a key part of the loss function that sparse autoencoders are trained on and measures the information loss incurred by mapping between the language model’s latent space and the interpretable feature space. Given that steering vectors and linear probes do not output complete explanations, we only measure this error for the other three methods, as shown in Table 1, where we see that errors vary a lot across models but most methods are relatively consistent in their error, with the exception of the GPT2-small sparse autoencoders.

We also measure the coherence of the outputs produced by replacing x with \hat{x} , as shown in Appendix Figure 7. We find that the coherence of the outputs generated by the reconstructed latents generally matches the coherence of the clean model outputs. We use a deviation of ± 1 around the mean of clean output coherence scores as a threshold for future evaluations, shown in the dashed lines.

4.3 INTERVENTION SUCCESS ACROSS MODELS

As described in Section 3.2, in order to evaluate the correctness of explanations, we measure the causal effects of intervening on specific features of each explanation. For a given feature or intervention topic i , we see if increasing the activation of that feature results in an increase of the feature in the model’s output in the top row of Figure 2. In order to compare across methods, which all have different explanation feature spaces and scales, we measure the success of interventions as a function of the norm of the distance between the edited latent representation $\hat{x}' = g(\text{Edit}(f(x)))$ and the original latent representation x : $\|\hat{x}' - x\|/\|x\|$ as done in Section 4.2. Results for intervened token probability are in Appendix A.4.

We find that across all three models, Logit lens and Tuned lens have the highest intervention success rate, regardless of the normalized edit distance. While increasing intervention strength and editing the latent representations more for steering vectors and probes results in greater intervention success

for GPT2-small and LLama2-7b, the same is not true for Gemma2-2b, for which intervening with steering vectors and probes seems to have minimal effect. Furthermore, we find that intervening with sparse autoencoders is moderately successful, but due to the large reconstruction error for GPT2-small, even with intervention, the edit distance is much greater than that needed for Logit lens and Tuned lens. In general, we believe the lower performance of Sparse Autoencoders is due to heavy noise in the labels of features. For example, a feature labelled ‘references to coffee’, is sometimes actually a feature that encodes for references to ‘beans’ and ‘coffee beans’, and thus only sometimes increases mentions of ‘coffee’. Probes and steering vectors also have suboptimal performance, often due to learning of spurious correlations in the training data rather than the true intervention feature.

When measuring token probability rather than output presence, as explored in Appendix A.4, we see that intervention with all methods across all models increases the probability of intervention-related tokens, even if the intervention does not succeed. We also note that there is a significant difference between the order of magnitude of the intervened token probability for sparse autoencoders, around $10e^{-5}$ and the rest of the methods, which range from $10e^{-4}$ to 0.5.

4.4 EFFECTS OF INTERVENTION ON OUTPUT QUALITY

We next measure the coherence of the intervened output text produced by each method to ensure that intervention through mechanistic interpretability methods is possible in applications and does not damage the utility of the model. We measure coherence as described in Section 3 as a function of the normalized latent edit distance $\|\hat{x}' - x\|/\|x\|$ and with respect to the intervention success rate in Figure 4. We visualize the mean of coherence scores for the clean model outputs with solid black horizontal lines, the same as those shown in Figure 7, with a buffer of ± 1 around the mean in dashed lines. We also consider a prompting baseline, where we simply prompt the language model to constantly talk about the intervention topic, to better understand the optimal coherence possible while satisfying the intervention. This is shown by the teal stars in 4. Given that only Llama2-7b was instruction-tuned out of the models evaluated, prompting was less successful for Gemma2-2b and infeasible for GPT2-small. Also note that the intervention success rate approaches near 100% with prompting as the number of generated tokens increases; however, seeing as we only generate 30 tokens, the success rate is slightly lower than expected.

We find that for GPT2-small and Llama2-7b, intervention with most methods results in a sharp decline in text coherence, with Logit Lens and Tuned Lens having the most dramatic fall-off. In fact, we find that even with a full point drop in coherence from the baseline models’ coherence (denoted with the black lines), the representations can barely be edited by any methods except for Gemma2-2b. While at first, this seems quite concerning, as this would prevent the real-world application of these methods to scenarios necessitating high model performance, viewing coherence as a function of intervention success rate tells a different story, as shown in Figure 4. In fact, we see that Logit Lens and Tuned Lens have relatively good coherence-intervention tradeoffs for GPT2-small and LLama2-7b, with success rates of around 0.5 and 0.6 respectively when considering outputs within one point of deviation from the mean coherence score of the clean model. All other methods exhibit much less desirable Pareto curves. We also note that as the models increase in size and performance, with GPT2-small being the smallest and worst language model and Llama2-7b being the largest and most performant, the Pareto curves are shifted up and to the right more for most methods, suggesting that targeted intervention is more possible as models become more capable.

Qualitative Examples. In addition to our empirical results, we present examples of the output text for all intervention methods in Figure 5 for qualitative evaluation of intervention on the feature ‘yoga’. Examples for the “Optimal intervention strength” (left column) were randomly chosen from the outputs where intervention succeeded and coherence was still relatively high. Examples for “Excessive Intervention” were randomly chosen from the outputs of the highest intervention strength tested (right column). Note that intervention results in infinite repetition at very high intervention strengths for all methods; however, only Logit Lens and Tuned Lens result in repetition of tokens related to ‘yoga’. More examples are provided in Appendix A.7.

4.5 INTERVENTION SIMILARITY BETWEEN METHODS

We finally evaluate the empirical similarity between each of these methods. By converting each intervention into one in the latent space of the model, we can measure the cosine similarity between *edit directions* for each method. More specifically, for each method and intervention topic, we

We find that Logit Lens and Tuned Lens are highly similar, as expected. Similarly, steering vectors and probe weights tend to lie in similar directions, likely due to the same underlying data used to train both. Most interestingly, we find that sparse autoencoders tend to intervene in somewhat similar directions to steering vectors and probes. Even more surprisingly, they have near orthogonal directions to Logit Lens and Tuned Lens, even when interventions succeed for all methods. This is likely due to the high-dimensionality of model latent spaces, allowing for many vectors to be near-orthogonal. We speculate that sparse autoencoders may be more similar to probes and steering vectors because the three methods may have a bias toward representing past information and tokens, due to their training and labelling algorithms. Logit Lens and Tuned lens, on the other hand, are designed to reveal information about the *next token* specifically, given that they are early-decoding strategies and thus may contain more information about model outputs rather than inputs.

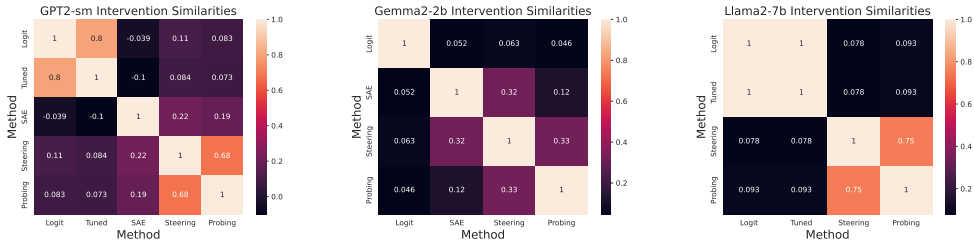


Figure 6: Cosine similarity of intervention directions in model latent space across methods. Logit Lens and Tuned Lens are highly similar, as well as steering vectors and probes.

4.6 HIGH-LEVEL COMPARISON OF METHODS

Given the differences between methods, including how their features are learnt, what explanations they produce, and the causal fidelity and utility of explanations for steering, we present the following characterization of the strengths and weaknesses of each method.

Logit Lens is easy to use, requires no training, and maps features directly to vocabulary tokens, making it highly interpretable, and we find that it generally has high causal fidelity as well. However, its predefined, static features are limited and rudimentary, preventing its utility for steering in many real-world or safety-critical applications where abstract features such as truthfulness and bias are more relevant. **Tuned Lens** shares these traits but requires an additional learned affine transformation, although many are already open-sourced. **Sparse autoencoders** learn a very large dictionary, allowing for features to be both low-level and high-level or abstract, potentially including safety-critical features, and ideally “covering” all the true underlying features learned by the model. Furthermore, explanations are sparse, increasing their human interpretability. However, the learned features are frequently not human-interpretable, leading to labeling errors and lower causal fidelity in practice. Furthermore, they require significant training and labeling data and compute, and there is no guarantee that a desired feature will exist in the SAE’s dictionary, also preventing their utility in safety-critical domains. **Probing** allows for feature specification, given that a labeled dataset is available, but is prone to learning spurious correlations, leading to low causal fidelity and minimal steering utility. **Steering vectors** are very similar to probes in practice, but they require no optimization and are slightly less sensitive to correlations in the training data. As such, we believe that lens-based methods are most useful for providing high-fidelity explanations but are likely not effective solutions for steering in real applications, for which steering vectors and prompting are more promising but require careful oversight and refinement to ensure efficacy. SAEs offer a balance between interpretation- and control-based methods but also suffer from a union of their problems.

5 CONCLUSION

As language models are integrated into everyday aspects of life, whether benign or life-changing, being able to understand them and ensure they behave as expected is of utmost importance. While interpretability methods show great promise, the correctness of their interpretations is less clear. In this work, we emphasize that intervention is a fundamental goal of interpretability, both to evaluate the correctness of interpretability methods as well as their utility in real-world applications.

By unifying and extending four popular interpretability methods — sparse autoencoders, logit lens, tuned lens, and probing — into an abstracted encoder-decoder framework, we enable structured interventions on human-interpretable features, mapping them back to model latent representations to directly control outputs. Through the introduction of two standardized metrics, the intervention success rate, and the coherence-intervention tradeoff, we provide a rigorous basis for evaluating the causal fidelity and utility of interpretability methods. Our findings reveal significant inconsistencies in intervention capability across different methods and models, with simpler lens-based approaches generally outperforming the more compute-intensive sparse autoencoders for simple, concrete interventions. Furthermore, non-interpretability-based approaches, such as prompting, perform best overall, demonstrating a significant gap in current interpretability approaches.

ACKNOWLEDGMENTS

The authors would like to thank Fred Zhang and Lucas Dixon for their helpful discussion and comments on the manuscript. This work is supported in part by the NSF awards IIS-2008461, IIS-2040989, IIS-2238714, AI2050 Early Career Fellowship by Schmidt Sciences, and faculty research awards from Google, OpenAI, Adobe, JPMorgan, Harvard Data Science Initiative, and the Digital, Data, and Design (D³) Institute at Harvard. UB is funded by the Kempner Institute Graduate Research Fellowship. The views expressed here are those of the authors and do not reflect the official policy or position of the funding agencies.

REFERENCES

- Guillaume Alain. Understanding intermediate layers using linear classifier probes. *arXiv preprint arXiv:1610.01644*, 2016.
- Anthropic. Golden Gate Claude. URL <https://www.anthropic.com/news/golden-gate-claude>.
- Yonatan Belinkov. Probing classifiers: Promises, shortcomings, and advances. *Computational Linguistics*, 48(1):207–219, 2022.
- Yonatan Belinkov and James Glass. Analysis methods in neural language processing: A survey. *Transactions of the Association for Computational Linguistics*, 7:49–72, 2019.
- Nora Belrose, Zach Furman, Logan Smith, Danny Halawi, Igor Ostrovsky, Lev McKinney, Stella Biderman, and Jacob Steinhardt. Eliciting latent predictions from transformers with the tuned lens. *arXiv preprint arXiv:2303.08112*, 2023.
- Usha Bhalla, Alex Oesterling, Suraj Srinivas, Flavio P Calmon, and Himabindu Lakkaraju. Interpreting clip with sparse linear concept embeddings (splice). *arXiv preprint arXiv:2402.10376*, 2024.
- Joseph Bloom. Open source sparse autoencoders for all residual stream layers of gpt2 small. In *AI Alignment Forum*, pp. 24, 2024a.
- Joseph Bloom. Saelens training. <https://github.com/jbloomAus/SAELens>, 2024b.
- Trenton Bricken, Adly Templeton, Joshua Batson, Brian Chen, Adam Jermyn, Tom Conerly, Nick Turner, Cem Anil, Carson Denison, Amanda Askell, Robert Lasenby, Yifan Wu, Shauna Kravec, Nicholas Schiefer, Tim Maxwell, Nicholas Joseph, Zac Hatfield-Dodds, Alex Tamkin, Karina Nguyen, Brayden McLean, Josiah E Burke, Tristan Hume, Shan Carter, Tom Henighan, and Christopher Olah. Towards monosemanticity: Decomposing language models with dictionary learning. *Transformer Circuits Thread*, 2023. <https://transformer-circuits.pub/2023/monosemantic-features/index.html>.
- Lawrence Chan, Adria Garriga-Alonso, Nicholas Goldowsky-Dill, Ryan Greenblatt, Jenny Nitishinskaya, Ansh Radhakrishnan, Buck Shlegeris, and Nate Thomas. Causal scrubbing: A method for rigorously testing interpretability hypotheses. In *AI Alignment Forum*, pp. 10, 2022.

- Yida Chen, Aoyu Wu, Trevor DePodesta, Catherine Yeh, Kenneth Li, Nicholas Castillo Marin, Oam Patel, Jan Riecke, Shivam Raval, Olivia Seow, Martin Wattenberg, and Fernanda Viégas. Designing a Dashboard for Transparency and Control of Conversational AI, June 2024. URL <http://arxiv.org/abs/2406.07882>. arXiv:2406.07882 [cs].
- Hoagy Cunningham, Aidan Ewart, Logan Riggs, Robert Huben, and Lee Sharkey. Sparse autoencoders find highly interpretable features in language models. *arXiv preprint arXiv:2309.08600*, 2023.
- Guy Dar, Mor Geva, Ankit Gupta, and Jonathan Berant. Analyzing Transformers in Embedding Space, December 2023. URL <http://arxiv.org/abs/2209.02535>. arXiv:2209.02535 [cs].
- Alexander Yom Din, Taelin Karidi, Leshem Choshen, and Mor Geva. Jump to conclusions: Short-cutting transformers with linear transformations. *arXiv preprint arXiv:2303.09435*, 2023.
- Jacob Dunefsky, Philippe Chlenski, and Neel Nanda. Transcoders find interpretable llm feature circuits. *arXiv preprint arXiv:2406.11944*, 2024.
- Nelson Elhage, Tristan Hume, Catherine Olsson, Nicholas Schiefer, Tom Henighan, Shauna Kravec, Zac Hatfield-Dodds, Robert Lasenby, Dawn Drain, Carol Chen, Roger Grosse, Sam McCandlish, Jared Kaplan, Dario Amodei, Martin Wattenberg, and Christopher Olah. Toy Models of Superposition.
- Leo Gao, Tom Dupré la Tour, Henk Tillman, Gabriel Goh, Rajan Troll, Alec Radford, Ilya Sutskever, Jan Leike, and Jeffrey Wu. Scaling and evaluating sparse autoencoders. *arXiv preprint arXiv:2406.04093*, 2024.
- Atticus Geiger, Hanson Lu, Thomas Icard, and Christopher Potts. Causal abstractions of neural networks. *Advances in Neural Information Processing Systems*, 34:9574–9586, 2021.
- Mor Geva, Avi Caciularu, Kevin Ro Wang, and Yoav Goldberg. Transformer feed-forward layers build predictions by promoting concepts in the vocabulary space. *arXiv preprint arXiv:2203.14680*, 2022.
- Asma Ghandeharioun, Avi Caciularu, Adam Pearce, Lucas Dixon, and Mor Geva. Patchscopes: A Unifying Framework for Inspecting Hidden Representations of Language Models, January 2024a. URL <http://arxiv.org/abs/2401.06102>. arXiv:2401.06102 [cs].
- Asma Ghandeharioun, Ann Yuan, Marius Guerard, Emily Reif, Michael A Lepori, and Lucas Dixon. Who’s asking? user personas and the mechanics of latent misalignment. *arXiv preprint arXiv:2406.12094*, 2024b.
- Peter Hase, Mohit Bansal, Been Kim, and Asma Ghandeharioun. Does localization inform editing? surprising differences in causality-based localization vs. knowledge editing in language models. *Advances in Neural Information Processing Systems*, 36, 2024.
- Evan Hernandez, Belinda Z Li, and Jacob Andreas. Inspecting and editing knowledge representations in language models. *arXiv preprint arXiv:2304.00740*, 2023a.
- Evan Hernandez, Arnab Sen Sharma, Tal Haklay, Kevin Meng, Martin Wattenberg, Jacob Andreas, Yonatan Belinkov, and David Bau. Linearity of relation decoding in transformer language models. *arXiv preprint arXiv:2308.09124*, 2023b.
- Adam Karvonen, Benjamin Wright, Can Rager, Rico Angell, Jannik Brinkmann, Logan Smith, Claudio Mayrink Verdun, David Bau, and Samuel Marks. Measuring Progress in Dictionary Learning for Language Model Interpretability with Board Game Models, July 2024. URL <http://arxiv.org/abs/2408.00113>. arXiv:2408.00113 [cs].
- Kenneth Li, Aspen K Hopkins, David Bau, Fernanda Viégas, Hanspeter Pfister, and Martin Wattenberg. Emergent world representations: Exploring a sequence model trained on a synthetic task. *arXiv preprint arXiv:2210.13382*, 2022.

- Tom Lieberum, Senthoran Rajamanoharan, Arthur Conmy, Lewis Smith, Nicolas Sonnerat, Vikrant Varma, János Kramár, Anca Dragan, Rohin Shah, and Neel Nanda. Gemma scope: Open sparse autoencoders everywhere all at once on gemma 2. *arXiv preprint arXiv:2408.05147*, 2024.
- Johnny Lin and Joseph Bloom. Neuronpedia: Interactive reference and tooling for analyzing neural networks, 2023. URL <https://www.neuronpedia.org>. Software available from neuronpedia.org.
- Aleksandar Makelov, George Lange, and Neel Nanda. Towards principled evaluations of sparse autoencoders for interpretability and control. *arXiv preprint arXiv:2405.08366*, 2024.
- Samuel Marks and Max Tegmark. The geometry of truth: Emergent linear structure in large language model representations of true/false datasets. *arXiv preprint arXiv:2310.06824*, 2023.
- nostalgebraist. interpreting GPT: the logit lens. URL <https://www.lesswrong.com/posts/AcKRB8wDpdaN6v6ru/interpreting-gpt-the-logit-lens>.
- Chris Olah, Nick Cammarata, Ludwig Schubert, Gabriel Goh, Michael Petrov, and Shan Carter. Zoom in: An introduction to circuits. *Distill*, 2020. doi: 10.23915/distill.00024.001. <https://distill.pub/2020/circuits/zoom-in>.
- Nina Panickssery, Nick Gabrieli, Julian Schulz, Meg Tong, Evan Hubinger, and Alexander Matt Turner. Steering Llama 2 via Contrastive Activation Addition, July 2024. URL <http://arxiv.org/abs/2312.06681>. arXiv:2312.06681 [cs].
- Kiho Park, Yo Joong Choe, and Victor Veitch. The linear representation hypothesis and the geometry of large language models. *arXiv preprint arXiv:2311.03658*, 2023.
- Alec Radford, Jeffrey Wu, Rewon Child, David Luan, Dario Amodei, Ilya Sutskever, et al. Language models are unsupervised multitask learners. *OpenAI blog*, 1(8):9, 2019.
- Senthoran Rajamanoharan, Arthur Conmy, Lewis Smith, Tom Lieberum, Vikrant Varma, János Kramár, Rohin Shah, and Neel Nanda. Improving dictionary learning with gated sparse autoencoders. *arXiv preprint arXiv:2404.16014*, 2024a.
- Senthoran Rajamanoharan, Tom Lieberum, Nicolas Sonnerat, Arthur Conmy, Vikrant Varma, János Kramár, and Neel Nanda. Jumping ahead: Improving reconstruction fidelity with jumprelu sparse autoencoders. *arXiv preprint arXiv:2407.14435*, 2024b.
- Nina Rimsky, Nick Gabrieli, Julian Schulz, Meg Tong, Evan Hubinger, and Alexander Matt Turner. Steering llama 2 via contrastive activation addition. *arXiv preprint arXiv:2312.06681*, 2023.
- Gemma Team, Morgane Riviere, Shreya Pathak, Pier Giuseppe Sessa, Cassidy Hardin, Surya Bhatipatiraju, Léonard Hussenot, Thomas Mesnard, Bobak Shahriari, Alexandre Ramé, et al. Gemma 2: Improving open language models at a practical size. *arXiv preprint arXiv:2408.00118*, 2024.
- Adly Templeton, Tom Conerly, Jonathan Marcus, Jack Lindsey, Trenton Bricken, Brian Chen, Adam Pearce, Craig Citro, Emmanuel Ameisen, Andy Jones, Hoagy Cunningham, Nicholas L Turner, Callum McDougall, Monte MacDiarmid, C. Daniel Freeman, Theodore R. Sumers, Edward Rees, Joshua Batson, Adam Jermyn, Shan Carter, Chris Olah, and Tom Henighan. Scaling monosemanticity: Extracting interpretable features from claude 3 sonnet. *Transformer Circuits Thread*, 2024. URL <https://transformer-circuits.pub/2024/scaling-monosemanticity/index.html>.
- Hugo Touvron, Louis Martin, Kevin Stone, Peter Albert, Amjad Almahairi, Yasmine Babaei, Nikolay Bashlykov, Soumya Batra, Prajwal Bhargava, Shrutvi Bhosale, et al. Llama 2: Open foundation and fine-tuned chat models. *arXiv preprint arXiv:2307.09288*, 2023.
- Jesse Vig, Sebastian Gehrmann, Yonatan Belinkov, Sharon Qian, Daniel Nevo, Yaron Singer, and Stuart Shieber. Investigating gender bias in language models using causal mediation analysis. *Advances in neural information processing systems*, 33:12388–12401, 2020.
- Martin Wattenberg and Fernanda B Viégas. Relational composition in neural networks: A survey and call to action. *arXiv preprint arXiv:2407.14662*, 2024.

Fred Zhang and Neel Nanda. Towards best practices of activation patching in language models: Metrics and methods. *arXiv preprint arXiv:2309.16042*, 2023.

A APPENDIX

A.1 ADDITIONAL IMPLEMENTATION DETAILS: INTERVENTION HYPERPARAMETER α

When intervening on z to get z' with Logit Lens, Tuned Lens, and SAEs, we set $z'_i = \alpha * \max(z)$. For probing and steering vectors, $\hat{x}' = x + \alpha * v$, where v is the steering vector or the weights of the linear probe. Note that α is a hyperparameter that must be tuned for each method and model, and thus cannot be used to compare the effects of interventions across methods. We record the values of α used in our experiments in Table 2.

Table 2: .

| Method | GPT2-small Layer 9 | Gemma2-2b Layer 20 | Llama2-7b Layer 18 |
|------------------|---------------------------|---------------------------|-------------------------|
| Logit Lens | [50, 70, 90, 110, 130] | [100, 130, 160, 200, 230] | [0.5, 3, 7, 11, 15, 19] |
| Tuned Lens | [20, 25, 30, 35, 40] | – | [1, 7, 11, 15, 19, 23] |
| SAEs | [3, 4, 5, 6] | [1, 2, 3, 4, 5] | – |
| Probing | [150, 200, 250, 300, 350] | [200, 250, 300, 350] | [10, 90, 110, 130, 150] |
| Steering Vectors | [2, 4, 6, 8, 10] | [3, 4, 5, 6] | [0.5, 3, 4, 5, 6] |

A.2 ADDITIONAL IMPLEMENTATION DETAILS: SAE FEATURES

As described in Section 4.1, we use the sparse autoencoders hosted on SAELens and find the relevant features with Neuronpedia’s exploration and search tools. We document all of the features we consider for each intervention topic in Table 3. Note that for some specified intervention topics, an exact feature match does not exist for the GPT or Gemma SAEs. As such, we either exclude that topic or consider the closest-related topic (such as “instruction related to yoga poses and their benefits” when what we would like is “references to yoga”). Many of these imperfect features still yield reasonable intervention success rates.

Table 3: .

| Intervention Feature | GPT2-small Layer 9 Feature | GPT2-small SAE Layer 9 Name | Gemma2-2b Layer 20 Feature | Gemma2-2b SAE Layer 20 Feature Label |
|-------------------------|----------------------------------|---|----------------------------------|---|
| San Francisco | 11233 | “mentions of the city of San Francisco” | 3124 | “references to San Francisco and related locations” |
| New York | 5831 | “references to the city of New York” | 3761 | “specific place names and geographical locations in New York” |
| beauty | 1805 | “words related to beauty or aesthetic appreciation” | 485 | “instances of the word “beauty” in various contexts” |
| football | – | – | 11252 | “references to football and baseball contexts” |
| pink | 2415 | “mentions of the word “Pink.”” | 13703 | “references to the color pink and its various associations” |
| dogs | 12435 | “mentions of dogs or dog-related terms” | 12082 | “references to dog behavior and interactions” |
| yoga | – | – | 6310 | “instructions related to yoga poses and their benefits” |
| chess | 21685 | “mentions of the game of chess” | 13419 | “elements within the context of chess” |
| snow | 5053 | “references to snow-related terms” | 13267 | “references to snow and related terms” |
| coffee | 23472 | “references to coffee-related words” | 15907 | “references to coffee and related cafés or establishments” |

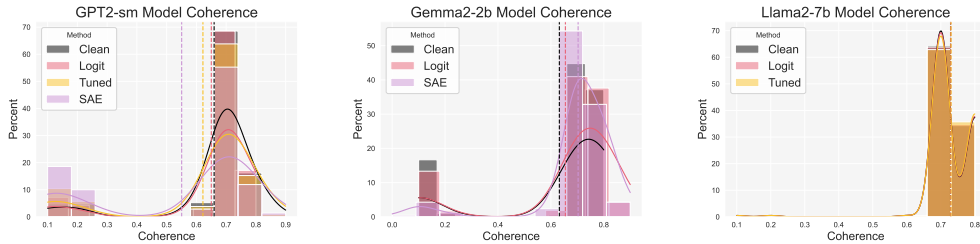


Figure 7: Histogram of coherence scores for clean model outputs (Clean) and for the models where x is replaced by \hat{x} without any intervention for Logit Lens, Tuned Lens, and SAEs. Dashed lines show the mean for each distribution.

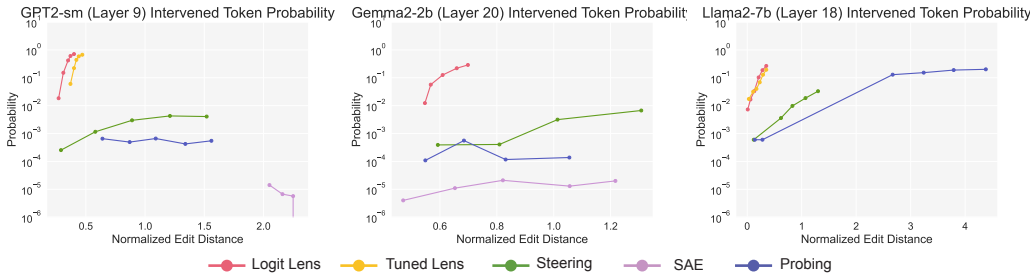


Figure 8

A.3 ADDITIONAL EVALUATIONS: COHERENCE OF METHOD OUTPUTS WITHOUT INTERVENTION

We measure the coherence of the outputs produced by replacing x with \hat{x} , as shown in Appendix Figure 7, which we can compare to the baseline of the clean model outputs (labelled ‘Clean’ and shown in black). We find that the coherence of the outputs generated by the reconstructed latents generally matches the coherence of the clean model outputs. We use a deviation of ± 1 around the mean of clean output coherence scores as a threshold for future evaluations, shown in the dashed lines.

A.4 ADDITIONAL METRICS: INTERVENED TOKEN PROBABILITY

Please see Section 3.2 for more details. We measure the probability assigned to tokens relating to feature i when intervening on feature i . As such, even if a model’s output does not directly reflect interventions made to z'_i due to sampling, we can measure if increasing the activation of feature i results in any change to the model’s output at all. We refer to this metric as **Intervened Token Probability**. Importantly, both of these metrics can be thought of as measuring the causality of the features highlighted by explanations.

Results for Intervened Token Probability are shown in 8, where we see that intervention with all methods across all models increases the probability of intervention-related tokens, even if the intervention does not succeed. We also note that there is a significant difference between the order of magnitude of the intervened token probability for sparse autoencoders, around $10e^{-5}$ and the rest of the methods, which range from $10e^{-4}$ to 0.5.

A.5 ADDITIONAL METRICS: PERPLEXITY

As described in Section 3.2, we evaluate the perplexity of the intervened generated text to measure the utility of interpretability methods for targeted intervention in 9. We measure this perplexity with respect to a stronger language model than the one studied, in this case with Llama3.1-8b.

We find that the results for perplexity are generally unintuitive and do not align with the results for coherence. We hypothesize that perplexity is not a useful measure when text is extremely out-of-distribution with respect to normal text, and in particular when the text is highly repetitive. For example, if the same token is repeated 20 times, we (and other language models) might assume that the next 20 tokens would also be the same, resulting in a low perplexity even if the quality of the text is poor. As such, we do not consider these results to be particularly meaningful or significant.

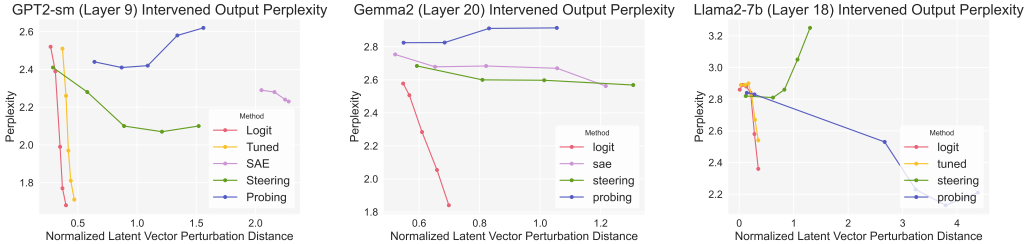


Figure 9

A.6 INTERVENTION EFFICACY ACROSS MODEL DEPTH

In order to ensure the generalizability of the above results across layer depths, we repeat all experiments for each layer of GPT2-small, as shown in Figure 10. However, due to some sparse auto-encoder features only existing in some layers, we could only consider intervention topics { ‘beauty’, ‘coffee’, ‘dogs’ }. We hold the hyperparameter α that controls for intervention “strength” constant across all layers. Note that this is NOT equivalent to holding the normalized edit distance constant, as shown in the rightmost plot.

We find that layer depth seems to have minimal effect for SAEs and probing, with the exception of the first and last layers. For steering vectors, we observe a modest increase in intervention success rate with increased layer depth and a much more drastic increase in the success rate at later layers for Logit Lens and Tuned Lens. However, as we increase α significantly, we find that the curves for all three methods on intervention rate shift left until the pass rate is approximately 1 at all layers. Intuitively, this makes sense, as any edits to the residual stream at layer 0 will affect the residual stream at later layers. We note that these results highlight the need to tune the intervention strength for each method, each model, and each layer - limiting their ease of use.

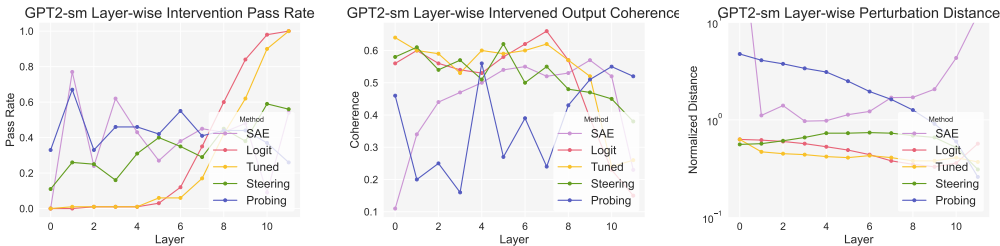


Figure 10: layers

A.7 ADDITIONAL EXAMPLE OUTPUTS

We present additional examples of the output text for all intervention methods in Figures 11 and 12 for qualitative evaluation of intervention on the feature ‘coffee’ and ‘San Francisco’. Examples for the “Optimal intervention strength” (left column) were randomly chosen from the outputs where intervention succeeded and coherence was still relatively high. Examples for “Excessive Intervention” were randomly chosen from the outputs of the highest intervention strength tested (right column). Please see Section 4.4 for more.

