

AdaSociety: An Adaptive Environment with Social Structures for Multi-Agent Decision-Making

Yizhe Huang^{*2,1} Xingbo Wang^{*†2} Hao Liu^{†3} Fanqi Kong^{2,1} Aoyang Qin^{4,1}
Min Tang^{5,1} Song-Chun Zhu^{1,2} Mingjie Bi¹ Siyuan Qi¹ Xue Feng^{✉1}

¹State Key Laboratory of General Artificial Intelligence, BIGAI ²Peking University
³New York University ⁴Tsinghua University ⁵University of Science and Technology of China
szhyz@pku.edu.cn, jacksimbol@stu.pku.edu.cn, fengxue@bigai.ai

Abstract

Traditional interactive environments limit agents’ intelligence growth with fixed tasks. Recently, single-agent environments address this by generating new tasks based on agent actions, enhancing task diversity. We consider the decision-making problem in multi-agent settings, where tasks are further influenced by social connections, affecting rewards and information access. However, existing multi-agent environments lack a combination of adaptive physical surroundings and social connections, hindering the learning of intelligent behaviors. To address this, we introduce *AdaSociety*, a customizable multi-agent environment featuring expanding state and action spaces, alongside explicit and alterable social structures. As agents progress, the environment adaptively generates new tasks with social structures for agents to undertake. In *AdaSociety*, we develop three mini-games showcasing distinct social structures and tasks. Initial results demonstrate that specific social structures can promote both individual and collective benefits, though current reinforcement learning and LLM-based algorithms show limited effectiveness in leveraging social structures to enhance performance. Overall, *AdaSociety* serves as a valuable research platform for exploring intelligence in diverse physical and social settings. The code is available at <https://github.com/bigai-ai/AdaSociety>.

1 Introduction

Classic learning environments [55, 41, 9, 42, 34] have agents trained in small and stationary worlds, which hinders the improvement of agents’ intelligence. The learning process stagnates once the environments can no longer provide novel data for agents’ explorations. Additionally, agents trained on a fixed task set may suffer from a loss of generalization ability [13]. Single-agent environments [18, 25, 61] set out to solve this problem by constructing adaptive environments that continuously generate new tasks based on agent actions, providing a multitudinous task set.

In multi-agent settings, however, the task set is determined by not only physical surroundings but also social connections among agents. Social connections dramatically impact agents’ decision-making by shaping their reward structures and information access [20], and different social structures endow the environments with radically different research problems. For example, centralized scenarios focus on issues like credit assignment and consensus establishment [21, 44], while decentralized settings require agents to address opponent modeling issues and non-stationarity [3, 21, 29, 33].

*Equal contribution. † This work was conducted while XW and HL were interns at BIGAI. ✉Corresponding author.

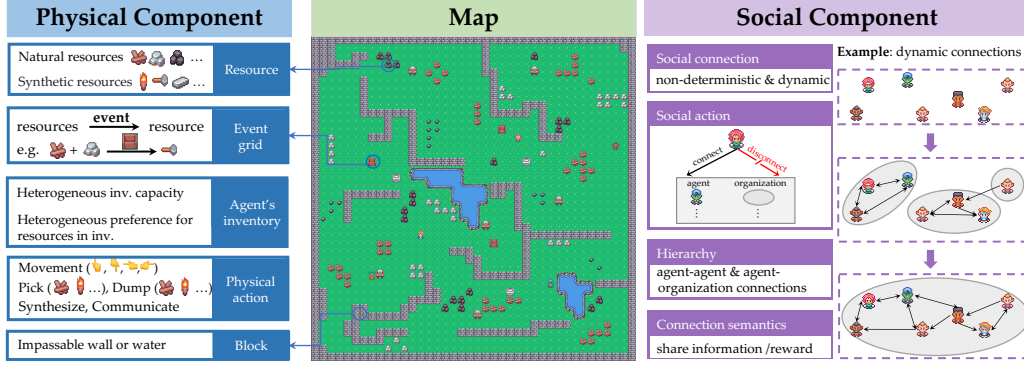


Figure 1: An overview of *AdaSociety*, composed of physical component and social component. **Physical Component** consists of diverse resources and events on the map and heterogeneous agents’ inventories. **Social Component** describes the adaptive connections between agents and organizations, which shape information access and reward structure. Agents take social actions to alter their social connections. As shown in the rightmost flowchart, agents are initially independent and can establish individual connections (edges between nodes) and form groups (gray ovals).

What makes the problem even more challenging is that social connections are not predefined but adaptive, which means there’s a dynamical interplay between the topology of social connections and agents’ states [23]. The adaptive nature of social connections and physical surroundings requires agents to learn continuously, reason about other agents’ policies, and balance between physical explorations and establishing social connections. While contemporary multi-agent decision-making environments [6, 2, 53, 66, 48] have achieved great progress in stimulating and testing capabilities of learning algorithms in fixed task sets, they fail to generate new tasks by concurrently considering expanding physical surroundings and adaptive social connections.

To bridge this gap, we propose *AdaSociety*, a multi-agent environment with massive and diverse tasks generated by adaptive social connections and expanding physical surroundings, which are influenced by agents’ behavior. In particular, to the best of our knowledge, *AdaSociety* first introduces social states (expressed as a multi-layer directed graph) to explicitly and quantitatively describe the adaptive and dynamic connections between entities, including agents and emerged organizations. This greatly enriches the diversity of tasks, supporting the establishment of stable and long-term relations between entities and the quantitative study of social intelligence, like coalition formation and the emergence of hierarchy. In such an environment, agents need to balance the exploration of physical surroundings and the alteration of social connections, leading to multiple possible victory paths and significant decision-making challenges. To stimulate algorithm design and theoretical analysis in *AdaSociety*, we provide a formulation of the multi-agent decision-making problems, named *Growing-MG* (Sec. 3).

AdaSociety serves as a platform for researchers to customize the environment for diverse research needs. Specifically, a set of fundamental elements and mechanisms can be used, and interfaces are provided to set environment attributes and hyper-parameters. Moreover, *AdaSociety* exhibits its characteristics by offering three mini-games, where both tensor- and LLM-based methods are tested.

In summary, this paper makes three contributions. 1) We introduce a novel multi-agent general-sum environment featuring expanding physical surroundings and adaptive social connections. 2) We offer a customizable environment with three built-in mini-games, supporting both tensor- and LLM-based methods. 3) We implement RL and LLM methods in these mini-games and provide preliminary results, laying the groundwork for further research in this environment.

2 Environment

2.1 Basic Components

The key components of *AdaSociety* (Fig. 1) include the physical component, composed of resources, events, and agents’ inventories, and the social component describing connections between agents and organizations. Agents can observe and act to modify both physical and social states.

2.1.1 Physical Component

Resource and Event Resources are natural or synthetic. Natural resources scatter randomly on the map. Some natural resources are visible to everyone while others can only be seen when an agent has specific resources in its inventory. For example, only the agent possessing a hammer can observe coal. When agents with specific resources in their inventories stand on an event grid and take the ‘synthesize’ action, one unit of new resource is synthesized. Synthetic resources will be automatically placed into agents’ inventories. These resources and events can be systematically described as a synthesis tree (see Fig. 4). Importantly, agents are unaware of this synthesis tree. They gradually learn the tree through interaction with the environment. Resources, event grids, and agents are initialized in random locations on the map for every episode. While there are existing 3D benchmark environments focusing on perception challenges, our research centers on the domain of multi-agent decision-making. To this end, the map is intentionally crafted in a 2D symbolic format.

Agent’s Inventory Every agent has an inventory with maximal capacities of every resource, implying skill diversity. For example, an agent with a 0 capacity for hammers cannot possess hammers and observe coal. Agents can collect resources from the map into their inventories and dump resources on the map. Agents’ rewards are attached to the resources in their inventories, while they exhibit heterogeneity in resource preferences. Specifically, for agent i , the reward of resource ρ is $R_i(\rho) = m_i^\rho \cdot h_i(\rho) \cdot \bar{r}^\rho$, where m_i^ρ is the amount of resource ρ in i ’s inventory, $h_i(\rho) \in \mathbb{R}$ represents i ’s preference for ρ , \bar{r}^ρ is the objective reward of a unit of ρ (see details in Sec. A.1).

2.1.2 Social Component

The social component explicitly exhibits the connections between agents or organizations. These connections drastically influence multi-agent decision-making by affecting agents’ accessible information and reward structures. Centralization and its complete opposite, decentralization, can be seen as two typical connection structures, presenting very different decision-making problems. *AdaSociety* supports adaptive connections, with corresponding interactions being modeled as general-sum games. *AdaSociety* considers not only the connections between agents but also the subordinate connections between agents and organizations established autonomously by agents. This makes hierarchical connections possible. Agents take social actions to change social states, like connecting or disconnecting with someone. Fig. 1 illustrates evolving connection structures, from fully independent agents to sparsely connected agents with several non-overlapping small groups, and finally to a unified large group. On the other hand, as a customized environment, *AdaSociety* also supports users to predefine and/or fix social connections for their specific research problems. The semantics of connections are diverse, which can be reward sharing, information sharing, or division of labor between involved agents. *AdaSociety* supports that agents negotiate their connection semantics (Sec. 4).

To maintain consistency with the physical component, we refer to these connections between agents and organizations as social states, which are expressed as a multi-layer directed graph (Sec. 3). Social states explicitly and quantitatively express relations between agents or organizations. For example, the cooperation level of two agents can be measured by the frequency of connections between them. Moreover, the combination of social states with successive tasks in *AdaSociety* supports the establishment of stable and long-term relations and the study of social intelligence, like coalition formation and the emergence of hierarchy.

2.1.3 Observation and Action

Observation Each agent navigates with a partially observable window, reaching o grids in the four cardinal directions of its current position. Agents can get their own inventory states of collected resources, but not those of co-players. The social states of all the agents are accessible to everyone.

Action Action space consists of social actions and physical actions. Social actions aim to build and break connections with others, including other agents or organizations. Connections are directional. If agent i connects to agent j , but not vice versa, i shares its information or reward with j , but gets nothing from j . Physical actions include movement, picking and dumping specific resources, synthesizing resources on corresponding event grids, and communicating with someone. Newly synthesized resources enrich picking and dumping actions and the action space.

Table 1: Comparison with existing environments. *AdaSociety* is unique for its adaptive connections between entities and expanding game spaces.

Environment	Multi-agent	Dynamic Spaces	Adaptive Connection	Imperfect Information	Comm.	Multi-task	General Sum	Tensor & LLM
AI Economist[66]	✓	✗	✗	✓	✗	✗	✓	✗
Boat Race[2]	✓	✗	✓	✗	✗	✓	✓	✗
Crafter[25]	✗	✓	✗	✓	✗	✓	✗	✗
Diplomacy[6]	✓	✗	✗	✗	✓	✗	✓	✓
Melting Pot[2]	✓	✗	✗	✓	✗	✓	✓	✗
MineDojo[18]	✗	✓	✗	✓	✗	✓	✗	✓
Neural MMO[53]	✓	✗	✗	✓	✓	✓	✗	✗
Overcooked[11]	✓	✗	✗	✗	✗	✓	✗	✗
SMAC[48]	✓	✗	✗	✓	✗	✗	✓	✗
Xland[54]	✓	✓	✗	✓	✗	✓	✓	✗
<i>AdaSociety</i>	✓	✓	✓	✓	✓	✓	✓	✓

2.2 Evaluation Metrics

AdaSociety provides diverse metrics to evaluate the performances of agents and organizations including **Individual reward**, **Fairness score**, **Completion rate**, and **Average degree** and **Maximum degree** of the social network. Definitions and details of the metrics are discussed in Sec. A.5.

2.3 Environment Characteristics

There are various characteristics of *AdaSociety* that make it novel (see Tab. 1). *AdaSociety* is a **multi-agent** decision-making environment, which provides both mini-games for specific research problems and a **customizable** platform to researchers (see details in Sec. A.4). Agents **dynamically connect** with other agents or organizations and autonomously **communicate** to negotiate the semantics of connections, making the emergence of hierarchical social structure and diverse social intelligence possible. With these dynamic and non-deterministic connections, friends may become foes, and vice versa. Thus, the interactions between agents can be modeled as **general-sum games**, where cooperation coexists with competition. Agents navigate this playground with a **partially observable** window centered on their current position. The state and action spaces of *AdaSociety* **dynamically expand**, adapting to agents’ (physical and social) behavior. That generates **massive and diverse tasks**, supporting an evaluation of agents’ abilities in multiple aspects. *AdaSociety* is **friendly to LLM- and tensor-based agents**. We evaluate state-of-the-art RL methods and LLMs in Sec. 5. In addition, we want to stress that the **mutual adaptation between agents and *AdaSociety***, which generates a variety of successive tasks and multiple possible victory paths. Achieving success in *AdaSociety* requires a balance between the exploration of physical components and the alteration of social connections (see Fig. 5). Agents continually learn policies to efficiently explore and achieve goals in *AdaSociety*. Meanwhile, agents’ (physical and social) behavior will affect the dynamics of *AdaSociety*. Synthesizing new resources will gradually expand *AdaSociety*’s physical state space and the corresponding physical action space, transition function, and reward function. Updated social states will reshape agents’ observation and reward structures. Thus, tasks and task sequences are influenced by agents’ behavior and social states, not sampled according to some predefined distribution of tasks. That is to say, *AdaSociety* adapts its tasks and task sequences to agents. Mutual adaptation provides exceptionally massive and diverse complex tasks. The stochasticity and non-stability of *AdaSociety* produce various environment dynamics. Agents need to keep learning to adapt to changing situations.

2.4 Research Challenges

As an adaptive multi-agent environment, *AdaSociety* provides a comprehensive platform that presents plenty of research challenges. The adaptive and dynamic characteristics of the physical and social components bring challenges mainly lying in the intricate and unpredictable interactions between agents. Through multi-dimensional **exploration**, agents learn the ability of dynamic environmental **adaptation** and engage in **communication**-enabled interactions. Meanwhile, agents may develop

social cognition and utilize this information to conduct **collective reasoning**, which may result in the **emergence** of various behaviors. Details of these challenges are stated in Appendix B.

3 Formulation

We now provide a comprehensive definition and analysis of the *Growing-MG with a social structure*, which are general enough to encompass all the research challenges mentioned above. Three concrete scenarios will be instantiated in next section.

The predominant model in multi-agent sequential decision-making is the Markov Game (MG)[37]. However, a significant limitation of MG is the assumption of constant state and action spaces and unchanged Markovian transitions or rewards, ensuring convergence to some classical solutions such as global optimality or Nash equilibrium[4, 57]. To address dynamic state and action spaces, we introduce two new structures, *Monotonic-MG-bundle* and *Growing-MG* as below. A Growing-MG yields a multi-agent non-stationary decision-making framework. At time step t , with state s_t and action a_t , the Monotonic-MG-bundle produces $S_{t+1}, A_{t+1}, T_{t+1}, R_{t+1} = \beta(s_t, a_t)$, forming one new MG instance. This framework differs from time-varying games[10, 64, 5], which only model payoff matrix dependent on past actions. On the other hand, both the transition probability and reward function in Growing-MG will evolve triggered with some certain transitions. For simplicity, we denote all possible transition and reward functions on arbitrary state and action space S, A , as $\mathcal{T}(S, A) = \{T|T : S \times A \rightarrow S\}$ and $\mathcal{R}(S, A) = \{R|R : S \times A \rightarrow \mathbb{R}\}$ and the largest possible spaces supported by the environment as universal state space S_w and action space A_w .

Definition 1. A *base-MG* is a tuple $\mathcal{MG}_b = \langle \mathcal{I}, S_b, A_b, T_b, R_b, \rho, \gamma \rangle$, where $\mathcal{I} = \{1, \dots, I\}$ is a set of agents; $S_b = \{S_b^1, \dots, S_b^I\}$ and $A_b = \{A_b^1, \dots, A_b^I\}$ is the state space and action space of all agents; $T_b : S_b \times A_b \times S_b \mapsto [0, 1]$ and $R_b : S_b \times A_b \mapsto \mathbb{R}^I$ is the transition and reward function; $\rho : S_b \mapsto [0, 1]$ is the initial state distribution and γ is the temporal discount factor.

Definition 2. A *Monotonic-MG-bundle* upon a base-MG \mathcal{MG}_b within the universal state and action space $S_w = \{S_w^1, \dots, S_w^I\}, A_w = \{A_w^1, \dots, A_w^I\}$ is a map $\beta : S_t \times A_t \rightarrow \{S_{t+1}, A_{t+1}, T_{t+1}, R_{t+1} | S_b^i \subseteq S_t^i \subseteq S_{t+1}^i \subseteq S_w^i, A_b^i \subseteq A_t^i \subseteq A_{t+1}^i \subseteq A_w^i, T_{t+1} \in \mathcal{T}(S_{t+1}, A_{t+1}), R_{t+1} \in \mathcal{R}(S_{t+1}, A_{t+1})\}$.

Definition 3. A *Growing-MG* upon a base-MG \mathcal{MG}_b within the universal state and action space S_w, A_w is a tuple $\mathcal{MG}_g = (\mathcal{MG}_b, \beta)$.

Conceptually, each alteration in the state and action space represents a distinct stage where interrelationships among agents should also change. Inspired by research in complex systems like social sciences and economics [15, 52, 14], we propose enhancing the Growing-MG framework with a multilayer graph structure [26] $\mathcal{G} = (\mathcal{V}, \mathcal{E}, \mathcal{C})$ (see Fig. 6). \mathcal{C} is a set of layers, and \mathcal{V} is the set of nodes in all layers. \mathcal{E} is the set of edges existing between nodes in one layer or neighboring layers. We start with a non-interconnected multiplex system of networks $\{\mathcal{G}^1, \mathcal{G}^2, \dots, \mathcal{G}^{|\mathcal{C}|}\}$, where each layer c consists of a node set \mathcal{V}^c and an edge set \mathcal{E}^c , represented by an adjacency matrix A_{ij}^c with $i, j \in \{1, \dots, |\mathcal{V}^c|\}$. Nodes in the first layer represent agents in Growing-MG, while higher layers represent groups and hierarchies of groups. To delineate relationship between nodes in neighboring layers such as agent-group membership, we introduce inter-layer connectivity using an adjacency matrix $A_{ij}^{c,c+1}$ with $i \in \{1, \dots, |\mathcal{V}^c|\}$ and $j \in \{1, \dots, |\mathcal{V}^{c+1}|\}$. This representation models both static and time-varying networks, as inter-layer and intra-layer connectivity evolves with agents' behavior, distinguishing it from existing multi-agent frameworks that predetermine interactions through reward structures[46, 62]. Finally, we note that both the environmental and social states within the framework can be extended to include observational information[38, 39], thereby further enhancing the framework's generality and practical relevance.

4 Mini-games

To provide a comprehensive benchmark and illustrate the characteristics of *AdaSociety*, we propose a set of mini-games (Fig. 2). The three mini-games are arranged in ascending order of the complexity of decision-making. *Social structure*, prescribing agents' partners and connection semantics, evaluates agents' ability to adapt to the changeable social structure. *Contract* predefines connection semantics, where agents need to select partners while learning coordination with various co-players.

In *Negotiation*, agents independently select partners, determine the reward distribution plan with their partners, and behave under the negotiated relationship. All of the three mini-games share the same physical component (Sec. 5.1), which contains a part of the synthesis tree. The following text provides a detailed description of the social components of *Social structure*, *Contract*, *Negotiation*. To show the full complexity of our physical components, another mini-game *Exploration*, which contains all built-in resources and events, is introduced in Sec. C.2.

Social Structure. The explicit representation of *social structure* allows dynamic changes as agents interact with the environment. Pre-defined rules for structure change could be designed to compel agents to alter their social relationships while interacting with the environment. We implement structure change at certain steps: when step t reaches T_1, T_2, \dots , the social structures are modified to $\mathcal{G}_1, \mathcal{G}_2, \dots$, respectively. Different categories of social structures are stated in Sec. C.1. This forces agents to learn policies to adapt to the changing social environment.

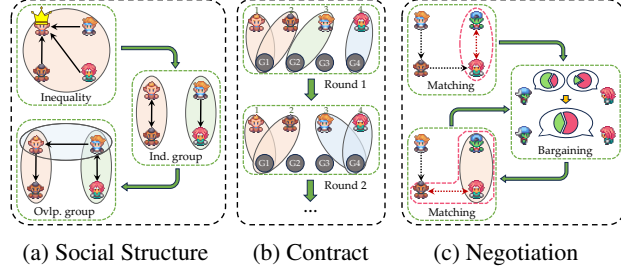


Figure 2: Overview of three mini-games.

Contract. The environment is divided into two stages: the contract formation stage for determining social connections and the physical interaction stage to interact with the physical component and co-players with determined social connections. The contract formation stage lasts for cN time steps, where c is a positive integer and N is the number of agents, while the physical interaction stage has a duration of T . Therefore, the total duration of each episode is $cN + T$. Before the contract formation stage ($0 \leq t < cN$), an order (i_1, i_2, \dots, i_N) is randomly sampled. At time t , agent i_k , where $k = t \bmod N$, takes social action, selecting a group node $v_g \in V_g$ to connect. An agent can connect with only one group node. Agents within the same group are considered to have formed a contract to share rewards. In the physical interaction stage ($t \geq cN$), all agents act synchronously within the physical component, and the rewards received are equally divided among the agents within the same group.

Negotiation. The game has a negotiation stage followed by a physical stage. In negotiation, agents seek cooperation by selecting an opponent and sending him a request. After mutual requests, agents bargain by exchanging proposals until agreement or breakup. In the bargaining session, agents i and j take turns to perform one of the three actions: (i) PROPOSE a new scheme (w_i, w_j) s.t. $w_i + w_j = 1$, where w_i and w_j represent the partition of rewards obtained by i and j respectively in the physical stage. (ii) ACCEPT the proposal from one's opponent and form a new group (coalition). (iii) DECLINE the proposal and end this session without any commitment. Once a new group is formed, the cooperative relationship between i and j represented by edge \mathcal{E}_{ij} with a payoff distribution (w_i, w_j) is established. Later, when i or j seeks to negotiate with others, it represents the group $\{i, j\}$. For example, if i and an out-group agent k reach a new distribution plan $(w_i^{\text{new}}, w_k^{\text{new}})$, then k is regarded as joining $\{i, j\}$ to form a new group $\{i, j, k\}$ with an updated distribution $(w_i \cdot w_i^{\text{new}}, w_j \cdot w_j^{\text{new}}, w_k^{\text{new}})$.

5 Experiments

5.1 Environment Setup

We have designed two physical task settings, featuring different levels of difficulty, for *Social Structure*, *Contract*, and *Negotiation*. The parameters of these tasks are provided in Sec. C.3.

In the Easy task, the environment involves a single event HammerCraft. Within this task, agents are categorized into two types based on their inventory capacity and value preference: carpenters and miners. Carpenters have the ability to gather wood and stone, which they can then use to produce hammers through the HammerCraft event. However, their inventory is limited to holding only one hammer at a time. On the other hand, miners are unable to collect stone, making them incapable of producing hammers. However, miners possess the advantage of being able to store a considerable number of hammers in their inventory. Additionally, hammers held by miners are assigned a higher value compared to those held by carpenters.

In the Hard task, the environment becomes more complex with the inclusion of six resources: wood, stone, hammer, coal, torch, and iron, as well as two events: HammerCraft and TorchCraft. Similar to the Easy task, agents are divided into carpenters and miners. Due to the limited capacity of certain resources, only carpenters can execute HammerCraft to produce hammers, while only miners can execute TorchCraft to produce torches. However, carpenters’ inventories cannot store coal, which requires a hammer to pick up, and miners’ inventories cannot store iron, which requires a torch to pick up. Consequently, in order to maximize group rewards, carpenters and miners should engage in resource exchange, providing the resources they can produce to each other. This collaborative effort ensures that the group can obtain more resources collectively.

5.2 Baseline Methods

We use several deep reinforcement learning algorithms as baselines. *Proximal Policy Optimization (PPO)* [49] strikes a balance between sample efficiency and policy stability by constraining policy updates using a trust region approach and a clipped surrogate objective. *RecurrentPPO(RecPPO)* uses PPO for training and add LSTM [28] to maintain memories in the network. *Rainbow* [27] is a value-based method that incorporates several key enhancements into the Deep Q-learning framework. *MAPPO* is the multi-agent version of PPO. It learns a critic that takes the global state and other agents’ actions as inputs during training. We employ a convolutional neural network for encoding grid information and a graph convolutional network [32] for encoding social state in all RL methods. The open-source library RLLib [36] is used for RL training.

Additionally, we design a *curriculum learning (CL)* algorithm. It starts with shared rewards to enhance cooperation strategies, then gradually increases social state randomness for learning under different social structures, and finally allows agents to perform social actions to establish their own social state. RecPPO is used for RL training at each stage. We also present a *Large Language Model + rule-based controller (LLM-C)* framework based on GPT-4 [1], which converts environmental information into prompts to query an LLM for high-level plans and then calls a rule-based controller to execute actions based on the generated plan. LLM has been shown to be effective in some single-agent environments, such as MineCraft [59, 56, 58, 67, 60]. The details of the last two algorithms are given in Appendix D.

5.3 Results

5.3.1 Social Structure

In the *Social Structure* mini-game, various static and dynamic social structures are tested to evaluate baseline algorithms. Detailed results are presented in Appendix E. Here, we discuss the result of one **Dynamic** scenario, where the social structure starts with **Inequality**, then switches to **Independent (Ind.) group** at step 30, and alters to **Overlapping (Ovlp.) group** at step 60.

Fig. 3a presents the reward accumulation as agents take actions with three static-structure scenarios and one dynamic-structure scenario, respectively. The results verify the influence of dynamic change in social structure on agent performance since the **Dynamic** curve resembles the **Inequality** scenario initially but then it drops in later steps and approaches **Ovlp. group** scenario.

Fig. 3b and Fig. 3c illustrate the performance of various learning methods. Some traditional methods, such as PPO, RecPPO, and MAPPO, exhibit similar performance, with MAPPO performing worse due

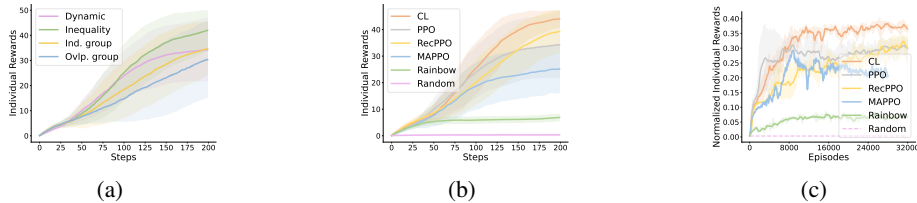


Figure 3: **Dynamic** structure: (a) Individual reward per step with different social structures using 100 samples from PPO-trained policies, (b) Individual reward per step using 100 samples from different policies (c) Learning curves using different learning methods.

Table 2: Average individual reward in *Contract* and *Negotiation*, normalized by the Oracle reward.

		CL	PPO	RecPPO	MAPPO	Rainbow	Random
<i>Con.</i>	Easy	0.9136 \pm 0.0023	0.2286 \pm 0.0003	0.2276 \pm 0.0015	0.2271 \pm 0.0003	0.1987 \pm 0.0127	0.0046 \pm 0.0002
	Hard	0.2773 \pm 0.0466	0.1151 \pm 0.0002	0.1149 \pm 0.0000	0.1137 \pm 0.0005	0.0868 \pm 0.0033	0.0021 \pm 0.0000
<i>Nego.</i>	Easy	0.3543 \pm 0.0229	0.2276 \pm 0.0006	0.2278 \pm 0.0004	0.2147 \pm 0.0001	0.1969 \pm 0.0105	0.0040 \pm 0.0001
	Hard	0.1945 \pm 0.0109	0.1093 \pm 0.0027	0.1107 \pm 0.0019	0.0946 \pm 0.0032	0.0905 \pm 0.0024	0.0020 \pm 0.0001

to the difficulty in learning an effective central critic for heterogeneous agents. Rainbow performs the worst, likely because of its general ineffectiveness in exploration. Curriculum learning demonstrates superior performance by leveraging prior knowledge of different structures to adapt to dynamic scenarios effectively. Additionally, figures in Fig. 3 reveal significant deviations in most tests, regardless of social structures, learning algorithms, or performance metrics. Compared to scenarios without agent groups (Fig. 10a and Fig. 11a), the results indicate that the current algorithms struggle to learn stable policies for scenarios with agent groups.

5.3.2 *Contract*

As depicted in Tab. 2, *Contract* presents a challenge for popular RL methods, as they are stuck in a local equilibrium of completing limited HammerCraft on both tasks (see Fig. 7b), while CL demonstrates notable performance on the Easy tasks and surpasses general RL methods on the Hard tasks. The first curriculum in CL equips the agent with the ability to learn effective policies in the physical realm, and the second curriculum empowers the agent to make informed judgments about different social structures while considering rational physical policies. Ultimately, this knowledge aids CL in selecting an appropriate contract. However, it appears that CL may forget the strategies acquired during the first curriculum, as the reward at the end of the second stage has dropped significantly compared to the end of the first stage (see Tab. 12 for details). This might hamper the performance of CL on the Hard task.

Sharing rewards has been recognized as an effective method for agent groups to acquire cooperative strategies, thereby supporting the feasibility of CL’s approach. Fig. 7c and Fig. 7d also illustrates that. In the case of the Easy task, CL eventually establishes a stable group of three individuals who actively share rewards and form a cooperative alliance. However, it is important to note that the size of the group does not directly correlate with high returns. Rainbow, for instance, frequently forms large groups in both tasks but fails to achieve substantial returns. This outcome primarily stems from inherent limitations in the algorithm’s learning capabilities.

5.3.3 *Negotiation*

Traditional RL methods struggle to enable carpenters and miners to learn to cooperate through negotiation, dumping some tools to increase the benefit of teammates with larger capacities on the physical stage as shown in Tab. 2. This challenge arises from the complexity of coupling the negotiation and physical stages. Once negotiation fails, dumping tools in the subsequent physical stage would substantially reduce the agents’ rewards. Meanwhile, the complex negotiation process exacerbates the convergence problem in multi-agent settings, and agents have the incentive to claim a larger share for themselves to exploit the co-players in bargaining, posing challenges to reaching a consensus agreement. Consequently, in both easy and hard tasks, the average and maximum degrees are low, with most agents opting to complete tasks independently, leading to low completion rates in HammerCraft and even a complete failure in TorchCraft (Fig. 8). In the easy task, miners’ rewards heavily rely on carpenters’ cooperation, which severely compromises fairness. In contrast, by first learning the optimal strategies in physical environments under different social structures, CL can identify structures with higher cooperation degrees as more beneficial, facilitating consensus during negotiation learning and achieving higher group rewards, fairness, and successful TorchCraft. Additionally, we show the Carpenters/Miners (abbreviated as C/M) split ratio when the negotiation stage is done, which is computed by $\sum_{i \in \{\text{Carpenters}\}} w_i / \sum_{i \in \{\text{Miners}\}} w_j$. All results exceed 1, aligning with the intuition that miners are disadvantaged in negotiations as they cannot independently produce the more rewarding hammers.

5.3.4 LLM-C in *AdaSociety*

LLM-C runs three times for each task. Tab. 3 and Tab. 9 presents the quantitative results across various metrics. Benefiting from the embedded commonsense reasoning and social intelligence of LLMs, LLM-C exhibits outstanding performance in all three mini-games, achieving average rewards nearly surpassing all RL-based methods. After being informed of the game rules and the capability differences between carpenters and miners, LLM-C can accurately recognize the importance of cooperation and swiftly form alliances with other players through negotiation or contract. During the physical stage, manually coded controllers complement LLM’s deficiencies in path planning and position judgment, precisely and efficiently realizing the high-level planning generated by the LLM based on the current social structure and physical environment. However, due to common issues with LLMs such as hallucinations, context length limitations, and randomness in outputs, LLM-C does not achieve Oracle performance, and it underperforms compared to CL in *Contract*-Easy, further validating the effectiveness of our proposed CL approach.

Table 3: Average reward of LLM-C across mini-games.

	<i>Social Structure</i>	<i>Contract</i>	<i>Negotiation</i>
Easy	-	0.8433 ± 0.1312	0.8733 ± 0.1116
Hard	0.7894 ± 0.0444	0.6499 ± 0.1716	0.6862 ± 0.1027

6 Related Works

Environments. Several craft-based environments like Malmö [31], Crafter [25], Minedojo [18] and Conan [61] create dynamic state and action spaces that expand with the agent’s exploration, which, however, mainly focuses on single-agent setting. Environments including MAgent [65], XLand [54], and Miniworld [12] provide a set of different and transferrable tasks that build from basic elements, and they are open for customization. Melting Pot [2] contains a set of over 50 MARL learning substrates with limited customizability. Interactive games including AI Economist [66], Overcooked [11], MPE [42], Neural MMO [53], and SMAC [48] place agents in diverse systems allowing them to compete or cooperate. Other examples like Diplomacy [6] focus on communication between agents. None of these environments contain both dynamic social connections and adaptive tasks like *AdaSociety*.

Unsupervised Environment Design (UED). In the paradigm of UED [16, 40, 30], the environment learns a policy $\Gamma : \Pi \rightarrow \Delta(\Theta^T)$, which is a function from agent policy Π to the environment’s parameters Θ^T . Such a policy will automatically produce a distribution over solvable environments and further support the continued learning of the agent’s policy. *AdaSociety* does not implement UED to produce diverse tasks. Unlike UED, *AdaSociety* has no goals or objectives, like most ecological systems, and produces multiple tasks through adaptive social structures and expanding physical surroundings.

Structured multi-agent systems. In multi-agent systems, various connections may be formed between agents, and these connections may form certain structures. [17], [51] and [45] focus on finding communication topology for multi-agent coordination. Some research models the locality of interaction and learns a joint value via coordination graphs [24, 8, 35]. Networked MARL [63, 46, 47, 62, 50] learns localized policies on environments where agent interactions are contingent upon their connections within a static graph. We focus on dynamic agent connections which shape agents’ rewards and observations, and these connections are modeled as a multi-layer graph.

7 Conclusion

We introduce *AdaSociety*, a multi-agent environment featuring expanding physical surroundings and adaptive social connections. The environment is capable of generating multiple tasks in adaptation to agents’ behavior. *AdaSociety* is friendly to tensor-based and LLM-based methods. *AdaSociety* provides interfaces supporting superb customization and also offers a set of mini-games with diverse social connections. We test several RL and LLM-based algorithms in mini-games. Preliminary results indicate that *AdaSociety* maintains a rational complexity level for current decision-making methods.

There are some limitations of *AdaSociety* illuminating our future work. Human-machine interaction is crucial for the study of multi-agent systems, which is one of our key research objectives in *AdaSociety*. While the environment is temporarily not equipped with human interfaces, the current architecture does support the subsequent development of human-machine interfaces. In addition, our game spaces can be further expanded by introducing survival pressures (need for food, hostile creatures, and so on). These negative losses will penalize undesirable actions, complement the roles of positive rewards in reinforcing desirable behavior, and guide more diverse behavior.

Acknowledgments and Disclosure of Funding

This work is supported by the National Science and Technology Major Project (No. 2022ZD0114904). This work is also supported by the project “Wuhan East Lake High-Tech Development Zone, National Comprehensive Experimental Base for Governance of Intelligent Society”.

References

- [1] Josh Achiam, Steven Adler, Sandhini Agarwal, Lama Ahmad, Ilge Akkaya, Florencia Leoni Aleman, Diogo Almeida, Janko Altschmidt, Sam Altman, Shyamal Anadkat, et al. Gpt-4 technical report. *arXiv preprint arXiv:2303.08774*, 2023.
- [2] John P Agapiou, Alexander Sasha Vezhnevets, Edgar A Duéñez-Guzmán, Jayd Matyas, Yiran Mao, Peter Sunehag, Raphael Köster, Udari Madhushani, Kavya Kopparapu, Ramona Comanescu, et al. Melting pot 2.0. *arXiv preprint arXiv:2211.13746*, 2022.
- [3] Stefano V Albrecht and Peter Stone. Autonomous agents modelling other agents: A comprehensive survey and open problems. *Artificial Intelligence*, 258:66–95, 2018.
- [4] Eitan Altman and Adam Schwartz. Constrained markov games: Nash equilibria. In *Advances in dynamic games and applications*, pages 213–221. Springer, 2000.
- [5] Ioannis Anagnostides, Ioannis Panageas, Gabriele Farina, and Tuomas Sandholm. On the convergence of no-regret learning dynamics in time-varying games. *Advances in Neural Information Processing Systems*, 36, 2024.
- [6] Anton Bakhtin, Noam Brown, Emily Dinan, Gabriele Farina, Colin Flaherty, Daniel Fried, Andrew Goff, Jonathan Gray, Hengyuan Hu, Athul Paul Jacob, Mojtaba Komeili, Karthik Konath, Minae Kwon, Adam Lerer, Mike Lewis, Alexander H. Miller, Sasha Mitts, Adithya Renduchintala, Stephen Roller, Dirk Rowe, Weiyang Shi, Joe Spisak, Alexander Wei, David Wu, Hugh Zhang, and Markus Zijlstra. Human-level play in the game of diplomacy by combining language models with strategic reasoning. *Science*, 378(6624):1067–1074, December 2022. doi: 10.1126/science.ade9097. URL <https://doi.org/10.1126/science.ade9097>.
- [7] Rico Berner, Simon Vock, Eckehard Schöll, and Serhiy Yanchuk. Desynchronization transitions in adaptive networks. *Physical Review Letters*, 126(2):028301, 2021.
- [8] Wendelin Böhmer, Vitaly Kurin, and Shimon Whiteson. Deep coordination graphs. In *International Conference on Machine Learning*, pages 980–991. PMLR, 2020.
- [9] Greg Brockman, Vicki Cheung, Ludwig Pettersson, Jonas Schneider, John Schulman, Jie Tang, and Wojciech Zaremba. Openai gym. *arXiv preprint arXiv:1606.01540*, 2016.
- [10] Adrian Rivera Cardoso, Jacob Abernethy, He Wang, and Huan Xu. Competing against equilibria in zero-sum games with evolving payoffs. *arXiv preprint arXiv:1907.07723*, 2019.
- [11] Micah Carroll, Rohin Shah, Mark K Ho, Tom Griffiths, Sanjit Seshia, Pieter Abbeel, and Anca Dragan. On the utility of learning about humans for human-ai coordination. *Advances in neural information processing systems*, 32, 2019.
- [12] Maxime Chevalier-Boisvert, Bolun Dai, Mark Towers, Rodrigo Perez-Vicente, Lucas Willems, Salem Lahlou, Suman Pal, Pablo Samuel Castro, and J Terry. Minigrid & miniworld: Modular & customizable reinforcement learning environments for goal-oriented tasks. In *Advances in*

- Neural Information Processing Systems*, volume 36, pages 73383–73394. Curran Associates, Inc., 2023. URL https://proceedings.neurips.cc/paper_files/paper/2023/file/e8916198466e8ef218a2185a491b49fa-Paper-Datasets_and_Benchmarks.pdf.
- [13] Karl Cobbe, Oleg Klimov, Chris Hesse, Taehoon Kim, and John Schulman. Quantifying generalization in reinforcement learning. In *International conference on machine learning*, pages 1282–1289. PMLR, 2019.
 - [14] Manlio De Domenico. More is different in real-world multilayer networks. *Nature Physics*, 19(9):1247–1262, 2023.
 - [15] Fabio Della Rossa, Louis Pecora, Karen Blaha, Afroza Shirin, Isaac Klickstein, and Francesco Sorrentino. Symmetries and cluster synchronization in multilayer networks. *Nature communications*, 11(1):3179, 2020.
 - [16] Michael Dennis, Natasha Jaques, Eugene Vinitzky, Alexandre Bayen, Stuart Russell, Andrew Critch, and Sergey Levine. Emergent complexity and zero-shot transfer via unsupervised environment design. *Advances in neural information processing systems*, 33:13049–13061, 2020.
 - [17] Yali Du, Bo Liu, Vincent Moens, Ziqi Liu, Zhicheng Ren, Jun Wang, Xu Chen, and Haifeng Zhang. Learning correlated communication topology in multi-agent reinforcement learning. In *Proceedings of the 20th International Conference on Autonomous Agents and MultiAgent Systems*, pages 456–464, 2021.
 - [18] Linxi Fan, Guanzhi Wang, Yunfan Jiang, Ajay Mandlekar, Yuncong Yang, Haoyi Zhu, Andrew Tang, De-An Huang, Yuke Zhu, and Anima Anandkumar. Minedojo: Building open-ended embodied agents with internet-scale knowledge. *Advances in Neural Information Processing Systems*, 35:18343–18362, 2022.
 - [19] Corrado Gini. *Variabilità e mutabilità : contributo allo studio delle distribuzioni e delle relazioni statistiche*. January 1912. URL <http://ci.nii.ac.jp/ncid/BB01068601>.
 - [20] Mark Granovetter. The impact of social structure on economic outcomes. In *The sociology of economic life*, pages 46–61. Routledge, 2018.
 - [21] Sven Gronauer and Klaus Diepold. Multi-agent deep reinforcement learning: a survey. *Artificial Intelligence Review*, 55(2):895–943, 2022.
 - [22] Thilo Gross and Bernd Blasius. Adaptive coevolutionary networks: a review. *Journal of the Royal Society Interface*, 5(20):259–271, 2008.
 - [23] Thilo Gross and Hiroki Sayama. *Adaptive Networks: theory, models and applications*. August 2009. URL <http://pubman.mpdl.mpg.de/pubman/item/escidoc:2220530>.
 - [24] Carlos Guestrin, Daphne Koller, and Ronald Parr. Multiagent planning with factored mdps. *Advances in neural information processing systems*, 14, 2001.
 - [25] Danijar Hafner. Benchmarking the spectrum of agent capabilities. In *International Conference on Learning Representations*, 2021.
 - [26] Zaynab Hammoud and Frank Kramer. Multilayer networks: aspects, implementations, and application in biomedicine. *Big Data Analytics*, 5(1):2, 2020.
 - [27] Matteo Hessel, Joseph Modayil, Hado Van Hasselt, Tom Schaul, Georg Ostrovski, Will Dabney, Dan Horgan, Bilal Piot, Mohammad Azar, and David Silver. Rainbow: Combining improvements in deep reinforcement learning. In *Proceedings of the AAAI conference on artificial intelligence*, volume 32, 2018.
 - [28] Sepp Hochreiter and Jürgen Schmidhuber. Long short-term memory. *Neural computation*, 9(8):1735–1780, 1997.

- [29] Yizhe Huang, Anji Liu, Fanqi Kong, Yaodong Yang, Song-Chun Zhu, and Xue Feng. Efficient adaptation in mixed-motive environments via hierarchical opponent modeling and planning. In *Proceedings of the 41st International Conference on Machine Learning*, volume 235 of *Proceedings of Machine Learning Research*, pages 20004–20022. PMLR, 21–27 Jul 2024. URL <https://proceedings.mlr.press/v235/huang24p.html>.
- [30] Minqi Jiang, Michael Dennis, Jack Parker-Holder, Andrei Lupu, Heinrich Küttler, Edward Grefenstette, Tim Rocktäschel, and Jakob Foerster. Grounding aleatoric uncertainty for unsupervised environment design. *Advances in Neural Information Processing Systems*, 35: 32868–32881, 2022.
- [31] Matthew Johnson, Katja Hofmann, Tim Hutton, and David Bignell. The malmo platform for artificial intelligence experimentation. In *Ijcai*, volume 16, pages 4246–4247, 2016.
- [32] Thomas N Kipf and Max Welling. Semi-supervised classification with graph convolutional networks. In *International Conference on Learning Representations*, 2016.
- [33] Fanqi Kong, Yizhe Huang, Song-Chun Zhu, Siyuan Qi, and Xue Feng. Learning to balance altruism and self-interest based on empathy in mixed-motive games. In *The Thirty-eighth Annual Conference on Neural Information Processing Systems*, 2024.
- [34] Marc Lanctot, Edward Lockhart, Jean-Baptiste Lespiau, Vinicius Zambaldi, Satyaki Upadhyay, Julien Pérolat, Sriram Srinivasan, Finbarr Timbers, Karl Tuyls, Shayegan Omidshafiei, et al. Openspiel: A framework for reinforcement learning in games. *arXiv preprint arXiv:1908.09453*, 2019.
- [35] Sheng Li, Jayesh K Gupta, Peter Morales, Ross Allen, and Mykel J Kochenderfer. Deep implicit coordination graphs for multi-agent reinforcement learning. In *Proceedings of the 20th International Conference on Autonomous Agents and MultiAgent Systems*, pages 764–772, 2021.
- [36] Eric Liang, Richard Liaw, Robert Nishihara, Philipp Moritz, Roy Fox, Ken Goldberg, Joseph Gonzalez, Michael Jordan, and Ion Stoica. Rllib: Abstractions for distributed reinforcement learning. In *International conference on machine learning*, pages 3053–3062. PMLR, 2018.
- [37] Michael L Littman. Markov games as a framework for multi-agent reinforcement learning. In *Machine learning proceedings 1994*, pages 157–163. Elsevier, 1994.
- [38] Qinghua Liu, Csaba Szepesvári, and Chi Jin. Sample-efficient reinforcement learning of partially observable markov games. *Advances in Neural Information Processing Systems*, 35: 18296–18308, 2022.
- [39] Xiangyu Liu and Kaiqing Zhang. Partially observable multi-agent rl with (quasi-) efficiency: the blessing of information sharing. In *International Conference on Machine Learning*, pages 22370–22419. PMLR, 2023.
- [40] Ishita Mediratta, Minqi Jiang, Jack Parker-Holder, Michael Dennis, Eugene Vinitzky, and Tim Rocktäschel. Stabilizing unsupervised environment design with a learned adversary. In *Conference on Lifelong Learning Agents*, pages 270–291. PMLR, 2023.
- [41] Volodymyr Mnih, Koray Kavukcuoglu, David Silver, Andrei A Rusu, Joel Veness, Marc G Bellemare, Alex Graves, Martin Riedmiller, Andreas K Fidjeland, Georg Ostrovski, et al. Human-level control through deep reinforcement learning. *nature*, 518(7540):529–533, 2015.
- [42] Igor Mordatch and Pieter Abbeel. Emergence of grounded compositional language in multi-agent populations. In *Proceedings of the AAAI conference on artificial intelligence*, volume 32, 2018.
- [43] David Moreno-Mateos, Antton Alberdi, Elly Morriën, Wim H van der Putten, Asun Rodríguez-Uña, and Daniel Montoya. The long-term restoration of ecosystem complexity. *Nature Ecology & Evolution*, 4(5):676–685, 2020.
- [44] Afshin Oroojlooy and Davood Hajinezhad. A review of cooperative multi-agent deep reinforcement learning. *Applied Intelligence*, 53(11):13677–13722, 2023.

- [45] Emanuele Pesce and Giovanni Montana. Learning multi-agent coordination through connectivity-driven communication. *Machine Learning*, 112(2):483–514, 2023.
- [46] Guannan Qu, Yiheng Lin, Adam Wierman, and Na Li. Scalable multi-agent reinforcement learning for networked systems with average reward. *Advances in Neural Information Processing Systems*, 33:2074–2086, 2020.
- [47] Guannan Qu, Adam Wierman, and Na Li. Scalable reinforcement learning of localized policies for multi-agent networked systems. In *Learning for Dynamics and Control*, pages 256–266. PMLR, 2020.
- [48] Mikayel Samvelyan, Tabish Rashid, Christian Schroeder de Witt, Gregory Farquhar, Nantas Nardelli, Tim GJ Rudner, Chia-Man Hung, Philip HS Torr, Jakob Foerster, and Shimon Whiteson. The starcraft multi-agent challenge. In *Proceedings of the 18th International Conference on Autonomous Agents and MultiAgent Systems*, pages 2186–2188, 2019.
- [49] John Schulman, Filip Wolski, Prafulla Dhariwal, Alec Radford, and Oleg Klimov. Proximal policy optimization algorithms. *arXiv preprint arXiv:1707.06347*, 2017.
- [50] Xingyu Sha, Jiaqi Zhang, Keyou You, Kaiqing Zhang, and Tamer Başar. Fully asynchronous policy evaluation in distributed reinforcement learning over networks. *Automatica*, 136:110092, 2022.
- [51] Junjie Sheng, Xiangfeng Wang, Bo Jin, Junchi Yan, Wenhao Li, Tsung-Hui Chang, Jun Wang, and Hongyuan Zha. Learning structured communication for multi-agent reinforcement learning. *Autonomous Agents and Multi-Agent Systems*, 36(2):50, 2022.
- [52] Qi Su, Alex McAvoy, Yoichiro Mori, and Joshua B Plotkin. Evolution of prosocial behaviours in multilayer populations. *Nature Human Behaviour*, 6(3):338–348, 2022.
- [53] Joseph Suárez, Phillip Isola, Kyoung Whan Choe, David Bloomin, Hao Xiang Li, Nikhil Pinna-paraju, Nishaanth Kanna, Daniel Scott, Ryan Sullivan, Rose S. Shuman, Lucas de Alcântara, Herbie Bradley, Louis Castricato, Kirsty You, Yuhao Jiang, Qimai Li, Jiaxin Chen, and Xiaolong Zhu. Neural mmo 2.0: A massively multi-task addition to massively multi-agent learning, 2023.
- [54] Open Ended Learning Team, Adam Stooke, Anuj Mahajan, Catarina Barros, Charlie Deck, Jakob Bauer, Jakub Sygnowski, Maja Trebacz, Max Jaderberg, Michael Mathieu, et al. Open-ended learning leads to generally capable agents. *arXiv preprint arXiv:2107.12808*, 2021.
- [55] Emanuel Todorov, Tom Erez, and Yuval Tassa. Mujoco: A physics engine for model-based control. In *2012 IEEE/RSJ international conference on intelligent robots and systems*, pages 5026–5033. IEEE, 2012.
- [56] Guanzhi Wang, Yuqi Xie, Yunfan Jiang, Ajay Mandlekar, Chaowei Xiao, Yuke Zhu, Linxi Fan, and Anima Anandkumar. Voyager: An open-ended embodied agent with large language models. *Transactions on Machine Learning Research*, 2024. ISSN 2835-8856.
- [57] Xiaofeng Wang and Tuomas Sandholm. Reinforcement learning to play an optimal nash equilibrium in team markov games. *Advances in neural information processing systems*, 15, 2002.
- [58] Zihao Wang, Shaofei Cai, Guanzhou Chen, Anji Liu, Xiaojuan Ma, and Yitao Liang. Describe, explain, plan and select: interactive planning with llms enables open-world multi-task agents. In *Thirty-seventh Conference on Neural Information Processing Systems*, 2023.
- [59] Zihao Wang, Shaofei Cai, Anji Liu, Yonggang Jin, Jinbing Hou, Bowei Zhang, Haowei Lin, Zhaofeng He, Zilong Zheng, Yaodong Yang, et al. Jarvis-1: Open-world multi-task agents with memory-augmented multimodal language models. *arXiv preprint arXiv:2311.05997*, 2023.
- [60] Zihao Wang, Shaofei Cai, Zhancun Mu, Haowei Lin, Ceyao Zhang, Xuejie Liu, Qing Li, Anji Liu, Xiaojuan Ma, and Yitao Liang. Omnijarvis: Unified vision-language-action tokenization enables open-world instruction following agents. *arXiv preprint arXiv:2407.00114*, 2024.

- [61] Manjie Xu, Guangyuan Jiang, Wei Liang, Chi Zhang, and Yixin Zhu. Active reasoning in an open-world environment. In *Advances in Neural Information Processing Systems*, volume 36, pages 11716–11736. Curran Associates, Inc., 2023. URL https://proceedings.neurips.cc/paper_files/paper/2023/file/2712b17bb58ea5b2b65c45857b024744-Paper-Conference.pdf.
- [62] Yuxuan Yi, Ge Li, Yaowei Wang, and Zongqing Lu. Learning to share in networked multi-agent reinforcement learning. *Advances in Neural Information Processing Systems*, 35:15119–15131, 2022.
- [63] Kaiqing Zhang, Zhuoran Yang, Han Liu, Tong Zhang, and Tamer Basar. Fully decentralized multi-agent reinforcement learning with networked agents. In *International Conference on Machine Learning*, pages 5872–5881. PMLR, 2018.
- [64] Mengxiao Zhang, Peng Zhao, Haipeng Luo, and Zhi-Hua Zhou. No-regret learning in time-varying zero-sum games. In *International Conference on Machine Learning*, pages 26772–26808. PMLR, 2022.
- [65] Lianmin Zheng, Jiacheng Yang, Han Cai, Ming Zhou, Weinan Zhang, Jun Wang, and Yong Yu. Magent: A many-agent reinforcement learning platform for artificial collective intelligence. In *Proceedings of the AAAI conference on artificial intelligence*, volume 32, 2018.
- [66] Stephan Zheng, Alexander Trott, Sunil Srinivasa, David C Parkes, and Richard Socher. The ai economist: Taxation policy design via two-level deep multiagent reinforcement learning. *Science advances*, 8(18):eabk2607, 2022.
- [67] Xizhou Zhu, Yuntao Chen, Hao Tian, Chenxin Tao, Weijie Su, Chenyu Yang, Gao Huang, Bin Li, Lewei Lu, Xiaogang Wang, et al. Ghost in the minecraft: Generally capable agents for open-world environments via large language models with text-based knowledge and memory. *arXiv preprint arXiv:2305.17144*, 2023.

Checklist

1. For all authors...
 - (a) Do the main claims made in the abstract and introduction accurately reflect the paper’s contributions and scope? [\[Yes\]](#)
 - (b) Did you describe the limitations of your work? [\[Yes\]](#) Please see Sec. 7.
 - (c) Did you discuss any potential negative societal impacts of your work? [\[Yes\]](#) Please see Appendix F.
 - (d) Have you read the ethics review guidelines and ensured that your paper conforms to them? [\[Yes\]](#)
2. If you are including theoretical results...
 - (a) Did you state the full set of assumptions of all theoretical results? [\[N/A\]](#) We do not have theoretical analysis and results.
 - (b) Did you include complete proofs of all theoretical results? [\[N/A\]](#) We do not have theoretical analysis and results.
3. If you ran experiments (e.g. for benchmarks)...
 - (a) Did you include the code, data, and instructions needed to reproduce the main experimental results (either in the supplemental material or as a URL)? [\[Yes\]](#) Please see abstract.
 - (b) Did you specify all the training details (e.g., data splits, hyperparameters, how they were chosen)? [\[Yes\]](#) In the appendix.
 - (c) Did you report error bars (e.g., with respect to the random seed after running experiments multiple times)? [\[Yes\]](#) We report every error bars.
 - (d) Did you include the total amount of compute and the type of resources used (e.g., type of GPUs, internal cluster, or cloud provider)? [\[Yes\]](#) Please see Sec. D.3.
4. If you are using existing assets (e.g., code, data, models) or curating/releasing new assets...
 - (a) If your work uses existing assets, did you cite the creators? [\[Yes\]](#)
 - (b) Did you mention the license of the assets? [\[Yes\]](#) We have cited [36], whose license is Apache-2.0
 - (c) Did you include any new assets either in the supplemental material or as a URL? [\[Yes\]](#)
 - (d) Did you discuss whether and how consent was obtained from people whose data you’re using/curating? [\[No\]](#) We do not use any human data, and we use the open source code which follows the license.
 - (e) Did you discuss whether the data you are using/curating contains personally identifiable information or offensive content? [\[No\]](#) We do not use any human data.
5. If you used crowdsourcing or conducted research with human subjects...
 - (a) Did you include the full text of instructions given to participants and screenshots, if applicable? [\[N/A\]](#) We do not use crowdsourcing or conducted research with human subjects.
 - (b) Did you describe any potential participant risks, with links to Institutional Review Board (IRB) approvals, if applicable? [\[N/A\]](#) We do not use crowdsourcing or conducted research with human subjects.
 - (c) Did you include the estimated hourly wage paid to participants and the total amount spent on participant compensation? [\[N/A\]](#) We do not use crowdsourcing or conducted research with human subjects.

A Environment Elements

In this section, we elaborate the environment elements predefined in *AdaSociety* including resources, events, and their dependency.

A.1 Resources

There are 15 kinds of resources in *AdaSociety*, which can be divided into *Natural Resources* and *Synthesized Resources* based on whether they can be produced through events. Some of the natural resources can only be discovered and gathered by agents with certain resources (denoted by *Requirements*) in their inventories. The details of resources are listed in Tab. 4.

Table 4: Resources predefined in *AdaSociety*. **Synthesized** indicates whether the resource can be crafted through events. **Requirement** is an attribute of *natural* resources (*Synthesized* = False) indicating that the resource is observable and collectible to agents carrying the required resources. **Objective reward** denotes the objective rewards of resources.

Resource	Wood	Stone	Hammer	Coal	Torch	Iron	Steel	Shovel	Pickaxe	GemMine	Clay	Pottery	Cutter	Gem	Totem
Synthesized	✗	✗	✓	✗	✓	✗	✓	✓	✓	✗	✗	✓	✓	✓	✓
Requirement	None	None	-	Hammer	-	Torch	-	-	-	Pickaxe	Shovel	-	-	-	-
Objective reward	1	1	5	2	20	3	30	100	150	4	4	40	100	200	1000

A.2 Events

There are 9 built-in events in *AdaSociety* as listed in Tab. 5. Each event takes 2 to 3 kinds of resources as input and outputs 1 kind of product. Events can only be observed and executed by agents whose inventories meet the event requirements.

Table 5: Events predefined in *AdaSociety*. The ingredients of each event are covered in **Input**. Most events take 2 or 3 different kinds of input resources. The products are listed in **Output**. **Requirement** denotes the resources an agent needs to carry in its inventory to observe and execute the event.

f Event	Input1	Input2	Input3	Output	Requirement1	Requirement2
HammerCraft	1Wood	1Stone	-	1Hammer	-	-
TorchCraft	1Wood	1Coal	-	1Torch	Coal	-
SteelMaking	1Iron	1Coal	-	1Steel	Iron	-
Potting	2Clay	1Coal	-	1Pottery	Clay	-
ShovelCraft	2Steel	2Wood	-	1Shovel	Steel	-
PickaxeCraft	3Steel	2Wood	-	1Pickaxe	Steel	-
CutterCraft	2Steel	3Stone	-	1Cutter	Steel	-
GemCutting	1GemMine	-	-	1Gem	Cutter	GemMine
TotemMaking	2Gem	1Pottery	1Steel	1Totem	Gem	-

A.3 Synthesis Tree

An illustration of the synthetic tree is shown in Fig. 4, which is used by all the mini-games offered by this paper. In Fig. 4, natural and synthetic resources are depicted within a green circle and blue octagon icons respectively. The solid red arrow line attached by a square event icon links low-level resources to high-level products. The eye icons indicate that some resources can help their owner discover new resources or events.

A.4 Customization

AdaSociety is a versatile multi-agent environment platform that supports extensive customization of various elements, features, and hyper-parameters. Researchers can easily create tailored environments for different objectives without needing to delve into the underlying code.

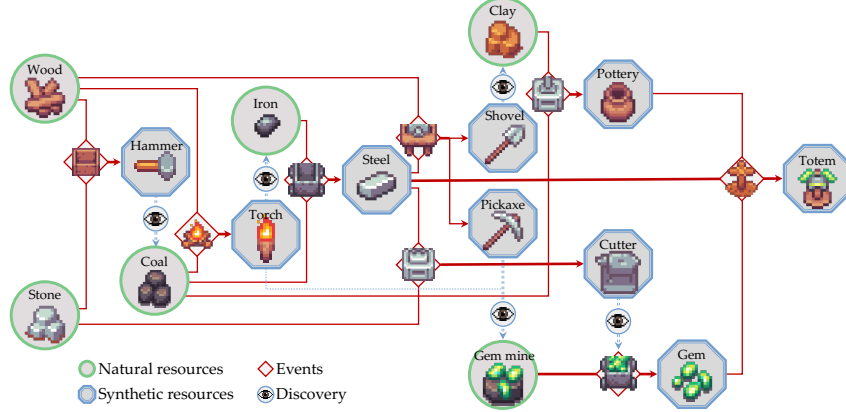


Figure 4: Illustration of a synthesis tree.

Built-in resources and events (See “Synthesis tree” of Fig. 4 and Tab. 5) are included in *AdaSociety* for users to optionally incorporate into their own scenarios. Users are also welcome to define temporary resources and events. The customizable elements and corresponding parameters are listed in Tab. 6.

Table 6: Customizable elements and parameters.

Element	Parameter	Description
Mapsize	h, w	Map height and map width.
Terrain	B	Terrain set $B = \{b_1, \dots, b_{ B }\}$. b_i represents a block. b_i^{pos} : the position of block b_i on the map which can be assigned or randomly generated.
Resource	ϱ	Set of resources $\varrho = \{\rho_1, \dots, \rho_{ \varrho }\}$. Each resource ρ_i has an attribute ρ_i^{req} . ρ_i^{req} : Necessary resources in agents’ inventories to observe & collect ρ_i .
Event	\mathcal{E}	Temporary resources (Defined by specifying ρ_{temp}^{req}) Set of events $\mathcal{E} = \{\epsilon_1, \dots, \epsilon_{ \mathcal{E} }\}$. Each event ϵ_i has attributes $\epsilon_i^{in}, \epsilon_i^{out}, \epsilon_i^{req}$. ϵ_i^{in} : Resources consumed by event ϵ_i . ϵ_i^{out} : Resources produced by event ϵ_i . ϵ_i^{req} : Necessary resources in agents’ inventories to observe & execute ϵ_i .
	\mathcal{E}^{pos}	Event positions $\mathcal{E}^{pos} = \{\epsilon_1^{pos}, \dots, \epsilon_{ \mathcal{E} }^{pos}\}$. Each ϵ_i^{pos} represents a list of positions of ϵ_i .
	ϵ_{temp}	Temporary events (Defined by specifying $\epsilon_{temp}^{in}, \epsilon_{temp}^{out}, \epsilon_{temp}^{req}$)
Agent	P	Set of agents $P = \{1, \dots, P \}$
	$m_i(0)$	Initial inventories. $m_i(0)$ denotes the initial number of resource ρ in inventories.
	i^{cap}	Inventory capacity. $i^{cap}: \varrho \rightarrow \mathbb{R}$ denotes maximum quantities of resources i can carry.
	h_i	$h_i: \varrho \rightarrow \mathbb{R}$ denotes quantities of credits i gets by acquiring resources.
		The actual reward obtained by i is h_i multiply by the objective reward of the resource.
	$i^{pos}(0)$	Initial positions of agents which can be predefined or generated randomly.

A.5 Evaluation Metrics

Individual reward is calculated as:

$$R_i^c = \sum_{\rho \in \varrho} R_i(\rho), \quad (1)$$

representing agent i ’s subjective reward of all types of resources ϱ .

Fairness score is computed based on Gini index [19] to assesses the group-wise fairness:

$$F = 1 - \frac{\sum_{i=1}^N \sum_{j=1}^N |R_i^c - R_j^c|}{2N \sum_{i=1}^N R_i^c}, \quad (2)$$

where N is the number of agents. Intuitively, the greater the value of F a group gets, the fairer it is.

Individual reward is one of the most common metrics for decision-making problems. It measures agents' decision-making abilities in maximizing self-interest. However, relying solely on individual rewards can be risky. In general-sum games, agents focus on maximizing their own rewards may engage in shortsighted and exploitative behaviors that harm their own long-term rewards and the collective benefit. For example, in Prisoner's Dilemma, self-interested agents always fall into the inefficient Nash equilibrium of defection, which minimizes one's own reward and the collective benefit. To tackle this issue, we introduce the **fairness score** calculated using the Gini index, which evaluates fairness within a group. In real societies, fairness is a crucial component of social justice, significantly influencing the stability of social structures and the maintenance of long-term cooperation. This metric serves as a reference for selecting agents and algorithms that balance efficiency and fairness, rather than merely pursuing individual gains.

Completion rate pertains to the ratio of successful executions of an event to its maximum potential executions. It is computed separately for each event. The **completion rate** is introduced to measure agents' exploration within the synthesis tree. It is calculated as the ratio of actual executions to the optimal executions of the oracle policy (computation of the oracle policy can be found in Supplementary Material). The higher the dimension of the completion rate, the deeper the exploration. Exploration is crucial in RL. The introduction of **completion rate** will guide decision-making algorithms to avoid local optima, actively explore the environment, and find the optimal policy effectively.

Average degree of node type $\Gamma \in \{agent, group\}$ is calculated as:

$$\bar{D}_\Gamma = \frac{1}{|\mathcal{N}_\Gamma|} \sum_{n \in \mathcal{N}_\Gamma} D_n, \quad (3)$$

where \mathcal{N}_Γ is the set of Γ nodes and D_n is the degree of node n .

Maximum degree reflects the maximum degree of a certain type of node, defined as:

$$D_\Gamma^{max} = \max_{n \in \mathcal{N}_\Gamma} D_n. \quad (4)$$

In asymmetric cases (where not all edges are bidirectional), the maximum degree and the average degree mentioned above are calculated separately for in-degrees and out-degrees. Social structure is the distinctive feature of *AdaSociety*. Degree-based metrics, including **average degree** and **maximum degree**, are proposed to describe and measure the topology of social structure, which significantly influences agents' policies and performances by shaping their information streams and reward functions. Agents' degree distribution is generally correlated with their rewards. For example, an agent with a high degree can obtain more information or participate in more reward distribution, thereby gaining higher returns. Combining degree-based metrics with other metrics, like individual reward and fairness, we can recognize the effective social structure for scenarios, guiding the learning of algorithms.

A.6 Supplementary Figures for Environment Description and Formulation

A.6.1 Mutual Adaption Between Agents and *AdaSociety*

Based on complex network theory, we say *AdaSociety* is an adaptive environment. In complex network theory, a network is called an adaptive network, if there is a feedback loop between the attributes or behavior of nodes and the topology of the network [22, 43, 7]. In *AdaSociety*, agents build or break connections with others and impact social structure. Conversely, social structure influences agents' observations and reward structures and further influences their attributes and behavior. Thus, following the definition of adaptive networks, the social structure of *AdaSociety* is

adaptive. As a key component of *AdaSociety*, social structure influences the generation of new tasks. For example, independent agents collect all kinds of available resources to synthesize high-level resources. However, the team-up agents will be mostly rewarded by collecting or synthesizing some specific kind of resources, according to the division of labor in the team. Furthermore, agents initially can only observe very limited resources (wood and stone in our mini-games) and events (hammercraft). Through exploration in *AdaSociety*, agents gradually discover new resources and events. The appearance of a new kind of resource depends on agents' behavior. For instance, as shown by the synthesis tree in Fig. 4, which appears next, shovel or cutter, depends on agents' behavior. To sum up, *AdaSociety* is an adaptive environment.

Fig. 5 describes the mutual adaption between agents and *AdaSociety*. To achieve their goals, agents learn policies to adapt their (physical and social) behavior to the environment. Meanwhile, agents' behavior will affect and even change the environment. Specifically, physical actions will expand the physical state space and the corresponding physical action space, reward, and transition functions by synthesizing new resources. Social actions will alter social connections, and then influence agents' information access and reward structures. In *AdaSociety*, there is a feedback loop between agents and the environment, making their coevolution possible and may shed light on the generation of infinite tasks.

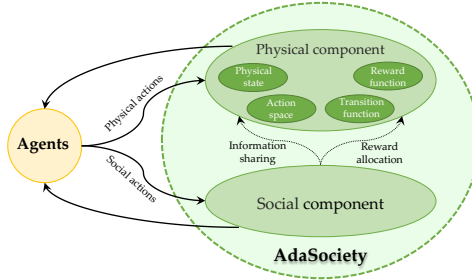


Figure 5: Illustration of the mutual adaptation between agents and *AdaSociety*.

A.6.2 A Multi-Layer Directed Graph Expression for Social Structure

As shown in Fig. 6, *AdaSociety* expresses social states as a multi-layer directed graph. Each layer shows a level of social organization. *AdaSociety* supports the description of social structures with arbitrary levels, depending on the research problems and the required granularity of social structures. The bottom 0th-level consists of individual agents, who are the fundamental units of decision-making. Nodes in each layer represent entities/agents in the corresponding level. Any agent on the k th-level ($k \geq 1$) is composed of its connected agents on the $(k-1)$ th-level. Its decision-making relies on group norms, like voting, consensus decision-making and delegation. A k th-level agent will affect its $(k-1)$ th-level neighbors' reward functions and observations, thereby influencing their decision-making and enabling their division of labour and cooperation. One agent on the $(k-1)$ th-level may be simultaneously subordinate to any number of agents on the k th-level. For example, an individual employee is the 0th-level agent, a project team composed of several employees is the 1st-level agent, a company consisting of many teams is the 2nd-level agent, and a business group composed of many companies is the 3rd-level agent.

AdaSociety supports the emergence of high-level social organizations. Edges inside one layer represent cooperative connections, which share information or rewards between involved entities. Edges across layers represent subordinate connections, with low-level entities complying with the policy implemented by the high-level entities. Modeling social states as a multi-layer graph will facilitate the application of existing graph theory knowledge to our research.

B Research Challenges

Exploration Agents start with a few resources and events within a simple environment initially. As the agents explore the synthesis tree, their behaviors trigger the mechanisms to depict changes in the physical environment. During this process, more resources and events are unlocked gradually,

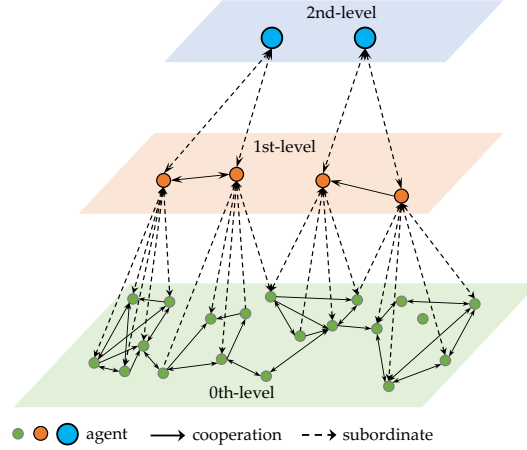


Figure 6: An illustration of social states expressed as a multi-layer directed graph.

increasing the complexity of the exploration. Dependency between different resources and events evaluates the agents' abilities to make deep explorations in the environment actively.

Adaptation In *AdaSociety*, agents' behaviors could trigger the environment to evolve while the changed environment affects actions that agents can take. Apart from the physical environment, the social structure of the agents could dynamically change as a consequence of either pre-defined rules or agent social behaviors. This requires agents to make decisions accordingly to adapt to and co-evolve with dynamic environments and social relationships.

Social cognition Agents have beliefs in their social structures, which explicitly represent how they interact with other agents, such as exchanging information and sharing rewards. In this complex environment, several achievements require collaboration while resources are limited, forcing agents to cognitively infer others' intentions, evaluate the effectiveness of social structures, and then investigate better choices. This makes *AdaSociety* a suitable environment for studying social cognition and behaviors, such as heterogeneous roles, labor division, ownership, and trust/betrayal.

Communication Portal for communication is provided to agents for sharing information and coordinating actions. A successful agent may learn various communication protocols, context representations, and information processing for optimal objectives. Thus *AdaSociety* could be used for studying the effectiveness of agent communication-enabled interactions, such as negotiation for resource trading, information transitivity, and semantic interoperability.

Collective reasoning Agents are embedded with heterogeneous skills while they only know their own skills. The complex synthesis tree requires agents' abilities to make group decisions on collaboration, such as knowledge sharing and skill transferring for greater group benefit. Additionally, the dynamics of environments make collective reasoning harder, especially for temporal credit assignments. For instance, agents may offer tools (negative immediate reward) to collaborators to exploit unexplored resources (greater delayed reward). Therefore, *AdaSociety* brings challenges for collective reasoning, such as adaptive cooperation and coordination, consensus, and conflict resolution.

Emergence Action space in multiple perspectives, including physical actions, social actions, and communication, enables massive possibilities of agent behaviors without explicit policies. In *AdaSociety*, one could observe the emergence of coordination and cooperation, social structures and norms, and even communication protocols and language.

C Mini-Game Details

C.1 Social Structure

As stated in Sec. 3, agents connected by edges share observations, thereby improving their collective situational awareness. Agents connecting to the same group node share rewards based on the edge attributes, incentivizing collaborative efforts to achieve greater rewards. With the social structure, agents act synchronously in the physical environment, following the mechanism for sharing observation and reward defined by the social structure.

In this mini-game, we conducted experiments with static and dynamic social structures. In the static setting, agents are initialized with a certain social structure \mathcal{G} and keep the structure until the end of one episode. In this paper, we categorize social structures that are less than two layers into five types to examine the effects of varying structures on agent behavior and performance: 1) **Isolation**: agents are fully unconnected, i.e., $\mathcal{C} = 1; \mathcal{E} = \emptyset$; 2) **Connection**: agents are connected without forming groups, i.e., $\mathcal{C} = 1; \mathcal{E} \neq \emptyset$; 3) **Independent Group**: agents are grouped while each agent joins at most one group, i.e., $\mathcal{C} = 2; \sum_j^{\mathcal{V}^2} A_{ij} = 1 \forall i \in \mathcal{V}^1$; 4) **Overlapping Group**: agents are grouped and can join multiple groups, i.e., $\mathcal{C} = 2; \exists i \in \mathcal{V}^1, \sum_j^{\mathcal{V}^2} A_{ij} > 1$; 5) **Inequality**: agents are grouped with different reward weights.

In the dynamic setting, pre-defined rules for structure change could be designed to compel agents to alter their social relationships while they take actions within the physical environment. In this task, we design a **Dynamic** scenario, where the social structure starts with **Inequality**, then switches to **Ind. group** at step 30, and alters to **Ovlp. group** at step 60.

C.2 Exploration

In this scenario, all built-in resources and events are included. Physical actions and social actions are available at every step. All agents share a common value preference, where 1) resources near the end of the synthesis tree are assigned high value, and 2) synthetic resources are valued higher than natural resources. Due to partial observation, time limitations, and the challenges associated with exploring new resources, agents may manipulate the social state to encourage interest binding, information sharing, and division of labor, which helps to maximize rewards.

C.3 Parameters of Mini-Games

The parameters of the Easy task and the Hard task of *Social Structure*, *Contract* and *Negotiation*, along with the parameters of *Exploration* are shown in Tab. 7.

D Baseline Details

D.1 Curriculum Learning

We developed a curriculum learning algorithm for *AdaSociety*. The algorithm controls the social state to promote group cooperation and guides the agent to learn rational physical policies before learning social policies. Our curriculum consists of three stages. We use RecPPO for RL training in each stage.

In the first stage, all individual nodes are compelled to connect to the same group node. This arrangement ensures that all agents belong to the same group. If the reward assigned to an individual increases monotonically with respect to the group reward, which is a common setting, agents in this stage optimize their actions to enhance the overall benefits. This practical approach encourages the learning of cooperative policies that yield higher rewards, benefiting both individuals and the group.

In the second stage, each individual node is forced to connect to a specific group node with probability p_K , while it randomly connects to any of the group nodes with probability $1 - p_K$. The value of p_K gradually decreases with the episode number K , resulting in the gradual emergence of diverse social state structures. This setup enables agents to learn physical policies with different social states. During the first two stages, social actions are not allowed, so agents focus solely on learning policies related to physical actions.

Table 7: Parameters of mini-games. When a resource ρ is not specified, $i^{cap}(\rho)$ defaults to ∞ and $h_i(\rho)$ defaults to 1.

Parameter	Easy	Hard	Exploration
h, w	7, 7	15, 15	20, 20
$ B $	0	0	25
b^{pos}	-	-	random
ϱ	{wood, stone, hammer}	{wood, stone, hammer, coal, torch, iron}	all built-in resources
\mathcal{E}	41 HammerCraft	98 HammerCraft, 98 TorchCraft	40 HammerCraft, 40 TorchCraft, 30 SteelMaking, 30 Potting, 20 ShovelCraft, 20 PickaxeCraft, 20 CutterCraft, 10 GemCutting, 10 TotemMaking
\mathcal{E}^{pos}	random	random	random
$m_i(0)$	empty	empty	empty
i^{cap}	carpenter: {hammer: 1} miner: {wood: 0, stone: 0}	carpenter: {hammer: 1, coal: 0} miner: {stone: 0, torch: 1, iron: 0}	default
h_i	carpenter: default miner: {hammer: 2}	carpenter: {coal: 5, torch: 1.5, iron: 20/3} miner: {coal: 5, torch: 1.5, iron: 20/3}	default
$i^{pos}(0)$	random	random	random

Finally, in the third stage, the agent gains the freedom to perform all actions defined in the scenario, thereby acquiring a comprehensive policy for the given task.

D.2 Large Language Model with Rule-Based Controller

Considering the social nature of *AdaSociety*, we also test the Large Language Model with GPT4 [1] as examples. The LLM agent consists of three modules: observation, reasoning, and execution. In the observation module, we transform the complex physical environment information within the agent’s field of view and the current social state into natural language form, merging it with the system prompt including game rules and the agent’s tasks as inputs. In the reasoning module, the LLM agent generates a high-level plan through few-shot learning, where we require the agent to provide only legal plans that conform to the current environment in the prompt. In the execution module, we decompose the high-level plan into low-level atomic actions through handcrafted functions for interacting with the environment. The process repeats with a new reasoning step to generate a new plan until the current plan is completed. Due to the randomness of LLMs and the uncontrollable nature of multi-agent interactions in *AdaSociety*, it is possible to generate unachievable plans, which will be detected by a monitoring function, prompting the LLM to regenerate the plan.

D.3 Compute Resources

CPU: 128 Intel(R) Xeon(R) Platinum 8369B CPU @ 2.90GHz; Total memory: 263729336 kB. GPU: 8 NVIDIA GeForce RTX 3090; Memory per GPU: 24576 MiB. Each RL baseline experiment takes 12 to 48 hours, depending on the mini-game and RL algorithm. For LLM-C experiments, each agent takes an average of 5 seconds per step.

E Additional Results

This section presents the evaluation results in *Social Structure*, *Contract*, *Negotiation*, and the tests of various baselines in Exploration.

Table 8: Average individual reward in *Exploration*, normalized by the Oracle reward. Traditional RL algorithms can only explore the earlier part of the synthesis tree, resulting in poor returns.

PPO	RecPPO	MAPPO	Rainbow	Random
0.1744 \pm 0.0138	0.1697 \pm 0.0041	0.0420 \pm 0.0123	0.0051 \pm 0.0004	0.0001 \pm 0.0000

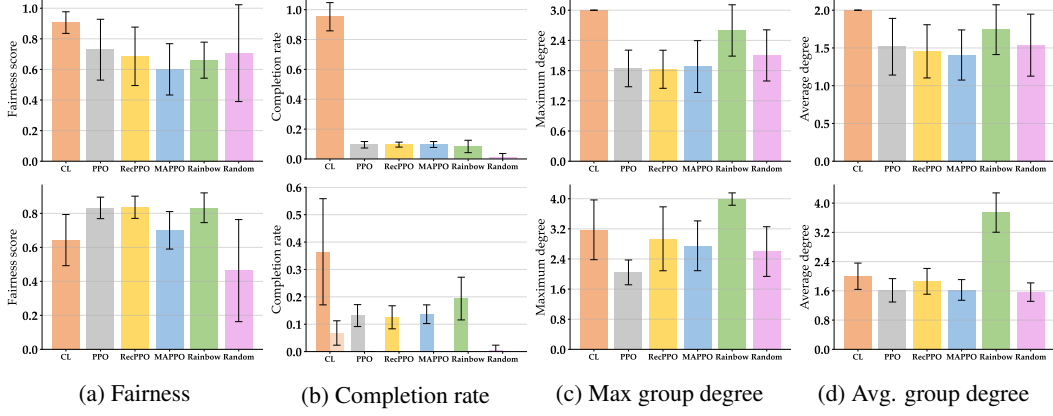


Figure 7: Evaluation results of *Contract*. Upper row: Easy; lower row: Hard.

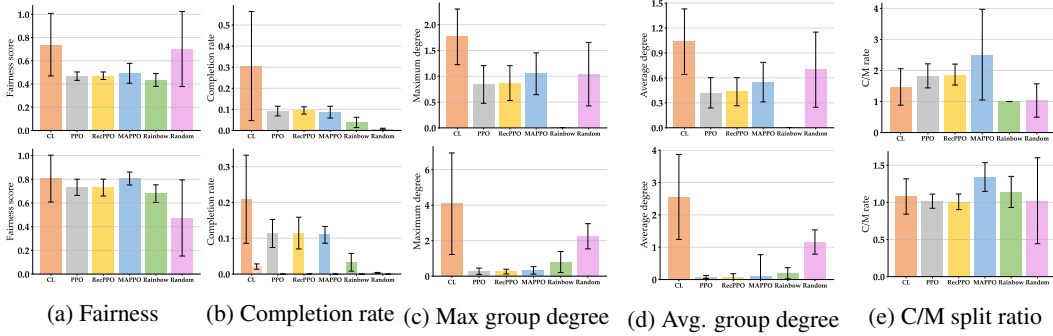


Figure 8: Evaluation results of *Negotiation*. Upper row: Easy; lower row: Hard.

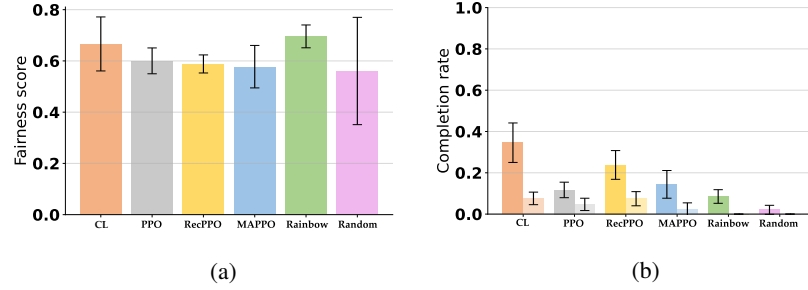


Figure 9: *Social Structure-Dynamic*: (a) Fairness of agents using different methods, (b) Completion rate of events using different methods.

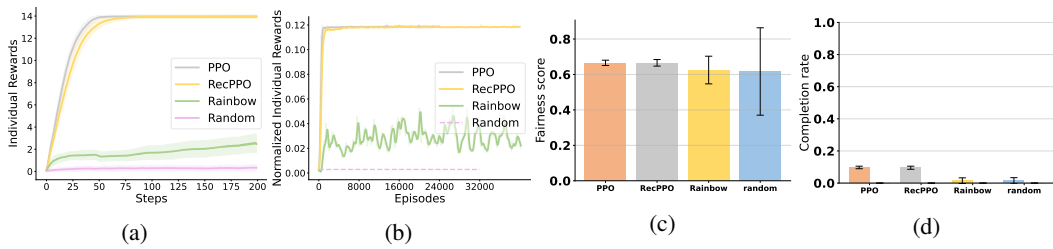


Figure 10: *Social Structure-Isolation*: (a) Individual rewards per step using 100 samples from different policies (b) Learning curves using different methods. (c) Fairness of agents using different methods, (d) Completion rate of events using different methods

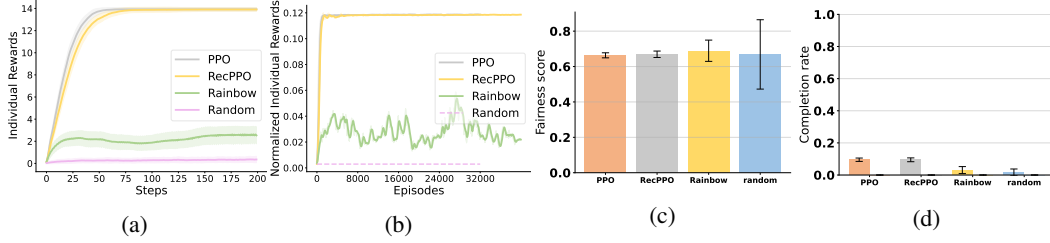


Figure 11: *Social Structure-Connection*: (a) Individual rewards per step using 100 samples from different policies (b) Learning curves using different methods. (c) Fairness of agents using different methods, (d) Completion rate of events using different methods

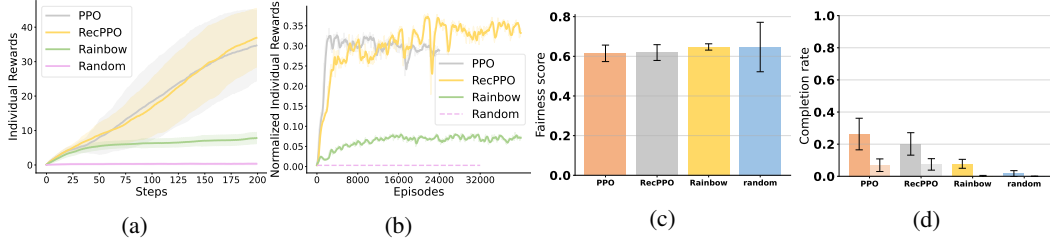


Figure 12: *Social Structure-Independent Group*: (a) Individual rewards per step using 100 samples from different policies (b) Learning curves using different methods. (c) Fairness of agents using different methods, (d) Completion rate of events using different methods

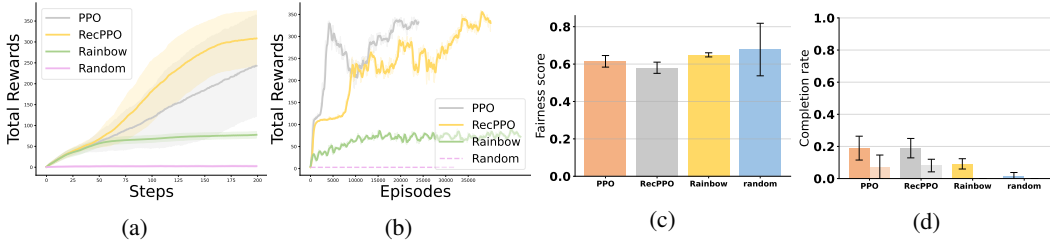


Figure 13: *Social Structure-Overlapping Group*: (a) Individual rewards per step using 100 samples from different policies (b) Learning curves using different methods. (c) Fairness of agents using different methods, (d) Completion rate of events using different methods

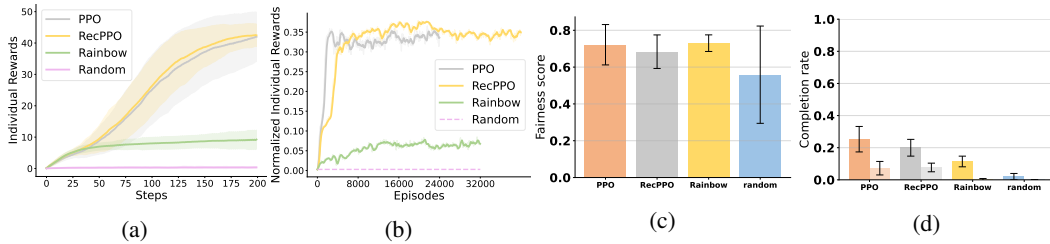


Figure 14: *Social Structure-Inequality*: (a) Individual rewards per step using 100 samples from different policies (b) Learning curves using different methods. (c) Fairness of agents using different methods, (d) Completion rate of events using different methods

Table 9: Evaluation results of LLM-C across mini-games.

	<i>Social Structure</i>	<i>Contract</i>		<i>Negotiation</i>	
	Hard	Easy	Hard	Easy	Hard
Fairness	0.8356± 0.0496	1.0000± 0.0000	1.0000± 0.0000	0.7046± 0.1401	0.8143± 0.0350
Completion rate (HammerCraft)	0.6583± 0.0624	0.9333± 0.0236	1.0000± 0.0000	0.8833± 0.1041	1.0000± 0.0000
Completion rate (TorchCraft)	0.6833± 0.1546	-	0.9167± 0.1179	-	0.9167± 0.1443
Max Group Degree	4	4.000± 0.000	8.000± 0.000	1.3333± 0.5773	3.3333± 0.5773
Avg. Group Degree	4	4.000± 0.000	8.000± 0.000	1.1667± 0.2886	1.625± 0.6959

Table 10: Time (in hours) and the number of game steps taken by algorithms to converge.

Time (hours) Game Steps	CL	PPO	RecPPO	MAPPO	Rainbow
Negotiation-Easy	5.66 \pm 0.16 14M	0.12 \pm 0.03 0.47M	1.05 \pm 0.04 2.4M	21.21 \pm 0.35 1.8M	14.97 \pm 0.30 42M
Negotiation-Hard	12.96 \pm 0.39 15M	1.66 \pm 0.03 2.3M	0.30 \pm 0.01 0.49M	74.85 \pm 9.75 4.4M	40.54 \pm 0.54 53M
Contract-Easy	32.03 \pm 1.38 112M	0.19 \pm 0.03 0.80M	1.94 \pm 0.03 6.0M	9.65 \pm 0.02 1.2M	9.65 \pm 1.49 25M
Contract-Hard	48.58 \pm 0.56 78M	0.21 \pm 0.02 0.56M	0.74 \pm 0.01 1.0M	14.94 \pm 0.01 0.94M	19.07 \pm 1.25 37M
Social Structure - Dynamic	6.98 \pm 0.64 4.8M	6.90 \pm 0.55 6.0M	10.16 \pm 0.12 6.0M	46.23 \pm 1.21 4.8M	2.34 \pm 33.76 2.0M

Table 11: Average number of game steps per second for different player counts (4, 8, 20, 100, 1000). The number of groups is the same as the number of players. The experiment is conducted in *Exploration*, where all built-in resources and events are included (see details in Sec. C.2).

4p	8p	20p	100p	1000p
2495.58 \pm 26.33	1245.38 \pm 3.65	395.33 \pm 2.52	42.58 \pm 0.26	2.60 \pm 0.09

Table 12: Group rewards in *Contract* after each stage in Curriculum Learning.

	<i>Contract-Easy</i>	<i>Contract-Hard</i>
Stage 1	0.9747 \pm 0.0059	0.6470 \pm 0.0313
Stage 2	0.3435 \pm 0.0262	0.2566 \pm 0.0284
Stage 3	0.9136 \pm 0.0023	0.2773 \pm 0.0466

F Broader Impact

To contribute to the development of multi-agent decision-making algorithms, we propose *AdaSociety*, a customizable environment with massive and diverse tasks generated by expanding state and action spaces and adaptive social structures. Due to the complexity of tasks and the heterogeneity of agents' capacities and preferences, agents need to team up and even cooperatively establish hierarchical social structures to achieve goals. However, agents may also learn some strategies that are harmful to their co-players, as is common in multi-agent research. We have made significant efforts to mitigate such behaviors through thoughtful design within the environment. Given the heterogeneity among agents and adaptive social structures, harmful behaviors tend to be short-sighted and inferior when it comes to maximizing long-term benefits, with stable cooperation emerging as the optimal strategy. The multiple evaluation metrics introduced in *AdaSociety*, like fairness, also empower researchers to identify and exclude extreme or exploitative agents and facilitate the learning of cooperative behaviors.

Nevertheless, some harmful behaviors may still arise during training. We ask researchers utilizing our platform to meticulously observe agents' behaviors to ensure they align with human values and preferences. Should any misalignment or misrepresentation happen, we encourage contributions to the source code (including but not limited to new evaluation metrics, environmental dynamics or incentive mechanisms) to enhance the platform.

Supplementary Material

Optimal Event Executions for Calculating Completion Rate

When the synthesis tree becomes complicated, it is not straightforward to calculate the maximum potential executions for all the events, making it difficult to evaluate the performance through the metric **Completion rate**. Therefore, we develop an optimization formulation to compute the number of event executions that maximize the credits obtained by agents. This optimization is formulated in a single-agent setting. Since it aims to obtain maximum potential credits, multi-agent cases can also be applied with the set of events being the union of agents' skills. All natural resources can eventually be collected. Tab. 13 shows the parameters and variables used in this optimization.

Table 13: Parameters and variables used in credit optimization.

Known Parameters	Description
$\varrho = R_n \cup R_s$	Set of resources including natural resources R_n and synthetic resources R_s .
m	Initial resources. m_i denotes the initial number of natural resources in environments.
h	h_i denotes the quantities of credits that an agent gets by acquiring resource i .
\mathcal{E}	Set of events. Note that $ \mathcal{E} = R_s $
E	Synthesis matrix $E_{ \mathcal{E} \times \varrho }$. Element E_{ij} represents the number of resource j used to synthesize resource i
Q	$Q : R_n \rightarrow 2^{\mathcal{E}}$ represents the required occurred events to collect certain natural resources
P	$P : \mathcal{E} \rightarrow \mathbb{R}$ represents the number of produced resources by performing certain events
D	$D : \mathcal{E} \rightarrow 2^{\mathcal{E}}$ represents the required occurred events to perform certain events.
Decision Variables	Description
r	Final resources. r_ρ denotes the number of left resource ρ in environments.
α	α_i is a binary variable denoting that natural resources ρ_i can be collected.
x	Number of occurred events. x_i denotes the number of occurred event ϵ_i in environments.
β	β_i is a binary variable denoting that event ϵ_i has occurred in environments.

$$\max_{r, x, \alpha, \beta} \sum_{i \in R_n} r_i h_i \alpha_i + \sum_{i \in R_s} r_i h_i \beta_i \quad (5a)$$

$$\text{s.t. } r_i = m_i - \sum_{j \in \mathcal{E}} x_j E_{ji}, \forall i \in R_n, \quad (5b)$$

$$r_i = P(i) - \sum_{j \in \mathcal{E}} x_j E_{ji}, \forall i \in R_s, \quad (5c)$$

$$\alpha_i \leq x_j, \forall i \in R_n, j \in Q(i) \quad (5d)$$

$$\beta_i \leq x_i, \forall i \in \mathcal{E} \quad (5e)$$

$$x_i \leq \beta_j \mathcal{M}, \forall i \in \mathcal{E}, j \in D(i) \quad (5f)$$

$$x_i \in \mathbb{N}, \alpha \in \{0, 1\}, \beta \in \{0, 1\} \quad (5g)$$

Eq. 5 presents the optimization formulation, where Eq. 5a calculates the total credits gained by the agents collecting and synthesizing resources; Eq. 5b and Eq. 5c represent the eventually left natural resources and synthetic resources after executing events; Eq. 5d indicate the required events to collect certain resources; Eq. 5e indicate whether a type of event has occurred or not; Eq. 5f state the required events to execute certain events; Eq. 5g limit the values of decision variables.

Example Prompt for LLM-C

The following examples illustrate the prompts used in LLM-C for each mini-game. The prompts vary slightly for different mini-games and also differ across stages within the same mini-game. Specifically, the prompt for the dynamic scenario in *Social Structure* is presented in Listing 1. For the contract formation stage in *Contract*, the prompt is displayed in Listing 2. Similarly, the prompt for the negotiation stage in *Negotiation* can be found in Listing 3. The physical stage for *Contract* and that for *Negotiation* are the same. There are two physical stage settings, featuring different levels of difficulty. The corresponding prompts are provided in Listing 4 and Listing 5.

Listing 1: Prompt example for dynamic scenario in *Social Structure*.

Instructions:

- The AdaSociety game is an open-ended multi-agent environment. The game consists of a complex crafting tree, where the agent needs to obtain as many resources as possible in the limited time and craft tools to mine more advanced resources to maximize its benefit. At the same time, agents can also take other actions to help them increase their returns. The numbers of resources are limited.
- Map: AdaSociety is a 2D grid-world game. The map size is 15*15.
 - Natural resources: [Wood, Stone, Coal, Iron]. Some of them can only be discovered with some specific tools, which will be introduced next.
 - Tools: [Hammer, Torch]
 - Craft tree:
 - 1 Wood + 1 Stone = 1 Hammer. With a Hammer, Coal can be gathered;
 - 1 Coal + 1 Wood = 1 Torch. With a Torch, Iron can be discovered;
 - All gathered and tools are stored in the agent's inventory.
 - All crafts must be done on the corresponding event grid on the map. For example, your inventory must contain wood and stone to craft a hammer.
 - Default amount of all units in crafts is 1.
- Player:
 - There are two kinds of player in the AdaSociety, Carpenters and Miners.
 - The Carpenter can gather many woods, stones and irons and craft hammer, but can only own one hammer. The Carpenter CANNOT gather coal so it CANNOT craft torch, but its inventory can hold a lot of torches.
 - The Miner can gather many woods and coals, so it can craft torch, but can only own one torch. The Miner CANNOT gather stone so it CANNOT craft hammer, but its inventory can hold a lot of hammers.
 - For all players, the value of wood is 1, the value of stone is 1, the value of hammer is 5, the value of coal is 10, the value of torch is 30, the value of iron is 20.
 - Different players may be placed in the same coalition, and the rewards for players in the same coalition are split equally, so given the heterogeneity between carpenter and miner, players in the same coalition need to cooperate.

Suppose you are a Carpenter named <carpenter_0>. Your aim is to maximize your reward, which can gain from the resource value and the craft value.
You can not craft torchs, but you can craft hammers.
At each round in action phase, you will receive the current state:
Step: ...
Current surrounding social environment: ...
Current surrounding physical environment: ...
Your current inventory: ...

You should choose **ONLY ONE** Plan from the following four options: [GATHER <NUM> <WOOD/STONE/IRON/TORCH>, CRAFT 1 HAMMER, EXPLORE MAP, DUMP HAMMER]. Here are explanations about them:

- GATHER <NUM> <WOOD/STONE/IRON/TORCH>: You shouldn't try to gather items that aren't in your field of view because you don't know where they are. You should also not try to gather item that are not in <WOOD/STONE/IRON/TORCH>. You can only choose one type of item in your plan.
- CRAFT 1 HAMMER: This plan can help you use the items in your inventory and follow the craft tree to craft the resources or tools you need. You can only use this plan if you have the corresponding event grid (i.e. the craft point) in your view. You should make sure you have enough material to craft.
- EXPLORE MAP: This plan helps you move randomly to explore the map.
- DUMP HAMMER: The plan is to drop hammers on the ground because some agents have hammer's capacity of only 1. This action will decrease the corresponding item in the inventory by 1. If the item is not in the inventory, please do not choose this plan.

<NUM> should be an integer not greater than 10.
Please strictly follow the format above for the output.

The response should obey the following format:
Thoughts: Your analysis about your inventory and the current environment.
Plan: One of the above four plans you will take.

Examples:

Step: 20
Current surrounding physical environment:
The resources in your observation are: [5 Wood, 5 Stone]. The distances of them are [4,6] steps away.
The event grid in your observation are: [Hammer Event]. The distances of them are [3] steps away.
You have nothing in your inventory.

Thoughts: I don't have anything in my inventory. There are 5 woods and 5 stones in my observation, the wood is closer to me, so I need to gather some wood first.
Plan: GATHER 5 WOOD.

Step: 40
Current surrounding physical environment:
The resources in your observation are: [2 Wood, 4 Stone]. The distances of them are [8,10] steps away.
The event grid in your observation are: [Hammer Event]. The distances of them are [3] steps away.
Your current inventory:
You have 4 Wood, 6 Stone, 0 Hammer.

Thoughts: I have some woods and stones in my inventory but no hammer. There is a hammer event in my observation, which means I can craft the hammer.
Plan: CRAFT 1 HAMMER.

Step: 60
Current surrounding physical environment:
The resources in your observation are: [1 Wood, 3 Stone]. The distances of them are [5,2] steps away.
The event grid in your observation are: [Hammer Event]. The distances of them are [3] steps away.
Your current inventory:
You have 2 Wood, 3 Stone, 1 Hammer.

Thoughts: I have some woods and stones, and one hammer in my inventory. Accounting for my inventory can only hold one hammer, and there are two miners in my coalition who can hold lots hammers, I should dump my hammer to let my teammates pick it up, and craft a new one later.
Plan: DUMP HAMMER.

Step: 80
Current surrounding physical environment:
The resources in your observation are: [2 Wood, 1 Torch]. The distances of them are [2,4] steps away.
The event grid in your observation are: [Hammer Event]. The distances of them are [3] steps away.
Your current inventory:
You have 2 Wood, 3 Stone, 1 Hammer.

Thoughts: I have some woods and stones, and one hammer in my inventory but no torch. Torch is most valuable tool for me, and my inventory can hold a lot of torches, so I need to gather the torch on the map.
Plan: GATHER 1 TORCH.

Step: 90
Current surrounding physical environment:

The resources in your observation are: []. The distances of them are [] steps away.
The numbers of them are [] respectively.
The event grid in your observation are: [Hammer Event]. The distances of them are [0] steps away.
The people in your observation are: [miner_0], The distances of them are [1] steps away.
Your current inventory:
You have NOTHING in your inventory.

Thoughts: I am carpenter_0, and in the current coalition, there are both carpenters and miners. The hammercraft event is right next to me. Since I have no wood and no stone, I can also not craft hammer. I don't see any resource in my field of view, so I need to explore the map to find one.
Plan: EXPLORE MAP.

Listing 2: Prompt example for the contract formation stage in *Contract*.

Instructions:

- The AdaSociety game is an open-ended multi-agent environment. The game consists of a complex crafting tree, where the agent needs to obtain as many resources as possible in the limited time and craft tools to mine more advanced resources to maximize its benefit. At the same time, agents can also take other actions to help them increase their returns, such as negotiating with others to exchange resources they need, or forming groups with others to share information and rewards.
- Map: AdaSociety is a 2D grid-world game. The map size is 15*15.
 - Natural resources: [Wood, Stone, Coal, Iron]. Some of them can only be discovered with some specific tools, which will be introduced next.
 - Tools: [Hammer, Torch]
 - Craft tree:
 - 1 Wood + 1 Stone = 1 Hammer. With a Hammer, Coal can be gathered;
 - 1 Coal + 1 Wood = 1 Torch. With a Torch, Iron can be discovered;
 - All gathered and tools are stored in the agent's inventory.
 - All crafts must be done on the corresponding event grid on the map. For example, a Hammer can be crafted ONLY on <Hammer Event>.
 - Default amount of all units in crafts is 1.
 - for carpenter, the value of wood is 1, the value of stone is 1, the value of hammer is 5, the value of coal is 10, the value of torch is 30, the value of iron is 20.
 - for miner, the value of wood is 1, the value of stone is 1, the value of hammer is 5, the value of coal is 10, the value of torch is 30, the value of iron is 20.
- Player:
 - carpenter_0: You can pick many woods, stones and irons. You can not pick coal. You can own many torchs. Your own inventory can ONLY own 1 hammer.
 - carpenter_1: You can pick many woods, stones and irons. You can not pick coal. You can own many torchs. Your own inventory can ONLY own 1 hammer.
 - carpenter_2: You can pick many woods, stones and irons. You can not pick coal. You can own many torchs. Your own inventory can ONLY own 1 hammer.
 - carpenter_3: You can pick many woods, stones and irons. You can not pick coal. You can own many torchs. Your own inventory can ONLY own 1 hammer.
 - miner_0: You can pick many woods and coals. You can not pick stone and iron. You can own many hammers. Your own inventory can ONLY own 1 torch.
 - miner_1: You can pick many woods and coals. You can not pick stone and iron. You can own many hammers. Your own inventory can ONLY own 1 torch.
 - miner_2: You can pick many woods and coals. You can not pick stone and iron. You can own many hammers. Your own inventory can ONLY own 1 torch.
 - miner_3: You can pick many woods and coals. You can not pick stone and iron. You can own many hammers. Your own inventory can ONLY own 1 torch.

Suppose you are a player named <carpenter_0> in the AdaSociety game. You are now in the contract phase. Your aim is to maximize your reward, which can gain from the resource value and the craft value.
People in a coalition share the rewards equally.

At each round in contract phase, you will receive the current state:
Step: ...
Round: ...
Current surrounding social environment: ...
Information: ...

In contract phase, you should respond to me with
Thoughts: (Your analysis to the current state)
Action: (About which coalition you want to join)

The <Action> can ONLY be chosen from the following options:

1. I want to join in Coalition 0.
2. I want to join in Coalition 1.
3. I want to join in Coalition 2.
4. I want to join in Coalition 3.
5. I want to join in Coalition 4.
6. I want to join in Coalition 5.
7. I want to join in Coalition 6.
8. I want to join in Coalition 7.

Please strictly follow the format above for the output.

Examples:

```
###
Step: 8
Round: 2
Current surrounding social environment:
coalition 0:[miner_1, carpenter_0, miner_0, carpenter_1, miner_2, miner_3,
    carpenter_2,carpenter_3].
coalition 1:None.
coalition 2:None.
coalition 3:None.
Coalition 4: None
Coalition 5: None
Coalition 6: None
Coalition 7: None
Information: It's carpenter_0's turn.
```

Thoughts: In this round, all players are currently in Coalition 0. As a carpenter, I pick wood and stone but can not own many hammers, while hammer has higher reward. Joining a coalition with miners might be beneficial for me to from their ability to own more hammers to maximize rewards. Since miners are already in Coalition 0, I choose to join in Coalition 0.

Action: I want to join in Coalition 0.

Listing 3: Prompt example for the negotiation stage in *Negotiation*.

Instructions:

- The AdaSociety game is an open-ended multi-agent environment. The game consists of a complex crafting tree, where the agent needs to obtain as many resources as possible in the limited time and craft tools to mine more advanced resources to maximize its benefit. At the same time, agents can also take other actions to help them increase their returns, such as negotiating with others to exchange resources they need, or forming groups with others to share information and rewards.
- Map: AdaSociety is a 2D grid-world game. The map size is 15*15.
 - Natural resources: [Wood, Stone, Coal, Iron]. Some of them can only be discovered with some specific tools, which will be introduced next.
 - Tools: [Hammer, Torch]
 - Craft tree:
 - 1 Wood + 1 Stone = 1 Hammer. With a Hammer, Coal can be gathered;
 - 1 Coal + 1 Wood = 1 Torch. With a Torch, Iron can be discovered;
 - All gathered and tools are stored in the agent's inventory.
 - All crafts must be done on the corresponding event grid on the map. For example, a Hammer can be crafted ONLY on <Hammer Event>.
 - Default amount of all units in crafts is 1.

- for carpenter, the value of wood is 1, the value of stone is 1, the value of hammer is 5, the value of coal is 10, the value of torch is 30, the value of iron is 20.
- for miner, the value of wood is 1, the value of stone is 1, the value of hammer is 5, the value of coal is 10, the value of torch is 30, the value of iron is 20.
- Player:
 - carpenter_0: You can pick many woods, stones and irons. You can not pick coal. You can own many torchs. Your own inventory can ONLY own 1 hammer.
 - carpenter_1: You can pick many woods, stones and irons. You can not pick coal. You can own many torchs. Your own inventory can ONLY own 1 hammer.
 - carpenter_2: You can pick many woods, stones and irons. You can not pick coal. You can own many torchs. Your own inventory can ONLY own 1 hammer.
 - carpenter_3: You can pick many woods, stones and irons. You can not pick coal. You can own many torchs. Your own inventory can ONLY own 1 hammer.
 - miner_0: You can pick many woods and coals. You can not pick stone and iron. You can own many hammers. Your own inventory can ONLY own 1 torch.
 - miner_1: You can pick many woods and coals. You can not pick stone and iron. You can own many hammers. Your own inventory can ONLY own 1 torch.
 - miner_2: You can pick many woods and coals. You can not pick stone and iron. You can own many hammers. Your own inventory can ONLY own 1 torch.
 - miner_3: You can pick many woods and coals. You can not pick stone and iron. You can own many hammers. Your own inventory can ONLY own 1 torch.

Suppose you are a player named <carpenter_0> in the AdaSociety game. You are now in the first phase: negotiation phase. Your aim is to maximize your reward, which can gain from the resource value and the craft value.

Join the coalition to share profits with other members according to the agreed-upon distribution ratio.

At each round in negotiation phase, you will receive the current state:

Step: ...

Current surrounding social environment: Specify within {} that it is in an coalition

NegoState: Indicate within [] that two people are negotiating.

Communication log: ...

In negotiation phase, you should respond to me with

Thoughts: (Your analysis to the current state)

Communication: (About who to negotiate with or how to allocate the rewards)

The <Communication> can ONLY be chosen from the following options:

1. End. I chose to end this bargain.
 2. Accept <PLAYER_NAME>'s proposal. I will gain <NUM>% reward and <PLAYER_NAME> will gain <NUM>% reward.
 3. I will make a new proposal. I will propose that I gain <NUM>% reward and <PLAYER_NAME> will gain <NUM>% reward.
 4. I will negotiate with <PLAYER_NAME>. I will propose that I gain <NUM>% reward and <PLAYER_NAME> will gain <NUM>% reward.
- <PLAYER_NAME> should be from other player names' set: [carpenter_1, carpenter_2, carpenter_3, miner_0, miner_1, miner_2, miner_3]
 - <NUM> should be an integer which is multiples of ten and is not greater than 100.
- Please strictly follow the format above for the output.
- !!!If you are in an coalition with someone, you cannot negotiate with them!!!

Examples:

###

Step: 1

Current surrounding social environment:

[{'carpenter_0'}, {'carpenter_1'}, {'carpenter_2'}, {'carpenter_3'}, {'miner_0'}, {'miner_1'}, {'miner_2'}, {'miner_3'}]

NegoState:

None.

Communication log:

None.


```

Thoughts: I am carpenter_0. miners can craft torch but I can't. As a carpenter, I
    can pick many woods and stones but can only own 1 hammer. miners have a higher
    value for hammers. I have a higher value for torchs. I should negotiate with
    miner to maximize my reward.
Communication: I will negotiate with miner_0. I will propose that I gain 40% reward
    and miner_0 will gain 60% reward.
###
Step 4:
Current surrounding social environment:
[{'carpenter_0'}, {'carpenter_1'}, {'carpenter_2'}, {'carpenter_3'}, {'miner_0'}, {'
    miner_1'}, {'miner_2'}, {'miner_3'}]
NegoState:
['carpenter_1', 'miner_0'],
Communication log:
None

Thoughts: I am carpenter_0. Both miner_0 and carpenter_1 are currently negotiating
    with each other. I can negotiate with miner except for miner_0.
Communication: I will negotiate with miner_1. I will propose that I gain 40% reward
    and miner_0 will gain 60% reward.
###
Step: 10
Current surrounding social environment:
[{'carpenter_0'}, {'carpenter_1'}, {'carpenter_2'}, {'carpenter_3'}, {'miner_0'}, {'
    miner_1'}, {'miner_2'}, {'miner_3'}]
NegoState:
(carpenter_0,miner_0)
Communication log:
miner_0 want to gain 40% reward and you will gain 60% reward.

Thoughts: I am carpenter_0. I'm in negotiate state with miner_0. I can get 60% of
    the reward, which sounds like a good deal and I can accept it.
Communication: Accept miner_0's proposal. I will gain 60% reward and miner_0 will
    gain 40% reward.

```

Listing 4: Prompt example for the Easy task.

```

Instructions:
- The AdaSociety game is an open-ended multi-agent environment. The game consists of
    a complex crafting tree, where the agent needs to obtain as many resources as
    possible in the limited time and craft tools to mine more advanced resources to
    maximize its benefit. At the same time, agents can also take other actions to
    help them increase their returns. The numbers of resources are limited.
- Map: AdaSociety is a 2D grid-world game. The map size is 7*7.
    - Natural resources: [Wood, Stone].
    - Tools: [Hammer]
    - Craft tree:
        - 1 Wood + 1 Stone = 1 Hammer
    - All gathered resources and tools are stored in the agent's inventory.
    - When there are enough resources in the inventory, you can use the CRAFT <TOOL>
        action to synthesize the corresponding tools. For example, your inventory
        must contain wood and stone to craft a hammer.
    - All crafts must be done on the corresponding event grid on the map. For
        example, a Hammer can be crafted ONLY on <Hammer Event>.
    - Default amount of all units in crafts is 1.
    - for carpenter, the value of wood is 1, the value of stone is 1, the value of
        hammer is 5.
    - for miner, the value of wood is 1, the value of stone is 1, the value of
        hammer is 10.
- Player:
    - carpenter_0: can own many woods and stones but can own ONLY own 1 hammer in
        inventory.
    - carpenter_1: can own many woods and stones but can own ONLY own 1 hammer in
        inventory.

```

```

- miner_0: can NOT own wood and stone, buy can own many hammers in inventory.
- miner_1: can NOT own wood and stone, buy can own many hammers in inventory.

Suppose you are a player named <carpenter_0> in the AdaSociety game. Your aim is to
maximize your reward, which can gain from the resource value and the craft
value.
Join the coalition to share profits with other members according to the agreed-upon
distribution ratio.
At each round in action phase, you will receive the current state:
Step: ...
Current surrounding social environment: ...
payoff: The proportion of the split, shared within an coalition.
Current surrounding physical environment: ...
Your current inventory: ...

In action phase, You should respond to me with
Thoughts: (Your analysis to the current state)
Plan: (The action you plan to take)

You should choose *ONLY ONE* Plan from the following four options: [GATHER <NUM> <
RESOURCE>, CRAFT 1 <TOOL>, EXPLORE MAP, DUMP <TOOL>]. Here are explanations
about them:
- GATHER <NUM> <RESOURCE>: RESOURCE is chosen from the Natural resource list above.
  You shouldn't try to gather resources that aren't in your field of view because
  you don't know where they are. You should also not try to gather resources
  that are not natural resources.
- CRAFT 1 <TOOL>: TOOL is chosen from the Tools list above. This plan can help you
  use the items in your inventory and follow the craft tree to craft the
  resources or tools you need. You can only use this plan if you have the
  corresponding event grid (i.e. the craft point) in your view. You should make
  sure you have enough material to craft.
- EXPLORE MAP: This plan helps you move randomly to explore the map.
- DUMP <TOOL>: TOOL is chosen from the Tools list above. The plan is to drop tools
  on the ground because some agents have a tool capacity of only 1. This action
  will decrease the corresponding item in the inventory by 1. If the item is not
  in the inventory, please do not choose this plan.

<NUM> should be an integer not greater than 10.
Please strictly follow the format above for the output.
!!!Before making your crafting choice, please carefully check your inventory to
  ensure you have the necessary materials for crafting. And ensure that the tools
  in the inventory are fewer than the tool capacity. If there are excess tools,
  they should be discarded before crafting new tools. Random crafting selections
  are not allowed!!!
!!!If your inventory don't have hammers, please not dump hammers!!!
!!!craft hammer must need stone and wood, both stone and wood are indispensable.!!!

Examples:
###
Step: 50
Current surrounding social environment:
[{'carpenter_0', 'carpenter_1', 'miner_0', 'miner_1'}]
Current surrounding physical environment:
The resources in your observation are: [Wood, Stone]. The distances of them are
  [5,4] steps away. The numbers of them are [5,4] respectively.
The event grid in your observation are: [Hammer Event]. The distances of them are
  [0] steps away.
The people in your observation are: [miner_1], The distances of them are [1] steps
  away.
Your current inventory:
You have 3 wood.

Thoughts: I'm carpenter_0, and I currently have 3 woods in my inventory. In my
  observation, there is wood and stone nearby, which I can gather. The
  Hammercraft event is also close by, allowing me to craft a hammer. But I hanve

```

```

no enough material to craft hammer, so I need to gather resources. Since I have
  3 woods, so I need to gather 3 stones.
Plan: GATHER 3 STONE.

###
Step: 90
Current surrounding social environment:
[{'carpenter_0','miner_1'}, {'carpenter_1', 'miner_0'}]
Current surrounding physical environment:
The resources in your observation are: [Wood, Stone]. The distances of them are
  [5,4] steps away. The numbers of them are [4,5] respectively.
The event grid in your observation are: [Hammer Event]. The distances of them are
  [3] steps away.
The people in your observation are: [miner_0, miner_1], The distances of them are
  [3,1] steps away.
Your current inventory:
You have 4 wood, 6 Stone.

Thoughts: I'm carpenter_0. I have 4 wood, 6 Stone. I am in a coalition with both
  carpenters and miners. The resources available are wood and stone, both of
  which are nearby. The hammercraft event is right next to me, allowing me to
  craft a hammer. I currently have more than 1 wood and more than 1 stone in my
  inventory, which is enough to craft a hammer. I have no hammers in the
  inventory. I choose to craft hammer.
Plan: CRAFT 1 HAMMER.

###
Step: 90
Current surrounding social environment:
[{'carpenter_0','miner_1'}, {'carpenter_1', 'miner_0'}]
Current surrounding physical environment:
The resources in your observation are: [Wood, Stone]. The distances of them are
  [5,4] steps away. The numbers of them are [4,5] respectively.
The event grid in your observation are: [Hammer Event]. The distances of them are
  [3] steps away.
The people in your observation are: [miner_0, miner_1], The distances of them are
  [3,1] steps away.
Your current inventory:
You have 4 wood, 6 Stone, 1 hammer.

Thoughts: I'm carpenter_0. I have 4 wood, 6 Stone, 1 hammer. I am in a coalition
  with both carpenters and miners. The resources available are wood and stone,
  both of which are nearby. The hammercraft event is right next to me, allowing
  me to craft a hammer. I currently have more than 1 wood and more than 1 stone
  in my inventory, which is enough to craft a hammer. Since I have one hammer and
  miner_1 who is also in my coalition is closer to me than miner_0 in my
  observation, I should consider discarding my current hammer before crafting a
  new one to maximize the coalition's rewards, which miner_1 can pick the hammer
  and if miner_1 own hammer, it will gain more rewards than I own hammers.
Plan: DUMP HAMMER.

```

Listing 5: Prompt example for the Hard task.

```

Instructions:
- The AdaSociety game is an open-ended multi-agent environment. The game consists of
  a complex crafting tree, where the agent needs to obtain as many resources as
  possible in the limited time and craft tools to mine more advanced resources to
  maximize its benefit. At the same time, agents can also take other actions to
  help them increase their returns. The numbers of resources are limited.
- Map: AdaSociety is a 2D grid-world game. The map size is 15*15.
  - Natural resources: [Wood, Stone, Coal, Iron]. Some of them can only be
    discovered with some specific tools, which will be introduced next.
  - Tools: [Hammer, Torch]
  - Craft tree:
    - 1 Wood + 1 Stone = 1 Hammer. With a Hammer, Coal can be gathered;

```

- 1 Coal + 1 Wood = 1 Torch. With a Torch, Iron can be discovered;
- All gathered and tools are stored in the agent's inventory.
- All crafts must be done on the corresponding event grid on the map. For example, your inventory must contain wood and stone to craft a hammer.
- Default amount of all units in crafts is 1.
- for carpenter, the value of wood is 1, the value of stone is 1, the value of hammer is 5, the value of coal is 10, the value of torch is 30, the value of iron is 20.
- for miner, the value of wood is 1, the value of stone is 1, the value of hammer is 5, the value of coal is 10, the value of torch is 30, the value of iron is 20.- Player:
- carpenter_0: You can gather many woods, stones and irons. You can not gather coal. You can own many torchs. Your own inventory can ONLY own 1 hammer.
- carpenter_1: You can gather many woods, stones and irons. You can not gather coal. You can own many torchs. Your own inventory can ONLY own 1 hammer.
- carpenter_2: You can gather many woods, stones and irons. You can not gather coal. You can own many torchs. Your own inventory can ONLY own 1 hammer.
- carpenter_3: You can gather many woods, stones and irons. You can not gather coal. You can own many torchs. Your own inventory can ONLY own 1 hammer.
- miner_0: You can gather many woods and coals. You can not gather stone and iron. You can own many hammers. Your own inventory can ONLY own 1 torch.
- miner_1: You can gather many woods and coals. You can not gather stone and iron. You can own many hammers. Your own inventory can ONLY own 1 torch.
- miner_2: You can gather many woods and coals. You can not gather stone and iron. You can own many hammers. Your own inventory can ONLY own 1 torch.
- miner_3: You can gather many woods and coals. You can not gather stone and iron. You can own many hammers. Your own inventory can ONLY own 1 torch.

Suppose you are a player named <carpenter_0> in the AdaSociety game. You are now in the action phase. Your aim is to maximize your reward, which can gain from the resource value and the craft value.

You can not craft torchs, but you can craft hammers.

Join the coalition to share profits with other members according to the agreed-upon distribution ratio.

At each round in action phase, you will receive the current state:

Step: ...

Current surrounding social environment: ...

payoff: The proportion of the split, shared within an coalition.

Current surrounding physical environment: ...

Your current inventory: ...

In action phase, You should respond to me with

Thoughts: (Your analysis to the current state)

Plan: (The action you plan to take)

You should choose *ONLY ONE* Plan from the following four options: [GATHER <NUM> <WOOD/STONE/IRON/TORCH>, CRAFT 1 HAMMER, EXPLORE MAP, DUMP HAMMER]. Here are explanations about them:

- GATHER <NUM> <WOOD/STONE/IRON/TORCH>: You shouldn't try to gather items that aren't in your field of view because you don't know where they are. You should also not try to gather item that are not in <WOOD/STONE/IRON/TORCH>. You can only choose one type of item in your plan.
- CRAFT 1 HAMMER: This plan can help you use the items in your inventory and follow the craft tree to craft the resources or tools you need. You can only use this plan if you have the corresponding event grid (i.e. the craft point) in your view. You should make sure you have enough material to craft.
- EXPLORE MAP: This plan helps you move randomly to explore the map.
- DUMP HAMMER: The plan is to drop hammers on the ground because some agents have hammer's capacity of only 1. This action will decrease the corresponding item in the inventory by 1. If the item is not in the inventory, please do not choose this plan.

<NUM> should be an integer not greater than 10.

Please strictly follow the format above for the output.

!!!Before making your crafting choice, please carefully check your inventory to ensure you have the necessary materials for crafting. And ensure that the tools in the inventory are fewer than the tool capacity. If there are excess tools, they should be discarded before crafting new tools. Random crafting selections are not allowed!!!

!!!If your inventory don't have hammers, please do not dump hammers!!!

!!!craft hammer must need stone and wood, both stone and wood are indispensable.!!!

Examples:

###

Step: 50

Current surrounding social environment:

[[carpenter_0, carpenter_1, carpenter_2, carpenter_3, miner_0, miner_1, miner_2, miner_3]].

payoff: 0.1, 0.1, 0.1, 0.1, 0.1, 0.1, 0.2, 0.2

Current surrounding physical environment:

The resources in your observation are: [Wood, Stone]. The distances of them are [5,4] steps away. The numbers of them are [5,4] respectively.

The event grid in your observation are: [Hammer Event]. The distances of them are [0] steps away.

The people in your observation are: [miner_1], The distances of them are [1] steps away.

Your current inventory:

You have 3 wood.

Thoughts: I'm carpenter_0, and I currently have 3 woods in my inventory. In my observation, there is wood and stone nearby, which I can gather. The Hammercraft event is also close by, allowing me to craft a hammer. But I have no enough material to craft hammer, so I need to gather resources. Since I have 3 woods, so I need to gather 3 stones.

Plan: GATHER 3 STONE.

###

Step: 90

Current surrounding social environment:

[[{'carpenter_0', 'miner_1'}, {'carpenter_1', 'miner_1', 'miner_2', 'carpenter_2', 'miner_3', 'carpenter_3'}]]

payoff: 0.6, 0.1, 0.1, 0.2, 0.2, 0.4, 0.2, 0.2

Current surrounding physical environment:

The resources in your observation are: [Wood, Stone]. The distances of them are [5,4] steps away. The numbers of them are [5,4] respectively.

The event grid in your observation are: [Hammer Event]. The distances of them are [0] steps away.

The people in your observation are: [miner_1], The distances of them are [1] steps away.

Your current inventory:

You have 4 wood, 6 Stone, 1 hammer.

Thoughts: I'm carpenter_0. In my coalition, there are mostly stones and a minority of wood. I can craft hammer heads first to help the coalition gain greater profits. miner_1 is in my coalition and he is closer than other people in order to my hammer don't be gathered by other coalition, miner own hammers can bring more rewards to the coalition, so I will dump hammer.

Plan: DUMP HAMMER.

###

Step: 50

Current surrounding social environment:

[[carpenter_0, carpenter_1, carpenter_2, carpenter_3, miner_0, miner_1, miner_2, miner_3]].

payoff: 0.1, 0.1, 0.1, 0.1, 0.1, 0.1, 0.2, 0.2

Current surrounding physical environment:

The resources in your observation are: []. The distances of them are [] steps away. The numbers of them are [] respectively.

The event grid in your observation are: [Hammer Event]. The distances of them are [0] steps away.
The people in your observation are: [miner_0], The distances of them are [1] steps away.
Your current inventory:
You have NOTHING in your inventory.

Thoughts: I am carpenter_0, and in the current coalition, there are both carpenters and miners. The hammercraft event is right next to me. Since I have no wood and no stone, I can also not craft hammer. I don't see any resource in my field of view, so I need to explore the map to find one.
Plan: EXPLORE MAP.