

---

# ROBIN: Robust and Invisible Watermarks for Diffusion Models with Adversarial Optimization

---

Huayang Huang<sup>1</sup>, Yu Wu<sup>1,\*</sup>, Qian Wang<sup>2</sup>

<sup>1</sup>School of Computer Science, Wuhan University

<sup>2</sup>School of Cyber Science and Engineering, Wuhan University  
{hyhuang, wuyucs, qianwang}@whu.edu.cn

## Abstract

Watermarking generative content serves as a vital tool for authentication, ownership protection, and mitigation of potential misuse. Existing watermarking methods face the challenge of balancing robustness and concealment. They empirically inject a watermark that is both invisible and robust and *passively* achieve concealment by limiting the strength of the watermark, thus reducing the robustness. In this paper, we propose to explicitly introduce a watermark hiding process to *actively* achieve concealment, thus allowing the embedding of stronger watermarks. To be specific, we implant a robust watermark in an intermediate diffusion state and then guide the model to hide the watermark in the final generated image. We employ an adversarial optimization algorithm to produce the optimal hiding prompt guiding signal for each watermark. The prompt embedding is optimized to minimize artifacts in the generated image, while the watermark is optimized to achieve maximum strength. The watermark can be verified by reversing the generation process. Experiments on various diffusion models demonstrate the watermark remains verifiable even under significant image tampering and shows superior invisibility compared to other state-of-the-art robust watermarking methods.

## 1 Introduction

Diffusion models (DMs) are revolutionizing content creation and generating stunningly realistic imagery across diverse domains [17, 33, 60]. The advent of text-to-image diffusion models [31, 30, 58], coupled with personalized generation techniques [53, 7, 32, 15, 41, 59], enables the creation of highly specific content by virtually anyone. However, it has raised concerns about authenticity and ownership, including the risk of plagiarism [34, 22] and the potential misuse of images of public figures [39, 5]. Consequently, governments and businesses are increasingly advocating for robust mechanisms to verify the origins of generative content [19, 45].

Watermarking offers a proactive approach to authenticate the source of generated content. This technique embeds imperceptible secret messages within the generated content. These messages serve as unique identifiers, confirming the image’s origin while remaining invisible to the human eye. They also need to be robust enough to withstand potential distortions encountered during online sharing.

Existing watermarking techniques face a significant challenge in striking a balance between concealment and robustness. Traditional post-processing methods [46, 9] employ an empirical approach to identify an invisible and robust watermark and embed it within the generated image. They *passively* achieve concealment by limiting the watermark strength, consequently compromising robustness. Conversely, stronger watermarks, while enhancing robustness, can introduce visible artifacts into the generated image. Recent advancements in in-processing watermarking for diffusion models expect

---

\*Corresponding author

the generative model to learn this balance and directly produce watermarked content. However, these methods often require expensive model retraining [55, 48, 13] or can lead to unintended semantic alterations within the generated images [44].

Our ROBIN scheme introduces an explicit watermark hiding process to *actively* achieve concealment. This approach reduces the invisibility limitation of the watermark itself and thus enables the embedding of more robust watermarks. Specifically, we implant a robust watermark within an intermediate diffusion state, and then directionally guide the model to gradually conceal the implanted watermark, thus achieving invisibility in the final generated image. In this way, robust watermarks can be secretly implanted in the generated content without model retraining.

We focus on the text-to-image diffusion models, which support an additional prompt signal to guide the generation process. We employ an adversarial optimization algorithm to design an optimal prompt guidance signal specifically tailored for each watermark. **The prompt embedding is optimized to minimize artifacts in the generated image, and the watermark is optimized to achieve maximum strength.** The optimized watermark and prompt signal are universally applicable to all images. During the generation process, the watermark is implanted within an intermediate state following the semantic formation stage. Subsequently, the optimized prompt guidance signal is introduced throughout the remaining diffusion steps. After image generation, following previous works [44, 49], we reverse the diffusion process to the watermark embedding point to verify the existence of the watermark. This innovative approach offers a promising way to overcome the trade-off between watermark strength and stealth by explicitly introducing an additional watermark hiding process.

In summary, our key contributions are as follows:

- We propose a novel watermarking method for diffusion models that embed a robust watermark and subsequently employ an active hiding process to achieve imperceptibility.
- We develop an adversarial optimization algorithm to generate a prompt signal for watermark hiding and a strong watermark that can be hidden and strategically select the watermarking point within the diffusion trajectory.
- Evaluations on both latent and image diffusion models demonstrate that our scheme exhibits superior robustness against various image manipulations while preserving semantic content.

## 2 Related work

**Diffusion generation and inversion.** Diffusion models [17, 12, 36, 37] operate by iteratively transforming pure noise  $x_T \sim \mathcal{N}(0, \mathbf{I})$  into increasingly realistic images  $x_0 \sim q(x)$  through  $T$  steps of denoising. The learning process involves a stochastic Markov chain in two directions. The forward process diffuses the sample  $x_0$  by adding random noise:

$$q(x_t|x_{t-1}) = \mathcal{N}(\sqrt{1 - \beta_t}x_{t-1}, \beta_t\mathbf{I}), \quad (1)$$

where  $\{\beta_t\}_{t=1}^T$  is the scheduled variance.  $x_t$  can also be generated from  $x_0$  as:

$$x_t = \sqrt{\bar{\alpha}_t}x_0 + \sqrt{1 - \bar{\alpha}_t}\epsilon, \quad (2)$$

where  $\bar{\alpha}_t = \prod_{s=1}^t (1 - \beta_s)$  and  $\epsilon \sim \mathcal{N}(0, \mathbf{I})$ . Then a network  $\epsilon_\theta$  is learned to predict the noise in each step, following the objective:

$$\min_{\theta} E_{x_0, t \sim \text{Uniform}(1, T), \epsilon \sim \mathcal{N}(0, \mathbf{I})} \|\epsilon - \epsilon_\theta(x_t, t, \psi(p))\|_2^2, \quad (3)$$

where  $x_t$  is the noise latent at timesteps  $t$  and  $\psi(p)$  is the embedding of the text prompt  $p$ .

DDIM (Denoising Diffusion Implicit Model) [35] introduces the ODE solver for deterministic sampling by constructing the original one as a non-Markov process. It computes the  $x_{t-1}$  from  $x_t$  by predicting the estimation of  $x_0$  and the direction pointing to  $x_t$ :

$$x'_0 = \frac{x_t - \sqrt{1 - \bar{\alpha}_t}\epsilon_\theta(x_t, t, \psi(p))}{\sqrt{\bar{\alpha}_t}}, \quad (4)$$

$$x_{t-1} = \sqrt{\bar{\alpha}_{t-1}}x'_0 + \sqrt{1 - \bar{\alpha}_{t-1}}\epsilon_\theta(x_t, t, \psi(p)). \quad (5)$$

The deterministic generation properties of DDIM allow it to reconstruct the noise latent  $\hat{x}_t$  from the final image  $x_0$  as :

$$\hat{x}_t = \sqrt{\bar{\alpha}_t}x_0 + \sqrt{1 - \bar{\alpha}_t}\epsilon_\theta(x_{t-1}, t - 1). \quad (6)$$

This unique characteristic allows us to selectively mark and recover an inner noise representation within the diffusion process, which serves as a powerful tool for our watermarking approach.

**Watermarking generative models.** The content watermark of generative models can be introduced either after the generation (post-processing) or during the sampling process (in-processing). Post-processing methods can adopt traditional digital image watermarking technology. Popular methods include frequency domain watermarking, which modifies the image representation in domains like Discrete Wavelet Transform (DWT) [47] or Discrete Cosine Transform (DCT) [8]. DwtDct watermarking [3] is applied in open sourced model Stable Diffusion. Frequency domain watermarks can be designed to be robust against common image manipulations like cropping, scaling, and even compression [38]. HiDDeN [57] pioneered the end-to-end approach, utilizing an encoder-decoder architecture to directly generate watermarked images. RivaGAN [52] leverages adversarial training to incorporate perturbations and image processing during model training for increased robustness.

In-processing methods make the watermark become part of the generated image by interfering with the generation process. Early approaches explored adding watermarks to training data [50, 55, 10, 13, 48], essentially building a watermark encoder into the model. Stable Signature [14] simplified this process by fine-tuning only the external decoder of latent diffusion models. However, these methods all treated watermarking as a separate goal from the generation task, limiting their flexibility. The recent Tree-Ring watermarking [44] shares similarities with our approach, modifying the initial noise to encode information semantically within the image. However, the semantic modifications induced by Tree-Ring watermarks are random and may compromise the faithfulness of the original model. Therefore, we aim to preserve the original semantics exactly to guarantee a similar level of text alignment compared to the original generation. Our work shows that embedding the watermark within the intermediate diffusion state and guiding the model to hide it can achieve the secret embedding of strong watermarks without model retraining.

### 3 Methodology

#### 3.1 Overview of ROBIN

**Task definition.** Diffusion model watermarking aims to embed an invisible and verifiable watermark  $w_i$  within the generated image  $x_0$ , using a watermark implantation function  $I$ . During Internet transmission, the generated content may be subjected to various image transformation operations  $\mathcal{T}$ . The model owner aims to leverage a watermark extraction algorithm  $E$  to verify the presence of  $w_i$  within the distorted sample  $\mathcal{T}(x_0)$ , thereby establishing image ownership.

**Pipeline of ROBIN.** *Watermark generation.* We first generate a hiding prompt guidance signal  $w_p$  for each watermark  $w_i$  using the adversarial optimization algorithm, which is detailed in Section 3.2.

*Watermark implantation.* ROBIN implants  $w_i$  into an intermediate generation state  $x_t$  after the semantics have been formed as

$$x_t^* = I(x_t, w_i, \mathbb{M}), \quad (7)$$

where  $I$  injects  $w_i$  into the frequency domain of  $x_t$  and  $\mathbb{M}$  is the coverage area of the watermark. During the remaining DDIM generation, ROBIN incorporates the optimized prompt guidance signal  $w_p$  to direct the model towards hiding the watermark  $w_i$  to maintain the similarity between the generated image  $x_0^*$  and its unwatermarked counterpart  $x_0$ . Let  $t_{\text{injection}}$  be the watermark injection point, the generation of the watermarked image is as follows:

$$p_\theta^{(t)}(x_{t-1}|x_t) = \begin{cases} \sqrt{\bar{\alpha}_{t-1}}x'_0 + \sqrt{1 - \bar{\alpha}_{t-1}}\epsilon_\theta(x_t, t, \psi(p)) & \text{if } T \geq t > t_{\text{injection}} \\ \sqrt{\bar{\alpha}_{t-1}}x_0^* + \sqrt{1 - \bar{\alpha}_{t-1}}\epsilon_\theta(x_t^*, t, \psi(p), w_p) & \text{if } t_{\text{injection}} \geq t \end{cases} \quad (8)$$

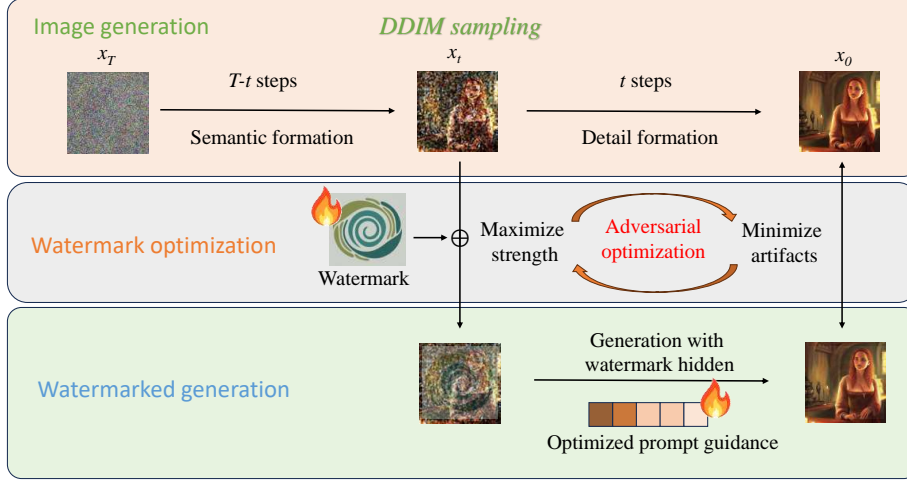


Figure 1: The watermark optimization and implantation of ROBIN. A robust watermark is added at an intermediate state of generation, and an additional prompt guiding signal is optimized to direct the model towards hiding the embedded watermark in the generated image. The image watermark and guiding signal are optimized adversarially to improve robustness and invisibility.

After embedding the watermark, the model is guided by both the original input text prompt  $p$  and the optimized prompt embedding  $w_p$  to achieve reliable generation with the watermark hidden. The predicted noise then becomes

$$\begin{aligned} \epsilon_{\theta}(x_t^*, t, \psi(p), w_p) &= \eta_1 \cdot \epsilon_{\theta}(x_t^*, t, \psi(p)) + \eta_2 \cdot \epsilon_{\theta}(x_t^*, t, w_p) \\ &+ (1 - \eta_1 - \eta_2) \cdot \epsilon_{\theta}(x_t^*, t, \psi(\emptyset)), \end{aligned} \quad (9)$$

where  $\eta_1, \eta_2$  are the guidance scale parameters to weight the guidance of the original text prompt and the optimized prompt signal.

*Watermark verification.* To verify the watermark, we reverse the transformed watermarked image  $\mathcal{T}(x_0^*)$  to step  $t_{\text{injection}}$  and retrieve the intermediate state  $\hat{x}_t^*$ . The watermark information  $w' = E(\hat{x}_t^*, \mathbb{M})$  is extracted from the frequency space of  $\hat{x}_t^*$ . L1 distance  $D$  is used to measure the similarity between  $w$  and  $w'$ . When the distance falls below a threshold as

$$D(w, w') = \frac{1}{|\mathbb{M}|} \sum_{i \in \mathbb{M}} |w_i - w'_i| \leq \tau, \quad (11)$$

the presence of the watermark within the image is confirmed. Figure 1 presents the watermark generation and implantation process of ROBIN.

### 3.2 Adversarial optimization algorithm

We employ an adversarial optimization algorithm to generate the watermark and the corresponding hiding prompt guidance signal. The prompt signal is optimized in the embedding space and guides the model to conceal the embedded image watermark, while the watermark tries to be as strong as possible while allowing for its targeted hiding by the prompt signal.

The objective of the prompt guiding signal is to minimize the impact of the watermark on the final generated image. We define the image retaining loss  $l_{ret}$ , which penalizes excessive deviations from the original images:

$$l_{ret} = \text{MSE}(x_0^* - x_0), \quad (12)$$

$$x_0^* = \frac{x_t^* - \sqrt{1 - \bar{\alpha}_t} \epsilon_{\theta}(x_t^*, t, \psi(p), w_p)}{\sqrt{\bar{\alpha}_t}}. \quad (13)$$

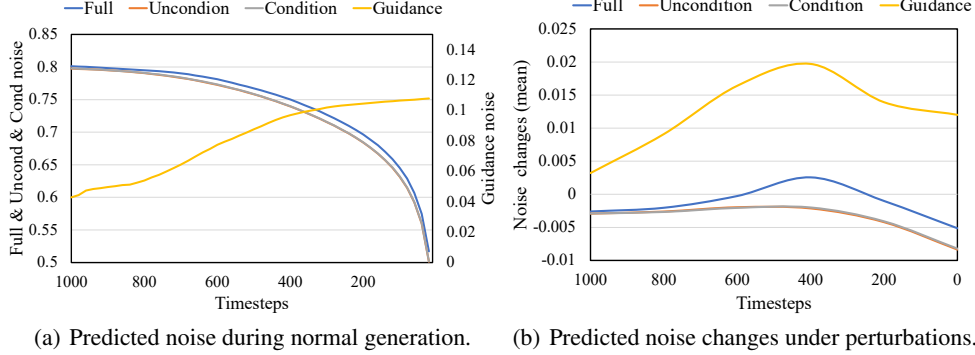


Figure 2: The impact of introducing frequency domain disturbances at different diffusion steps on the predicted noise. Timestep 1000 signifies the Gaussian noise state and step 0 represents the final generated image. The Uncondition curve (orange) and the Condition curve (gray) nearly overlap in both figures. Guidance is the amplified difference of Uncondition and Condition. Full is the addition of Uncondition and Guidance.

$x_0^*$  is the final image predicted from the watermarked noisy latent  $x_t^*$  through Equation (4) with an additional guidance  $w_p$ . MSE denotes the mean squared error.

Furthermore, as the loss incurred during DDIM inversion increases proportionally with the guidance strength [25], we introduce a constraint term  $l_{cons}$  to prevent excessive prompt guidance:

$$l_{cons} = \text{MSE}(\epsilon_{\theta}(x_t^*, t, w_p) - \epsilon_{\theta}(x_t^*, t, \psi(\emptyset))). \quad (14)$$

To achieve robustness, we embed the watermark in the frequency domain of the image [44]. Frequency domain signals are more resistant to spatial operations compared to spatial domain signals [43]. Similar to [44], we set the watermark as multiple concentric rings, but we further optimize its value to the maximum within the aforementioned constraints for greater strength and better robustness. The optimization losses of  $w_p$  and  $w_i$  become

$$\mathcal{L}_{w_p} = \alpha l_{ret} + \beta l_{cons}, \quad (15)$$

$$\mathcal{L}_{w_i} = \alpha l_{ret} + \beta l_{cons} - \lambda \|w_i\|. \quad (16)$$

Since the watermark and the prompt guiding signal are interdependent, we employ an alternating optimization method, in which we iteratively optimize one while fixing the other. More details about the watermark design and optimization algorithm are presented in Appendix A.

### 3.3 Finding keypoints for implantation

The selection of the optimal stage for watermark embedding within the diffusion process is crucial for achieving both high image fidelity and semantic consistency with the input text prompt. We delve into the sensitivity of the predicted noise to frequency domain disturbances in different diffusion steps. According to classifier-free guidance method [27], the predicted noise in each step can be depicted as  $Full = Uncondition + s \cdot (Condition - Uncondition)$ . Condition and Uncondition are predicted noise with and without text conditions. Parameter  $s$  is the scaling factor and the second term of the addition is called Guidance. Full noise is the final noise to be removed in the current step.

Figure 2(a) shows the evolution of mean values of various predicted noise terms throughout the generation process. We can find that after step 300, the slowdown in guidance rise indicates the completion of basic semantic formation and diminishing guidance influence. Additionally, Figure 2(b) presents how the predicted noise changes when perturbations are added at different timesteps. When the timestep is greater than 200, the frequency domain noise interferes with the generation process mainly by disrupting the guidance term. After 200 steps, the intrinsic unconditional term is more affected. We can conclude that early generation stages establish the foundation for image semantics and excessive intervention at this point can disrupt the intended image content. Conversely,

manipulating the final stages, dedicated to refining image details, may impede the model’s capacity to recover from watermark-induced noise, ultimately compromising the final image quality.

Therefore, we strategically choose the watermark insertion point between steps 300 and 200. This stage offers the sweet spot: frequency perturbations have minimal impact on the mean of the predicted noise, allowing for watermark integration without sacrificing image quality and disruption to the core semantics.

### 3.4 Watermark validation

In the watermark verification phase, we reverse the diffusion process to get the state  $\hat{x}_t^*$  at the watermark injection step. We extract the  $\mathbb{M}$  region of  $\hat{x}_t^*$ ’s Fourier space and calculate its L1 distance from the implanted watermark  $w_i$ . However, the original prompt used for image generation is unknown during verification of online images. Similar to [44], we use the null-text prompt as the condition text embedding and set the guidance scale to 1.0. We also found unexpectedly that introducing the optimized prompt signal during inversion hinders the watermark recovery, which we aim to explore in future work. Our watermark verification requires a reversible generation process, making it compatible with any reversible samplers such as DPM-Solver [23], DPM-Solver++ [24], PNDM [21], and AMED-Solver [56].

## 4 Experiments

### 4.1 Experimental setting

**Model and dataset.** We conducted experiments on two distinct diffusion models operating in latent and image domains. For the latent diffusion model, we utilize the widely available Stable Diffusion-v2 [31] and the stable-diffusion-prompts dataset from Gustavosta [1]. We also test on a guided diffusion model [2] trained on the ImageNet [12], which operates directly on the pixel domain and can generate images of size  $256 \times 256$  based on the category provided.

**Evaluation metrics.** To assess the effectiveness of ROBIN, we compute the Area Under the ROC Curve (AUC-ROC) based on the L1 distance to measure the effectiveness of watermark verification. Specifically, we compute AUC using 1,000 watermarked and 1,000 clean images. For the quality of watermarked images, we employ a suite of diverse metrics. We utilize classic measures like PSNR (Peak Signal-to-Noise Ratio), SSIM (Structural Similarity Index), and MSSIM (Multiscale SSIM) [42] to quantify the pixel-level differences between watermarked and original images. We employ the Fréchet Inception Distance (FID) [16] to evaluate the fidelity of the watermarked image distribution. We also leverage the CLIP score [29] to measure the alignment between generated images and their corresponding text prompts. More details are provided in Appendix B.1.

**Implementation details.** We utilize 50 steps of deterministic sampling for both models. Stable Diffusion employs the second-order multistep DPM-Solver algorithm [23] with a default guidance scale of 7.5. ImageNet diffusion model leverages the DDIM sampling algorithm [35]. We optimize the watermark and the hiding prompt using 50 generated images. The learning rates for the image watermark and prompt guidance are 0.8 and  $5e-04$ , respectively, with a total of 1,000 optimization rounds. The default image watermark covers 70% of the image frequency domain. All experiments are conducted on an NVIDIA GeForce RTX 3090 GPU.

### 4.2 Effectiveness and robustness

We compare our method with five baselines: DwtDct [4], DwtDctSvd [26], RivaGAN [52], Stable Signature [14], and Tree-Ring watermarks [44]. To ensure the watermark’s resilience in real-world scenarios, we delve into its robustness under various image transformations. These include Gaussian blur with radius 4, Gaussian noise with intensity 10%, jpeg compression with quality 25, color jitter with brightness 6, random rotation of 75 degrees, and random cropping of 75% and rescaling. These settings are strict for watermark verification because the image has been significantly altered. ROBIN is also evaluated under a combination of attacks where we randomly selected various combination of the six transformations. The processed samples are shown in Figure 6 in the Appendix.

Table 1: Comparison of AUC under different attacks and verification time for Stable Diffusion [31]. Clean represents the watermark verification on unmanipulated images. Avg is the average AUC across all attack cases. Time is the time required to validate the watermark for a single image.

Method		Clean	Blur	Noise	JPEG	Bright	Rotation	Crop	Avg	Time
Post-processing	DwtDct [4]	0.974	0.503	0.293	0.492	0.519	0.596	0.640	0.574	<b>0.056s</b>
	DwtDctSvd [26]	<b>1.000</b>	0.979	0.706	0.753	0.517	0.431	0.511	0.702	0.233s
	RivaGAN [52]	0.999	0.974	0.888	0.981	0.963	0.173	0.999	0.854	0.437s
In-processing	StableSig [14]	<b>1.000</b>	0.565	0.731	0.989	0.976	0.658	<b>1.000</b>	0.845	0.112s
	Tree-Ring [44]	<b>1.000</b>	<b>0.999</b>	0.944	<b>0.999</b>	<b>0.983</b>	0.935	0.961	0.975	2.599s
	ROBIN	<b>1.000</b>	<b>0.999</b>	<b>0.954</b>	<b>0.999</b>	0.975	<b>0.957</b>	0.994	<b>0.983</b>	0.531s

Table 2: Comparison of AUC under different attacks and verification time for Imagenet Diffusion [2]. Stable Signature is specifically designed for latent diffusion models and are incompatible with pixel-level ImageNet diffusion models

Method		Clean	Blur	Noise	JPEG	Bright	Rotation	Crop	Avg	Time
Post-processing	DwtDct [4]	0.899	0.512	0.365	0.522	0.538	0.478	0.433	0.536	<b>0.012s</b>
	DwtDctSvd [26]	<b>1.000</b>	0.947	0.656	0.568	0.535	0.669	0.614	0.713	0.058s
	RivaGAN [52]	<b>1.000</b>	0.988	0.962	<b>0.978</b>	0.924	0.321	0.999	0.882	0.109s
In-processing	Tree-Ring [44]	0.999	0.975	0.979	0.940	0.861	0.975	0.994	0.966	3.963s
	ROBIN	<b>1.000</b>	<b>0.999</b>	<b>0.994</b>	0.969	<b>0.959</b>	<b>0.998</b>	<b>1.000</b>	<b>0.988</b>	0.986s

Table 3: AUC on different number of random attacks applied at the same time.

Method	1	2	3	4	5	6
Tree-Ring	0.969	0.809	0.699	0.520	0.546	0.509
ROBIN	<b>0.973</b>	<b>0.814</b>	<b>0.759</b>	<b>0.579</b>	<b>0.558</b>	<b>0.556</b>

**Robustness.** The comprehensive results of AUC comparison with baselines are presented in Table 1 and Table 2. While most methods (except DwtDct) perform well for watermark verification in the absence of attacks, their accuracy degrades with strong image manipulations. Traditional frequency-domain methods show significant vulnerability. RivaGAN falters with image rotations, and Stable Signature exhibits sensitivity to blur, noise, and rotation. The Tree-Ring watermark displays better robustness due to its pattern design but remains less resilient than ROBIN.

The performance of watermark verification for Stable Diffusion under different numbers of simultaneous attacks is shown in Table 3. Note that due to the inherent potency of the individual attacks, their combination leads to significant image quality deterioration. The resulting images are presented in Figure 7. But ROBIN still demonstrates superior robustness compared to the state-of-the-art method Tree-Ring in such challenging scenarios.

The robustness of ROBIN on the one hand comes from the introduction of an explicit hiding process, we can implant a stronger watermark. Furthermore, fewer inversion steps during verification compared to Tree-Ring watermarks also mitigate the accumulation of DDIM inversion errors, further enhancing accuracy. The evaluation of ROBIN under more attacks is presented in Appendix C.2.

**Time cost.** The time cost of watermark verification associated with different watermarking schemes is presented in the last column of Table 1 and Table 2. The simple DwtDct method demonstrates the fastest performance, achieving a validation time of less than 0.1s. DwtDctSvd exhibits a  $4\times$  slowdown compared to DwtDct, while RivaGAN is  $10\times$  slower. StableSig decodes the watermark directly from the image, but it requires fine-tuning the model. The verification of Tree-Ring watermarks necessitates reversing the entire generation process, resulting in significant time costs. ROBIN requires reversing only a limited number of generation steps, resulting in consumption times of 0.531s and 0.986s for the two models, which are considerably lower compared to the Tree-Ring watermark. More experimental results are presented in Appendix C.1.

### 4.3 Quality of watermarked image

Traditional post-hoc watermarking methods introduce subtle visual distortions into the generated images. In contrast, the objective of ROBIN aligns with the Tree-Ring in constructing a “content

Table 4: Quality of generated images. PSNR, SSIM and MSSIM measure the similarity between the watermarked and unwatermarked images. CLIP evaluates how well the watermarked image aligns with the user-provided textual description. FID measures the distribution similarity between the watermarked dataset and a random dataset of real images. The subscripts indicate the standard deviation of five independent experimental runs, each initialized with a different random seed.

Model	Method	PSNR $\uparrow$	SSIM $\uparrow$	MSSIM $\uparrow$	CLIP $\uparrow$	FID $\downarrow$
Stable Diffusion [31]	W/o watermark	$\infty$	1.000	1.000	0.403	25.53
	Tree-Ring [44]	15.37 <sub>.07</sub>	0.568 <sub>.003</sub>	0.626 <sub>.005</sub>	0.364 <sub>.00</sub>	<b>25.93<sub>.13</sub></b>
	ROBIN	<b>24.03<sub>.04</sub></b>	<b>0.768<sub>.000</sub></b>	<b>0.881<sub>.001</sub></b>	<b>0.396<sub>.00</sub></b>	26.86 <sub>.09</sub>
ImageNet Diffusion [2]	W/o watermark	$\infty$	1.000	1.000	0.271	16.25
	Tree-Ring [44]	15.68 <sub>.03</sub>	0.663 <sub>.002</sub>	0.607 <sub>.001</sub>	0.267 <sub>.00</sub>	<b>17.68<sub>.16</sub></b>
	ROBIN	<b>24.98<sub>.02</sub></b>	<b>0.875<sub>.000</sub></b>	<b>0.872<sub>.000</sub></b>	<b>0.275<sub>.00</sub></b>	18.26 <sub>.13</sub>



Figure 3: The generated images with Tree-Ring and ROBIN watermarks.

watermark”: seamlessly embedding the watermark within the image content without altering its semantics. Due to this fundamental shift in watermarking philosophy, we only compare the image quality with Tree-Ring watermarks.

The Tree-Ring approach aims to find another watermarked image that aligns with the text prompt, even if it differs from the original image. However, it is more akin to random semantic modifications and does not guarantee the same level of text alignment as the original generation. Figure 3 shows that the Tree-Ring approach significantly alters the generated image’s semantics, sometimes even failing to fulfill the text prompt’s intent. This occurs because it disrupts the essential Gaussian characteristics of the initial noise, hindering the generation process. In contrast, ROBIN excels at preserving the overall image content and semantic structure, providing a better lower bound for faithfulness by preserving the original semantics. Table 4 provides the quantitative results. ROBIN demonstrates significant improvements in PSNR, SSIM, MSSIM, and CLIP score, while a slight increase in FID is observed. This is because the position of the watermark implanted in our scheme is at a later stage of generation, resulting in a slightly greater influence on the overall generation distribution. This implies a negligible trade-off for achieving a strong watermark with minimal degradation of the overall quality of the generated image.



Table 5: Watermark accuracy and image quality under different settings. (1) random watermarks  $w_i$ , (2) random watermarks with prompt signal  $w_p$  for hiding, (3)-(5) different loss functions for optimizing  $w_i$  and  $w_p$ , (6) full loss function for optimizing both  $w_i$  and  $w_p$ .

ID	Watermark		Loss function			AUC $\uparrow$		Image quality			
	Image $w_i$	Prompt $w_p$	$\ell_{ret}$	$\ell_{cons}$	$\ w_i\ $	Clean	Adversarial	PSNR $\uparrow$	SSIM $\uparrow$	CLIP $\uparrow$	FID $\downarrow$
(1)	Random	None				1.00	0.903	20.11	0.68	0.39	29.21
(2)	Random	Optimized	✓	✓		1.00	0.901	21.70	0.70	0.39	27.77
(3)	Optimized	Optimized		✓	✓	1.00	0.988	18.95	0.48	0.30	32.18
(4)	Optimized	Optimized	✓		✓	1.00	0.970	23.91	0.76	0.40	26.68
(5)	Optimized	Optimized	✓	✓		1.00	0.966	24.19	0.77	0.40	26.93
(6)	Optimized	Optimized	✓	✓	✓	1.00	0.983	24.03	0.77	0.40	26.86

#### 4.4 Ablation study

To gain further insights into the effectiveness of ROBIN, we conduct an ablation study, exploring the influence of different design choices. We additionally introduce the Mean Squared Error of Watermark (MSE) to represent the verification accuracy in some settings where the AUC is always equal to 1. It is calculated as the mean of L1 distance between the extracted and original watermark.

**Setting variations.** To explore the individual contributions of various components in our scheme, we conduct a series of experiments presented in Table 5. Experiments in Settings 1 and 2 demonstrate that the introduction of prompt-based watermark hiding signals improves image quality, as evidenced by a 1.6 increase in PSNR and a 1.44 decrease in FID score compared to Setting 1. Setting 3 emphasizes the importance of the  $\ell_{ret}$  in controlling watermark strength. Without  $\ell_{ret}$ , ROBIN prioritizes creating a highly robust watermark, leading to significant image distortion (PSNR: 18.95, SSIM: 0.48). Setting 4 presents that removing  $\ell_{cons}$  allows for stronger prompt guidance, but this results in increased DDIM inversion loss and a decrease of 0.13 in adversarial AUC. Setting 5 prioritizes minimal impact on the generated image by weakening the watermark. This approach leads to poorer watermark robustness and a decrease of 0.017 in adversarial AUC. Experiments under Settings 2 and 6 demonstrate that in the presence of the hiding prompt signal, the image watermark can be optimized to achieve stronger robustness while maintaining invisibility.

**Point of implantation.** We evaluate the impact of implanting the watermark at different stages in the diffusion process. The results are presented in Figure 4. Watermark verification accuracy improves with later implantation due to fewer DDIM inversion steps and reduced information loss. Early implantation, while initially maintaining image quality (low FID), can significantly change the image content (low SSIM/PSNR) by disrupting semantic formation. Conversely, late implantation may leave the watermark visible due to insufficient space for hiding, leading to high FID and deviation from the original image (low SSIM). This empowers us to pinpoint the optimal embedding stage (steps 15-10) for balancing visual quality and semantic preservation.

**Watermark strength.** We also verify the influence of different watermarking strengths and the results are shown in Figure 4. Higher watermark strength (proportional coverage in the frequency domain) generally benefits verification accuracy, as the watermark becomes more prominent. The CLIP score and FID remain stable due to strategic embedding and guided hiding. Traditional metrics (SSIM, PSNR) decrease with stronger watermarks due to increased content modification. The watermarked images under different strengths are shown in Figure 5. Compared to Tree-Ring, the quality of generated images with ROBIN watermarks is less sensitive to watermark strength. More qualitative results are presented in Appendix C.5.

## 5 Conclusion & Discussion

This paper proposes a novel watermarking method for the diffusion model, which embeds a watermark in the intermediate diffusion state and guides the model to conceal the watermark. By explicitly introducing the active hiding process, we can implant stronger watermarks without compromising image quality. We believe this method holds promise for expanding the possibilities of reliable watermarking in diffusion models.

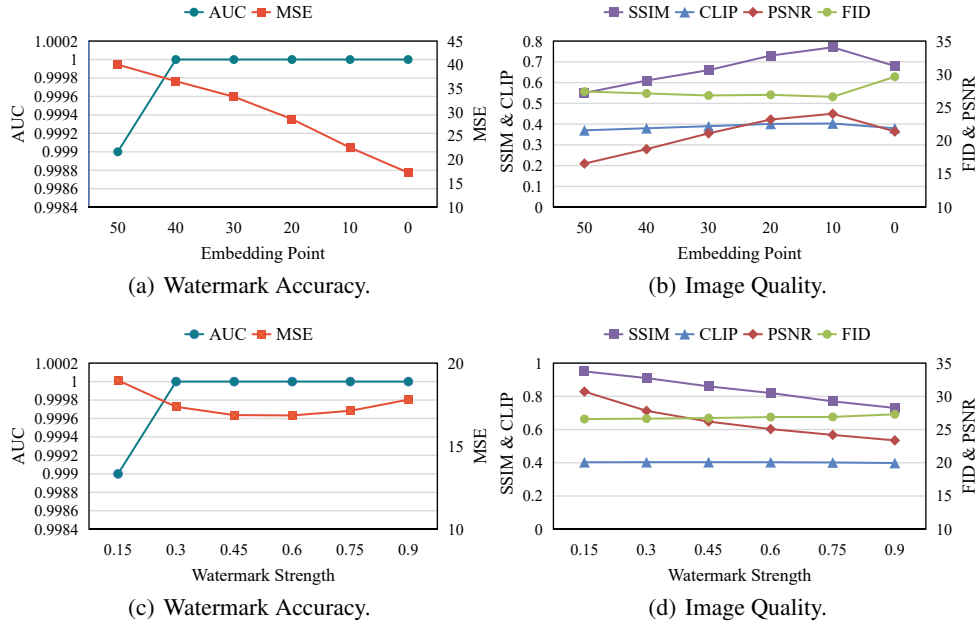


Figure 4: Ablation experiments on embedding point and watermark strength.

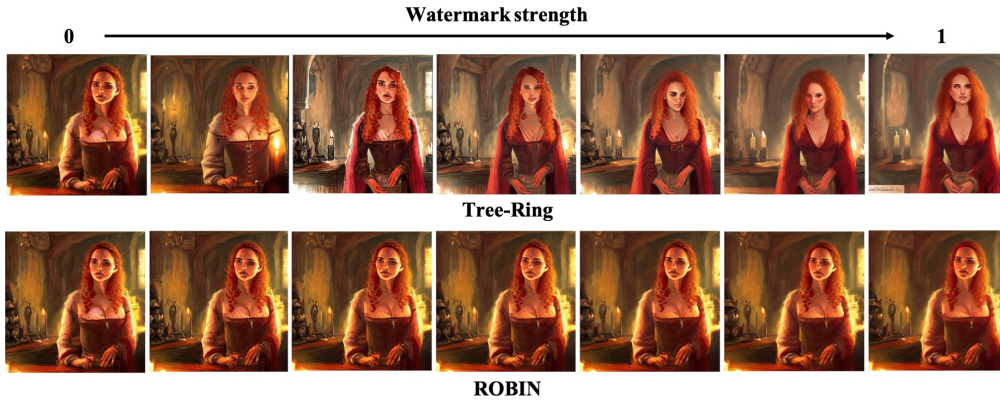


Figure 5: Generated images under different watermark strengths. The top row is the result of the Tree-Ring scheme and the bottom row is the result of ROBIN.

**Limitations.** The verification of ROBIN watermarks relies on the reversible generation process, future advancements enabling the reversibility of other sampling algorithms would broaden the application of our method. Additionally, the inherent information loss during DDIM inversion can be reduced by exploring generative trajectories that can be reversed exactly [28, 18, 40, 51].

**Social impact.** Our ROBIN scheme, as a watermarking method, can help creators establish ownership and discourage unauthorized use. Furthermore, ROBIN watermarks can be implanted in a one-shot manner without retraining the whole model, making it applicable to different diffusion-based text-to-image models.

## Acknowledgment

This work was partially supported by the National Natural Science Foundation of China under grants 62372341, U20B2049, and U21B2018.

## References

- [1] Gustavosta/Stable-Diffusion-Prompts · Datasets at Hugging Face. <https://huggingface.co/datasets/Gustavosta/Stable-Diffusion-Prompts>, March 2023.
- [2] Openai/guided-diffusion. <https://github.com/openai/guided-diffusion>, May 2024.
- [3] Ali Al-Haj. Combined dwt-dct digital image watermarking. *Journal of computer science*, 3(9): 740–746, 2007.
- [4] Kuanchin Chen. *Digital Watermarking and Steganography*, page 402–409. Jan 2009. doi: 10.4018/978-1-60566-014-1.ch054.
- [5] Ruoxi Chen, Haibo Jin, Jinyin Chen, and Lichao Sun. Editshield: Protecting unauthorized image editing by instruction-guided diffusion models. *arXiv preprint arXiv:2311.12066*, 2023.
- [6] Mehdi Cherti, Romain Beaumont, Ross Wightman, Mitchell Wortsman, Gabriel Ilharco, Cade Gordon, Christoph Schuhmann, Ludwig Schmidt, and Jenia Jitsev. Reproducible scaling laws for contrastive language-image learning. In *Proceedings of the IEEE/CVF Conference on Computer Vision and Pattern Recognition*, pages 2818–2829, 2023.
- [7] Guillaume Couairon, Jakob Verbeek, Holger Schwenk, and Matthieu Cord. Diffedit: Diffusion-based semantic image editing with mask guidance. *arXiv preprint arXiv:2210.11427*, 2022.
- [8] IJ Cox. Digital watermarking and steganography. *Morgan Kaufmann google schola*, 2:893–914, 2007.
- [9] Ingemar J Cox, Joe Kilian, Tom Leighton, and Talal Shamoan. Secure spread spectrum watermarking for images, audio and video. In *Proceedings of IEEE International Conference on Image Processing*, volume 3, pages 243–246. IEEE, 1996.
- [10] Yingqian Cui, Jie Ren, Han Xu, Pengfei He, Hui Liu, Lichao Sun, and Jiliang Tang. Diffusionshield: A watermark for copyright protection against generative diffusion models. *arXiv preprint arXiv:2306.04642*, 2023.
- [11] Jia Deng, Wei Dong, Richard Socher, Li-Jia Li, Kai Li, and Li Fei-Fei. Imagenet: A large-scale hierarchical image database. In *Proceedings of the IEEE/CVF Conference on Computer Vision and Pattern Recognition*, pages 248–255, 2009.
- [12] Prafulla Dhariwal and Alexander Nichol. Diffusion models beat gans on image synthesis. *Advances in Neural Information Processing Systems*, 34:8780–8794, 2021.
- [13] Luke Ditria and Tom Drummond. Hey that’s mine imperceptible watermarks are preserved in diffusion generated outputs. *arXiv preprint arXiv:2308.11123*, 2023.
- [14] Pierre Fernandez, Guillaume Couairon, Hervé Jégou, Matthijs Douze, and Teddy Furon. The stable signature: Rooting watermarks in latent diffusion models. In *IEEE/CVF International Conference on Computer Vision*, pages 22409–22420. IEEE, 2023.
- [15] Rinon Gal, Yuval Alaluf, Yuval Atzmon, Or Patashnik, Amit H Bermano, Gal Chechik, and Daniel Cohen-Or. An image is worth one word: Personalizing text-to-image generation using textual inversion. In *International Conference on Learning Representations*. OpenReview.net, 2023.
- [16] Martin Heusel, Hubert Ramsauer, Thomas Unterthiner, Bernhard Nessler, and Sepp Hochreiter. Gans trained by a two time-scale update rule converge to a local nash equilibrium. *Advances in Neural Information Processing Systems*, 30, 2017.
- [17] Jonathan Ho, Ajay Jain, and Pieter Abbeel. Denoising diffusion probabilistic models. *Advances in Neural Information Processing Systems*, 33:6840–6851, 2020.
- [18] Seongmin Hong, Kyeonghyun Lee, Suh Yoon Jeon, Hyewon Bae, and Se Young Chun. On exact inversion of dpm-solvers. *arXiv preprint arXiv:2311.18387*, 2023.

- [19] Makena Kelly. White house rolls out plan to promote ethical ai, 2023. URL <https://www.theverge.com/2023/5/4/23710533/google-microsoft-openai-white-house-ethical-ai-artificial-intelligence>.
- [20] Tsung-Yi Lin, Michael Maire, Serge Belongie, James Hays, Pietro Perona, Deva Ramanan, Piotr Dollár, and C Lawrence Zitnick. Microsoft coco: Common objects in context. In *European Conference on Computer Vision*, pages 740–755. Springer, 2014.
- [21] Luping Liu, Yi Ren, Zhijie Lin, and Zhou Zhao. Pseudo numerical methods for diffusion models on manifolds. In *International Conference on Learning Representations*, 2022.
- [22] Xiao Liu, Xiaoliu Guan, Yu Wu, and Jiaxu Miao. Iterative ensemble training with anti-gradient control for mitigating memorization in diffusion models. In *European Conference on Computer Vision*, 2024.
- [23] Cheng Lu, Yuhao Zhou, Fan Bao, Jianfei Chen, Chongxuan Li, and Jun Zhu. Dpm-solver: A fast ode solver for diffusion probabilistic model sampling in around 10 steps. *Advances in Neural Information Processing Systems*, 35:5775–5787, 2022.
- [24] Cheng Lu, Yuhao Zhou, Fan Bao, Jianfei Chen, Chongxuan Li, and Jun Zhu. Dpm-solver++: Fast solver for guided sampling of diffusion probabilistic models. *arXiv preprint arXiv:2211.01095*, 2022.
- [25] Ron Mokady, Amir Hertz, Kfir Aberman, Yael Pritch, and Daniel Cohen-Or. Null-text inversion for editing real images using guided diffusion models. In *Proceedings of the IEEE/CVF Conference on Computer Vision and Pattern Recognition*, pages 6038–6047, 2023.
- [26] KA Navas, Mathews Cherian Ajay, M Lekshmi, Tampy S Archana, and M Sasikumar. Dwt-dct-svd based watermarking. In *International Conference on Communication Systems Software and Middleware and Workshops*, pages 271–274. IEEE, 2008.
- [27] Alex Nichol, Prafulla Dhariwal, Aditya Ramesh, Pranav Shyam, Pamela Mishkin, Bob McGrew, Ilya Sutskever, and Mark Chen. Glide: Towards photorealistic image generation and editing with text-guided diffusion models. In *International Conference on Machine Learning*, volume 162, pages 16784–16804. PMLR, 2022.
- [28] Zhihong Pan, Riccardo Gherardi, Xiufeng Xie, and Stephen Huang. Effective real image editing with accelerated iterative diffusion inversion. In *Proceedings of the IEEE/CVF International Conference on Computer Vision*, pages 15912–15921, 2023.
- [29] Alec Radford, Jong Wook Kim, Chris Hallacy, Aditya Ramesh, Gabriel Goh, Sandhini Agarwal, Girish Sastry, Amanda Askell, Pamela Mishkin, Jack Clark, et al. Learning transferable visual models from natural language supervision. In *International Conference on Machine Learning*, pages 8748–8763. PMLR, 2021.
- [30] Aditya Ramesh, Prafulla Dhariwal, Alex Nichol, Casey Chu, and Mark Chen. Hierarchical text-conditional image generation with clip latents. *arXiv e-prints*, pages arXiv–2204, 2022.
- [31] Robin Rombach, Andreas Blattmann, Dominik Lorenz, Patrick Esser, and Björn Ommer. High-resolution image synthesis with latent diffusion models. In *Proceedings of the IEEE/CVF Conference on Computer Vision and Pattern Recognition*, pages 10684–10695, 2022.
- [32] Nataniel Ruiz, Yuanzhen Li, Varun Jampani, Yael Pritch, Michael Rubinstein, and Kfir Aberman. Dreambooth: Fine tuning text-to-image diffusion models for subject-driven generation. In *Proceedings of the IEEE/CVF Conference on Computer Vision and Pattern Recognition*, pages 22500–22510, 2023.
- [33] Chitwan Saharia, William Chan, Saurabh Saxena, Lala Li, Jay Whang, Emily L Denton, Kamyar Ghasemipour, Raphael Gontijo Lopes, Burcu Karagol Ayan, Tim Salimans, et al. Photorealistic text-to-image diffusion models with deep language understanding. *Advances in Neural Information Processing Systems*, 35:36479–36494, 2022.

- [34] Shawn Shan, Jenna Cryan, Emily Wenger, Haitao Zheng, Rana Hanocka, and Ben Y Zhao. Glaze: Protecting artists from style mimicry by text-to-image models. In *USENIX Security Symposium*, pages 2187–2204. USENIX Association, 2023.
- [35] Jiaming Song, Chenlin Meng, and Stefano Ermon. Denoising diffusion implicit models. In *International Conference on Learning Representations*. OpenReview.net, 2021.
- [36] Yang Song and Stefano Ermon. Generative modeling by estimating gradients of the data distribution. *Advances in Neural Information Processing Systems*, 32, 2019.
- [37] Yang Song, Jascha Sohl-Dickstein, Diederik P Kingma, Abhishek Kumar, Stefano Ermon, and Ben Poole. Score-based generative modeling through stochastic differential equations. In *International Conference on Learning Representations*. OpenReview.net, 2021.
- [38] Matthieu Urvoy, Dalila Goudia, and Florent Atrousseau. Perceptual dft watermarking with improved detection and robustness to geometrical distortions. *IEEE Transactions on Information Forensics and Security*, 9(7):1108–1119, 2014.
- [39] Thanh Van Le, Hao Phung, Thuan Hoang Nguyen, Quan Dao, Ngoc N Tran, and Anh Tran. Anti-dreambooth: Protecting users from personalized text-to-image synthesis. In *Proceedings of the IEEE/CVF International Conference on Computer Vision*, pages 2116–2127, 2023.
- [40] Bram Wallace, Akash Gokul, and Nikhil Naik. Edict: Exact diffusion inversion via coupled transformations. In *Proceedings of the IEEE/CVF Conference on Computer Vision and Pattern Recognition*, pages 22532–22541, 2023.
- [41] Ruoyu Wang, Yongqi Yang, Zhihao Qian, Ye Zhu, and Yu Wu. Diffusion in diffusion: Cyclic one-way diffusion for text-vision-conditioned generation. In *International Conference on Learning Representations*, 2024.
- [42] Zhou Wang, Alan C Bovik, Hamid R Sheikh, and Eero P Simoncelli. Image quality assessment: from error visibility to structural similarity. *IEEE Transactions on Image Processing*, 13(4): 600–612, 2004.
- [43] Ping Wei, Qing Zhou, Zichi Wang, Zhenxing Qian, Xinpeng Zhang, and Sheng Li. Generative steganography diffusion. *arXiv preprint arXiv:2305.03472*, 2023.
- [44] Yuxin Wen, John Kirchenbauer, Jonas Geiping, and Tom Goldstein. Tree-ring watermarks: Fingerprints for diffusion images that are invisible and robust. In *Advances in Neural Information Processing Systems 36*, 2023.
- [45] Kyle Wiggers. Microsoft pledges to watermark ai-generated images and videos, 2023. URL <https://techcrunch.com/2023/05/23/microsoft-pledges-to-watermark-ai-generated-images-and-videos/>.
- [46] Raymond B Wolfgang and Edward J Delp. A watermark for digital images. In *Proceedings of IEEE International Conference on Image Processing*, volume 3, pages 219–222. IEEE, 1996.
- [47] Xiang-Gen Xia, Charles G Boncelet, and Gonzalo R Arce. Wavelet transform based watermark for digital images. *Optics Express*, 3(12):497–511, 1998.
- [48] Cheng Xiong, Chuan Qin, Guorui Feng, and Xinpeng Zhang. Flexible and secure watermarking for latent diffusion model. In *Proceedings of ACM International Conference on Multimedia*, pages 1668–1676, 2023.
- [49] Jiwen Yu, Xuanyu Zhang, Youmin Xu, and Jian Zhang. Cross: Diffusion model makes controllable, robust and secure image steganography. *Advances in Neural Information Processing Systems*, 36, 2024.
- [50] Ning Yu, Vladislav Skripniuk, Sahar Abdelnabi, and Mario Fritz. Artificial fingerprinting for generative models: Rooting deepfake attribution in training data. In *Proceedings of the IEEE/CVF International Conference on Computer Vision*, pages 14448–14457, 2021.
- [51] Guoqiang Zhang, Jonathan P Lewis, and W Bastiaan Kleijn. Exact diffusion inversion via bi-directional integration approximation. *arXiv preprint arXiv:2307.10829*, 2023.

- [52] Kevin Alex Zhang, Lei Xu, Alfredo Cuesta-Infante, and Kalyan Veeramachaneni. Robust invisible video watermarking with attention. *arXiv preprint arXiv:1909.01285*, 2019.
- [53] Lvmin Zhang, Anyi Rao, and Maneesh Agrawala. Adding conditional control to text-to-image diffusion models. In *Proceedings of the IEEE/CVF International Conference on Computer Vision*, pages 3836–3847, 2023.
- [54] Xuandong Zhao, Kexun Zhang, Zihao Su, Saastha Vasani, Ilya Grishchenko, Christopher Kruegel, Giovanni Vigna, Yu-Xiang Wang, and Lei Li. Invisible image watermarks are provably removable using generative ai. Aug 2023.
- [55] Yunqing Zhao, Tianyu Pang, Chao Du, Xiao Yang, Ngai-Man Cheung, and Min Lin. A recipe for watermarking diffusion models. *arXiv preprint arXiv:2303.10137*, 2023.
- [56] Zhenyu Zhou, Defang Chen, Can Wang, and Chun Chen. Fast ode-based sampling for diffusion models in around 5 steps. In *Proceedings of the IEEE/CVF Conference on Computer Vision and Pattern Recognition*, pages 7777–7786, 2024.
- [57] Jiren Zhu, Russell Kaplan, Justin Johnson, and Li Fei-Fei. Hidden: Hiding data with deep networks. In *Proceedings of the European conference on computer vision*, pages 657–672, 2018.
- [58] Ye Zhu, Yu Wu, Kyle Olszewski, Jian Ren, Sergey Tulyakov, and Yan Yan. Discrete contrastive diffusion for cross-modal music and image generation. In *International Conference on Learning Representations (ICLR)*, 2023.
- [59] Ye Zhu, Yu Wu, Zhiwei Deng, Olga Russakovsky, and Yan Yan. Boundary guided learning-free semantic control with diffusion models. *Advances in Neural Information Processing Systems*, 36, 2024.
- [60] Ye Zhu, Yu Wu, Nicu Sebe, and Yan Yan. Vision+ x: A survey on multimodal learning in the light of data. *IEEE Transactions on Pattern Analysis and Machine Intelligence*, 2024.

## Appendix

### A Scheme details

#### A.1 Image watermark design

To make the watermark less visible and more resistant to alterations, we embed the watermark into the frequency domain of the selected diffusion latent. Frequency domain watermarks are proven to be robust against common manipulations like cropping and compression and resilient against geometric distortions, such as scaling and rotation. Draw inspiration from Tree-Ring watermarks, we use a radiating watermark pattern, where the watermark information within each frequency band holds equal values. This design choice enhances the watermark’s robustness against image rotations. Specifically, after each optimization round of the image watermark, the values within a specific frequency band are averaged. This averaged pattern is then used for further prompt signal optimization and another round of adversarial optimization.

#### A.2 Prompt signal design

Our scheme is based on the classifier-free guidance technique, where the generation relies on both unconditional and conditional predictions. The predicted noise of  $x_t$  at step  $t$  is defined as:

$$\tilde{\epsilon}_\theta(x_t, t, \psi(p)) = \eta \cdot \epsilon_\theta(x_t, t, \psi(p)) + (1 - \eta) \cdot \epsilon_\theta(x_t, t, \psi(\emptyset)), \quad (17)$$

where  $\eta$  is the guidance scale parameter and  $p$  is the input text condition. In this way, the model can maintain its original ability to remove noise and the new function of generating specific content.

#### A.3 Optimization algorithm design

The details of the adversarial optimization algorithm are presented in Algorithm 1. Initially, the image watermark  $w_i$  is randomly sampled, and guidance  $w_p$  is set to NULL (representing no text prompt). In each round, we randomly select a generated sample  $x_0$  and obtain the noise representation  $x_t$  at the watermark embedding point. Then both  $w_i$  and  $w_p$  are optimized alternatively in an adversarial manner. We experimentally set the hyperparameters  $\alpha$  as 1.0,  $\beta$  as 1.0, and  $\lambda$  as 0.005.

---

**Algorithm 1** Adversarial Optimization Algorithm

---

**Input:** Dataset  $\mathcal{X}, \mathcal{P}$ ; max epoch  $N$ ; hyper-parameters  $\alpha, \beta, \lambda$ ; watermark mask  $\mathbb{M}$

**Output:** Optimized watermark pair  $w_i, w_p$ ;

- 1: Initialization  
 $w_i^0 \leftarrow \text{rand\_init}(w_i)$ ;  
 $w_p^0 \leftarrow \psi(\text{NULL})$ ;  
 $k \leftarrow 0$ ;
  - 2: **while** not converted yet **do**
  - 3:   // get sample  
    $x_0, p \sim \mathcal{X}, \mathcal{P}$
  - 4:   // get  $x_t$  from  $x_0$   
    $x_t \leftarrow \sqrt{\bar{\alpha}_t}x_0 + \sqrt{1 - \bar{\alpha}_t}\epsilon, \epsilon \sim \mathcal{N}(0, \mathbf{I}), t \sim \text{Uniform}(200, 300)$
  - 5:   // image watermark optimization  
    $w_i^{k+1} = \arg \min_{w_i} (\alpha \ell_{ret} + \beta \ell_{cons} - \lambda \|w_i^k\|)$
  - 6:   // prompt guidance optimization  
    $w_p^{k+1} = \arg \min_{w_p} (\alpha \ell_{ret} + \beta \ell_{cons})$   
    $k \leftarrow k + 1$
  - 7: **end while**
  - 8: **return**  $(w_i^k, w_p^k)$
-

Table 6: Comparison of time cost (s) of different watermarking methods.

Method		Stable Diffusion [31] (512×512)		Imagenet Diffusion [2] (256×256)	
		Generation	Validation	Generation	Validation
W/o Watermark		2.614	-	3.479	-
Post-processing	DwtDct [4]	2.681	0.056	3.492	0.012
	DwtDctSvd [26]	2.749	0.233	3.511	0.058
	RivaGAN [52]	3.342	0.437	3.661	0.109
In-processing	StableSig [14]	2.614	0.112	-	-
	Tree-Ring [44]	2.617	2.599	3.482	3.963
	ROBIN	2.682	0.531	3.592	0.986

## B Implementation details

### B.1 Details about evaluation metric

**Setting for AUC computing.** The AUC-ROC (Area Under the ROC Curve) metric is a statistical measure used to evaluate the performance of a binary classification problem, which is watermarked or not here. The ROC Curve is created by plotting the fraction of true positive results against the fraction of false positive results at various threshold settings. The AUC summarizes the overall performance across all possible thresholds. A higher AUC value means the test is more accurate in making this distinction. And an AUC of 1.0 represents perfect discrimination. For both our method and Tree-Ring watermarking, we compare the extracted image watermarks using the L1 distance. For the other three steganography-based methods, we utilize the Hamming distance between the implanted and decoded binary sequences, as these methods typically operate on binary data representations.

**Setting for FID computing.** For Stable Diffusion, we generate 5,000 watermarked images and calculate FID against the MS-COCO-2017 dataset [20]. For the ImageNet Diffusion model, we calculate FID using 10,000 watermarked images against the ImageNet-1K training dataset [11].

**Setting for CLIP computing.** For both models, we test 1,000 images using the OpenCLIP-ViT model [6]. For Stable Diffusion, we work with the ground-truth text prompts, while for the ImageNet model, we construct prompts like "a photo of x", where "x" is the category of the generated image.

**About pixel-level metrics.** The content watermarking scheme of ROBIN doesn't aim for exact replication of the original image. Instead, it strives for a visually similar "alternative generation" that maintains both image quality and semantic integrity. While traditional watermarking schemes utilized metrics like PSNR/SSIM to assess image distortion introduced by the watermark (treated as an additional signal), we utilize them in this research as supplementary indicators to reflect the degree of semantic preservation within the watermarked image. Essentially, the higher the similarity between the watermarked and original image, the less semantic impact the watermark has introduced.

## C More experimental results

### C.1 Time overhead

We evaluate the time cost associated with different watermarking schemes. The results are presented in Table 6. Traditional post-processing methods exhibit similar time requirements for watermark addition and verification. The simple DwtDct method demonstrates the fastest performance, achieving both addition and validation times of less than 0.1s. DwtDctSvd exhibits a  $3\times$  slowdown compared to DwtDct, while RivaGAN is  $10\times$  slower. Notably, the runtime of these methods is heavily influenced by the input image size. For in-processing watermarking, StableSig directly fine-tunes the model, incurring no additional time overhead during the generation process. The Tree-Ring method introduces minimal impact (0.003s) on generation time by solely modifying the initial random vector. However, verification necessitates reversing the entire generation process, resulting in significant time consumption (2.6s for Stable Diffusion and 3.9s for Imagenet Diffusion). ROBIN employs a one-shot approach for watermark embedding during the intermediate diffusion stage. The impact



Table 7: Watermark verification (AUC) under reconstruction attack.

Method	VAE-Bmshj2018	VAE-Cheng2020	Diffusion model
Tree-Ring	0.992	0.993	0.996
ROBIN	<b>0.998</b>	<b>0.999</b>	<b>0.997</b>

Table 8: Watermark verification (AUC) on noise-to-image generation.

Diffusion Type	Clean	Blur	Noise	JPEG	Bright	Rotation	Crop	Avg
Noise-to-Image	1.0	0.996	0.997	1.0	0.963	0.999	1.0	0.993

Table 9: Watermark verification (AUC) on different optimization settings.

Alignment	Clean	Blur	Noise	JPEG	Bright	Rotation	Crop	Avg
Latent-level	1.000	0.999	0.940	0.999	0.974	0.927	0.994	0.972
Pixel-level (ROBIN)	1.000	0.999	0.954	0.999	0.975	0.957	0.994	0.983

on generation time arises from the introduction of additional guidance calculations, resulting in a minimal overhead of 0.068s and 0.113s, which is negligible compared to the generation time of 2.614s and 3.479s for the two models. Verification of ROBIN watermarks requires reversing only a limited number of generation steps, resulting in consumption times of 0.531s and 0.986s for the two models, which are considerably lower compared to the Tree-Ring watermark.

## C.2 Reconstruction attacks

We evaluate the performance of ROBIN under different variants of reconstruction attacks [54]. As shown in Table 7, ROBIN consistently exhibits stronger robustness under these adversarial conditions.

## C.3 Application to noise-to-image models

ROBIN can also be applied to noise-to-image generation models, as it does not rely on the original text prompt input. Given that large-scale pretrained diffusion models are typically conditional generative models, we chose to use the unconditional capability of Stable Diffusion to simulate the noise-to-image generation process for this evaluation.

We evaluate ROBIN on the unconditional generation of Stable Diffusion, where the original text is set to NULL (representing no text prompt). In this setup, the image is generated unconditionally before the watermark injection point. After that, we still utilize our watermarking hiding prompt embedding to guide the generation process and actively erase the watermark. The results in Table 8 indicate that ROBIN can still function well in noise-to-image generation.

## C.4 Pixel-level optimization

In our scheme, the watermark is embedded in the latent space while the loss function is calculated at the pixel level. We believe that this approach, which combines pixel-level alignment with latent space optimization, is beneficial for improving robustness.

This is because different latent representations can map to similar pixel-level expressions, allowing us to find a latent code that maps to visually the same image but also contains robust watermarks. This provides more opportunities to embed strong and robust watermark signals without introducing noticeable visual artifacts. The benefits of this optimization method are evident when we actively aim for concealment, a feature not supported by other watermarking methods.

To further validate our approach, we also test a variant of the ROBIN scheme where the loss function is computed at the latent level rather than the pixel level. The results presented in Table 9 demonstrate that latent-level alignment slightly decreases the robustness of the watermark, thereby underscoring the effectiveness of our pixel-level alignment strategy.




Figure 6: Samples under different attacks.



Figure 7: Samples under different number of attacks applied at the same time. The sequence of attacks performed on the above images is Gaussian blur with radius 4, JPEG compression with quality 25, color jitter with brightness 6, random cropping of 75%, and random rotation of 75 degrees.

### C.5 More qualitative results




Figure 8: More qualitative comparison results with Tree-Ring watermarks for Stable Diffusion.



Figure 9: More qualitative comparison results with Tree-Ring watermarks for the ImageNet Diffusion model.



Figure 10: Generated images with the watermark embedded at different diffusion stages. Clean represents the images that are generated without watermarking.  $X_T$  means the watermark is embedded into the initial noise, and  $X_0$  means the watermark is implanted in the final generated image.

## NeurIPS Paper Checklist

### 1. Claims

Question: Do the main claims made in the abstract and introduction accurately reflect the paper's contributions and scope?

Answer: [Yes]

Justification: The main claims made in the abstract and introduction accurately reflect the paper's contributions and scope.

Guidelines:

- The answer NA means that the abstract and introduction do not include the claims made in the paper.
- The abstract and/or introduction should clearly state the claims made, including the contributions made in the paper and important assumptions and limitations. A No or NA answer to this question will not be perceived well by the reviewers.
- The claims made should match theoretical and experimental results, and reflect how much the results can be expected to generalize to other settings.
- It is fine to include aspirational goals as motivation as long as it is clear that these goals are not attained by the paper.

### 2. Limitations

Question: Does the paper discuss the limitations of the work performed by the authors?

Answer: [Yes]

Justification: Please see Section 5.

Guidelines:

- The answer NA means that the paper has no limitation while the answer No means that the paper has limitations, but those are not discussed in the paper.
- The authors are encouraged to create a separate "Limitations" section in their paper.
- The paper should point out any strong assumptions and how robust the results are to violations of these assumptions (e.g., independence assumptions, noiseless settings, model well-specification, asymptotic approximations only holding locally). The authors should reflect on how these assumptions might be violated in practice and what the implications would be.
- The authors should reflect on the scope of the claims made, e.g., if the approach was only tested on a few datasets or with a few runs. In general, empirical results often depend on implicit assumptions, which should be articulated.
- The authors should reflect on the factors that influence the performance of the approach. For example, a facial recognition algorithm may perform poorly when image resolution is low or images are taken in low lighting. Or a speech-to-text system might not be used reliably to provide closed captions for online lectures because it fails to handle technical jargon.
- The authors should discuss the computational efficiency of the proposed algorithms and how they scale with dataset size.
- If applicable, the authors should discuss possible limitations of their approach to address problems of privacy and fairness.
- While the authors might fear that complete honesty about limitations might be used by reviewers as grounds for rejection, a worse outcome might be that reviewers discover limitations that aren't acknowledged in the paper. The authors should use their best judgment and recognize that individual actions in favor of transparency play an important role in developing norms that preserve the integrity of the community. Reviewers will be specifically instructed to not penalize honesty concerning limitations.

### 3. Theory Assumptions and Proofs

Question: For each theoretical result, does the paper provide the full set of assumptions and a complete (and correct) proof?

Answer: [NA]

Justification: The paper does not include theoretical results.

Guidelines:

- The answer NA means that the paper does not include theoretical results.
- All the theorems, formulas, and proofs in the paper should be numbered and cross-referenced.
- All assumptions should be clearly stated or referenced in the statement of any theorems.
- The proofs can either appear in the main paper or the supplemental material, but if they appear in the supplemental material, the authors are encouraged to provide a short proof sketch to provide intuition.
- Inversely, any informal proof provided in the core of the paper should be complemented by formal proofs provided in appendix or supplemental material.
- Theorems and Lemmas that the proof relies upon should be properly referenced.

#### 4. Experimental Result Reproducibility

Question: Does the paper fully disclose all the information needed to reproduce the main experimental results of the paper to the extent that it affects the main claims and/or conclusions of the paper (regardless of whether the code and data are provided or not)?

Answer: [Yes]

Justification: The codes will be available at <https://github.com/Hannah1102/ROBIN>.

Guidelines:

- The answer NA means that the paper does not include experiments.
- If the paper includes experiments, a No answer to this question will not be perceived well by the reviewers: Making the paper reproducible is important, regardless of whether the code and data are provided or not.
- If the contribution is a dataset and/or model, the authors should describe the steps taken to make their results reproducible or verifiable.
- Depending on the contribution, reproducibility can be accomplished in various ways. For example, if the contribution is a novel architecture, describing the architecture fully might suffice, or if the contribution is a specific model and empirical evaluation, it may be necessary to either make it possible for others to replicate the model with the same dataset, or provide access to the model. In general, releasing code and data is often one good way to accomplish this, but reproducibility can also be provided via detailed instructions for how to replicate the results, access to a hosted model (e.g., in the case of a large language model), releasing of a model checkpoint, or other means that are appropriate to the research performed.
- While NeurIPS does not require releasing code, the conference does require all submissions to provide some reasonable avenue for reproducibility, which may depend on the nature of the contribution. For example
  - (a) If the contribution is primarily a new algorithm, the paper should make it clear how to reproduce that algorithm.
  - (b) If the contribution is primarily a new model architecture, the paper should describe the architecture clearly and fully.
  - (c) If the contribution is a new model (e.g., a large language model), then there should either be a way to access this model for reproducing the results or a way to reproduce the model (e.g., with an open-source dataset or instructions for how to construct the dataset).
  - (d) We recognize that reproducibility may be tricky in some cases, in which case authors are welcome to describe the particular way they provide for reproducibility. In the case of closed-source models, it may be that access to the model is limited in some way (e.g., to registered users), but it should be possible for other researchers to have some path to reproducing or verifying the results.

#### 5. Open access to data and code

Question: Does the paper provide open access to the data and code, with sufficient instructions to faithfully reproduce the main experimental results, as described in supplemental material?

Answer: [Yes]

Justification: The codes will be available at <https://github.com/Hannah1102/ROBIN> and we use open source model and data, which are cited correctly in the main paper.

Guidelines:

- The answer NA means that paper does not include experiments requiring code.
- Please see the NeurIPS code and data submission guidelines (<https://nips.cc/public/guides/CodeSubmissionPolicy>) for more details.
- While we encourage the release of code and data, we understand that this might not be possible, so “No” is an acceptable answer. Papers cannot be rejected simply for not including code, unless this is central to the contribution (e.g., for a new open-source benchmark).
- The instructions should contain the exact command and environment needed to run to reproduce the results. See the NeurIPS code and data submission guidelines (<https://nips.cc/public/guides/CodeSubmissionPolicy>) for more details.
- The authors should provide instructions on data access and preparation, including how to access the raw data, preprocessed data, intermediate data, and generated data, etc.
- The authors should provide scripts to reproduce all experimental results for the new proposed method and baselines. If only a subset of experiments are reproducible, they should state which ones are omitted from the script and why.
- At submission time, to preserve anonymity, the authors should release anonymized versions (if applicable).
- Providing as much information as possible in supplemental material (appended to the paper) is recommended, but including URLs to data and code is permitted.

## 6. Experimental Setting/Details

Question: Does the paper specify all the training and test details (e.g., data splits, hyper-parameters, how they were chosen, type of optimizer, etc.) necessary to understand the results?

Answer: [Yes]

Justification: Please see Section 4.1, Appendix A and Appendix B.

Guidelines:

- The answer NA means that the paper does not include experiments.
- The experimental setting should be presented in the core of the paper to a level of detail that is necessary to appreciate the results and make sense of them.
- The full details can be provided either with the code, in appendix, or as supplemental material.

## 7. Experiment Statistical Significance

Question: Does the paper report error bars suitably and correctly defined or other appropriate information about the statistical significance of the experiments?

Answer: [Yes]

Justification: Please see Table 4.

Guidelines:

- The answer NA means that the paper does not include experiments.
- The authors should answer "Yes" if the results are accompanied by error bars, confidence intervals, or statistical significance tests, at least for the experiments that support the main claims of the paper.
- The factors of variability that the error bars are capturing should be clearly stated (for example, train/test split, initialization, random drawing of some parameter, or overall run with given experimental conditions).
- The method for calculating the error bars should be explained (closed form formula, call to a library function, bootstrap, etc.)
- The assumptions made should be given (e.g., Normally distributed errors).



- It should be clear whether the error bar is the standard deviation or the standard error of the mean.
- It is OK to report 1-sigma error bars, but one should state it. The authors should preferably report a 2-sigma error bar than state that they have a 96% CI, if the hypothesis of Normality of errors is not verified.
- For asymmetric distributions, the authors should be careful not to show in tables or figures symmetric error bars that would yield results that are out of range (e.g. negative error rates).
- If error bars are reported in tables or plots, The authors should explain in the text how they were calculated and reference the corresponding figures or tables in the text.

## 8. Experiments Compute Resources

Question: For each experiment, does the paper provide sufficient information on the computer resources (type of compute workers, memory, time of execution) needed to reproduce the experiments?

Answer: [Yes]

Justification: Please see Section 4.1.

Guidelines:

- The answer NA means that the paper does not include experiments.
- The paper should indicate the type of compute workers CPU or GPU, internal cluster, or cloud provider, including relevant memory and storage.
- The paper should provide the amount of compute required for each of the individual experimental runs as well as estimate the total compute.
- The paper should disclose whether the full research project required more compute than the experiments reported in the paper (e.g., preliminary or failed experiments that didn't make it into the paper).

## 9. Code Of Ethics

Question: Does the research conducted in the paper conform, in every respect, with the NeurIPS Code of Ethics <https://neurips.cc/public/EthicsGuidelines>?

Answer: [Yes]

Justification: The research conducted in the paper conform with the NeurIPS Code of Ethics.

Guidelines:

- The answer NA means that the authors have not reviewed the NeurIPS Code of Ethics.
- If the authors answer No, they should explain the special circumstances that require a deviation from the Code of Ethics.
- The authors should make sure to preserve anonymity (e.g., if there is a special consideration due to laws or regulations in their jurisdiction).

## 10. Broader Impacts

Question: Does the paper discuss both potential positive societal impacts and negative societal impacts of the work performed?

Answer: [Yes]

Justification: Please see Section 5.

Guidelines:

- The answer NA means that there is no societal impact of the work performed.
- If the authors answer NA or No, they should explain why their work has no societal impact or why the paper does not address societal impact.
- Examples of negative societal impacts include potential malicious or unintended uses (e.g., disinformation, generating fake profiles, surveillance), fairness considerations (e.g., deployment of technologies that could make decisions that unfairly impact specific groups), privacy considerations, and security considerations.

- The conference expects that many papers will be foundational research and not tied to particular applications, let alone deployments. However, if there is a direct path to any negative applications, the authors should point it out. For example, it is legitimate to point out that an improvement in the quality of generative models could be used to generate deepfakes for disinformation. On the other hand, it is not needed to point out that a generic algorithm for optimizing neural networks could enable people to train models that generate Deepfakes faster.
- The authors should consider possible harms that could arise when the technology is being used as intended and functioning correctly, harms that could arise when the technology is being used as intended but gives incorrect results, and harms following from (intentional or unintentional) misuse of the technology.
- If there are negative societal impacts, the authors could also discuss possible mitigation strategies (e.g., gated release of models, providing defenses in addition to attacks, mechanisms for monitoring misuse, mechanisms to monitor how a system learns from feedback over time, improving the efficiency and accessibility of ML).

## 11. Safeguards

Question: Does the paper describe safeguards that have been put in place for responsible release of data or models that have a high risk for misuse (e.g., pretrained language models, image generators, or scraped datasets)?

Answer: [NA]

Justification: The paper poses no such risks.

Guidelines:

- The answer NA means that the paper poses no such risks.
- Released models that have a high risk for misuse or dual-use should be released with necessary safeguards to allow for controlled use of the model, for example by requiring that users adhere to usage guidelines or restrictions to access the model or implementing safety filters.
- Datasets that have been scraped from the Internet could pose safety risks. The authors should describe how they avoided releasing unsafe images.
- We recognize that providing effective safeguards is challenging, and many papers do not require this, but we encourage authors to take this into account and make a best faith effort.

## 12. Licenses for existing assets

Question: Are the creators or original owners of assets (e.g., code, data, models), used in the paper, properly credited and are the license and terms of use explicitly mentioned and properly respected?

Answer: [Yes]

Justification: All datasets we used are public and cited properly.

Guidelines:

- The answer NA means that the paper does not use existing assets.
- The authors should cite the original paper that produced the code package or dataset.
- The authors should state which version of the asset is used and, if possible, include a URL.
- The name of the license (e.g., CC-BY 4.0) should be included for each asset.
- For scraped data from a particular source (e.g., website), the copyright and terms of service of that source should be provided.
- If assets are released, the license, copyright information, and terms of use in the package should be provided. For popular datasets, [paperswithcode.com/datasets](https://paperswithcode.com/datasets) has curated licenses for some datasets. Their licensing guide can help determine the license of a dataset.
- For existing datasets that are re-packaged, both the original license and the license of the derived asset (if it has changed) should be provided.

- If this information is not available online, the authors are encouraged to reach out to the asset’s creators.

### 13. New Assets

Question: Are new assets introduced in the paper well documented and is the documentation provided alongside the assets?

Answer: [Yes]

Justification: The codes and data will be available at <https://github.com/Hannah1102/ROBIN>.

Guidelines:

- The answer NA means that the paper does not release new assets.
- Researchers should communicate the details of the dataset/code/model as part of their submissions via structured templates. This includes details about training, license, limitations, etc.
- The paper should discuss whether and how consent was obtained from people whose asset is used.
- At submission time, remember to anonymize your assets (if applicable). You can either create an anonymized URL or include an anonymized zip file.

### 14. Crowdsourcing and Research with Human Subjects

Question: For crowdsourcing experiments and research with human subjects, does the paper include the full text of instructions given to participants and screenshots, if applicable, as well as details about compensation (if any)?

Answer: [NA]

Justification: The paper does not involve crowdsourcing nor research with human subjects.

Guidelines:

- The answer NA means that the paper does not involve crowdsourcing nor research with human subjects.
- Including this information in the supplemental material is fine, but if the main contribution of the paper involves human subjects, then as much detail as possible should be included in the main paper.
- According to the NeurIPS Code of Ethics, workers involved in data collection, curation, or other labor should be paid at least the minimum wage in the country of the data collector.

### 15. Institutional Review Board (IRB) Approvals or Equivalent for Research with Human Subjects

Question: Does the paper describe potential risks incurred by study participants, whether such risks were disclosed to the subjects, and whether Institutional Review Board (IRB) approvals (or an equivalent approval/review based on the requirements of your country or institution) were obtained?

Answer: [NA]

Justification: The paper does not involve crowdsourcing nor research with human subjects.

Guidelines:

- The answer NA means that the paper does not involve crowdsourcing nor research with human subjects.
- Depending on the country in which research is conducted, IRB approval (or equivalent) may be required for any human subjects research. If you obtained IRB approval, you should clearly state this in the paper.
- We recognize that the procedures for this may vary significantly between institutions and locations, and we expect authors to adhere to the NeurIPS Code of Ethics and the guidelines for their institution.
- For initial submissions, do not include any information that would break anonymity (if applicable), such as the institution conducting the review.