

TwiNet: Connecting Real World Networks to their Digital Twins Through a Live Bidirectional Link

Clifton Paul Robinson*, Andrea Lacava*[†], Pedram Johari*, Francesca Cuomo[†], Tommaso Melodia*

*Institute for the Wireless Internet of Things, Northeastern University, Boston, MA, USA

[†]Sapienza, University of Rome, Rome, Italy

Email: {robinson.c, lacava.a, t.melodia}@northeastern.edu

Email: francesca.cuomo@uniroma1.it

Abstract—The wireless spectrum's increasing complexity poses challenges and opportunities, highlighting the necessity for real-time solutions and robust data processing capabilities. Digital Twin (DT), virtual replicas of physical systems, integrate real-time data to mirror their real-world counterparts, enabling precise monitoring and optimization. Incorporating DTs into wireless communication enhances predictive maintenance, resource allocation, and troubleshooting, thus bolstering network reliability. Our paper introduces *TwiNet*, enabling bidirectional, near-real-time links between real-world wireless spectrum scenarios and DT replicas. Utilizing the protocol, MQTT, we can achieve data transfer times with an average latency of 14 ms, suitable for real-time communication. This is confirmed by monitoring real-world traffic and mirroring it in real-time within the DT's wireless environment. We evaluate *TwiNet*'s performance in two distinct use cases: (i) enhancing Safe Adaptive Data Rate (SADR) systems by assessing risky traffic configurations of UEs, resulting in approximately 15% improved network performance compared to original network selections; and (ii) deploying new CNNs in response to jammed pilots, where the DL pipeline achieves up to 97% accuracy by training on artificial data and deploying a new model in as low as 2 minutes to counter persistent adversaries. *TwiNet* enables swift deployment and adaptation of DTs, addressing crucial challenges in modern wireless communication systems.

Index Terms—digital twin, wireless spectrum, testbed implementation, deep learning, network management

I. INTRODUCTION

In recent years [1], researchers have begun to look away from the physical world and toward the virtual one. By being able to offload data for decision-making and predictive analytics, devices with hardware limitations can gain better capabilities without significant adjustments [2]. One of these methods is called a Digital Twin (DT), a virtual model designed to accurately mirror a physical object or system. For a virtual model to be considered a DT, an automated bidirectional communication link must connect both realms, facilitating continuous data exchange to aid in decision-making [1].

Smart cities often utilize DT technology to improve data quality [3]. DTs enable real-time simulations and analytics of urban systems, aiding in decision-making, resource optimization, and predictive maintenance [3]. As shown in Fig. 1, real-world data is exchanged with DTs to support informed decision-making. DTs offer advantages over real-world testing, including improved efficiency via real-world mirroring for

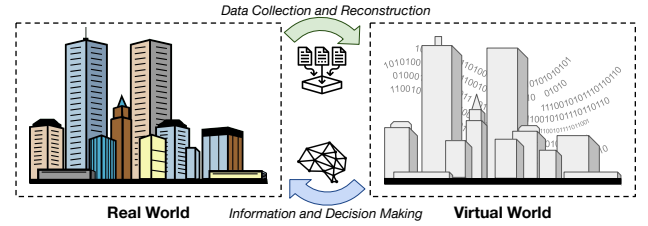


Fig. 1. High-level representation of a digital twin for a smart city.

ongoing performance optimization, and near real-time communication through constant updates to closely mirror real-world counterparts for enhanced research, design, and evaluation of novel solutions in a risk-free environment, [1, 2].

Integrating DTs in wireless communication revolutionizes network efficiency, reliability, and optimization. Traditional methods lag behind the exponential growth of wireless devices and system complexity. Virtual replicas of physical network components, created through DTs, enable real-time monitoring, predictive analysis, and scenario emulation. This approach addresses challenges, optimizes performance, and enhances network resilience. By accurately mirroring wireless spectrum behavior, DTs identify issues, optimize resource allocation, and improve service quality. Implementing machine learning and Artificial Intelligence (AI), they automate decision-making and adaptively optimize network configurations. Seamless setup and optimization of connections between real and virtual worlds are crucial for realizing their full potential.

In this paper, we introduce *TwiNet*, a generalized approach for synchronizing novel wireless spectrum scenarios between a DT and its real-world counterpart. A fast, bidirectional communication link is crucial for successful DT operation, facilitating seamless data exchange. We establish this link by leveraging the Internet of Things (IoT) Message Queuing Telemetry Transport (MQTT) protocol, emphasizing its publish/subscribe method and reliance on a single data broker. The asynchronous nature of MQTT enhances scalability and flexibility, owing to its distinctive publishing method. Fig. 2 outlines *TwiNet*'s architecture and its utilization of MQTT in various DT scenarios. It facilitates flexible management across the DT, enabling task allocation. Two configurations are depicted: wireless spectrum replication and Deep Learning (DL)-based predictive analysis, each with specific data requirements. MQTT optimizes data transmission, targeting relevant DT components, highlighting scalability and adaptability crucial for large-scale deployment.

This work was partially supported by the National Telecommunications and Information Administration (NTIA)'s Public Wireless Supply Chain Innovation Fund (PWSCIF) under Award No. 25-60-IF011.

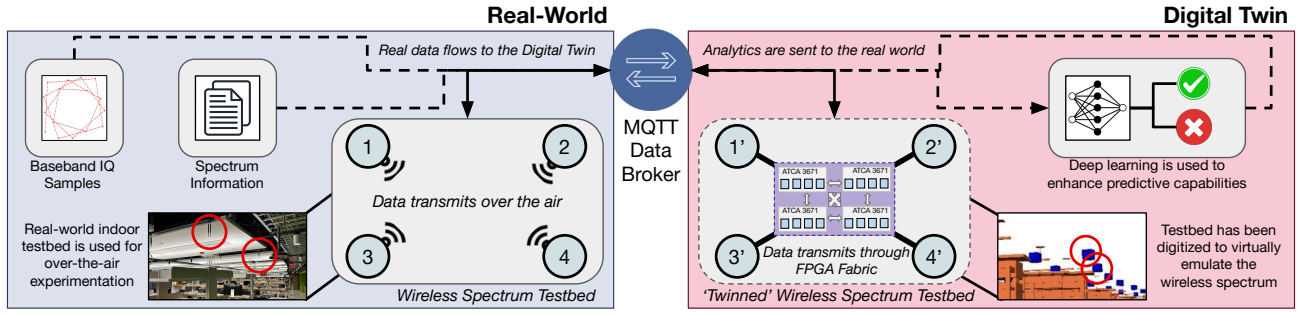


Fig. 2. High-level overview of *TwiNet*, showing the link between the real world and DT along with the spectrum and deep learning capabilities.

The main contributions of this paper are as follows:

- 1) We introduce *TwiNet*, a bidirectional communication link between real-world scenarios and its DT, achieving data transfer latencies as low as 14 ms per packet, and demonstrate real-time traffic monitoring and mirroring experiments between the real-world and its DT counterpart.
- 2) In the first use case, we implement a Safe Adaptive Data Rate (SADR) system that exploits the capabilities of the DT to evaluate traffic requests from the User Equipments (UEs) to identify and prevent risky actions and states that can lead to outages, improving the performances of the real network.
- 3) In the second use case, we implement a DL pipeline that allows DTs to create new models to protect pilot carriers for base stations that do not have the resources to recreate models on the fly.

The remainder of the paper goes as follows: Section II reviews prior work relevant to the paper's scope. Section III elaborates on *TwiNet* and our testbed setup, presenting our traffic mirroring proof-of-concept and findings. Section IV delineates setups for risky state testing and adversarial DL classifier for pilot jamming. Section V presents experimental findings. Lastly, Section VI summarizes the paper's conclusions.

II. RELATED WORK

DTs have become a popular research area in the past several years. More recently, we have seen DT research start to turn towards wireless communication as well [4, 5]. Within this topic, the three areas that stand out the most are wireless channel emulation, large-scale emulation deployments, and the messaging protocols to connect the real world to a DT.

Wireless channel emulation, especially in DT, replicates system software and hardware traits, boosting performance. Huang et al. [6] focus on emulating massive MIMO channels, tackling scaling and accuracy challenges in channel matrix modeling. They analyze fidelity versus resource tradeoffs, concluding that FPGA-based emulation notably boosts implementation efficiency. For large-scale wireless emulation testbeds, Colosseum, an open-access and publicly available option, offers scalable FPGA architecture for real-time RF channel emulation. Researchers can tailor custom channel emulators to their hardware requirements, RF bandwidth, channel fidelity, and antenna

count. Colosseum supports diverse deployments and channel conditions, encompassing cellular and Wi-Fi technologies [7].

For wireless communication DTs, current research addresses communication-assisted sensing [4], broad AI techniques [4], and NextG technologies [5]. [4] investigates low-latency communication and computation resource allocation in wireless network DTs, demonstrating up to 51% reduction in transmission delay compared to other schemes. Villa et al. [5] implement the largest DT in wireless network emulation. Through experimentation on both real and DT instances, the authors validate the efficacy of the DT approach, particularly in large-scale wireless systems such as Colosseum. This demonstration underscores the DT's potential in ensuring the precision and reliability of emulation platforms for NextG wireless networks.

Messaging protocols connect the real and DT worlds. In [8], the authors compare MQTT, CoAP, and AMQP for DT implementations. They find that for applications prioritizing reliable delivery, such as handling large data chunks, MQTT without specific Quality of Service (QoS) settings strikes an optimal balance between latency and data transmission volume. Conversely, when reliability is less crucial, CoAP becomes the preferred choice. Whereas in [9], the authors look into how packet size and network constraints impact the latency of transmissions between the real world and its DT, showing that while MQTT is a reliable protocol, latency will be added from the use of a broker and general network congestion can add up to 10 ms in added latency. [10] delves into the use of DTs in Industry 4.0, emphasizing the Six-Layer Architecture for Digital Twins with Aggregation (SLADTA). It assesses MQTT as a communication protocol for SLADTA-based DTs via a case study on a simulated heliostat field, showcasing MQTT's efficacy for complex system DTs within SLADTA.

This paper differs from previous studies by focusing on the implementation of DT rather than specific applications. While Villa et al. [5] compare test outcomes of real-world testbeds and their DT, we highlight the real-time synchronization between real-world systems and their DT. While in [4], the authors focus on a single device being twinned in simulation, where we twin the spectrum itself through emulation. Ensuring alignment between accurate data and experimental results is crucial for DT, as is maintaining a consistent data flow between the two. We aim to develop a comprehensive framework for wireless network DT, contrasting with experimental-focused methodologies.

III. OUR TESTBED SETUP

DT implementations have three primary requirements: (1) There must be a virtual model of a physical object or location that accurately reflects the real world. (2) A near real-time automated bidirectional communication link must be in place to ensure continuous communication. And (3) the capability to run large-scale experiments, allowing for multiple processes to run simultaneously. To meet these requirements, we utilize Colosseum [7], the world’s largest network emulator, and the Arena wireless testbed [11]. We implement a link using the MQTT protocol to bridge the two together. By employing these components together, we can set up and demonstrate a full DT implementation of the Arena testbed.

We deploy our DT on the Colosseum wireless network emulator, providing a publicly accessible platform for large-scale experiments. With a capacity for 128 programmable nodes and radios, Colosseum enables evaluations within a cellular network context, mirroring real-world scenarios. Leveraging the Arena testbed scenario within Colosseum, we conduct over-the-air and emulated DT experiments (shown in Fig. 2). Arena, an indoor office testbed, is versatile due to experimentation in synchronized multi-cell 5G networks, AI-powered RF, secure wireless communications, cognitive radio spectrum sensing, and numerous other areas [11].

We opted for the MQTT protocol based on findings from [8] and [12], prioritizing reliable packet delivery in large-scale environments. To address latency concerns, we fine-tune data transmission to send only necessary data over the DT link, tailored to each experiment’s needs. To depict system communication, Table I displays how packet size affects latency. Smaller packets yield lower latency, suitable for sensor readings or simple commands. Packet sizes up to 100 bytes demonstrate comparable latency values, ideal for brief message exchanges. Larger packets accommodate substantial data transfers, such as spectrum information, while maintaining acceptable latency. Given our DT experiments require less than 10 kB of data to update our experiments, our average latency time stays under 20 ms.

Proof-of-Concept: Real-Time Traffic Monitoring.

To validate our *TwiNet* MQTT connection, we conduct a proof of concept experiment using the Multi-Generator (MGEN) Network Test Tool [13]. This experiment involves two nodes, a transmitter, and a receiver, continuously transmitting traffic over a set duration. The DT provides real-time updates on network status, reflecting changes as they occur. We assess the DT’s synchronization with the real traffic patterns by measuring

TABLE I
PACKET ARRIVAL TIMES BETWEEN THE DT AND THE REAL-WORLD COUNTERPART IN MILLISECONDS (MS). (Averaged latency of 100 samples)

Packet Size	Real-to-Twin Latency	Twin-to-Real Latency
1 Byte	15.32 ms	15.12 ms
100 Bytes	15.55 ms	15.69 ms
1 Kilobyte	15.74 ms	15.71 ms
10 Kilobytes	22.26 ms	21.98 ms
100 Kilobytes	31.10 ms	31.10 ms
1 Megabyte	47.97 ms	48.00 ms

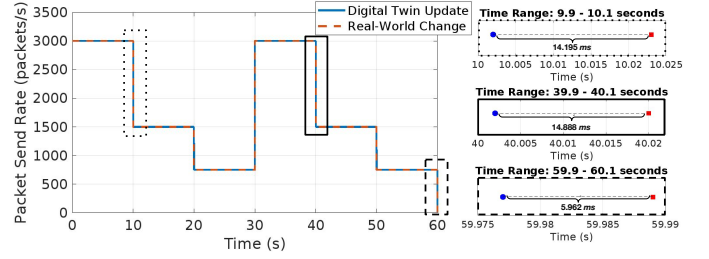


Fig. 3. Results of the real-time traffic monitoring over a 60-second experiment (LEFT); Zoomed-in graphs to show the time delay on the DT (RIGHT)

the time it takes for the traffic to update within the DT, evaluating the accuracy and delay. The utilization of the MGEN tool is key due to its established reliability and precision, ensuring the validity and robustness of experimental results.

Our experiment assesses the delay within the DT via traffic mirroring, spanning 60 seconds, and incorporating six alterations to the transmitter’s data rate, corresponding to the number of packets sent per second in MGEN. It is important to note that since DTs are autonomous, the only human interference is initiating the test; everything else runs autonomously. The averaged results of the traffic monitoring experiment are presented in Fig. 3. Zooming into the graph is necessary due to potential overlap in results to discern the temporal discrepancy between real-world changes and the DT’s update intervals. Despite some small fluctuations, the average delay between packet size changes is 13.66 milliseconds, showing that the DT can monitor traffic in near real-time with the MQTT connection.

IV. EXPERIMENTAL SETUPS

To assess *TwiNet*, we perform two distinct experiments: (1) utilizing SADR for traffic management; and (2) addressing pilot carrier jamming mitigation via DL-enabled spectrum sensing.

A. Safe Adaptive Data Rate (SADR) for Traffic Management

One reason for the interest in developing DTs is their utility in environments deemed risky, in cellular networks, particularly within the intelligent control loops outlined by the Open RAN standard [14]. Risky actions and states impacting network performance control can be observed in these settings. Risky actions involve configurations chosen by network controllers, including control heuristics or AI algorithms, which may lead to network malfunctions due to control traffic variables misuse. Risky states, however, stem from unpredictable factors like network events or resource demands, causing outages for end-users. Risky actions can be anticipated, while risky states emerge unexpectedly within network traffic or radio channels.

In this work, we explore risky action identification through *TwiNet*, bridging the Arena real-world deployment [11] and its DT in Colosseum [7]. We implement a reference scenario as a SADR for private Long Term Evolution (LTE) deployment, based on the Scope framework [15], at both ends of our DT. The term “Safe” denotes the primary objective of the ADR, aiming to minimize outage impact resulting from risky actions while optimizing data rate allocation for UEs.

In this deployment, $n = 3$ UEs can simultaneously request downlink traffic from the LTE Base Station (BS). The SADR

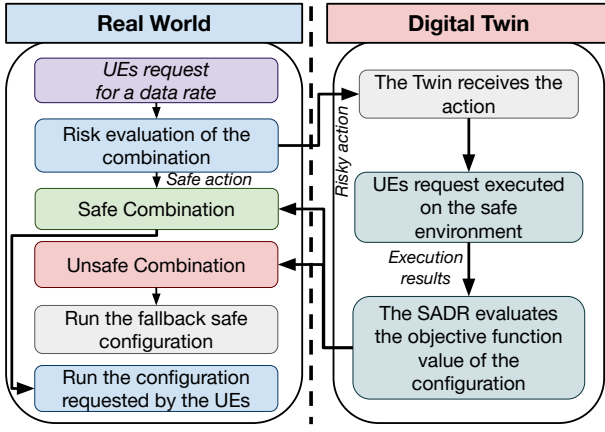


Fig. 4. The SADR system's data exchange with the real world and the DT is visually represented via continuous data flow facilitated by *TwiNet*.

aims to optimize traffic coverage while minimizing packet loss in scenarios such as critical and tactical environments where direct intervention in radio channel conditions or resource management is impractical. However, messages need to reach users accurately and promptly with minimal need for retransmission.

Such a scenario has two main goals: interconnecting a real Software-defined Radio (SDR)-based Radio Access Network (RAN) deployment with a virtual cellular network counterpart through *TwiNet*, and studying the Optimization Network Problem (ONP). In this problem, our objective is to maximize the cumulative sum of the difference between the Packet Success Rate (PSR) $PSR_i(t)$ and the compliance between the data rate expected by the UEs in the real world. $r_i^{EXP}(t)$ and the data rate granted by the SADR $r_i^{ACT}(t)$ to minimize the risk of outages. The SADR can control the system with a control variable $\mathbf{a} = \{a_i(t)\}_{i=1, \dots, N, t=0, \dots, +\infty}$ that represents one choice from the set of actions A with $|A| = 10$ possible exclusive traffic combinations for the UEs that can allocated at a given time t , ranging from no traffic up to 4.5 Mbps. Such actions are then mapped to a specific r_i^{EXP} by a function $f: \mathbb{R} \Rightarrow A$. The combination of such requests from the UEs can represent risky actions within the system:

$$\max_{\mathbf{a}} \sum_{t=t_0}^{\infty} \sum_{i=1}^N PSR_i(t) - \frac{r_i^{EXP}(t) - r_i^{ACT}(t)}{r_i^{EXP}(t)} \quad (\text{ONP})$$

$$\text{subject to } r_i^{EXP}(t) = f(a_i(t)) \quad \forall i = 1, \dots, N \quad (1)$$

$$a_i(t) \in A, \quad \forall t = 0, \dots, +\infty \quad (2)$$

In these conditions, the SADR assesses risks by relaying proposed actions to its DT via *TwiNet*, predicting outages, and adjusting data rates for each UE to maintain network stability.

For the SADR problem, we define the objective function as the cumulative difference between the requested data rate $r_i^{EXP}(t)$ and the actual data rate $r_i^{ACT}(t)$ for the i -th UE, controlled by the SADR in real-world configurations. Each UE has 10 possible traffic alternatives ranging from no traffic to 4.5 Mbps, denoted by set A . The SADR assesses the risk associated with these requests through *TwiNet*, anticipating potential outages and adjusting data rates accordingly. We identify risky bandwidth combinations based on the implicit

causal relation between requested bandwidth and outage likelihood under constant resource availability and similar channel conditions. Algorithm 1 presents the SADR control decision routine, employing *TwiNet* to analyze requests and determine whether to grant them or decrease bandwidth allocation. This routine comprises two main functions: one triggered by new traffic requests from UEs, and the other by the DT finishing evaluation of risky requests. Initially, the SADR assesses the risk of requests and forwards them to the DT for execution in a controlled environment, segmenting actions based on their impact on radio resources and requested data rates.

The SADR assesses the DT results to determine if the configuration meets requirements or if UEs data rates need adjustment. The minimum reward safety threshold for UEs is based on scenarios with moderate traffic, helping prevent outages by adjusting packet transmission historically.

Algorithm 1: Safe Adaptive Data Rate main routine.

Result: Maximize $PSR_i(t)$ and guarantee the requested bandwidth of the UEs.

$risk_threshold \leftarrow$ safety threshold triggering DT;
 $app_requirements \leftarrow$ minimum safety acceptable reward value;

$safe_setup \leftarrow$ risk vector related to app_requirements;

upon receive_new_ue_traffic_request(req):

$risk \leftarrow compute_risk(req.risk_vector)$

if $risk > risk_threshold$ **then**

$twin_evaluation(req)$;

else

$launch_experiment(req.risk_vector)$;

end

end

upon twin_evaluation_completed(req, twin_reward):

if $twin_reward \geq app_requirements$ **then**

$reward =$

$launch_experiment(req.risk_vector)$

else

$launch_experiment(safe_setup)$

end

end

B. Deep Learning (DL) Model Creation for Pilot Jamming

Resource allocation stands out as a crucial aspect in wireless systems, yet resource constraints can sometimes pose challenges. Certain systems may encounter limitations in allocating resources to specific areas due to their inherent capabilities. For instance, the dynamic creation or updating of DL models in real-time presents such a challenge. Imagine a scenario where a base station, tasked with managing channel pilot carriers, must stay alert to potential threats, such as pilot jamming. Pilot carriers in wireless networks aid in synchronization, channel estimation, and equalization. However, they're susceptible to interference, such as pilot jamming, which disrupts communication, leading to errors, reduced throughput, and compromised reliability. Combating pilot jamming requires robust signal processing and encryption techniques to protect pilot carriers.

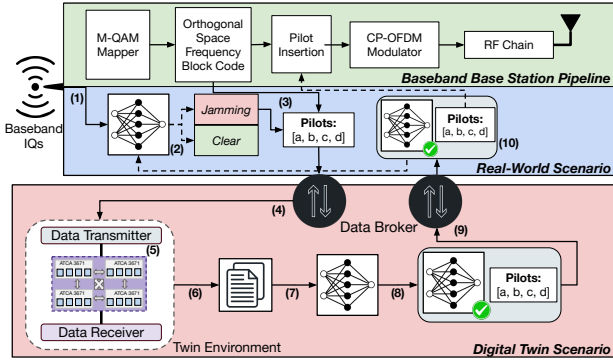


Fig. 5. Overview of the pipeline where the base station requests a new jamming detection model based on the chosen pilot carriers.

Using a lightweight model for attack detection, offloading tasks such as DL model training to the cloud allows for dynamic resource allocation and continual improvement of spectrum sensing algorithms to accommodate changing network conditions, including possible pilot location shifts.

Fig. 5 provides a high-level overview of the pipeline involved when a base station requests a new Convolutional Neural Network (CNN) model upon relocating its pilots. The process comprises three concurrent components: the base station pipeline, the physical layer jamming model, and the DT. Firstly (1), the IQ samples are gathered and fed into the model for processing. Next, in (2), the CNN output undergoes processing. If jamming is detected, (3) new pilot locations are chosen from the base station and forwarded to the DT to request a new model. The *TwiNet* broker transmits the new pilot information (4) to initiate the creation process, leveraging artificial data similar to that of a wireless jammer for training in (5). The data is then processed for model training (6), resulting in the generation of a new model (7). This new model, along with the updated pilots, is packaged and sent back to the base station (8) via the data broker. Upon model transfer, (10), the model is updated, and the new pilots are updated within the pipeline (9).

V. EXPERIMENTAL RESULTS

In this section, we evaluate the performances of our adaptive control system and pilot jamming experiments. Sec. V-A discusses the results of the SADR experiments, focusing on guaranteeing the best data rate possible for users. Next, Sec. V-B examines the pilot jamming experiments that were built from the pipeline in Fig. 5, testing model creation time and generalized accuracy in over-the-air deployment.

A. Safe Adaptive Data Rate (SADR) for Traffic Management

In all the experiments performed, all nodes are placed in static positions within the Arena testbed. All the traffic from the radio point of view was transmitted in downlink on LTE Band 7 according to the 3rd Generation Partnership Project (3GPP) Technical Specification (TS) standard 36.101 [16].

Throughout the experiments, we test a specified range of traffic demand combinations for the UEs, gradually increasing over time. Initially, the cumulative demanded data rate is minimal and considered safe, progressively escalating until the

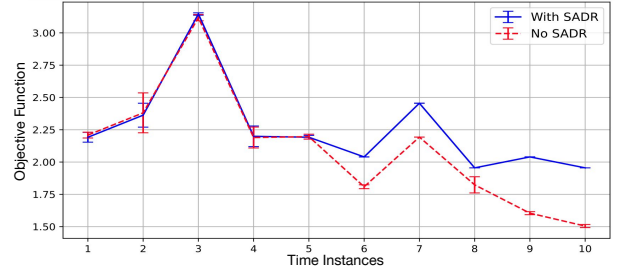


Fig. 6. Comparison of the average reward function for experiments with and without *TwiNet*. SADR data rate changes improve UEs performance.

end of the experiment. As the experiment progresses, nearly all combinations exceed the application's security thresholds, requiring evaluation by *TwiNet*. Each combination is tested for 60 seconds, and every sequence of combinations, representing a unique experiment, is repeated 10 times.

In Fig. 6, we depict the average objective function of experiments with and without risk assessment for user-requested traffic combinations. In one scenario, the SADR system directly sends the possible risks to the DT, which decides whether to alter the traffic combination.

In the plot analysis, we observe that as temporal instances progress, and thus, as user data transmission demands increase, the real system deteriorates without guidance. It attempts to forward all user traffic to the downlink to minimize the second component of the problem (ONP). However, this exacerbates congestion in the radio channel, worsening both the PSR and the guaranteed traffic percentage for UEs. When assessed with the SADR, the controller identifies high traffic versus the number of UEs, which impacts guaranteed data rates per user. It dynamically boosts PSR, improving performance compared to the version without a DT, highlighting the efficacy of the proposed algorithm and the potential of DT with *TwiNet* to optimize real network performance via virtual evaluation.

B. Deep Learning (DL) Model Creation for Pilot Jamming

We test a generalized approach to unique channel sizes by examining three cases for pilot jamming detection modeling seen in [17], instead, using the VGG16 CNN. For our experiments, we utilize three subcarrier sizes: 10 MHz for LTE networks, 20 MHz for Wi-Fi, and 40 MHz for Wi-Fi scalability testing. Pilot carrier selection varies accordingly: for a 10 MHz channel, 4 pilots are chosen from 64 subcarriers; for a 20 MHz channel, 4 pilots are selected from 128 subcarriers; and for a 40 MHz channel, 6 pilots are selected from 128 subcarriers.

Table II presents accuracy values for three models across different bandwidth sizes. Training on artificial data from DT yields consistently high accuracy, peaking at 99.9% on the

TABLE II
CNN ACCURACY COMPARISON BY CHANNEL SIZES INDICATING MODEL PERFORMANCE ON BOTH DT AND REAL-WORLD DATASETS.

Channel Size (Bandwidth)	Pilot Amount	Training Accuracy (Twin)	Testing Accuracy (Real-World)
10 MHz	4	0.999	0.981
20 MHz	4	0.998	0.964
40 MHz	6	0.963	0.941

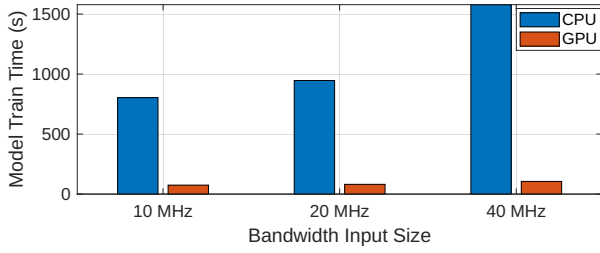


Fig. 7. Time it takes to retrain new models based on channel bandwidth size on the fly within a DT environment using both a CPU and GPU.

10MHz channel and dropping to 96% on the 40MHz channel. This aligns with expectations, as narrower bandwidths generally yield higher accuracy. Post DT training and validation, the CNN model undergoes testing on over-the-air data, presenting a new challenge. Despite this shift, all models show only a modest 2.5% average accuracy drop, indicating that DT data closely mimics real-world conditions, facilitating reliable model deployment. The model accurately identifies jamming locations in most data, though real-world testing may experience slight accuracy loss due to factors like low SINR or signal congestion.

Efficiently updating models with new pilots is crucial for adaptation and optimization. CNN training is limited by computational resources and dataset size. We assess on-the-fly model generation on an Intel Xeon E5-2698 v4 @ 2.20GHz CPU and a NVIDIA Tesla V100 GPU. Training times for all models using both CPU and GPU are shown in Fig. 7. GPU acceleration significantly reduces training times, with improvements of approximately 85.99%, 86.90%, and 90.75% for Model 1, Model 2, and Model 3, respectively.

TABLE III

TIME (IN SECONDS) IT TAKES TO REDEPLOY A NEWLY TRAINED MODEL BY CHANNEL SIZE ON BOTH A CPU AND GPU.

All times reported in seconds (s)					
Channel Size	Data Transfer	Data Collection	Data Processing	Model Creation	Total Deployment
10 MHz (CPU)	0.039	42.030	2.418	803.404	847.891
10 MHz (GPU)	0.039	42.030	2.418	74.643	119.130
20 MHz (CPU)	0.041	47.209	2.627	946.312	996.189
20 MHz (GPU)	0.041	47.209	2.627	81.175	131.052
40 MHz (CPU)	0.044	42.093	2.659	1578.158	1623.954
40 MHz (GPU)	0.044	42.093	2.659	105.486	150.282

Table III shows the importance of GPUs in reducing redeployment time for efficient model deployment. Many base stations lack GPU functionality, causing delays in pilot jamming detection. Transitioning to a DT environment with GPU support can cut deployment time by 87%, minimizing downtime during jamming attacks. The capability of DT-emulated datasets in training models for diverse wireless spectra enhances redeployment effectiveness, significantly boosting threat detection against adaptable adversaries.

VI. CONCLUSIONS

In this paper, we introduced *TwiNet*, a novel approach for synchronizing the real and digital worlds via the MQTT protocol. Our framework enables scalable employment of DTs, showcased in applications such as traffic monitoring, network management, and pilot jamming prevention. *TwiNet* effectively

mitigates cellular network outages by adjusting packet transmission while maintaining reasonable data rates. Future work will expand on resource-intensive implementations.

REFERENCES

- [1] IBM. (2024) What is a digital twin? [Online]. Available: <https://www.ibm.com/topics/what-is-a-digital-twin>
- [2] IBM. (2024) Digital twins and the internet of things. [Online]. Available: <https://developer.ibm.com/articles/digital-twins-and-the-internet-of-things/>
- [3] M. Farsi, A. Daneshkhah, A. Hosseini-Far, and H. Jahankhani, Eds., *Digital Twin Technologies and Smart Cities*, ser. Internet of Things. Cham: Springer International Publishing, 2020. [Online]. Available: <http://link.springer.com/10.1007/978-3-030-18732-3>
- [4] Z. Yang, M. Chen, Y. Liu, and Z. Zhang, "A Joint Communication and Computation Framework for Digital Twin over Wireless Networks," *IEEE Journal of Selected Topics in Signal Processing*, pp. 1–11, 2023, conference Name: IEEE Journal of Selected Topics in Signal Processing. [Online]. Available: <https://ieeexplore.ieee.org/abstract/document/10375758>
- [5] D. Villa, M. Tehrani-Moayyed, C. P. Robinson, L. Bonati, P. Johari, M. Polese, and T. Melodia, "Colosseum as a digital twin: Bridging real-world experimentation and wireless network emulation," *IEEE Transactions on Mobile Computing*, pp. 1–17, 2024.
- [6] P. Huang, M. J. Tonnemacher, Y. Du, D. Rajan, and J. Camp, "Towards Massive MIMO Channel Emulation: Channel Accuracy Versus Implementation Resources," *IEEE Transactions on Vehicular Technology*, vol. 69, no. 5, pp. 4635–4651, May 2020, conference Name: IEEE Transactions on Vehicular Technology. [Online]. Available: <https://ieeexplore.ieee.org/abstract/document/9035416>
- [7] L. Bonati, P. Johari, M. Polese, S. D'Oro, S. Mohanti, M. Tehrani-Moayyed, D. Villa, S. Shrivastava, C. Tassie, K. Yoder, A. Bagga, P. Patel, V. Petkov, M. Seltser, F. Restuccia, A. Gosain, K. R. Chowdhury, S. Basagni, and T. Melodia, "Colosseum: Large-scale wireless experimentation through hardware-in-the-loop network emulation," in *2021 IEEE International Symposium on Dynamic Spectrum Access Networks (DySPAN)*, 2021, pp. 105–113.
- [8] D. P. Proos and N. Carlsson, "Performance comparison of messaging protocols and serialization formats for digital twins in iov," in *2020 IFIP Networking Conference (Networking)*, 2020, pp. 10–18.
- [9] M. Polese, L. Bonati, S. D'Oro, P. Johari, D. Villa, S. Velumani, R. Gangula, M. Tsampazi, C. P. Robinson, G. Gemmi, A. Lacava, S. Maxenti, H. Cheng, and T. Melodia, "Colosseum: The open ran digital twin," *IEEE Open Journal of the Communications Society*, pp. 1–1, 2024.
- [10] C. Human, A. H. Basson, and K. Kruger, "Digital twin data pipeline using mqtt in slatda," in *Service Oriented, Holonic and Multi-Agent Manufacturing Systems for Industry of the Future*, T. Borangiu, D. Trentesaux, P. Leitão, O. Cardin, and S. Lamouri, Eds. Cham: Springer International Publishing, 2021, pp. 111–122.
- [11] L. Bertizzolo, L. Bonati, E. Demirors, A. Al-Shawabka, S. D'Oro, F. Restuccia, and T. Melodia, "Arena: A 64-antenna sdr-based ceiling grid testing platform for sub-6 ghz 5g-and-beyond radio spectrum research," *Computer Networks*, vol. 181, p. 107436, 2020.
- [12] C. P. Robinson, P. Johari, and T. Melodia, "Demo: Creating large-scale digital twins for the wireless spectrum through a communication link," in *2024 IEEE International Symposium on Local and Metropolitan Area Networks (LANMAN)*, 2024, pp. 1–2.
- [13] "Multi-Generator Network," <https://www.nrl.navy.mil/Our-Work/Areas-of-Research/Information-Technology/NCS/MGEN/>.
- [14] L. Bonati, S. D'Oro, M. Polese, S. Basagni, and T. Melodia, "Intelligence and learning in o-ran for data-driven nextg cellular networks," *IEEE Communications Magazine*, vol. 59, no. 10, pp. 21–27, 2021.
- [15] L. Bonati, S. D'Oro, S. Basagni, and T. Melodia, "Scope: An open and softwareized prototyping platform for nextg systems," in *Proceedings of the 19th Annual International Conference on Mobile Systems, Applications, and Services*, 2021, pp. 415–426.
- [16] 3GPP, "Evolved universal terrestrial radio access (E-UTRA);ue radio transmission and reception," 3rd Generation Partnership Project (3GPP), Technical Specification (TS) 36.101, 09 2023, version 18.3.0.
- [17] C. P. Robinson, D. Uvaydov, S. D'Oro, and T. Melodia, "Narrowband interference detection via deep learning," in *ICC 2023 - IEEE International Conference on Communications*, 2023, pp. 6379–6384.