

# Proxy-informed Bayesian transfer learning with unknown sources

Sabina J. Sloman<sup>\*1</sup>, Julien Martinelli<sup>2</sup>, and Samuel Kaski<sup>1,3</sup>

<sup>1</sup>Department of Computer Science, University of Manchester, Manchester, UK

<sup>2</sup>Inserm Bordeaux Population Health, Vaccine Research Institute, Université de Bordeaux,  
Inria Bordeaux Sud-ouest, France

<sup>3</sup>Department of Computer Science, Aalto University, Helsinki, Finland

February 14, 2025

## Abstract

Generalization outside the scope of one’s training data requires leveraging prior knowledge about the effects that transfer, and the effects that don’t, between different data sources. Transfer learning is a framework for specifying and refining this knowledge about sets of source (training) and target (prediction) data. A challenging open problem is addressing the empirical phenomenon of negative transfer, whereby the transfer learner performs worse on the target data after taking the source data into account than before. We first introduce a Bayesian perspective on negative transfer, and then a method to address it. The key insight from our formulation is that negative transfer can stem from misspecified prior information about non-transferable causes of the *source* data. Our proposed method, proxy-informed robust method for probabilistic transfer learning (PROMPT), does not require prior knowledge of the source data (the data sources may be “unknown”). PROMPT is thus applicable when differences between tasks are unobserved, such as in the presence of latent confounders. Moreover, the learner need not have access to observations in the target task (cannot “fine-tune”), and instead makes use of proxy (indirect) information. Our theoretical results show that the threat of negative transfer does not depend on the informativeness of the proxy information, highlighting the usefulness of PROMPT in cases where only noisy indirect information, such as human feedback, is available.

## 1 INTRODUCTION

The paradigm of transfer learning takes, often sparse, data from a set of *source* tasks and uses them to predict outcomes in a different but related *target* task. Consider the task of predicting the effectiveness of a treatment for a new patient on the basis of observational data. Inevitably, the measured effects of the treatment in the source data are affected by a myriad of unobserved confounders, such as the quality of treatment in a given clinical setting or the patient’s adherence to a treatment regimen. Prediction in this setting requires learning both *shared* parameters (treatment effect) and *task* parameters (the quality of treatment in *this* patient’s local clinic; *this* patient’s adherence). Bayesian learning is a natural paradigm for such tasks when the available data is sparse. When reliable prior information is available, the Bayesian transfer learner can leverage the source data to make accurate and calibrated predictions when encountering new target tasks.

In practice, however, the Bayesian transfer learner often experiences *negative transfer*, performing worse in the target task after taking the source data into account than before. Understanding the conditions under which negative transfer occurs, and how to address it, is a challenging open problem (Suder et al., 2023).

Our first contribution is to provide a precise and Bayesian characterization of the phenomenon of negative transfer. Our formulation treats the Bayesian transfer learner’s objective as a special case of inference in the presence of nuisance parameters, and applies results from this more general class of problems to elucidate

<sup>\*</sup>Correspondence to [sabina.sloman@manchester.ac.uk](mailto:sabina.sloman@manchester.ac.uk).

the conditions under which negative transfer occurs. We will show that negative transfer can arise when prior information about source task parameters is unavailable or mistaken.

This result implies that alleviating the threat of negative transfer requires removing the learner’s reliance on, possibly mistaken, prior information about source task parameters. Our second contribution is to propose a method, proxy-informed robust method for probabilistic transfer learning (PROMPT), that allows the learner to form a posterior predictive distribution in the target task without such prior information. PROMPT operates in a setting that differs from, and is in some ways more general than, settings in existing literature on probabilistic approaches to transfer and meta-learning (Grant et al., 2018; Yoon et al., 2018; Gordon et al., 2019; Patacchiola et al., 2020). We here discuss some differences between our setting and probabilistic meta-learning, Bayesian meta-learning, and proxy methods for multi-source domain adaptation. We discuss these and other related works in more detail in Section 6.

*Difference #1: PROMPT can cope with unknown sources.* Probabilistic meta-learning (Gordon et al., 2019), Bayesian meta-learning (Grant et al., 2018; Yoon et al., 2018; Patacchiola et al., 2020), and multi-domain adaptation (Tsai et al., 2024) assume the availability of some prior knowledge about the source data, such as the number of distinct tasks represented in the source data and which data points correspond to the same task. This assumption would be violated in the context of our motivating example: Each patient’s outcomes are influenced by confounders whose values are unknown, and the learner cannot know which outcomes are influenced by the same latent confounder values. Probabilistic meta-learning (Gordon et al., 2019) also requires that the target task arise from the same distribution as the source tasks. PROMPT requires neither the availability of any prior information about the source tasks nor that the target task resemble the source tasks.

*Difference #2: PROMPT relies on proxy information instead of fine-tuning.* Bayesian meta-learning requires the learner be able to fine-tune in the target task (Grant et al., 2018; Yoon et al., 2018; Patacchiola et al., 2020). PROMPT relies on *proxy* information about the target task, i.e., indirect information about the nature of the target task parameters. Examples of such proxy information are human feedback (e.g., to prompts such as “What is the quality of treatment in the target hospital?”) and instrumental variables (e.g., hospital funding as an instrument for quality of care). This leads to some connections between our work and the paradigm of proximal causal learning (Kuroki and Pearl, 2014; Tchetgen Tchetgen et al., 2020; Alabdulmohsin et al., 2023; Tsai et al., 2024). Unlike other proxy methods for multi-domain adaptation (Tsai et al., 2024), we assume the presence of both shared and task parameters, and require additional techniques for estimation of the shared parameter. PROMPT does assume that the proxy information does not depend on the shared parameters.

Our third contribution is to use our formulation of the Bayesian transfer learner’s objective to provide theoretical guarantees on PROMPT’s ability to alleviate the threat of negative transfer. Our results show that, surprisingly, PROMPT’s success in eliminating negative transfer does not depend on the informativeness of the proxy information, making PROMPT particularly useful when proxy information is weak or unreliable. The extent of negative transfer depends instead on the quality of a pre-specified *relevance function*. We describe approaches to defining the relevance function in a purely source data-dependent way, and demonstrate application of these approaches in two synthetic examples and on a dataset of smoking behavior.

## 2 PRELIMINARIES

**Notation.** Vectors and matrices are denoted by bold lowercase letters:  $\mathbf{a}_{i,j}$  is the entry in the  $i^{\text{th}}$  row and  $j^{\text{th}}$  column of  $\mathbf{a}$ . Sets are denoted by calligraphic font ( $\mathcal{A}$ ), and  $\mathcal{A}_i$  is the  $i^{\text{th}}$  element of  $\mathcal{A}$ . We use  $\mathbf{a}_{\mathcal{J}}$ , where  $\mathcal{J}$  is a set, to denote the subvector formed by selecting the elements of  $\mathbf{a}$  at the indices in  $\mathcal{J}$ . Random variables are denoted by bold capital letters ( $\mathbf{A}$ ), and the notation for probability distributions is subscripted by the corresponding random variable ( $P_{\mathbf{A}}$ ). For instance,  $\mathbf{A}$  is the random variable with domain  $\mathcal{A}$  and probability distribution  $P_{\mathbf{A}}$ .

**Bayesian transfer learning** is a general framework for leveraging data from source tasks to make predictions in a somewhat unrelated target task (Suder et al., 2023). We consider a standard setting where

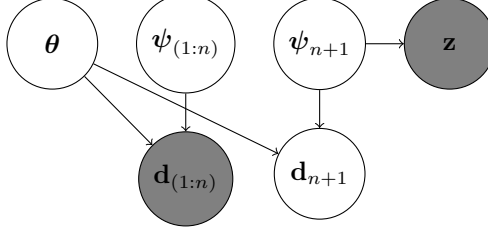


Figure 1: Assumed dependencies.

tasks are characterized by both shared and task parameters. The learner has available to them source data  $\mathbf{d} = [\mathbf{d}_1, \dots, \mathbf{d}_n]$  composed of stochastic observations  $\mathbf{d}_i \in \mathcal{D}$ .<sup>1</sup> We write the random variable characterizing the source data as  $\mathbf{D}$ .

Each observation is generated in the context of a particular, possibly non-unique, *task*. In particular, the probability of each observation  $\mathbf{d}_i$  depends both on **shared parameters**  $\theta \in \mathcal{T}$ , which are the same for each task, and **task parameters**  $\psi_i \in \mathcal{S}$ , which differ between tasks.<sup>2</sup> Given a  $(\theta, \psi_i)$ , the learner can evaluate  $p(\mathbf{d}_i | \theta, \psi_i)$ . As is typical in such formulations, we assume a single, data-generating value of each of the shared and source task parameters, which we denote  $\theta^*$  and  $\psi^*$ , respectively.

**Definition 2.1** (Task). *The  $i^{\text{th}}$  task specifies the distribution generating the  $i^{\text{th}}$  data point. It depends on the value of a **shared parameter**  $\theta^*$  and **task parameter**  $\psi_i^*$ . The value  $\theta^*$  is assumed to be shared across all tasks, and so the task is equivalently identified by the value of  $\psi_i^*$ .*

At deployment, the learner encounters an  $(n+1)^{\text{th}}$  task which will induce an observation  $\mathbf{d}_{n+1}$ . Their goal is to predict  $\mathbf{d}_{n+1}$  on the basis of  $\mathbf{d}$ , which requires identification of the **target data-generating process**, i.e., of the shared parameter  $\theta^*$  and task parameter  $\psi_{n+1}^*$ .

The setting is visualized in Figure 1. Throughout, we implicitly depend on the following assumption:

**Assumption 2.2.** *All dependencies in Figure 1 are present. In addition, the following dependencies are not present:*

- (a) *If  $i \neq j$ ,  $\mathbf{d}_i$  does not depend on  $\psi_j$ .*
- (b) *If  $i \neq j$ ,  $\mathbf{d}_i$  does not depend on  $\mathbf{d}_j$  except through  $\theta$ .*
- (c)  *$\psi_{n+1}$  does not depend on  $\theta$ .*
- (d)  *$\mathbf{z}$  does not depend on  $\theta$  (see Section 4.1).*

The Bayesian transfer learner assigns to values  $(\theta, \psi_{n+1})$  a prior distribution, and so treats the parameters as random variables  $\Theta$  and  $\Psi_{n+1}$  with distribution  $P_{\Theta, \Psi_{n+1}}$ . For a possible value of the target data-generating process  $(\theta, \psi_{n+1})$ , the likelihood  $L$  of the source data  $\mathbf{d}$  is

$$L(\mathbf{d}, \theta, \psi_{n+1}) \equiv p(\mathbf{d} | \theta, \psi_{n+1}) = L(\mathbf{d}, \theta) \quad (1)$$

because the target task parameter does not affect any of the source data (Assumption 2.2(a)).

The probability of  $(\theta, \psi_{n+1})$  under the posterior  $P_{\Theta, \Psi_{n+1} | \mathbf{d}}$  is:

$$\begin{aligned} p(\theta, \psi_{n+1} | \mathbf{d}) &= \frac{L(\mathbf{d}, \theta, \psi_{n+1}) p(\theta, \psi_{n+1})}{\mathbb{E}_{\theta', \psi'_{n+1} \sim P_{\Theta, \Psi_{n+1}}} [L(\mathbf{d}, \theta', \psi'_{n+1})]} \\ &= \left( \frac{L(\mathbf{d}, \theta) p(\theta)}{\mathbb{E}_{\theta' \sim P_{\Theta}} [L(\mathbf{d}, \theta')]} \right) p(\psi_{n+1}) \end{aligned} \quad (2)$$

<sup>1</sup>The source data matrix can equivalently be written  $\mathbf{d}_{(1:n)}$  to make explicit that it is composed of all  $n$  past observations. When referring to the matrix of all  $n$  past observations, we omit the subscript  $(1:n)$ , i.e., write  $\mathbf{d} \equiv \mathbf{d}_{(1:n)}$ .

<sup>2</sup>As with the source data  $\mathbf{d}$ , the source task parameters can equivalently be written  $\psi_{(1:n)}$ . When referring to the source task parameters, we write  $\psi \equiv \psi_{(1:n)}$ .

where the second line follows from Assumption 2.2(a,c).

As we show in Section 3, computing the likelihood in a classic way (described below) can lead to negative transfer. After describing the classic Bayesian learner’s approach, we introduce a generic method to “robustify” the likelihood. PROMPT leverages this robustified method in its estimation of the predictive posterior.

**Classic Bayesian inference** additionally requires a prior over the source task parameters  $P_{\Psi}$ . The posterior then marginalizes across this prior as follows:

$$\begin{aligned} p(\boldsymbol{\theta}, \boldsymbol{\psi}_{n+1} | \mathbf{d}) &= \left( \frac{L(\mathbf{d}, \boldsymbol{\theta}) p(\boldsymbol{\theta})}{\mathbb{E}_{\boldsymbol{\theta}' \sim P_{\Theta}} [L(\mathbf{d}, \boldsymbol{\theta}')] } \right) p(\boldsymbol{\psi}_{n+1}) \\ &= \left( \frac{\mathbb{E}_{\boldsymbol{\psi} \sim P_{\Psi}} [L(\mathbf{d}, \boldsymbol{\theta}, \boldsymbol{\psi})] p(\boldsymbol{\theta})}{\mathbb{E}_{\boldsymbol{\theta}', \boldsymbol{\psi} \sim P_{\Theta, \Psi}} [L(\mathbf{d}, \boldsymbol{\theta}', \boldsymbol{\psi})] } \right) p(\boldsymbol{\psi}_{n+1}) \\ &= p(\boldsymbol{\theta} | \mathbf{d}) p(\boldsymbol{\psi}_{n+1}) \end{aligned} \quad (3)$$

**Likelihood weighting** is a technique whereby the learner specifies a vector of weights  $\boldsymbol{\eta}$  that determines the contribution of each observation to the overall weighted likelihood (Grünwald, 2011). When some  $\eta_i > \eta_j$ , it can be seen as increasing the influence of the  $i^{\text{th}}$  data point relative to the  $j^{\text{th}}$  data point.

### 3 A BAYESIAN PERSPECTIVE ON NEGATIVE TRANSFER

Negative transfer refers to the phenomenon that learning from source data can hurt performance in the target task (Wang et al., 2019). Here, we give a formal statement of the Bayesian transfer learner’s objective which will allow us to make a precise and interpretable statement about when negative transfer will occur.

The Bayesian transfer learner’s goal is to identify the target data-generating process. Since the effects of the task parameters will not transfer, the source data can help the Bayesian learner identify the target data-generating process only insofar as it identifies the shared parameter. This objective has a natural information-theoretic interpretation, given in Definition 3.1: The **information gain**, or degree to which a Bayesian learner has “gained information” about  $\boldsymbol{\theta}$ , is the expected log ratio of the posterior to prior odds of  $\boldsymbol{\theta}$ . Information gain measures are applied in contexts like experimental design (Rainforth et al., 2024) and model selection (Oladyshkin and Nowak, 2019).

Because we are interested in the learner’s information gains under the true data-generating process, we define the information gain as an expectation across the true distribution of source data. To reduce notational clutter, we use  $\mathbf{D}^*$  to refer to the random variable  $\mathbf{D} | \boldsymbol{\theta}^*, \boldsymbol{\psi}^*$ , which follows the distribution of source data under the true data-generating parameters  $(\boldsymbol{\theta}^*, \boldsymbol{\psi}^*)$  (which are unavailable to the learner).

**Definition 3.1** (Information gained by the classic Bayesian learner  $\text{IG}^c$ ). *The information gained by the classic Bayesian transfer learner about the shared parameter  $\boldsymbol{\theta}^*$  is*

$$\text{IG}^c(\boldsymbol{\theta}^*) \equiv \mathbb{E}_{\mathbf{d} \sim P_{\mathbf{D}^*}} \left[ \log \left( \frac{p(\boldsymbol{\theta}^* | \mathbf{d})}{p(\boldsymbol{\theta}^*)} \right) \right].$$

If  $\text{IG}^c(\boldsymbol{\theta}^*) > 0$ , the learner has successfully transferred information about  $\boldsymbol{\theta}^*$  from the source to target data ( $p(\boldsymbol{\theta}^* | \mathbf{d}) > p(\boldsymbol{\theta}^*)$ , i.e., they prefer  $\boldsymbol{\theta}^*$  after viewing data). Otherwise, they are worse off than before ( $p(\boldsymbol{\theta}^* | \mathbf{d}) \leq p(\boldsymbol{\theta}^*)$ , i.e., they preferred  $\boldsymbol{\theta}^*$  before viewing data). We define positive and negative transfer as:

**Definition 3.2** (Positive and negative transfer). *The classic Bayesian learner experiences positive transfer when  $\text{IG}^c(\boldsymbol{\theta}^*) > 0$ ; otherwise, they experience negative transfer.*

We now provide a result showing that the threat of negative transfer is affected by the reliability of the prior over source task parameters  $P_{\Psi}$ . The key quantity is a measure of likelihood misspecification:

**Definition 3.3** (Misspecification of the classic likelihood  $\Delta^c$ ). *The degree to which the classic likelihood is misspecified is  $\Delta^c \equiv \text{D}_{\text{KL}}(P_{\mathbf{D}^*} \parallel P_{\mathbf{D} | \boldsymbol{\theta}^*})$  where  $\text{D}_{\text{KL}}$  is the Kullback-Leibler divergence measure.*

---

**Algorithm 1** Proxy-informed RObust Method for Probabilistic Transfer learning (PROMPT)

---

**Input:** Source data  $\mathbf{d}$ , proxy information  $\mathbf{z}$ , prior  $P_{\Theta, \Psi_{n+1}}$ , relevance function  $\mathcal{R}$ , and number of iterations for refinement of the relevance function  $T$

**Output:** R-weighted posterior predictive  $P_{\mathbf{D}_{n+1}|\mathbf{d}, \mathbf{z}}^{\mathcal{R}}$

- 1: Compute  $P_{\Psi_{n+1}|\mathbf{z}}$  (Equation (5)) ▷ Step 1
  - 2: **if**  $\mathcal{R}$  depends on  $P_{\Theta}$  **then** ▷ Refinement of  $\mathcal{R}$
  - 3:      $\widehat{P}_{\Theta}^{\mathcal{R}} \leftarrow P_{\Theta}$
  - 4:     **for**  $t \in 1 : T$  **do**
  - 5:         Evaluate  $\mathcal{R}$  using  $\widehat{P}_{\Theta}^{\mathcal{R}}$
  - 6:         Compute  $L^{\mathcal{R}}$  (Equation (6))
  - 7:          $\widehat{P}_{\Theta}^{\mathcal{R}} \leftarrow P_{\Theta|\mathbf{d}, \mathbf{z}}^{\mathcal{R}}$
  - 8:     **end for**
  - 9: **end if**
  - 10: Evaluate  $\mathcal{R}$  using  $\widehat{P}_{\Theta}^{\mathcal{R}}$
  - 11: Compute  $L^{\mathcal{R}}$  (Equation (6)) ▷ Step 2
  - 12: Compute  $P_{\mathbf{D}_{n+1}|\mathbf{d}, \mathbf{z}}^{\mathcal{R}}$  (Definition 4.3) ▷ Step 3
- 

In the presence of negative transfer, likelihood misspecification increases with the misspecification of the prior over source task parameters (Sloman et al. 2024 Theorem 4.11). To see this, recall from Equation (3) that the density for  $P_{\mathbf{D}|\theta^*}$  marginalizes across  $P_{\Psi}$ .

Theorem 3.4 shows that  $\Delta^c$  is responsible for negative transfer. The proof, adapted from Sloman et al. (2024), is given in Appendix A.2. It relies on the following assumption:

**Assumption A.3** (informal). *The likelihood  $L(\mathbf{d}, \theta)$  is “smooth enough” in a neighborhood of  $\theta^*$ . The formal condition is given in Appendix A.2.*

**Theorem 3.4** (Negative transfer with a classic likelihood (modified from Sloman et al. 2024 Theorem 4.5)). *Under Assumption A.3 in Appendix A.2,*

$$\text{IG}^c(\theta^*) \leq A(B - \Delta^c) \quad (4)$$

where  $A$  and  $B$  are constants that do not depend on  $\Delta^c$ .

Because of its effect on  $\Delta^c$ , the prior over source task parameters affects the risk of negative transfer. To remove the Bayesian transfer learner’s dependence on this prior information, we introduce proxy-informed robust method for probabilistic transfer learning (PROMPT).

## 4 PROMPT

Our proposed proxy-informed robust method for probabilistic transfer learning (PROMPT) has three steps: First, proxy information is used to form a posterior over the target task parameter  $\psi_{n+1}$ . Then, a relevance function is used to construct a weighted likelihood for  $\theta$  “tailored” for a possible value  $\psi_{n+1}$ . Finally, the posterior over  $\psi_{n+1}$  and robust likelihood combine to form a robust posterior over the target data-generating process that does not depend on any prior source task information. The entire procedure is summarized in Algorithm 1.

### 4.1 Step 1: Learning task parameters via proxies

We refer to information the learner has about the value of  $\psi_{n+1}^*$  and which does not depend on  $\theta^*$  (Figure 1) as **proxy information**. We denote the proxy information  $\mathbf{z} \in \mathcal{Z}$ . To leverage the proxy information to learn  $\psi_{n+1}^*$ , the learner specifies a model for the likelihood of proxy information  $\mathbf{z}$  given  $\psi_{n+1}$ , i.e., can compute  $p(\mathbf{z}|\psi_{n+1})$ .<sup>3</sup> Combined with the prior  $P_{\Psi_{n+1}}$ , this induces a distribution over  $\mathbf{z}$ . We denote the

---

<sup>3</sup>In the absence of substantial prior knowledge about how the proxy information is generated, this model may be extremely expressive or even non-parametric.

corresponding random variable  $\mathbf{Z}$ .

The posterior probability of a value  $\psi_{n+1}$  is

$$p(\psi_{n+1}|\mathbf{z}) = \frac{p(\mathbf{z}|\psi_{n+1}) p(\psi_{n+1})}{\mathbb{E}_{\psi'_{n+1}} [p(\mathbf{z}|\psi'_{n+1})]}. \quad (5)$$

## 4.2 Step 2: Learning shared parameters via likelihood weighting

Estimation of the target data-generating process requires estimating a joint distribution over both the shared and target task parameters  $(\theta, \psi_{n+1})$ . The challenge arises because the learner requires a model for  $p(\mathbf{d}|\theta, \psi_{n+1})$ . As we discussed in Section 2, using the classic likelihood of a value  $\theta$  requires marginalizing over possibly mistaken prior information about the source task parameters.

In an ideal world, when computing  $p(\mathbf{d}|\theta, \psi_{n+1})$  the learner could intervene on the source data and set  $\psi_1^* = \dots = \psi_n^* = \psi_{n+1}$ . While this is infeasible, the learner can manipulate the source data to resemble data from  $\psi_{n+1}$  without directly intervening on the outcomes: Using likelihood weighting techniques, they can reweight the data in a way that points that are *relevant* to the consequences of  $\psi_{n+1}$  are overweighted.

Before defining the concept of relevance, we introduce notation for the “pseudo-intervention” of setting a parameter to a particular value. The probability of observing  $\mathbf{d}_i$  if the  $i^{\text{th}}$  task parameter had been “set” to  $\psi_{n+1}$  is  $p(\mathbf{d}_i|\theta, \psi_i = \psi_{n+1})$ . The probability of observing all source data in the task characterized by  $\psi_{n+1}$  is  $p(\mathbf{d}|\theta, \psi = \psi_{n+1})$ .

**Definition 4.1** (Relevance  $\mathcal{R}_i(\psi_{n+1})$ ). *The relevance of the  $i^{\text{th}}$  data point to  $\psi_{n+1}$  is computed by a **relevance function**  $\mathcal{R}$  which is positively correlated with  $p(\mathbf{d}_i|\theta^*, \psi_i = \psi_{n+1})$  in expectation with respect to  $P_{\mathbf{D}, \Psi_{n+1}}$ .*

Unlike the classic Bayesian transfer learner who uses the likelihood expression in Equation (2) to construct their posterior, PROMPT uses the **relevance- (r-)weighted likelihood**:

$$L^{\mathcal{R}}(\mathbf{d}_i, \theta, \psi_i = \psi_{n+1}) \equiv p(\mathbf{d}_i|\theta, \psi_i = \psi_{n+1})^{\mathcal{R}_i(\psi_{n+1})}. \quad (6)$$

**Defining the relevance function.** Definition 4.1 requires that  $\mathcal{R}_i(\psi_{n+1})$  positively correlate with  $p(\mathbf{d}_i|\theta^*, \psi_i = \psi_{n+1})$ . In Section 5, we provide a result showing that the *fidelity* of the relevance function — the strength of this correlation — affects the extent of the threat of negative transfer. However, computing  $p(\mathbf{d}_i|\theta^*, \psi_i = \psi_{n+1})$  exactly would require access to  $\theta^*$ , which the learner does not have.

Given their ignorance of  $\theta^*$ , one approach the learner could take would be to construct the relevance function in a way that depends only on their prior  $P_{\Theta}$ , for instance, as

$$\mathcal{R}_i(\psi_{n+1}) = \mathbb{E}_{\theta \sim P_{\Theta}} [p(\mathbf{d}_i|\theta, \psi_i = \psi_{n+1})]. \quad (7)$$

To correct for potential bias in  $P_{\Theta}$ , we propose a procedure to iteratively refine the relevance function, outlined in Line 2–Line 9 of Algorithm 1. Notice that the source data, which the learner *does* have access to, depend on  $\theta^*$ , and so the learner can leverage these data to, for instance, refine the distribution across which the expectation in Equation (7) is taken. We propose the learner first evaluate the relevance function using  $P_{\Theta}$ , then substitute  $P_{\Theta}$  in the definition of the relevance function with the resulting relevance-weighted posterior (Definition 4.2 in Section 4.3), reevaluate the relevance function, and repeat this process for a pre-specified number of iterations. In Section 7, we detail application of this iterative procedure in the context of two synthetic examples. While we observe that this procedure is effective in the context of these examples, an important direction for future work is establishing the conditions under which it converges, i.e., the conditions under which a relevance function satisfying Definition 4.1 is available to the learner.

## 4.3 Step 3: Computing the r-weighted posterior predictive distribution

We can now define the **relevance- (r-)weighted posterior** and **r-weighted posterior predictive distribution**.



**Definition 4.2** (Relevance- (r)-weighted posterior distribution  $P_{\Theta, \Psi_{n+1}|\mathbf{d}, \mathbf{z}}^{\mathcal{R}}$ ). *The r-weighted posterior distribution  $P_{\Theta, \Psi_{n+1}|\mathbf{d}, \mathbf{z}}^{\mathcal{R}}$  is the distribution with density*

$$p^{\mathcal{R}}(\theta, \psi_{n+1}|\mathbf{d}, \mathbf{z}) = \frac{L^{\mathcal{R}}(\mathbf{d}, \theta, \psi = \psi_{n+1}) p(\mathbf{z}|\psi_{n+1}) p(\theta, \psi_{n+1})}{\mathbb{E}_{\theta', \psi'_{n+1} \sim P_{\Theta, \Psi_{n+1}}} [L^{\mathcal{R}}(\mathbf{d}, \theta', \psi = \psi'_{n+1}) p(\mathbf{z}|\psi'_{n+1})]}.$$

**Definition 4.3** (Relevance- (r)-weighted posterior predictive distribution  $P_{\mathbf{D}_{n+1}|\mathbf{d}, \mathbf{z}}^{\mathcal{R}}$ ). *The r-weighted posterior predictive distribution  $P_{\mathbf{D}_{n+1}|\mathbf{d}, \mathbf{z}}^{\mathcal{R}}$  is the distribution with density*

$$p^{\mathcal{R}}(\mathbf{d}_{n+1}|\mathbf{d}, \mathbf{z}) = \mathbb{E}_{\theta, \psi_{n+1} \sim P_{\Theta, \Psi_{n+1}|\mathbf{d}, \mathbf{z}}^{\mathcal{R}}} [p(\mathbf{d}_{n+1}|\theta, \psi_{n+1})].$$

## 5 THEORETICAL RESULTS

In Section 3, we introduced a formal framework for assessing the threat of negative transfer. In Section 4, we introduced a framework for Bayesian transfer learning that uses a pre-specified relevance function to r-weight the likelihood. Our goal here is to assess whether r-weighting can effectively reduce the threat of negative transfer, and if so, the conditions under which this is the case.

To assess the threat of negative transfer to the r-weighted Bayesian transfer learner, we introduce an information gain measure analogous to Definition 3.1, but that measures the degree to which the r-weighted posterior favors  $\theta^*$  with respect to the prior:<sup>4</sup>

**Definition 5.1** (Information gained by the r-weighted Bayesian learner  $\text{IG}^{\mathcal{R}}$ ). *The information gained by the r-weighted Bayesian transfer learner about the shared parameter  $\theta^*$  is*

$$\text{IG}^{\mathcal{R}}(\theta^*) \equiv \mathbb{E}_{\mathbf{d}, \mathbf{z} \sim P_{\mathbf{D}^*, \mathbf{Z}}} \left[ \log \left( \frac{p^{\mathcal{R}}(\theta^*|\mathbf{d}, \mathbf{z})}{p(\theta^*)} \right) \right].$$

Analogously to Definition 3.2, we say that the r-weighted Bayesian transfer learner experiences negative transfer when  $\text{IG}^{\mathcal{R}}(\theta^*) \leq 0$ .

Below, we provide two results that together show that the relevance function controls the threat of negative transfer. Theorem 5.4 shows that the threat of negative transfer to the r-weighted Bayesian transfer learner depends on misspecification of the r-weighted likelihood, where the misspecification can be interpreted as the degree to which the relevance function corrects for a mismatch between the source and possible target tasks. Proposition 5.5 decomposes this measure of misspecification, showing that it is a negative function of the *fidelity* of the relevance function. The proofs of all results are deferred to Appendix A.

Misspecification of the r-weighted likelihood is:

**Definition 5.2** (Misspecification of the r-weighted likelihood  $\Delta^{\mathcal{R}}$ ). *The degree to which the r-weighted likelihood is misspecified is  $\Delta^{\mathcal{R}} \equiv \mathbb{E}_{\psi_{n+1} \sim P_{\Psi_{n+1}}} \left[ \text{D}_{\text{KL}} \left( P_{\mathbf{D}^*} \parallel P_{\mathbf{D}^{\mathcal{R}}(\psi_{n+1})|\theta^*, \psi=\psi_{n+1}} \right) \right]$  where  $P_{\mathbf{D}^{\mathcal{R}}(\psi_{n+1})}$  is the distribution of data resulting from viewing  $\mathcal{R}_i(\psi_{n+1})$  replicates of each  $\mathbf{d}_i$ .*

In the r-weighted case, the misspecification stems from the failure of the pseudo-replication to correct for a mismatch in the source tasks (the consequence of  $\psi^*$ ) and possible target tasks (the consequences of possible values  $\psi_{n+1}$ ).

Theorem 5.4 gives a result analogous to Theorem 3.4 for the r-weighted case. It depends on the following assumptions:

**Assumption 5.3** ( $L^{\mathcal{R}}$  is bounded). *The r-weighted likelihood  $L^{\mathcal{R}}(\mathbf{d}, \theta, \psi = \psi_{n+1})$  is bounded from both below and above:  $\exists a, b \in \mathbb{R}^+$  such that  $\forall \mathbf{d} \in \mathcal{D}, \theta \in \mathcal{T}, \psi_{n+1} \in \mathcal{S}, a \leq L^{\mathcal{R}}(\mathbf{d}, \theta, \psi = \psi_{n+1}) \leq b$ .*

<sup>4</sup>See discussion in Appendix A for interpretation of  $P_{\mathbf{Z}}$ .

**Assumption A.8** (informal). *The proxy is sufficiently informative in the sense that the “variability” of  $\Psi_{n+1}|\mathbf{z}$  is smaller than the “variability” of  $\Psi_{n+1}$  by a “large enough” margin. The formal condition is given in Appendix A.3.*

**Assumption A.9** (informal). *The  $r$ -weighted likelihood  $L^{\mathcal{R}}(\mathbf{d}, \boldsymbol{\theta}, \boldsymbol{\psi} = \boldsymbol{\psi}_{n+1})$  is “smooth enough” in a neighborhood of  $\boldsymbol{\theta}^*$  and the estimated relevances are not “too large”. The formal condition is given in Appendix A.3.*

**Theorem 5.4** (Negative transfer with an  $r$ -weighted likelihood). *Under Assumption 5.3 and Assumptions A.8 and A.9 in Appendix A.3,*

$$\text{IG}^{\mathcal{R}}(\boldsymbol{\theta}^*) \leq A(C - \Delta^{\mathcal{R}})$$

where  $A$  and  $C$  are constants that do not depend on  $\Delta^{\mathcal{R}}$ .

Proposition 5.5 analyzes the effect of  $\mathcal{R}$  on  $\Delta^{\mathcal{R}}$ . The role of  $\mathcal{R}$  in mitigating negative transfer depends on the *fidelity* of the relevance function:

**Definition A.11** (informal).  $\rho^{\mathcal{R}}$  is a measure of the fidelity of the relevance function, i.e., the extent of the correlation of  $\mathcal{R}_i(\boldsymbol{\psi}_{n+1})$  with  $p(\mathbf{d}_i|\boldsymbol{\theta}^*, \boldsymbol{\psi}_i = \boldsymbol{\psi}_{n+1})$  in expectation with respect to  $P_{\mathbf{D}, \Psi_{n+1}}$ . The formal definition is given in Appendix A.4.

**Proposition 5.5** (Negative transfer is reduced by high-fidelity relevance functions).  $\Delta^{\mathcal{R}}$  is a negative function of  $\rho^{\mathcal{R}}$ . In particular,

$$\Delta^{\mathcal{R}} = \mathbb{E}[\text{ESS}(\mathbf{d}, \boldsymbol{\psi}_{n+1}) \text{DIS}(\mathbf{d}, \boldsymbol{\psi}_{n+1})] - n\rho^{\mathcal{R}} + D$$

where  $\text{ESS}(\mathbf{d}, \boldsymbol{\psi}_{n+1}) \equiv \sum_{i=1}^n \mathcal{R}_i(\boldsymbol{\psi}_{n+1})$  is the effective sample size induced by the relevance function  $\mathcal{R}$  evaluated on the sample  $\mathbf{d}$  and task parameter  $\boldsymbol{\psi}_{n+1}$ ,  $\text{DIS}(\mathbf{d}, \boldsymbol{\psi}_{n+1}) \equiv -\log(p(\mathbf{d}|\boldsymbol{\theta}^*, \boldsymbol{\psi} = \boldsymbol{\psi}_{n+1}))$  captures the dissimilarity of the source data to the target task characterized by  $\boldsymbol{\psi}_{n+1}$ , the expectation is taken with respect to  $P_{\mathbf{D}^*, \Psi_{n+1}}$ , and the constant  $D$  does not depend on  $\mathcal{R}$ .

**Remark 5.6** (Weakly informative proxies mitigate negative transfer). *Proposition 5.5 shows that  $\Delta^{\mathcal{R}}$  does not depend on the accuracy of the learner’s inferences about  $\boldsymbol{\psi}_{n+1}^*$ , i.e., on the informativeness of the proxy information. Informative proxies facilitate targeted inference insofar as they facilitate estimation of the target task parameter, but do not improve the  $r$ -weighted learner’s ability to recover the shared parameter from the source data. PROMPT’s provable advantage over classic Bayesian inference does depend on the availability of some proxy information only to satisfy Assumption A.8, required in the proof of Theorem 5.4: If the available proxy information is not somewhat informative, the magnitude of  $\Delta^{\mathcal{R}}$  does not necessarily imply the degree of the threat of negative transfer.*

## 6 RELATED WORK

**Likelihood weighting** has been applied for purposes that include potential model misspecification (Grünwald, 2011; Miller and Dunson, 2019; Dewaskar et al., 2023), potential conflation of transferable and task-specific effects (Ibrahim and Chen, 2000; Ibrahim et al., 2011, 2014; Suder et al., 2023), model selection (Ibrahim et al., 2014), and increased efficiency of MCMC samplers (Schuster and Klebanov, 2021).

**Probabilistic meta-learning** (Gordon et al., 2019) is a paradigm in which a meta-learner simultaneously learns a transferable parameter value and a distribution over task parameter values. Unlike PROMPT, this framework assumes the data sources are known in the sense that each data point can be indexed by its task. This distinction also sets us apart from other Bayesian meta-learning approaches (Grant et al., 2018; Yoon et al., 2018; Patacchiola et al., 2020). Moreover, the aim of probabilistic meta-learning is to learn a distribution over task parameters. When the target task will arise from the same distribution as the source tasks, probabilistic meta-learning facilitates good performance on average across tasks. However, the goal of PROMPT is to provide a posterior predictive distribution tailored to a target task that may not arise from the same distribution as the source tasks.



**Using domain similarity for domain adaptation.** Many existing theoretical bounds for domain adaptation rely on the similarity between source and target tasks (Redko et al., 2022). Some approaches to domain adaptation use similarity of covariates in the target and source tasks to weight source data during training (Plank and van Noord, 2011; Ponomareva and Thelwall, 2012; Remus, 2012; Ruder and Plank, 2017), or importance sampling techniques (Quiñonero-Candela et al., 2009). While this can be effective in cases of pure covariate shift, our formulation allows for differences in the map between covariates and outcomes that cannot be detected on the basis of covariate information alone.

**Proximal causal learning** is a paradigm that uses proxy information to learn causal effects (Kuroki and Pearl, 2014; Tchetgen Tchetgen et al., 2020; Alabdulmohsin et al., 2023; Tsai et al., 2024). Our setting is similar to the multi-domain adaptation setting of Tsai et al. (2024). We differ in that (i) we assume data sources are unknown, while they assume data can be indexed by its task; and (ii) we assume the presence of both shared and task parameters, while they do not distinguish between these. While our method for estimating the task parameter also leverages proxy methods, we differ in our usage of reweighting methods to estimate the shared parameter, which facilitates robust estimation without requiring additional proxy information.

**Human-in-the-loop learning.** In many applications, domain experts are a viable source of proxy information, and so our work can be tied to human-in-the-loop machine learning (Wu et al., 2022). Like us, some human-in-the-loop methods leverage expert feedback in a Bayesian framework. For example, Nahal et al. (2024) use expert feedback for learning in out-of-distribution settings, while Sundin et al. (2018) query experts about the relevance of a given feature for outcome prediction.

## 7 EXAMPLES

We here demonstrate application of PROMPT in two synthetic settings and on one real-world dataset. Additional details of all examples are provided in Appendix B.

### 7.1 Treatment effect estimation

To continue with our motivating example, we first demonstrate application of PROMPT to treatment effect estimation using similar modeling paradigms to those used in clinical prediction tasks (Gunn-Sandell et al., 2023). We first apply PROMPT in a synthetic setting that allows us to manipulate factors like the risk of negative transfer. We then apply PROMPT to a real-world dataset of smoking behavior.

**Linear regression.** The synthetic data in this example are generated according to the model

$$\mathbf{y}_i | \mathbf{x}_i \sim \mathcal{N}(\boldsymbol{\theta}^* \mathbf{x}_{i,1} + \boldsymbol{\psi}_i^* \mathbf{x}_{i,2}, 1).$$

Figure 2a shows how  $\text{IG}^{\mathcal{R}}$  compares with  $\text{IG}^c$  as a function of the risk of negative transfer and the representativeness of the target task in the distribution of source tasks.

To induce the risk of negative transfer, we manipulated the degree of multicollinearity between  $\mathbf{x}_{(\cdot,1)}$  and  $\mathbf{x}_{(\cdot,2)}$ : More multicollinearity makes  $\boldsymbol{\theta}^*$  and  $\boldsymbol{\psi}_{n+1}^*$  harder to separately identify, so we interpret this as a higher risk of negative transfer. We also varied the distribution of source tasks. When  $p\%$  of tasks resemble the target task,  $1 - p\%$  of tasks are set to a value that is well-represented by  $P_{\Psi}$ . In this sense, the results in Figure 2a are a somewhat conservative test of PROMPT.

When there is no multicollinearity, the classic learner is not at risk of negative transfer, and performs on par with the learner with an  $r$ -weighted likelihood. When all source tasks are well-represented in the learner’s prior (blue box), the classic learner’s prior is well-specified and they perform on par with the  $r$ -weighted learner. When there is a risk of negative transfer,  $\text{IG}^{\mathcal{R}}$  is generally higher and does not appear to be sensitive to the representativeness of the target task in the distribution of source tasks.

*Generating proxy information:* The synthetic proxy information source represents feedback from a domain expert. While domain experts may not be able to articulate precise knowledge of the target task, they can



(a) Linear regression setting. Each box includes results from 50 simulations. The three sets of results on the  $x$ -axis correspond to three distinct levels of multicollinearity between covariates.

(b) GP regression setting. Each box includes results from 5 levels of outcome/proxy information trade-off  $\times$  6 levels of covariate resolution  $\times$  4 values of  $T$  (number of iterations for refinement of the relevance function)  $\times$  50 simulations. The three sets of results on the  $x$ -axis correspond to the location of  $\theta^*$  in terms of the learner's prior  $P_{\Theta}$ .

Figure 2: Advantage of the r-weighted likelihood in the synthetic examples. Each box in the plot shows the interquartile region (boxes) and outliers (points) of  $IG^{\mathcal{R}}(\theta^*) - IG^c(\theta^*)$ . In each simulation,  $\psi_{n+1}^*$ ,  $\mathbf{d}$  and  $\mathbf{z}$  are independently regenerated.

often provide intuitive assessments (Kahneman and Klein, 2009), such as the degree to which an outcome is representative of a given situation (Tversky and Kahneman, 1974).

Our synthetic proxy represents a domain expert who is presented with a hypothetical outcome and asked the degree to which it is representative of the target task on a scale of 0 – 7. Proxy values were generated as  $\mathbf{z} \sim \text{Binomial}(7, p(\mathbf{d}'|\psi' = \psi_{n+1}^*))$  where  $\mathbf{d}'$  are observations used to prompt the synthetic expert for feedback and  $\psi'$  are the corresponding task parameters.

*Defining the relevance function:* We computed the relevances using the iterative procedure described in Section 4.2.<sup>5</sup>

**Predicting smoking behavior.** We also applied PROMPT to estimation of smoking behavior in a dataset from Hasselblad (1998) provided by the R package `netmeta` (Balduzzi et al., 2023), which consists of data from 24 studies on the number of patients who stopped smoking after receiving one of four treatments.<sup>6</sup> Each study includes data from patients who received some but not all treatments. We considered each study a separate task. Each observation is indexed by study and treatment (so  $\mathbf{y}_i$  is the number of patients who stopped smoking after receiving a given treatment in a given study, and  $\psi_i = \psi_j$  if  $i$  and  $j$  index data from different treatments administered as part of the same study). We modeled the data as

$$\mathbf{y}_i|\theta, \psi_i \sim \text{Binomial}\left(\text{sigmoid}\left(\theta \mathbf{x}_{i,(1:4)}^\top + \psi_i\right), N_i\right)$$

where  $\mathbf{x}_{i,(1:4)}$  are indicators of the treatment received and  $N_i$  is the number of patients who received the indicated treatment in the indicated study. We considered 24 different partitions of the data into source and

<sup>5</sup>We first computed the relevances as  $\mathcal{R}_i(\psi_{n+1}) \propto p(\mathbf{d}_i|\psi_i = \psi_{n+1}) = \mathbb{E}_{\theta \sim P_{\Theta}}[p(\mathbf{d}_i|\theta, \psi_i = \psi_{n+1})]$  where the constant of proportionality was the probability a distribution with the same variance would assign to its mode. Using the calculated relevances, we computed  $P_{\Theta, \psi_{n+1}|\mathbf{d}, \mathbf{z}}^{\mathcal{R}}$ . We then defined  $\hat{P}_{\Theta}^{\mathcal{R}}$  as a Gaussian approximation to samples from the r-weighted posterior  $P_{\Theta|\mathbf{d}, \mathbf{z}}^{\mathcal{R}}$ , recomputed each  $\mathcal{R}_i(\psi_{n+1}) \propto \mathbb{E}_{\theta \sim \hat{P}_{\Theta}^{\mathcal{R}}}[p(\mathbf{d}_i|\theta, \psi_i = \psi_{n+1})]$ , and recomputed the r-weighted posterior. In each simulation, we repeated this three times before ultimately defining the relevance function as an expectation across the distribution  $\hat{P}_{\Theta}^{\mathcal{R}}$  obtained at the final iteration.

<sup>6</sup>This example was inspired by the example detailed in Holzhauser and Bean (2025). The code used the package `brms` (Bürkner, 2017) and Stan modeling language (Stan Development Team, 2024).

target data, with each partition treating data from one study as target data and data from the remaining 23 studies as source data.

Figure 3 shows the relative performance of the r-weighted and classic Bayesian transfer learners as a function of the informativeness of the proxy information. Unlike in our synthetic example, here we do not have access to the true value  $\theta^*$  and so cannot directly compute  $IG^{\mathcal{R}}(\theta^*)$  and  $IG^c(\theta^*)$ . Instead, we assess how well the two methods can predict the outcome in the target task. The classic learner here has the advantage of prior source information in the form of knowledge of which data points belong to the same task. We also do not anticipate a substantial threat of negative transfer here. Nevertheless, the r-weighted learner outperforms the classic learner in the majority of cases.

Proposition 5.5 showed that the extent of negative transfer for the r-weighted learner does not depend on the informativeness of the proxy information. Figure 3 shows that the r-weighted learner’s advantage appears to actually decrease with the informativeness of the proxy information. This may reflect that both methods are approaching a ceiling of predictive performance. Further understanding this phenomenon, as well as the nature of the tasks that lead the r-weighted learner to perform much worse than the classic learner, is a direction for future investigation.

To simulate proxy information, we sampled  $\mathbf{z} \sim \mathcal{N}(\psi_{n+1}^*, \sigma)$  where  $\sigma = 3$  in the weakly informative case and  $\sigma = .1$  in the highly informative case. Since we do not know the true value  $\psi_{n+1}^*$ , we approximated  $\psi_{n+1}^*$  by the mean of the corresponding fixed effect distribution estimated in a model that incorporated data from all 24 studies.

We defined the relevance function as

$$\mathcal{R}_i(\psi_{n+1}) = \text{sigmoid} \left( n \frac{p(\mathbf{d}_i | \theta = 0, \psi_i = \psi_{n+1})}{p(\mathbf{d} | \theta = 0, \psi = \psi_{n+1})} \right).$$

## 7.2 Gaussian process regression

We next demonstrate application of PROMPT in a Gaussian Process (GP) regression setting with a composite kernel. Data were generated according to the model

$$\mathbf{y}_i | \mathbf{x}_i \sim \mathcal{GP}(0, \mathbf{k}(\mathbf{x}_i, \mathbf{x}))$$

where  $\mathbf{k}(\mathbf{x}_i, \mathbf{x}) = \text{RBF}_{\theta}(\mathbf{x}_i, \mathbf{x}) + \text{RBF}_{\psi_i}(\mathbf{x}_i, \mathbf{x})$  and  $\text{RBF}_l$  is the radial basis function with lengthscale  $l$ .<sup>7</sup> This setting poses a risk of negative transfer because the transferable and task parameter act in combination to determine the smoothness of the sampled functions (Sloman et al., 2024). We used the same method to generate proxy information and specify the relevance function as for the linear regression example, with the exception that we varied the number of iterations used for refinement of the relevance function (see Appendix B.3).

Figure 2b shows how  $IG^{\mathcal{R}}$  compares with  $IG^c$  as a function of the value of  $\theta^*$  and representativeness of the target task in the distribution of source tasks. The relative performance of PROMPT does not appear to depend on the representativeness of the target task in the distribution of source tasks, but does appear

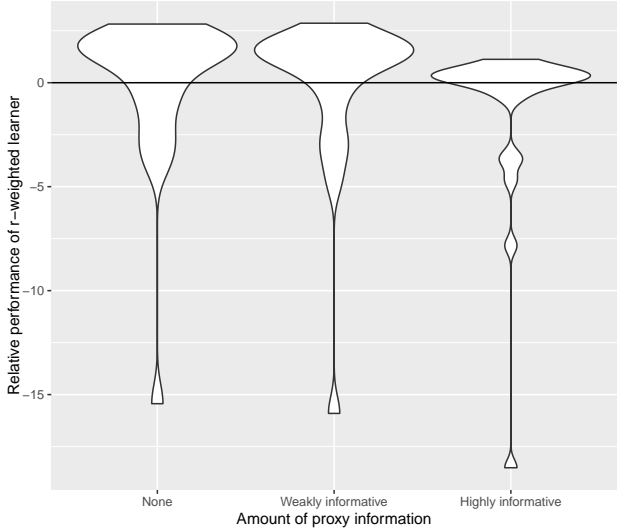


Figure 3: Advantage of the r-weighted likelihood in the dataset of smoking behavior. Each plot shows the distribution of values of  $\log \left( \frac{p^{\mathcal{R}}(\mathbf{d}_{n+1} | \mathbf{d}, \mathbf{z})}{p(\mathbf{d}_{n+1} | \mathbf{d}, \mathbf{z})} \right)$  across 24 partitions of source/target data. Values on the  $x$ -axis correspond to three distinct levels of informativeness of the proxy.

<sup>7</sup>The kernel was additionally renormalized to have an amplitude of 1.

to depend on the value of  $\theta^*$ : PROMPT’s relative ability to recover large values of  $\theta^*$  is lower but far more variable than its relative ability to recover small values of  $\theta^*$ . The reason for this is a direction for future investigation.

After preliminary simulations showed a sensitivity to the value of some simulation parameters, we varied these parameters across all simulations. The results shown in Figure 2b are collapsed across all values of these parameters. Appendix B describes these additional parameters and provides additional results showing the relative performance of PROMPT as a function of each additional parameter.

Taken together, these examples demonstrate that PROMPT can significantly improve recovery of  $\theta^*$  in the presence of the threat of negative transfer. In all examples, we defined the relevance function in a purely source data-dependent way, illustrating the availability of effective relevance functions in settings of practical interest.

## 8 DISCUSSION

We presented PROMPT, a novel framework for Bayesian transfer learning which alleviates the learner’s dependence on prior source information. The framework of PROMPT can accommodate a variety of relevance functions and forms of proxy information. PROMPT’s provable advantage depends on the fidelity of the specified relevance function. In Section 7, we provided concrete examples of possible relevance functions. The development of a more systematic framework for defining the relevance function is a promising avenue for future work.

## Acknowledgments

The authors thank Ayush Bharti and Sammie Katt for helpful feedback on an initial draft. This work was supported by the Research Council of Finland Flagship programme: Finnish Center for Artificial Intelligence FCAI and decisions 358958, 359567. SJS and SK were supported by the UKRI Turing AI World-Leading Researcher Fellowship, [EP/W002973/1]. This work used the Computational Shared Facility at The University of Manchester.

## References

- Ibrahim Alabdulmohsin, Nicole Chiou, Alexander D’Amour, Arthur Gretton, Sanmi Koyejo, Matt J. Kusner, Stephen R. Pfohl, Olawale Salaudeen, Jessica Schrouff, and Katherine Tsai. Adapting to latent subgroup shifts via concepts and proxies. In *Proceedings of the 26<sup>th</sup> International Conference on Artificial Intelligence and Statistics (AISTATS 2023)*, 2023.
- Sara Balduzzi, Gerta Rücker, Adriani Nikolakopoulou, Theodoros Papakonstantinou, Georgia Salanti, Orestis Efthimiou, and Guido Schwarzer. netmeta: An R package for network meta-analysis using frequentist methods. *Journal of Statistical Software*, 106(2), 2023.
- Paul-Christian Bürkner. brms: An r package for bayesian multilevel models using stan. *Journal of Statistical Software*, 80(1), 2017.
- Miheer Dewaskar, Christopher Tosh, Jeremias Knoblauch, and David B. Dunson. Robustifying likelihoods by optimistically re-weighting data, 2023. Accessed via <https://arxiv.org/abs/2303.10525>.
- Jonathan Gordon, John Bronskill, Matthias Bauer, Sebastian Nowozin, and Richard E. Turner. Meta-learning probabilistic inference for prediction. In *The Seventh International Conference on Learning Representations (ICLR 2019)*, 2019.
- Erin Grant, Chelsea Finn, Sergey Levine, Trevor Darrell, and Thomas Griffiths. Recasting gradient-based meta-learning as hierarchical bayes, 2018. Accessed via <https://arxiv.org/abs/1801.08930>.
- Peter Grünwald. Safe learning: bridging the gap between bayes, mdl and statistical learning theory via empirical convexity. In *24th Annual Conference on Learning Theory*, 2011.

- Lauren B. Gunn-Sandell, Edward J. Bedrick, Jacob L. Hutchins, Aaron A. Berg, Alexander M. Kaizer, and Nichole E. Carlson. A practical guide to adopting bayesian analyses in clinical research. *Journal of Clinical and Translational Studies*, 8, 2023.
- Vic Hasselblad. Meta-analysis of multitreatment studies. *Medical Decision Making*, 18, 1998.
- Björn Holzhauer and Andrew Bean. Network meta-analysis, 2025. Accessed via [https://opensource.nibr.com/bamdd/src/02j\\_network\\_meta\\_analysis.html](https://opensource.nibr.com/bamdd/src/02j_network_meta_analysis.html).
- Joseph G. Ibrahim and Ming-Hui Chen. Power prior distributions for regression models. *Statistical Science*, 15(1), 2000.
- Joseph G. Ibrahim, Ming-Hui Chen, and Debajyoti Sinha. On optimality properties of the power prior. *Journal of the American Statistical Association*, 98, 2011.
- Joseph G. Ibrahim, Ming-Hui Chen, Yeongjin Gwon, and Fang Chen. The power prior: theory and applications. *Statistics in Medicine*, 34, 2014.
- Daniel Kahneman and Gary Klein. Conditions for intuitive expertise: A failure to disagree. *American Psychologist*, 64(6), 2009.
- Manabu Kuroki and Judea Pearl. Measurement bias and effect restoration in causal inference. *Biometrika*, 2014.
- Jeffrey W. Miller and David B. Dunson. Robust bayesian inference via coarsening. *Journal of the American Statistical Association*, 114(527):1113–1125, 2019.
- Yasmine Nahal, Janosch Menke, Julien Martinelli, Markus Heinonen, Mikhail Kabeshov, Jon Paul Janet, Eva Nittinger, Ola Engkvist, and Samuel Kaski. Human-in-the-loop active learning for goal-oriented molecule generation. *Journal of Cheminformatics*, 16, 2024.
- Sergey Oladyshkin and Wolfgang Nowak. The connection between bayesian inference and information theory for model selection, information gain and experimental design. *Entropy*, 21, 2019.
- Massimiliano Patacchiola, Jack Turner, Elliot J. Crowley, Michael O’Boyle, and Amos Storkey. Bayesian meta-learning for the few-shot setting via deep kernels. In *34th Conference on Neural Information Processing Systems (NeurIPS 2020)*, 2020.
- Barbara Plank and Gertjan van Noord. Effective measures of domain similarity for parsing. In *Proceedings of the 49th Annual Meeting of the Association for Computational Linguistics*, 2011.
- Natalia Ponomareva and Mike Thelwall. Biographies or blenders: Which resource is best for cross-domain sentiment analysis? In *Computational Linguistics and Intelligent Text Processing (CICLing 2012)*, 2012.
- Joaquin Quiñonero-Candela, Masashi Sugiyama, Anton Schwaighofer, and Neil D. Lawrence. *Dataset Shift in Machine Learning*. MIT Press, 2009.
- Tom Rainforth, Adam Foster, Desi R. Ivanova, and Freddie Bickford Smith. Modern bayesian experimental design. *Statistical Science*, 39(1), 2024.
- Ievgen Redko, Emilie Morvant, Amaury Habrard, and Marc Sebban. A survey on domain adaptation theory: Learning bounds and theoretical guarantees, 2022. Accessed via <https://arxiv.org/pdf/2004.11829>.
- Robert Remus. Domain adaptation using domain similarity- and domain complexity-based instance selection for cross-domain sentiment analysis. In *IEEE 12th International Conference on Data Mining Workshops*, 2012.
- Sebastian Ruder and Barbara Plank. Learning to select data for transfer learning with bayesian optimization. In *Proceedings of the 2017 Conference on Empirical Methods in Natural Language Processing*, 2017.

- Ingmar Schuster and Ilja Klebanov. Markov chain importance sampling—a highly efficient estimator for MCMC. *Journal of Computational and Graphical Statistics*, 30:260–268, 2021.
- Sabina J. Sloman, Ayush Bharti, Julien Martinelli, and Samuel Kaski. Bayesian active learning in the presence of nuisance parameters. In *Proceedings of the 40<sup>th</sup> Conference on Uncertainty in Artificial Intelligence (UAI 2024)*, 2024.
- Stan Development Team. Stan reference manual, version 2.36, 2024. Accessed via <https://mc-stan.org>.
- Piotr M. Suder, Jason Xu, and David B. Dunson. Bayesian transfer learning, 2023. Accessed via <https://arxiv.org/abs/2312.13484>.
- Iiris Sundin, Tomi Peltola, Luana Micallef, Hodayun Afrabandpey, Marta Soare, Muntasir Mamun Majumder, Pedram Daee, Chen He, Baris Serim, Aki Havulinna, Caroline Heckman, Giulio Jacucci, Pekka Marttinen, and Samuel Kaski. Improving genomics-based predictions for precision medicine through active elicitation of expert knowledge. *Bioinformatics*, 2018.
- Eric J Tchetgen Tchetgen, Andrew Ying, Yifan Cui, Xu Shi, and Wang Miao. An introduction to proximal causal learning, 2020. Accessed via <https://arxiv.org/abs/2009.10982>.
- Katherine Tsai, Stephen R Pfohl, Olawale Salaudeen, Nicole Chiou, Matt Kusner, Alexander D’Amour, Sanmi Koyejo, and Arthur Gretton. Proxy methods for domain adaptation. In *International Conference on Artificial Intelligence and Statistics*, pages 3961–3969. PMLR, 2024.
- Amos Tversky and Daniel Kahneman. Judgment under uncertainty: Heuristics and biases. *Science*, 185, 1974.
- Zirui Wang, Zihang Dai, Barnabas Póczos, and Jaime Carbonell. Characterizing and avoiding negative transfer. In *Proceedings of the IEEE/CVF Conference on Computer Vision and Pattern Recognition (CVPR)*, 2019.
- Xingjiao Wu, Luwei Xiao, Yixuan Sun, Junhang Zhang, Tianlong Ma, and Liang He. A survey of human-in-the-loop for machine learning. *Future Generation Computer Systems*, 135, 2022.
- Jaesik Yoon, Taesup Kim, Ousmane Dia, Sungwoong Kim, Yoshua Bengio, and Sungjin Ahn. Bayesian model-agnostic meta-learning. In *32nd Conference on Neural Information Processing Systems (NeurIPS 2018)*, 2018.



# Appendix

The appendix is organized as follows:

- In Appendix A, we provide proofs of all our mathematical results.
- In Appendix B, we provide details of the examples described in Section 7.

## A MATHEMATICAL DETAILS

### A.1 Definitions

- $H(P)$  is the entropy of distribution  $P$  with density  $p$ :

$$H(P) = - \mathbb{E}_{\mathbf{x} \sim P} [\log(p(\mathbf{x}))]$$

- $H(P \parallel Q)$  is the cross-entropy from distribution  $P$  to distribution  $Q$  with density  $q$ :

$$H(P \parallel Q) = - \mathbb{E}_{\mathbf{x} \sim P} [\log(q(\mathbf{x}))]$$

- $D_{\text{KL}}(P \parallel Q)$  is the Kullback-Leibler divergence from distribution  $P$  with density  $p$ , to distribution  $Q$  with density  $q$ :

$$D_{\text{KL}}(P \parallel Q) = \mathbb{E}_{\mathbf{x} \sim P} \left[ \log \frac{p(\mathbf{x})}{q(\mathbf{x})} \right]$$

### A.2 Proof of Theorem 3.4

The information gain achieved by the classic Bayesian learner (Definition 3.1) can be written as:

$$\begin{aligned} \text{IG}^c(\boldsymbol{\theta}^*) &= \mathbb{E}_{\mathbf{d} \sim P_{\mathbf{D}^*}} \left[ \log \left( \frac{p(\boldsymbol{\theta}^* | \mathbf{d})}{p(\boldsymbol{\theta}^*)} \right) \right] \\ &= \mathbb{E}_{\mathbf{d} \sim P_{\mathbf{D}^*}} \left[ \log \left( \frac{\frac{L(\mathbf{d}, \boldsymbol{\theta}^*) p(\boldsymbol{\theta}^*)}{\mathbb{E}_{\boldsymbol{\theta} \sim P_{\boldsymbol{\Theta}}} [L(\mathbf{d}, \boldsymbol{\theta})]}}{p(\boldsymbol{\theta}^*)} \right) \right] \\ &= \mathbb{E}_{\mathbf{d} \sim P_{\mathbf{D}^*}} \left[ \log \left( \frac{L(\mathbf{d}, \boldsymbol{\theta}^*)}{\mathbb{E}_{\boldsymbol{\theta} \sim P_{\boldsymbol{\Theta}}} [L(\mathbf{d}, \boldsymbol{\theta})]} \right) \right] \end{aligned}$$

The proof follows the proof of Proposition 4.1 and Theorem 4.5 of Sloman et al. (2024). It depends on the following definitions:

**Definition A.1** ( $\epsilon$ -neighborhood of  $\boldsymbol{\theta}$   $N_{\epsilon}(\boldsymbol{\theta})$  (Definition 4.2 of Sloman et al. 2024)).  $N_{\epsilon}(\boldsymbol{\theta}) \equiv \{\boldsymbol{\theta}' \in \mathcal{T} \mid d(\boldsymbol{\theta}, \boldsymbol{\theta}') < \epsilon\}$ , where  $d$  is a suitable distance measure, is the  $\epsilon$ -neighborhood of  $\boldsymbol{\theta}$ .

**Definition A.2** ( $P_{\boldsymbol{\Theta}}^{\mathcal{A}}$  (modification of Definition 4.3 of Sloman et al. 2024)).  $P_{\boldsymbol{\Theta}}^{\mathcal{A}}$  refers to the distribution of  $\boldsymbol{\Theta}$  obtained by restricting the support of the learner's prior to the set  $\mathcal{A}$ , under which

$$p^{\mathcal{A}}(\boldsymbol{\theta}) \equiv \frac{p(\boldsymbol{\theta})}{\int_{\mathcal{A}} p(\boldsymbol{\theta}) d\boldsymbol{\theta}}$$

for any  $\boldsymbol{\theta} \in \mathcal{A}$ .

**Assumption A.3** (Smoothness in parameter space (Assumption 4.4 of Sloman et al. (2024))). There exists some  $\epsilon > 0$  such that

$$\begin{aligned} &\mathbb{E}_{\mathbf{d} \sim P_{\mathbf{D}^*}} \left[ \log \left( \mathbb{E}_{\boldsymbol{\theta} \sim P_{\boldsymbol{\Theta}}} [L(\mathbf{d}, \boldsymbol{\theta})] \right) \right] \\ &\geq \mathbb{E}_{\mathbf{d} \sim P_{\mathbf{D}^*}} \left[ \left( \int_{N_{\epsilon}(\boldsymbol{\theta}^*)} p(\boldsymbol{\theta}) d\boldsymbol{\theta} \right) \log(L(\mathbf{d}, \boldsymbol{\theta}^*)) + \left( \int_{\mathcal{T} \setminus N_{\epsilon}(\boldsymbol{\theta}^*)} p(\boldsymbol{\theta}) d\boldsymbol{\theta} \right) \log \left( \mathbb{E}_{\boldsymbol{\theta} \sim P_{\boldsymbol{\Theta}}^{\mathcal{T} \setminus N_{\epsilon}(\boldsymbol{\theta}^*)}} [L(\mathbf{d}, \boldsymbol{\theta})] \right) \right] \end{aligned}$$

where  $\left(\int_{N_\epsilon(\theta^*)} p(\theta) d\theta\right)$  and  $\left(\int_{\mathcal{T} \setminus N_\epsilon(\theta^*)} p(\theta) d\theta\right)$  are the probability that a value  $\theta$  is inside and outside the  $\epsilon$ -neighborhood of  $\theta^*$ , respectively.

**Remark A.4.** Assumption A.3 holds when  $\Theta$  is a discrete random variable (in which case the  $\epsilon$ -neighborhood of  $\theta^*$  can be defined as  $\{\theta^*\}$  and to exclude all other parameter values). When  $\Theta$  is a continuous random variable, Assumption A.3 is essentially a smoothness condition: For likelihoods that are sufficiently smooth around  $\theta^*$ , we can expect it to hold for  $\epsilon \rightarrow 0$ . To see this, notice that Jensen's inequality implies that

$$\begin{aligned} & \mathbb{E}_{\mathbf{d} \sim P_{\mathbf{D}^*}} \left[ \log \left( \mathbb{E}_{\theta \sim P_{\Theta}} [L(\mathbf{d}, \theta)] \right) \right] \\ & \geq \mathbb{E}_{\mathbf{d} \sim P_{\mathbf{D}^*}} \left[ \left( \int_{N_\epsilon(\theta^*)} p(\theta) d\theta \right) \log \left( \mathbb{E}_{\theta \sim P_{\Theta}^{N_\epsilon(\theta^*)}} [L(\mathbf{d}, \theta)] \right) + \left( \int_{\mathcal{T} \setminus N_\epsilon(\theta^*)} p(\theta) d\theta \right) \log \left( \mathbb{E}_{\theta \sim P_{\Theta}^{\mathcal{T} \setminus N_\epsilon(\theta^*)}} [L(\mathbf{d}, \theta)] \right) \right]. \end{aligned}$$

Assumption A.3 holds when  $\mathbb{E}_{\theta \sim P_{\Theta}^{N_\epsilon(\theta^*)}} [p(\mathbf{d}|\theta)] \approx p(\mathbf{d}|\theta^*)$  and the approximation is tight enough that it does not close the Jensen gap.

Taking  $P_{\mathbf{D}|\theta \in \mathcal{T} \setminus N_\epsilon(\theta^*)}$  to be the source data distribution conditioned on the event that the shared parameter is not in the  $\epsilon$ -neighborhood of  $\theta^*$ , we obtain

$$\begin{aligned} \text{IG}^c(\theta^*) &= \mathbb{E}_{\mathbf{d} \sim P_{\mathbf{D}^*}} \left[ \log(L(\mathbf{d}, \theta^*)) - \log \left( \mathbb{E}_{\theta \sim P_{\Theta}} [L(\mathbf{d}, \theta)] \right) \right] \\ &\leq \mathbb{E}_{\mathbf{d} \sim P_{\mathbf{D}^*}} \left[ \log(L(\mathbf{d}, \theta^*)) - \left( \int_{N_\epsilon(\theta^*)} p(\theta) d\theta \right) \log(L(\mathbf{d}, \theta^*)) - \right. \\ &\quad \left. \left( \int_{\mathcal{T} \setminus N_\epsilon(\theta^*)} p(\theta) d\theta \right) \log \left( \mathbb{E}_{\theta \sim P_{\Theta}^{\mathcal{T} \setminus N_\epsilon(\theta^*)}} [L(\mathbf{d}, \theta)] \right) \right] \quad (\text{Assumption A.3}) \\ &= \mathbb{E}_{\mathbf{d} \sim P_{\mathbf{D}^*}} \left[ \left( \int_{\mathcal{T} \setminus N_\epsilon(\theta^*)} p(\theta) d\theta \right) \left( \log(L(\mathbf{d}, \theta^*)) - \log \left( \mathbb{E}_{\theta \sim P_{\Theta}^{\mathcal{T} \setminus N_\epsilon(\theta^*)}} [L(\mathbf{d}, \theta)] \right) \right) \right] \\ &= \left( \int_{\mathcal{T} \setminus N_\epsilon(\theta^*)} p(\theta) d\theta \right) (\text{H}(P_{\mathbf{D}^*} \parallel P_{\mathbf{D}|\theta \in \mathcal{T} \setminus N_\epsilon(\theta^*)}) - \text{H}(P_{\mathbf{D}^*} \parallel P_{\mathbf{D}|\theta^*})) \\ &= \left( \int_{\mathcal{T} \setminus N_\epsilon(\theta^*)} p(\theta) d\theta \right) (\text{H}(P_{\mathbf{D}^*}) + \text{D}_{\text{KL}}(P_{\mathbf{D}^*} \parallel P_{\mathbf{D}|\theta \in \mathcal{T} \setminus N_\epsilon(\theta^*)}) - \text{H}(P_{\mathbf{D}^*}) - \text{D}_{\text{KL}}(P_{\mathbf{D}^*} \parallel P_{\mathbf{D}|\theta^*})) \\ &= \left( \int_{\mathcal{T} \setminus N_\epsilon(\theta^*)} p(\theta) d\theta \right) (\text{D}_{\text{KL}}(P_{\mathbf{D}^*} \parallel P_{\mathbf{D}|\theta \in \mathcal{T} \setminus N_\epsilon(\theta^*)}) - \text{D}_{\text{KL}}(P_{\mathbf{D}^*} \parallel P_{\mathbf{D}|\theta^*})) \quad (8) \end{aligned}$$

as stated in the theorem for  $A = \left(\int_{\mathcal{T} \setminus N_\epsilon(\theta^*)} p(\theta) d\theta\right)$  and  $B = \text{D}_{\text{KL}}(P_{\mathbf{D}^*} \parallel P_{\mathbf{D}|\theta \in \mathcal{T} \setminus N_\epsilon(\theta^*)})$ .

### A.3 Proof of Theorem 5.4

The r-weighted information gain (Definition 5.1) can be written as:

$$\begin{aligned} \text{IG}^{\mathcal{R}}(\theta^*) &= \mathbb{E}_{\mathbf{d}, \mathbf{z} \sim P_{\mathbf{D}^*}, \mathbf{z}} \left[ \log \left( \frac{p^{\mathcal{R}}(\theta^*|\mathbf{d}, \mathbf{z})}{p(\theta^*)} \right) \right] \\ &= \mathbb{E}_{\mathbf{d}, \mathbf{z} \sim P_{\mathbf{D}^*}, \mathbf{z}} \left[ \log \left( \frac{\frac{\mathbb{E}_{\psi_{n+1} \sim P_{\Psi_{n+1}|\mathbf{z}}} [L^{\mathcal{R}}(\mathbf{d}, \theta^*, \psi = \psi_{n+1})] p(\theta^*)}{\mathbb{E}_{\theta, \psi'_{n+1} \sim P_{\Theta, \Psi_{n+1}}} [L^{\mathcal{R}}(\mathbf{d}, \theta, \psi = \psi'_{n+1})]}}{p(\theta^*)} \right) \right] \\ &= \mathbb{E}_{\mathbf{d}, \mathbf{z} \sim P_{\mathbf{D}^*}, \mathbf{z}} \left[ \log \left( \frac{\mathbb{E}_{\psi_{n+1} \sim P_{\Psi_{n+1}|\mathbf{z}}} [L^{\mathcal{R}}(\mathbf{d}, \theta^*, \psi = \psi_{n+1})]}{\mathbb{E}_{\theta, \psi'_{n+1} \sim P_{\Theta, \Psi_{n+1}}} [L^{\mathcal{R}}(\mathbf{d}, \theta, \psi = \psi'_{n+1})]} \right) \right] \quad (9) \end{aligned}$$

**Remark A.5.** Notice that  $\text{IG}^{\mathcal{R}}(\boldsymbol{\theta}^*)$  is defined as an expectation over  $P_{\mathbf{Z}}$  as well as  $P_{\mathbf{D}^*}$ . This, and all other quantities in our analysis which include expectations over  $\mathbf{Z}$ , can be interpreted as marginalizing across the learner’s subjective uncertainty about the proxy information they will receive. We could have defined  $\text{IG}^{\mathcal{R}}(\boldsymbol{\theta}^*)$  as an expectation across a “true” distribution of proxy information, with a corresponding interpretation as the extent to which the learner can expect to gain information upon encountering a given distribution generating both source data and proxy information. Although such an extension of the current analysis would in some sense be technically more complete, we opt to simplify our analysis and define the expectation over proxy information with respect to the learner’s subjective uncertainty. Both the learner using a classic and  $r$ -weighted likelihood use the same prior over  $\mathbf{Z}$  in estimation of  $\boldsymbol{\psi}_{n+1}^*$ , and so the incorrectness of the prior over proxy information is less important to understanding the relative advantage of  $r$ -weighting than the incorrectness of the prior over source task parameters.

The proof of Theorem 5.4 uses the following lemma:

**Lemma A.6.** Define  $\mathcal{J}(\log; P_{\boldsymbol{\Psi}_{n+1}|\mathbf{z}}) \equiv \log\left(\mathbb{E}_{\boldsymbol{\psi}_{n+1} \sim P_{\boldsymbol{\Psi}_{n+1}|\mathbf{z}}} [L^{\mathcal{R}}(\mathbf{d}, \boldsymbol{\theta}^*, \boldsymbol{\psi} = \boldsymbol{\psi}_{n+1})]\right) - \mathbb{E}_{\boldsymbol{\psi}_{n+1} \sim P_{\boldsymbol{\Psi}_{n+1}|\mathbf{z}}} [\log(L^{\mathcal{R}}(\mathbf{d}, \boldsymbol{\theta}^*, \boldsymbol{\psi} = \boldsymbol{\psi}_{n+1}))]$  and  $\mathcal{J}(\log; P_{\boldsymbol{\Psi}_{n+1}}) \equiv \log\left(\mathbb{E}_{\boldsymbol{\theta}, \boldsymbol{\psi}_{n+1} \sim P_{\boldsymbol{\Theta}, \boldsymbol{\Psi}_{n+1}}} [L^{\mathcal{R}}(\mathbf{d}, \boldsymbol{\theta}, \boldsymbol{\psi} = \boldsymbol{\psi}_{n+1})]\right) - \mathbb{E}_{\boldsymbol{\theta}, \boldsymbol{\psi}_{n+1} \sim P_{\boldsymbol{\Theta}, \boldsymbol{\Psi}_{n+1}}} [\log(\mathbb{E}_{\boldsymbol{\theta} \sim P_{\boldsymbol{\Theta}}} [L^{\mathcal{R}}(\mathbf{d}, \boldsymbol{\theta}, \boldsymbol{\psi} = \boldsymbol{\psi}_{n+1})])]$ . Under Assumption 5.3 and Assumption A.8 (stated formally in the proof of the lemma),  $\mathbb{E}_{\mathbf{d} \sim P_{\mathbf{D}^*}} [\mathcal{J}(\log; P_{\boldsymbol{\Psi}_{n+1}})] \geq \mathbb{E}_{\mathbf{d}, \mathbf{z} \sim P_{\mathbf{D}^*, \mathbf{Z}}} [\mathcal{J}(\log; P_{\boldsymbol{\Psi}_{n+1}|\mathbf{z}})]$ .

*Proof of Lemma A.6.* The lemma leverages a result known as Hölder’s defect (Steele, 2004; Becker, 2012):

**Theorem A.7** (Hölder’s defect (restated from Steele 2004<sup>8</sup>)). If  $f : [a, b] \rightarrow \mathbb{R}$  is twice differentiable and if we have the bounds

$$0 \leq m \leq f''(x) \leq M \text{ for all } x \in [a, b],$$

then for a distribution  $P$  over  $[a, b]$ , there exists a real value  $\mu \in [m, M]$  for which one has the formula

$$\underbrace{\mathbb{E}_{x \sim P} [f(x)] - f\left(\mathbb{E}_{x \sim P} [x]\right)}_{\mathcal{J}(-f; P)} = \frac{1}{2} \mu \text{Var}_{x \sim P} [x]$$

$$\text{for } \text{Var}_{x \sim P} [x] \equiv \mathbb{E}_{x \sim P} [(x - \mathbb{E}_{x \sim P} [x])^2].$$

Our goal is to use Hölder’s defect to relate  $\mathcal{J}(\log; P_{\boldsymbol{\Psi}_{n+1}|\mathbf{z}})$  and  $\mathcal{J}(\log; P_{\boldsymbol{\Psi}_{n+1}})$  to  $\text{Var}_{\boldsymbol{\psi}_{n+1} \sim P_{\boldsymbol{\Psi}_{n+1}|\mathbf{z}}} [L^{\mathcal{R}}(\mathbf{d}, \boldsymbol{\theta}^*, \boldsymbol{\psi} = \boldsymbol{\psi}_{n+1})]$  and  $\text{Var}_{\boldsymbol{\psi}_{n+1} \sim P_{\boldsymbol{\Psi}_{n+1}}} [\mathbb{E}_{\boldsymbol{\theta} \sim \boldsymbol{\Theta}} [L^{\mathcal{R}}(\mathbf{d}, \boldsymbol{\theta}, \boldsymbol{\psi} = \boldsymbol{\psi}_{n+1})]]$ , respectively. We first verify that the conditions required for Hölder’s defect formula to apply are met. For both applications of the result,  $f$  is the negative of the log function. In application to  $\mathcal{J}(\log; P_{\boldsymbol{\Psi}_{n+1}|\mathbf{z}})$ ,  $f$  takes as input values of  $L^{\mathcal{R}}(\mathbf{d}, \boldsymbol{\theta}^*, \boldsymbol{\psi} = \boldsymbol{\psi}_{n+1})$ . In application to  $\mathcal{J}(\log; P_{\boldsymbol{\Psi}_{n+1}})$ ,  $f$  takes as input values of  $\mathbb{E}_{\boldsymbol{\theta} \sim P_{\boldsymbol{\Theta}}} [L^{\mathcal{R}}(\mathbf{d}, \boldsymbol{\theta}, \boldsymbol{\psi} = \boldsymbol{\psi}_{n+1})]$ .

- $f : [a, b] \rightarrow \mathbb{R}$ : Assumption 5.3 ensures that inputs in both cases are bounded from both below and above.
- $f$  is twice differentiable: The second derivative of  $f$  evaluated at  $x$  is  $f''(x) = \frac{1}{x^2}$ .
- $0 \leq m \leq f''(x) \leq M$ : Assumption 5.3 ensures this for  $m = \frac{1}{b^2}$  and  $M = \frac{1}{a^2}$ .

Hölder’s defect then implies the following:

$$\mathcal{J}(\log; P_{\boldsymbol{\Psi}_{n+1}|\mathbf{z}}) = \frac{1}{2} \mu_1(\mathbf{d}, \mathbf{z}) \text{Var}_{\boldsymbol{\psi}_{n+1} \sim P_{\boldsymbol{\Psi}_{n+1}|\mathbf{z}}} [L^{\mathcal{R}}(\mathbf{d}, \boldsymbol{\theta}^*, \boldsymbol{\psi} = \boldsymbol{\psi}_{n+1})] \quad (10)$$

for a scalar  $\mu_1$  that depends on  $\mathbf{d}$  and  $\mathbf{z}$ , and

$$\mathcal{J}(\log; P_{\boldsymbol{\Psi}_{n+1}}) = \frac{1}{2} \mu_2(\mathbf{d}) \text{Var}_{\boldsymbol{\psi}_{n+1} \sim P_{\boldsymbol{\Psi}_{n+1}}} \left[ \mathbb{E}_{\boldsymbol{\theta} \sim \boldsymbol{\Theta}} [L^{\mathcal{R}}(\mathbf{d}, \boldsymbol{\theta}, \boldsymbol{\psi} = \boldsymbol{\psi}_{n+1})] \right] \quad (11)$$

<sup>8</sup>Steele (2004) states the result in terms of discrete sums; we here modified the statement of the result so it can be interpreted for continuous random variables.

for a scalar  $\mu_2$  that depends on  $\mathbf{d}$ .

We can now formally state Assumption A.8:

**Assumption A.8** (Sufficiently informative proxy). *The proxy is sufficiently informative in the sense that the following condition holds on the relative variance of  $\Psi_{n+1}|\mathbf{z}$  and  $\Psi_{n+1}$ :*

$$\begin{aligned} & \mathbb{E}_{\mathbf{d} \sim P_{\mathbf{D}^*}} \left[ \mu_2(\mathbf{d}) \text{Var}_{\psi_{n+1} \sim P_{\Psi_{n+1}}} \left[ \mathbb{E}_{\theta \sim \Theta} [L^{\mathcal{R}}(\mathbf{d}, \theta, \psi = \psi_{n+1})] \right] \right] \\ & \geq \mathbb{E}_{\mathbf{d}, \mathbf{z} \sim P_{\mathbf{D}^*, \mathbf{z}}} \left[ \mu_1(\mathbf{d}, \mathbf{z}) \text{Var}_{\psi_{n+1} \sim P_{\Psi_{n+1}|\mathbf{z}}} [L^{\mathcal{R}}(\mathbf{d}, \theta^*, \psi = \psi_{n+1})] \right]. \end{aligned}$$

Direct substitution of the condition in Assumption A.8 into Equations (10) and (11) completes the proof.  $\square$

In addition to Lemma A.6, the proof of Theorem 5.4 uses the following assumption, which is a variant of Assumption A.3 for the reweighted case:

**Assumption A.9** (Smoothness in parameter space). *There exists some  $\epsilon > 0$  such that*

$$\begin{aligned} & \mathbb{E}_{\mathbf{d}, \psi_{n+1} \sim P_{\mathbf{D}^*, \Psi_{n+1}}} \left[ \log \left( \mathbb{E}_{\theta \sim P_{\Theta}} [L^{\mathcal{R}}(\mathbf{d}, \theta, \psi = \psi_{n+1})] \right) \right] \\ & \geq \mathbb{E}_{\mathbf{d}, \psi_{n+1} \sim P_{\mathbf{D}^*, \Psi_{n+1}}} \left[ \left( \int_{N_{\epsilon}(\theta^*)} p(\theta) d\theta \right) \log (L^{\mathcal{R}}(\mathbf{d}, \theta^*, \psi = \psi_{n+1})) \right. \\ & \quad \left. + \left( \int_{\mathcal{T} \setminus N_{\epsilon}(\theta^*)} p(\theta) d\theta \right) \log \left( \mathbb{E}_{\theta \sim P_{\Theta \setminus N_{\epsilon}(\theta^*)}} [L^{\mathcal{R}}(\mathbf{d}, \theta, \psi = \psi_{n+1})] \right) \right] \end{aligned}$$

where  $\left( \int_{N_{\epsilon}(\theta^*)} p(\theta) d\theta \right)$  and  $\left( \int_{\mathcal{T} \setminus N_{\epsilon}(\theta^*)} p(\theta) d\theta \right)$  are the probability that a value  $\theta$  is inside and outside the  $\epsilon$ -neighborhood of  $\theta^*$ , respectively.

**Remark A.10.** In addition to the smoothness condition on the likelihood imposed by Assumption A.3, Assumption A.9 additionally imposes what is essentially a ceiling on the outputs of the relevance function. Weights  $< 1$  “flatten”, or smooth out, the likelihood function; weights  $> 1$  “sharpen” it, and may cause violation of Assumption A.9 even in cases where Assumption A.3 is met. The relevance functions used in our examples (Section 7) output weights  $\leq 1$ .

We obtain

$$\begin{aligned} \text{IG}^{\mathcal{R}}(\theta^*) &= \mathbb{E}_{\mathbf{d}, \mathbf{z} \sim P_{\mathbf{D}^*, \mathbf{z}}} \left[ \log \left( \frac{\mathbb{E}_{\psi_{n+1} \sim P_{\Psi_{n+1}|\mathbf{z}}} [L^{\mathcal{R}}(\mathbf{d}, \theta^*, \psi = \psi_{n+1})]}{\mathbb{E}_{\theta, \psi'_{n+1} \sim P_{\Theta, \Psi_{n+1}}} [L^{\mathcal{R}}(\mathbf{d}, \theta, \psi'_{n+1})]} \right) \right] \\ (\text{Lemma A.6}) \quad & \leq \mathbb{E}_{\mathbf{d}, \mathbf{z} \sim P_{\mathbf{D}^*, \mathbf{z}}} \left[ \mathbb{E}_{\psi_{n+1} \sim P_{\Psi_{n+1}|\mathbf{z}}} [\log (L^{\mathcal{R}}(\mathbf{d}, \theta^*, \psi = \psi_{n+1}))] \right] \\ & \quad - \mathbb{E}_{\mathbf{d} \sim P_{\mathbf{D}^*}} \left[ \mathbb{E}_{\psi_{n+1} \sim P_{\Psi_{n+1}}} \left[ \log \left( \mathbb{E}_{\theta \sim P_{\Theta}} [L^{\mathcal{R}}(\mathbf{d}, \theta, \psi = \psi_{n+1})] \right) \right] \right] \\ &= \mathbb{E}_{\mathbf{d} \sim P_{\mathbf{D}^*}} \left[ \mathbb{E}_{\psi_{n+1} \sim P_{\Psi_{n+1}}} [\log (L^{\mathcal{R}}(\mathbf{d}, \theta^*, \psi = \psi_{n+1}))] \right] \\ & \quad - \mathbb{E}_{\mathbf{d} \sim P_{\mathbf{D}^*}} \left[ \mathbb{E}_{\psi_{n+1} \sim P_{\Psi_{n+1}}} \left[ \log \left( \mathbb{E}_{\theta \sim P_{\Theta}} [L^{\mathcal{R}}(\mathbf{d}, \theta, \psi = \psi_{n+1})] \right) \right] \right] \\ &= \mathbb{E}_{\mathbf{d}, \psi_{n+1} \sim P_{\mathbf{D}^*, \Psi_{n+1}}} \left[ \log (L^{\mathcal{R}}(\mathbf{d}, \theta^*, \psi = \psi_{n+1})) - \log \left( \mathbb{E}_{\theta \sim P_{\Theta}} [L^{\mathcal{R}}(\mathbf{d}, \theta, \psi = \psi_{n+1})] \right) \right] \end{aligned}$$

$$\begin{aligned}
(\text{Assumption A.9}) &\leq \mathbb{E}_{\mathbf{d}, \psi_{n+1} \sim P_{\mathbf{D}^*, \Psi_{n+1}}} \left[ \log (L^{\mathcal{R}}(\mathbf{d}, \boldsymbol{\theta}^*, \psi = \psi_{n+1})) - \left( \int_{N_\epsilon(\boldsymbol{\theta}^*)} p(\boldsymbol{\theta}) d\boldsymbol{\theta} \right) \log (L^{\mathcal{R}}(\mathbf{d}, \boldsymbol{\theta}^*, \psi = \psi_{n+1})) - \right. \\
&\quad \left. \left( \int_{\mathcal{T} \setminus N_\epsilon(\boldsymbol{\theta}^*)} p(\boldsymbol{\theta}) d\boldsymbol{\theta} \right) \log \left( \mathbb{E}_{\boldsymbol{\theta} \sim P_{\boldsymbol{\Theta}}^{\mathcal{T} \setminus N_\epsilon(\boldsymbol{\theta}^*)}} [L^{\mathcal{R}}(\mathbf{d}, \boldsymbol{\theta}, \psi = \psi_{n+1})] \right) \right] \\
&= \mathbb{E}_{\psi_{n+1} \sim P_{\Psi_{n+1}}} \left[ \mathbb{E}_{\mathbf{d} \sim P_{\mathbf{D}^*}} \left[ \left( \int_{\mathcal{T} \setminus N_\epsilon(\boldsymbol{\theta}^*)} p(\boldsymbol{\theta}) d\boldsymbol{\theta} \right) (\log (L^{\mathcal{R}}(\mathbf{d}, \boldsymbol{\theta}^*, \psi = \psi_{n+1})) \right. \right. \\
&\quad \left. \left. - \log \left( \mathbb{E}_{\boldsymbol{\theta} \sim P_{\boldsymbol{\Theta}}^{\mathcal{T} \setminus N_\epsilon(\boldsymbol{\theta}^*)}} [L^{\mathcal{R}}(\mathbf{d}, \boldsymbol{\theta}, \psi = \psi_{n+1})] \right) \right) \right] \right] \\
&= \left( \int_{\mathcal{T} \setminus N_\epsilon(\boldsymbol{\theta}^*)} p(\boldsymbol{\theta}) d\boldsymbol{\theta} \right) \mathbb{E}_{\psi_{n+1} \sim P_{\Psi_{n+1}}} \left[ \mathbb{H} \left( P_{\mathbf{D}^*} \parallel P_{\mathbf{D}^{\mathcal{R}(\psi_{n+1})} | \boldsymbol{\theta} \in \mathcal{T} \setminus N_\epsilon(\boldsymbol{\theta}^*), \psi = \psi_{n+1}} \right) \right. \\
&\quad \left. - \mathbb{H} \left( P_{\mathbf{D}^*} \parallel P_{\mathbf{D}^{\mathcal{R}(\psi_{n+1})} | \boldsymbol{\theta}^*, \psi = \psi_{n+1}} \right) \right] \\
&= \left( \int_{\mathcal{T} \setminus N_\epsilon(\boldsymbol{\theta}^*)} p(\boldsymbol{\theta}) d\boldsymbol{\theta} \right) \mathbb{E}_{\psi_{n+1} \sim P_{\Psi_{n+1}}} \left[ \mathbb{H} (P_{\mathbf{D}^*}) + \text{D}_{\text{KL}} \left( P_{\mathbf{D}^*} \parallel P_{\mathbf{D}^{\mathcal{R}(\psi_{n+1})} | \boldsymbol{\theta} \in \mathcal{T} \setminus N_\epsilon(\boldsymbol{\theta}^*), \psi = \psi_{n+1}} \right) \right. \\
&\quad \left. - \mathbb{H} (P_{\mathbf{D}^*}) - \text{D}_{\text{KL}} \left( P_{\mathbf{D}^*} \parallel P_{\mathbf{D}^{\mathcal{R}(\psi_{n+1})} | \boldsymbol{\theta}^*, \psi = \psi_{n+1}} \right) \right] \\
&= \left( \int_{\mathcal{T} \setminus N_\epsilon(\boldsymbol{\theta}^*)} p(\boldsymbol{\theta}) d\boldsymbol{\theta} \right) \mathbb{E}_{\psi_{n+1} \sim P_{\Psi_{n+1}}} \left[ \text{D}_{\text{KL}} \left( P_{\mathbf{D}^*} \parallel P_{\mathbf{D}^{\mathcal{R}(\psi_{n+1})} | \boldsymbol{\theta} \in \mathcal{T} \setminus N_\epsilon(\boldsymbol{\theta}^*), \psi = \psi_{n+1}} \right) \right. \\
&\quad \left. - \text{D}_{\text{KL}} \left( P_{\mathbf{D}^*} \parallel P_{\mathbf{D}^{\mathcal{R}(\psi_{n+1})} | \boldsymbol{\theta}^*, \psi = \psi_{n+1}} \right) \right] \tag{12}
\end{aligned}$$

as stated in the theorem for  $A = \left( \int_{\mathcal{T} \setminus N_\epsilon(\boldsymbol{\theta}^*)} p(\boldsymbol{\theta}) d\boldsymbol{\theta} \right)$  and  $C = \mathbb{E}_{\psi_{n+1} \sim P_{\Psi_{n+1}}} \left[ \text{D}_{\text{KL}} \left( P_{\mathbf{D}^*} \parallel P_{\mathbf{D}^{\mathcal{R}(\psi_{n+1})} | \boldsymbol{\theta} \in \mathcal{T} \setminus N_\epsilon(\boldsymbol{\theta}^*), \psi = \psi_{n+1}} \right) \right]$ .

#### A.4 Proof of Proposition 5.5

The proof depends on the following definition:

**Definition A.11** (Fidelity of the relevance function  $\rho^{\mathcal{R}}$ ).  $\rho^{\mathcal{R}}$  is a measure of the fidelity of the relevance function. More specifically, it is:

$$\begin{aligned}
\rho^{\mathcal{R}} &\equiv \mathbb{E}_{\mathbf{d}, \psi_{n+1} \sim P_{\mathbf{D}^*, \Psi_{n+1}}} \left[ \frac{1}{n} \sum_{i=1}^n \left( \mathcal{R}_i(\psi_{n+1}) - \frac{1}{n} \sum_{i=1}^n \mathcal{R}_i(\psi_{n+1}) \right) \right. \\
&\quad \left. \left( \log (p(\mathbf{d}_i | \boldsymbol{\theta}^*, \psi_i = \psi_{n+1})) - \frac{1}{n} \sum_{i=1}^n \log (p(\mathbf{d}_i | \boldsymbol{\theta}^*, \psi_i = \psi_{n+1})) \right) \right],
\end{aligned}$$

i.e., is the covariance of  $\mathcal{R}_i(\psi_{n+1})$  and  $\log (p(\mathbf{d}_i | \boldsymbol{\theta}^*, \psi_i = \psi_{n+1}))$  with respect to a uniform distribution over the source data, in expectation over  $P_{\mathbf{D}^*, \Psi_{n+1}}$ .

$\Delta^{\mathcal{R}}$  can be rewritten as

$$\begin{aligned}
\Delta^{\mathcal{R}} &= \mathbb{E}_{\psi_{n+1} \sim P_{\Psi_{n+1}}} \left[ \mathbb{E}_{\mathbf{d} \sim P_{\mathbf{D}^*}} \left[ \log \left( \frac{L(\mathbf{d}, \boldsymbol{\theta}^*, \psi^*)}{L^{\mathcal{R}}(\boldsymbol{\theta}^*, \psi = \psi_{n+1})} \right) \right] \right] \\
&= - \mathbb{E}_{\mathbf{d}, \psi_{n+1} \sim P_{\mathbf{D}^*, \Psi_{n+1}}} [\log (L^{\mathcal{R}}(\boldsymbol{\theta}^*, \psi = \psi_{n+1}))] - \mathbb{H}(P_{\mathbf{D}^*})
\end{aligned}$$

$$\begin{aligned}
&= - \mathbb{E}_{\mathbf{d}, \boldsymbol{\psi}_{n+1} \sim P_{\mathbf{D}^*, \boldsymbol{\Psi}_{n+1}}} \left[ \sum_{i=1}^n \mathcal{R}_i(\boldsymbol{\psi}_{n+1}) \log(p(\mathbf{d}_i | \boldsymbol{\theta}^*, \boldsymbol{\psi}_i = \boldsymbol{\psi}_{n+1})) \right] - H(P_{\mathbf{D}^*}) \\
&= \mathbb{E}_{\mathbf{d}, \boldsymbol{\psi}_{n+1} \sim P_{\mathbf{D}^*, \boldsymbol{\Psi}_{n+1}}} \left[ \left( \sum_{i=1}^n \mathcal{R}_i(\boldsymbol{\psi}_{n+1}) \right) \left( - \sum_{i=1}^n \log(p(\mathbf{d}_i | \boldsymbol{\theta}^*, \boldsymbol{\psi}_i = \boldsymbol{\psi}_{n+1})) \right) \right] - n\rho^{\mathcal{R}} - H(P_{\mathbf{D}^*}) \\
&= \mathbb{E}_{\mathbf{d}, \boldsymbol{\psi}_{n+1} \sim P_{\mathbf{D}^*, \boldsymbol{\Psi}_{n+1}}} \left[ \left( \sum_{i=1}^n \mathcal{R}_i(\boldsymbol{\psi}_{n+1}) \right) (-\log(p(\mathbf{d} | \boldsymbol{\theta}^*, \boldsymbol{\psi} = \boldsymbol{\psi}_{n+1}))) \right] - n\rho^{\mathcal{R}} - H(P_{\mathbf{D}^*}) \quad (\text{Assumption 2.2})
\end{aligned} \tag{13}$$

as stated in the proposition for  $D = -H(P_{\mathbf{D}^*})$ .

## B DETAILS OF EXAMPLES

We here report the details of the examples described in Section 7. Appendix B.1 gives details of the linear regression example, Appendix B.2 gives details of the example predicting smoking behavior, and Appendix B.3 gives details of the GP regression example and additional results showing the relative performance of PROMPT as a function of the values of each of several simulation parameters.

### B.1 Linear regression

All simulations were run using only a CPU. In all simulations, the value of the transferable parameter  $\boldsymbol{\theta}^* = -1$ . The prior  $P_{\boldsymbol{\theta}, \boldsymbol{\Psi}_i} = \mathcal{N}([0, 0]^\top, \text{diag}([1, 1]))$  for all  $i \in 1 : n + 1$ .

To generate source data, we first specified a particular level of multicollinearity  $\rho$ . A higher degree of multicollinearity makes  $\boldsymbol{\theta}^*$  and  $\boldsymbol{\psi}_{n+1}^*$  harder to separately identify, so we interpret this as a higher risk of negative transfer. We varied  $\rho$  among 0 (no multicollinearity), 1 (mild multicollinearity), and 2 (extreme multicollinearity).

For a given value  $\rho$  we sampled values  $\mathbf{x}' \sim \mathcal{N}(\rho, .25)$ , and then constructed values  $\mathbf{x}_{(\cdot, 1)} \sim \mathcal{N}(\mathbf{x}', .25)$  and values  $\mathbf{x}_{(\cdot, 2)} \sim \mathcal{N}\left(-\frac{\rho^2}{\mathbf{x}'}, .25\right)$ . We created 100 such data points. Twenty-five of these data points were used to create proxy information (i.e., used to generate values  $\mathbf{z}_i$  as described below), and 75 were used as outcome information on the basis of which to estimate the transferable parameter.

### B.2 Predicting smoking behavior

All computations were run using only a CPU. The prior for all effects in both the classic and r-weighted models was  $\mathcal{N}(0, 3)$ .

The classic Bayesian learner estimated the fixed effects model

$$\mathbf{y}_i | \boldsymbol{\theta}, \boldsymbol{\psi} \sim \text{Binomial}\left(\text{sigmoid}\left(\boldsymbol{\theta} \mathbf{x}_{i,(1:4)}^\top + \boldsymbol{\psi} \mathbf{x}_{i,(5:28)}^\top\right), N_i\right)$$

where  $\mathbf{x}_{i,(1:4)}$  are indicators of the treatment received,  $\mathbf{x}_{i,(5:28)}$  are study indicators, and  $N_i$  is the number of patients who received the indicated treatment in the indicated study. The classic learner's estimate of the study indicator for the target task conditioned on the proxy information, generated as described in the main text, and their estimate of  $(\boldsymbol{\theta}, \boldsymbol{\psi})$  used standard Bayesian updating to condition on the source data.

The r-weighted Bayesian learner estimated the model

$$\mathbf{y}_i | \boldsymbol{\theta}, \boldsymbol{\psi}_{n+1} \sim \text{Binomial}\left(\text{sigmoid}\left(\boldsymbol{\theta} \mathbf{x}_{i,(1:4)}^\top + \boldsymbol{\psi}_{n+1}\right), N_i\right)$$

The r-weighted learner's estimate of  $(\boldsymbol{\theta}, \boldsymbol{\psi}_{n+1})$  used the following proxy-informed r-weighted likelihood  $p^{\mathcal{R}}(\mathbf{d}, \mathbf{z} | \boldsymbol{\theta}, \boldsymbol{\psi}_{n+1})$ :

$$\begin{aligned}
p^{\mathcal{R}}(\mathbf{d}, \mathbf{z} | \boldsymbol{\theta}, \boldsymbol{\psi}_{n+1}) &= L^{\mathcal{R}}(\mathbf{d}_i, \boldsymbol{\theta}, \boldsymbol{\psi} = \boldsymbol{\psi}_{n+1}) p(\mathbf{z} | \boldsymbol{\psi}_{n+1}) \\
&= p(\mathbf{z} | \boldsymbol{\psi}_{n+1}) \prod_{i=1}^n p(\mathbf{y}_i | \mathbf{x}_i, \boldsymbol{\theta}, \boldsymbol{\psi}_i = \boldsymbol{\psi}_{n+1})^{\mathcal{R}_i(\boldsymbol{\psi}_{n+1})}.
\end{aligned}$$



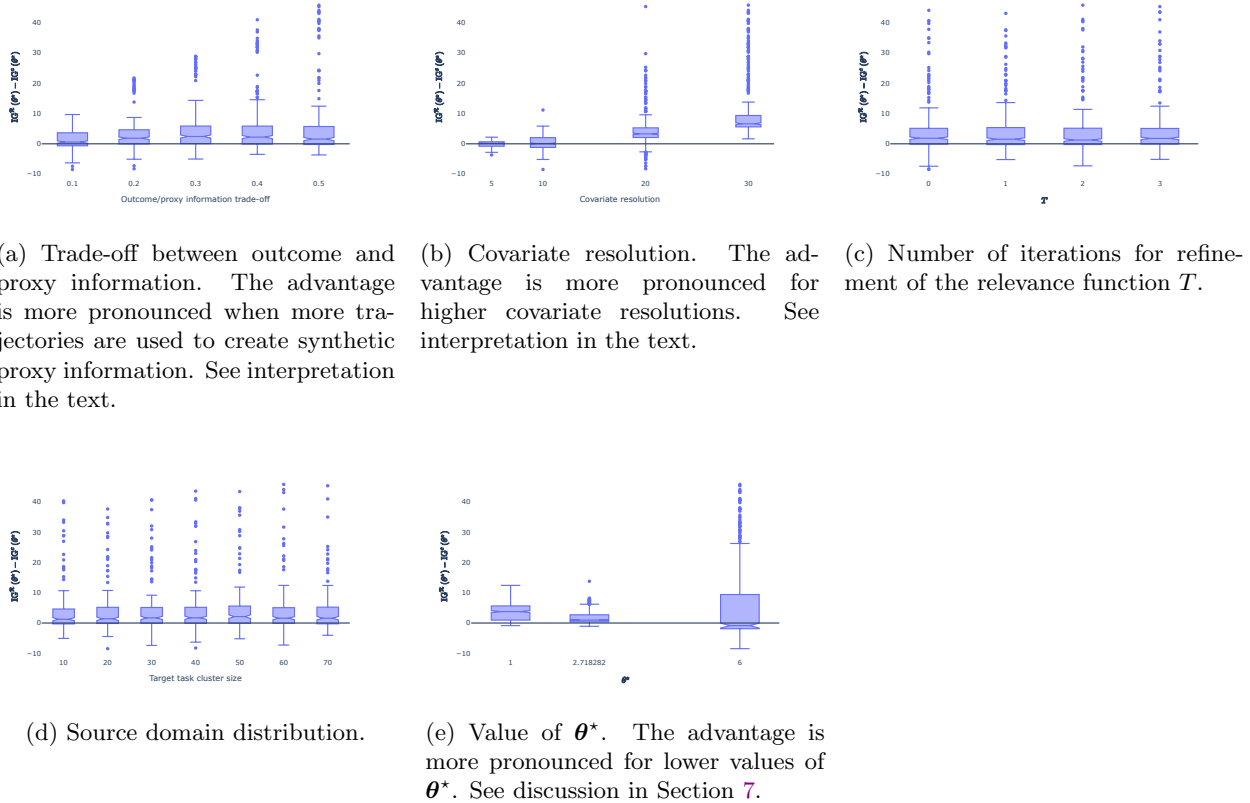


Figure 4: Advantage of learning with an  $r$ -weighted likelihood in the GP regression setting as a function of the simulation parameter indicated in the subfigure caption. Each box in the plot shows the interquartile region (boxes) and outliers (points) of  $\text{IG}^{\mathcal{R}}(\theta^*) - \text{IG}^c(\theta^*)$  across all values of all other simulation parameters  $\times 50$  simulations.

### B.3 Gaussian Process regression

Each simulation was run on a single Nvidia A100 GPU. The set of simulations run under one set of simulation parameters did not complete successfully. The priors were  $P_{\Theta} = \text{Lognormal}(1, 1)$  and  $P_{\Psi_i} = \text{Gamma}(3, .8)$  for all  $i \in 1 : n + 1$ . Each simulation consisted of 80 trajectories drawn from a GP of the form given in the main text. We varied the following simulation parameters:

- **Trade-off between outcome and proxy information:** In each simulation, some of the 80 trajectories were retained to create synthetic proxy information as described above, and the rest were used for estimation of the target parameter. This simulation parameter, which took values in  $\{.1, .2, .3, .4, .5\}$ , controlled the percentage of trajectories retained to create synthetic proxy information.
- **Covariate resolution:** Trajectories were evaluated on a grid of evenly-spaced values  $\mathbf{x}$  ranging from 0 to 1. This parameter, which took values in  $\{5, 10, 20, 30, 40, 50\}$ , controlled the resolution and size of that grid.
- **Number of iterations for refinement of the relevance function:** This parameter, which took values in  $\{0, 1, 2, 3\}$ , controlled the number of iterations used for refinement of the relevance function.
- **Source domain distribution:** This parameter, which took values in  $\{10, 20, 30, 40, 50, 60, 70\}$ , controlled the number of trajectories in the source data generated by the target task. When  $m$  trajectories are generated by the target task,  $80 - m$  tasks have a task parameter sampled at random from the learner’s prior. In this sense, the results are a somewhat conservative test of PROMPT.

- **Value of  $\theta^*$ :** We set  $\theta^*$  to either 1 (left tail of  $P_{\Theta}$ ),  $e$  (mode of  $P_{\Theta}$ ), or 6 (right tail of  $P_{\Theta}$ ).

**Additional results.** Figure 4 shows how the relative performance of PROMPT depends on the value of each of the simulation parameters listed above.

Figure 4a shows that PROMPT’s advantage is more pronounced when more observations are retained to create synthetic proxy information (and fewer are used in estimation of the target parameter). At first glance, this may appear to contradict the result from the example of predicting smoking behavior (shown in Figure 3) that PROMPT’s advantage is *less* pronounced when the proxy information is more informative. We speculate that the result in Figure 4a instead reflects a relative advantage due not to the informativeness of the proxy information (which is induced by the manipulation in both Figures 3 and 4a), but due to a lack of data on the basis of which to estimate the target parameter (which is induced only by the manipulation in Figure 4a). PROMPT’s r-weighting of the source data may facilitate estimation of the target parameter especially when the source data is sparse.

Figure 4b shows that PROMPT’s advantage is more pronounced for higher covariate resolutions. When the covariate resolution is low, the covariates are relatively far apart and so all observations will be relatively uncorrelated regardless of the value of the shared and task parameters. We speculate that the result that in these cases the classic learner performs on par with the r-weighted learner reflects that in both cases observations provide little information about the smoothness of the underlying function, and so both methods gain equally little information about  $\theta^*$ .

## References

- Robert A. Becker. The variance drain and jensen’s inequality, 2012. Accessed via <https://caepr.indiana.edu/RePEc/inu/caeprp/caepr2012-004.pdf>.
- Sabina J. Sloman, Ayush Bharti, Julien Martinelli, and Samuel Kaski. Bayesian active learning in the presence of nuisance parameters. In *Proceedings of the 40<sup>th</sup> Conference on Uncertainty in Artificial Intelligence (UAI 2024)*, 2024.
- J. Michael Steele. *The Cauchy-Schwarz Master Class*. Cambridge University Press, 2004.