

Conditional Vendi Score: An Information-Theoretic Approach to Diversity Evaluation of Prompt-based Generative Models

Mohammad Jalali*, Azim Ospanov†, Amin Gohari‡, Farzan Farnia§

Abstract

Text-conditioned generation models are commonly evaluated based on the quality of the generated data and its alignment with the input text prompt. On the other hand, several applications of prompt-based generative models require sufficient diversity in the generated data to ensure the models' capability of generating image and video samples possessing a variety of features. However, most existing diversity metrics are designed for unconditional generative models, and thus cannot distinguish the diversity arising from variations in text prompts and that contributed by the generative model itself. In this work, our goal is to quantify the prompt-induced and model-induced diversity in samples generated by prompt-based models. We propose an information-theoretic approach for internal diversity quantification, where we decompose the kernel-based entropy $H(X)$ of the generated data X into the sum of the conditional entropy $H(X|T)$, given text variable T , and the mutual information $I(X;T)$ between the text and data variables. We introduce the *Conditional-Vendi* score based on $H(X|T)$ to quantify the internal diversity of the model and the *Information-Vendi* score based on $I(X;T)$ to measure the statistical relevance between the generated data and text prompts. We provide theoretical results to statistically interpret these scores and relate them to the unconditional Vendi score. We conduct several numerical experiments to show the correlation between the Conditional-Vendi score and the internal diversity of text-conditioned generative models. The codebase is available at <https://github.com/mjalali/conditional-vendi>.

1 Introduction

Prompt-based generative models, including text-to-image and text-to-video generation schemes, are widely used in various artificial intelligence (AI) applications. In prompt-based generative AI, the sample creation process begins with a text input and produces a random output aligned with that text. The conditional nature of this sample generation distinguishes prompt-based generative models from standard unconditional generative models where the objective is to produce samples distributed similarly to real data without any guiding input prompt. Since most evaluation metrics for generative models had been developed for unconditional models in the previous decade, the recent literature has sought to create scores tailored specifically for text-conditioned generative models.

The existing evaluation metrics for prompt-based generative models typically focus on fidelity and relevance in sample generation, i.e., they assess the visual quality of the produced samples and their alignment with the input prompt. Relevance is often measured by calculating a similarity score between a shared embedding of the text and image samples, e.g. in ClipScore [1] which utilizes the CLIP embeddings of text and image data. Such shared embedding-based evaluation mechanisms have been further adapted to quantify the aesthetics, semantic consistency, and compositional accuracy of the generated data based on the input text prompt.

*Department of Computer Science and Engineering, The Chinese University of Hong Kong, mjalali24@cse.cuhk.edu.hk

†Department of Computer Science and Engineering, The Chinese University of Hong Kong, aospanov9@cse.cuhk.edu.hk

‡Department of Information Engineering, The Chinese University of Hong Kong, agohari@ie.cuhk.edu.hk

§Department of Computer Science and Engineering, The Chinese University of Hong Kong, farnia@cse.cuhk.edu.hk



Figure 1: Illustration of *prompt-induced diversity*, where the diversity of generated images follows the variety of prompts and has little variation in other details, vs. *model-induced diversity*, where the diversity of images for similar prompts is due to the generation model.

On the other hand, the diversity performance of prompt-based generative models has not been exclusively studied in the literature. The diversity scores proposed for unconditional generative models, such as Recall [2,3], Coverage [4], Vendi [5,6], and RKE [7], are often applied to quantify the variety of generated samples. However, in text-based generative models, the generated samples are typically produced in response to different input prompts, where the variation in input texts can significantly contribute to the diversity of the generated image or video samples. Thus, the diversity of data produced by prompt-based models is influenced by two main factors: 1) the variety of input prompts, and 2) the internal diversity of the model introducing randomness into the output samples. Figure 1 illustrates examples of prompt-induced diversity, where the variety of generated images is mostly due to the different prompts and the generated data has little variety in other details (images of similar people with similar poses), and model-induced diversity where the details not specified by the prompts vary significantly between generated images. This decomposition of diversity in text-based generative models has not been studied in the existing literature on conditional generative models including text-based image and video generation.

In this work, we focus on quantifying the two diversity components mentioned for prompt-based generative models. To this end, we propose an information-theoretic decomposition of the diversity of the model’s output data, X . The proposed decomposition is based on a classical identity in information theory, which shows that for variables X and T , the Shannon entropy $H(X)$, representing the uncertainty of X , can be decomposed into two terms as follows:

$$H(X) = H(X|T) + I(X;T)$$

Here, $H(X|T)$ denotes the conditional entropy of data X given the text variable T , which we interpret as the internal diversity of the text-based generative model not caused by variation in the input text T . Furthermore, the mutual information term $I(X;T)$ can be viewed as a measure of statistical relevance between the text T and the generated data X , quantifying how much information the model’s output conveys about the input text.

To mathematically define the entropy-based scores, we follow the kernel-matrix-based entropy definition,

which has been applied by [5–7] to unconditional generative models. These references apply the matrix-based entropy in quantum information theory, that is the entropy of the eigenvalues of the kernel matrix of generated data X , to measure the diversity of an unconditional model’s generated data. To extend the framework to conditional prompt-based generative models, we utilize the definition of matrix-based conditional entropy proposed by [8]. This work provides a definition for the conditional entropy of two general positive semi-definite matrices, which we select to be the kernel matrices of generated data X and text T . Following these definitions, our work extends the entropy-based approach in [5, 7] to conditional generative models. We define the *Conditional-Vendi* and *Information-Vendi* scores which decompose the unconditional Vendi score to model-induced and prompt-induced diversity measures.

To statistically interpret the defined scores, we first derive the statistic estimated by these scores from empirically generated samples. We show how the target statistic can be formulated in terms of the kernel covariance matrix of the Kronecker product of text T and data X vectors. Also, to provide an operational meaning for the proposed score, we prove that given a mixture distribution P_T for text data with a hidden group variable $G \in \{1, \dots, m\}$, the defined conditional entropy approximates the expectation of the entropy $H(X|G = g)$ given prompt type $g \sim P_G$. This result connects our proposed diversity assessment approach to the Vendi [5, 6] and RKE [7] scores, showing that the Conditional-Vendi score is an aggregation of the unconditional Vendi scores for different prompt groups.

We numerically evaluate the proposed diversity scores for standard text-to-image, text-to-video, and image-captioning generative models. In our experiments, we simulate text-based generative models for which the ground-truth rankings of internal diversity and relevance are known. Our experimental results validate the consistency of our proposed information-theoretic scores and the ground-truth ranking of the models. We further decompose the Conditional-Vendi score across different modes of input text data, evaluating the models’ internal diversity across different types of input text. The following is a summary of the contributions of this work:

- Highlighting the diversity evaluation task in the context of conditional and prompt-based generative models,
- Proposing an information-theoretic framework for decomposing the diversity of generated data into prompt-induced and model-induced components to evaluate the internal diversity of prompt-based generative models
- Providing statistical analysis of the proposed scores and interpreting them as the conditional expectation of entropy scores given the text prompt
- Presenting numerical results on the consistency between the conditional entropy score and the model-induced diversity of text-to-image and text-to-video generative models.

2 Related Work

Evaluation of deep generative models: The existing metrics for the evaluation of generative models can be divided into reference-dependent and reference-free categories, as discussed in [9]. As one type of reference-dependent metrics, a distance between generated and reference distributions is measured using metrics such as FID [10] and KID [11]. Other reference-based metrics such as the Inception Score [12], GAN-train/GAN-test [13], Precision/Recall [2, 3], and Density/Coverage [4] are defined to quantify the diversity and quality of generated data in comparison to the samples in the real dataset. In addition, assessing memorization and novelty has been studied in several references, including the authenticity score [14] and Feature Likelihood Divergence [15] to assess generalizability, and the rarity score [16], KEN [17] and FINC [18] proposed to assess novelty. Note that the memorization metrics are inherently reference-based. In contrast, reference-free evaluations [19, 20] measure diversity [21] and quality based only based on the generated data. Specifically, the Vendi [5, 6] and RKE scores [7] fall into this category.

Evaluation of conditional generative models: The evaluation of prompt-based generative models, including text-to-image and text-to-video models, has been studied in several related works. Most of the

existing evaluation metrics attempt to measure the correlation between the prompt and the output. A standard metric for measuring the alignment of prompt and image is CLIPScore [1], which measures the cosine similarity of the paired data using CLIP embedding. Some other works introduce different benchmarks and sets of prompts to evaluate different aspects. HEIM [22] assesses twelve aspects of the sample generation, including text-image alignment, image quality, and bias. As noted by [23], standard metrics focusing on style, aesthetics, and image quality, may overlook the diversity of images given a particular prompt. In their work, they measure diversity separately for each prompt using a similarity function and average the scores for the prompts. [24] follows a similar approach to the Vendi score. We note that both these methods require generating multiple images per prompt with different seeds to measure the score. On the other hand, our proposed Conditional-Vendi score does not require multiple sample generations per prompt and instead analyzes the types of text prompts in the assessment. Our theoretical results interpret Conditional-Vendi as an aggregation of the scores over text types.

Information measures for evaluating conditional generative models: [25] utilize the mutual information (MI) between continuous text and image variables, and propose the Mutual Information Divergence (MID) score. This work fits a multivariate Gaussian distribution to the text and image data and then estimates their mutual information to quantify a relevance metric for conditional generative models. We note that our proposed Information-Vendi score is based on the matrix-based entropy score by [26] which is different from the MI between Gaussian vectors fitted to the text and image data used in the MID score. Different from MID, Information-Vendi relies on kernel similarity values to identify a cluster variable for MI calculation.

3 Preliminaries

Throughout the work, we focus on a conditional generative model that produces a data vector $X \in \mathcal{X}$ given an input text prompt $T \in \mathcal{T}$ according to a conditional distribution $P_{X|T}$, i.e., for text prompt $T = t$ the model outputs a random sample following $P_{X|T=t}$. We consider n sample pairs $(t_i, x_i) \sim P_T \times P_{X|T}$ where each text prompt t_i is drawn independently from the distribution P_T and then the generated sample x_i is generated according to $P_{X|T=t_i}$. Our goal is to quantify the internal diversity of the prompt-based generative model, influencing the variety of data generated x_1, \dots, x_n independently of the diversity of input texts t_1, \dots, t_n .

In this section, we first discuss existing entropy-based approaches to the diversity evaluation of unconditional generative models and then review the definition of matrix-based conditional entropy and mutual information in the literature.

3.1 Entropy-based diversity scores for unconditional generative models

Consider generated samples $x_1, \dots, x_n \in \mathcal{X}$ following the distribution P_X of an unconditional generative model. For a kernel function $k : \mathcal{X} \times \mathcal{X} \rightarrow \mathbb{R}$, the kernel similarity matrix $K \in \mathbb{R}^{n \times n}$ is:

$$K = \begin{bmatrix} k(x_1, x_1) & \cdots & k(x_1, x_n) \\ \vdots & \ddots & \vdots \\ k(x_n, x_1) & \cdots & k(x_n, x_n) \end{bmatrix} \quad (1)$$

Following the standard definition, a kernel function k satisfies the positive semidefinite property (PSD), which means that the above kernel matrix will be PSD for any arbitrary selection of data points $x_1, \dots, x_n \in \mathcal{X}$, i.e., all its eigenvalues are non-negative. A well-known example of kernel functions is the Gaussian (RBF) kernel, which for a bandwidth parameter σ is defined as:

$$k(x, x') = \exp\left(-\frac{\|x - x'\|_2^2}{2\sigma^2}\right) \quad (2)$$

Assuming that a kernel function k is normalized, i.e. $k(x, x) = 1$ for every $x \in \mathbb{R}^d$, then the non-negative eigenvalues $\lambda_1, \dots, \lambda_n$ of $\frac{1}{n}K$ will add up to 1, implying that they represent a probability model. In the

literature, [5–7] propose using the general order- α Renyi entropy of the probability model as the model’s diversity score, defined as follows for $\frac{1}{n}K$ in equation 1:

$$H_\alpha(X) := H_\alpha\left(\frac{1}{n}K\right) = \frac{1}{1-\alpha} \log\left(\sum_{i=1}^n \lambda_i^\alpha\right) \quad (3)$$

In the special case of $\alpha = 1$, the above definition results in the Shannon-entropy of eigenvalues $H_1(\frac{1}{n}K) = \sum_{i=1}^n \lambda_i \log(1/\lambda_i)$. Also, we note that the Vendi and RKE scores defined by [5, 6] are the exponential of the defined entropy measure, where

$$\text{Vendi}_\alpha(x_1, \dots, x_n) := \exp\left(H_\alpha\left(\frac{1}{n}K\right)\right) \quad (4)$$

To statistically interpret the entropy measures of the samples’ kernel matrix, [7, 27] note that the normalized kernel matrix $\frac{1}{n}K$ shares the same non-zero eigenvalues with the empirical kernel covariance matrix \hat{C}_X defined as:

$$\hat{C}_X = \frac{1}{n} \sum_{i=1}^n \phi(X_i) \phi(X_i)^\top \quad (5)$$

Here, $\phi : \mathcal{X} \rightarrow \mathbb{R}^d$ denotes the kernel feature map satisfying the relation $k(x, x') = \langle \phi(x), \phi(x') \rangle$ for every $x, x' \in \mathcal{X}$ where $\langle \cdot, \cdot \rangle$ is the standard inner-product in the \mathbb{R}^d space. As a result, the entropy of the kernel matrix K ’s eigenvalues equals the entropy of \hat{C}_X . Note that \hat{C}_X is the empirical estimation of the underlying kernel covariance matrix $C_X = \mathbb{E}_{X \sim P_X} [\phi(X) \phi(X)^\top]$.

3.2 Matrix-based Conditional Entropy and Mutual Information

In the previous subsection, we reviewed the standard definition of order- α matrix-based entropy for PSD matrices. Here, we discuss an extension proposed by [8] to define matrix-based conditional entropy and mutual information for two variables $X \in \mathcal{X}$ and $T \in \mathcal{T}$. For variables X and T , we consider normalized kernel functions $k_X : \mathcal{X} \times \mathcal{X} \rightarrow \mathbb{R}$ and $k_T : \mathcal{T} \times \mathcal{T} \rightarrow \mathbb{R}$, where the kernel functions satisfy $k_X(x, x) = 1$ and $k_T(t, t) = 1$ for every input x and t . Given the two kernel functions, [8] define the order- α matrix-based joint entropy $H_\alpha(X, T)$ as the order- α entropy of the PSD matrix $\frac{1}{n}K_X \odot K_T$, in which K_X and K_T are the kernel matrices of X and T samples and \odot denotes the entry-wise Hadamard product.

Note that the Hadamard product $K_X \odot K_T$ represents the kernel matrix of concatenated samples $[x_i, t_i]$, where we consider the kernel function $k_{X,T}([x, t], [x', t']) = k_X(x, x')k_T(t, t')$ to be the product of marginal kernel functions. This definition is sensible, since the joint similarity value, taking value over $[0, 1]$ in Gaussian kernels, is considered to be the multiplication of the similarity scores for the text and output data vectors. Then, [8] propose defining conditional entropy $H_\alpha(X|T)$ as the difference between the joint and marginal entropy values:

$$H_\alpha(X|T) := H_\alpha(X, T) - H_\alpha(T) = H_\alpha\left(\frac{1}{n}K_X \odot K_T\right) - H_\alpha\left(\frac{1}{n}K_T\right) \quad (6)$$

Specifically, it is shown that the defined conditional entropy $H_\alpha(X|T)$ is non-negative for every normalized kernel function k_X and k_T . Furthermore, [8] define the matrix-based mutual information $I_\alpha(X; T)$ as the difference between the defined conditional and marginal entropy which is shown to be non-negative given normalized kernel functions k_X and k_T :

$$I_\alpha(X; T) := H_\alpha(X) - H_\alpha(X|T) = H_\alpha\left(\frac{1}{n}K_X\right) + H_\alpha\left(\frac{1}{n}K_T\right) - H_\alpha\left(\frac{1}{n}K_X \odot K_T\right) \quad (7)$$

4 An Information-theoretic Diversity Quantification for Prompt-based Generative Models

We aim to extend the entropy-based diversity scores for unconditional generative models to conditional text-based generative models. Note that if we only evaluate the entropy score of the generated samples

x_1, \dots, x_n , the evaluated score does not separate the diversity contributed by different prompts from the internal diversity of the model creating varying samples for similar prompts.

To separate out the effect of diverse input prompts on the variety of the generated samples $\mathbf{x}_1, \dots, \mathbf{x}_n$, we propose applying the conditional entropy as formulated by [8] for a general quantum information-theoretic setting and propose the following *order- α Conditional-Vendi Score*:

$$\text{Conditional-Vendi}_\alpha(x_1, \dots, x_n | t_1, \dots, t_n) := \exp\left(H_\alpha\left(\frac{1}{n}K_X \odot K_T\right) - H_\alpha\left(\frac{1}{n}K_T\right)\right)$$

In the above, K_X and K_T denote the kernel matrices for the generated samples and input prompts, respectively. In addition to the proposed Conditional-Vendi score for measuring the internal diversity of the model, we propose the *Information-Vendi* score following the identity $I(X; T) = H(X) + H(T) - H(X, T)$ in classical information theory:

$$\text{Information-Vendi}_\alpha(x_1, \dots, x_n; t_1, \dots, t_n) := \exp\left(H_\alpha\left(\frac{1}{n}K_X\right) + H_\alpha\left(\frac{1}{n}K_T\right) - H_\alpha\left(\frac{1}{n}K_X \odot K_T\right)\right)$$

Note that the defined $\text{Conditional-Vendi}_\alpha$ and $\text{Information-Vendi}_\alpha$ lead to a decomposition of Vendi_α score [6] into the product of the following two terms:

$$\begin{aligned} \text{Vendi}_\alpha(x_1, \dots, x_n) &= \text{Conditional-Vendi}_\alpha(x_1, \dots, x_n | t_1, \dots, t_n) \\ &\quad \times \text{Information-Vendi}_\alpha(x_1, \dots, x_n; t_1, \dots, t_n). \end{aligned}$$

In the above, Vendi_α measures the diversity of generated data x_1, \dots, x_n , while the $\text{Conditional-Vendi}_\alpha$ score is a quantification of the internal diversity of the model that is not influenced by the variety of input prompts. Also, $\text{Information-Vendi}_\alpha$ can be viewed as a relevance score quantifying how the diversity of generated samples is statistically correlated with the diversity of text prompts. Therefore, the proposed decomposition leads to a mechanism for the internal diversity evaluation of conditional generative models.

5 Statistical Interpretation of the Entropy-based Scores

In this section, we statistically interpret the defined Conditional-Vendi and Information-Vendi scores. First, we derive the statistic estimated from empirical samples by the entropy-based scores. According to the Schur product theorem, the Hadamard product $K_X \odot K_T$ of PSD kernel matrices K_X, K_T will also be a PSD kernel matrix. We note that the kernel matrix corresponds to the following feature map $\phi_{X,T} : \mathcal{X} \times \mathcal{T} \rightarrow \mathbb{R}^{d_X d_T}$ where \otimes denotes the Kronecker product:

$$\phi_{X,T}([x, t]) = \phi_X(x) \otimes \phi_T(t)$$

The above holds due to the identity $\langle \phi_{X,T}([x, t]), \phi_{X,T}([x', t']) \rangle = k_X(x, x')k_T(t, t')$. The following proposition formulates kernel-based conditional entropy and mutual information using $\phi_{X,T}$.

Proposition 1. *Consider the kernel matrices K_X for samples x_1, \dots, x_n and K_T for samples t_1, \dots, t_n . Then, $\frac{1}{n}K_X \odot K_T$ (used for defining joint entropy $H_\alpha(X, T)$) share the same non-zero eigenvalues with the following kernel covariance matrix:*

$$\hat{C}_{X,T} := \frac{1}{n} \sum_{i=1}^n \phi_{X,T}([x_i, t_i]) \phi_{X,T}([x_i, t_i])^\top = \frac{1}{n} \sum_{i=1}^n \left[\phi_X(x_i) \phi_X(x_i)^\top \right] \otimes \left[\phi_T(t_i) \phi_T(t_i)^\top \right]$$

Corollary 1. *Consider the composite feature map $\phi_{X,T}$ and joint kernel covariance matrix $\hat{C}_{X,T}$ defined above. Then, given marginal kernel covariance matrices $\hat{C}_X = \frac{1}{n} \sum_{i=1}^n \phi_X(x_i) \phi_X(x_i)^\top$, $\hat{C}_T = \frac{1}{n} \sum_{i=1}^n \phi_T(t_i) \phi_T(t_i)^\top$, the following holds for the defined conditional entropy and mutual information:*

$$H_\alpha(X|T) = H_\alpha(\hat{C}_{X,T}) - H_\alpha(\hat{C}_T), \quad I_\alpha(X; T) = H_\alpha(\hat{C}_X) + H_\alpha(\hat{C}_T) - H_\alpha(\hat{C}_{X,T})$$

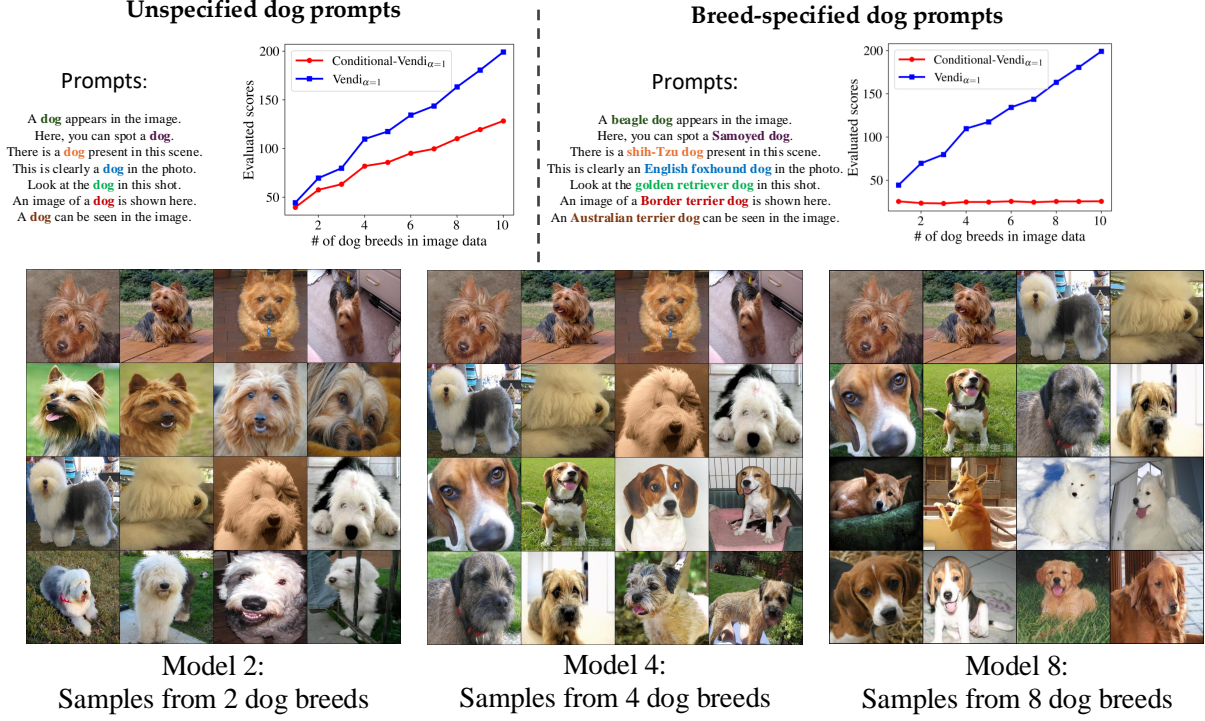


Figure 2: Evaluated Conditional-Vendi and Vendi scores on dog samples in the ImageNet dataset. (Left Plot): we simulated prompts on "dog" pictures without specifying the dog breed, (Right Plot) we added the breed information for dogs to the prompts.

Proof. The proof is deferred to the Appendix. Note that $\text{Conditional-Vendi}_\alpha(x_1, \dots, x_n | t_1, \dots, t_n) = \exp(H_\alpha(X|T))$ and $\text{Information-Vendi}_\alpha(x_1, \dots, x_n; t_1, \dots, t_n) = \exp(I_\alpha(X; T))$ \square

Corollary 1 shows that given the underlying covariance matrices $C_X = \mathbb{E}_{x \sim P_X} [\phi_X(x) \phi_X(x)^\top]$, $C_T = \mathbb{E}_{t \sim P_T} [\phi_T(t) \phi_T(t)^\top]$, and $C_{X,T} = \mathbb{E}_{(x,t) \sim P_{X,T}} [\phi_{X,T}([x,t]) \phi_{X,T}([x,t])^\top]$, the defined entropy-based scores converge to the following statistics when the sample size n tends to infinity:

$$\tilde{H}_\alpha(X|T) = H_\alpha(C_{X,T}) - H_\alpha(C_T), \quad \tilde{I}_\alpha(X; T) = H_\alpha(C_X) + H_\alpha(C_T) - H_\alpha(C_{X,T}).$$

Note that the entropy-based statistic $H_\alpha(C_X)$ represents the statistic estimated by the logarithm of the Vendi score defined in [5].

Next, we prove that for a mixture text distribution P_T where the text variable follows random mode $G \in \{1, \dots, m\}$, the defined conditional entropy score aggregates the expectation of the unconditional entropy score $H(X|G=i)$ over the m text modes $1, \dots, m$. This result shows that the conditional entropy can be interpreted as the aggregation of unconditional entropy for different types of text variable T , where each prompt follows the hidden group variable $G \in \{1, \dots, m\}$. The hidden variable G reflects the mode of the mixture distribution for text data, e.g. based on the subject or keywords of the text prompt.

Theorem 1. Consider the Gaussian kernel with bandwidth σ . Suppose T follows a mixture distribution $\sum_{i=1}^m \omega_i P_{T,i}$ where ω_i denotes the weight of the i th component $P_{T,i}$ with mean vector μ_i and total variance $\mathbb{E}_{T \sim P_{T,i}} [\|T - \mu_i\|_2^2] = \sigma_i^2$. Given the aggregation map $f(z) = \exp((1-\alpha)z)$, for every order $\alpha \geq 2$, the matrix-based order- α conditional entropy satisfies the following inequality where $g(z) = \frac{\alpha}{\alpha-1} \log\left(\frac{1}{1-z/\|\omega\|_\alpha}\right)$ is

an increasing scalar function with $g(0) = 0$:

$$\left| \tilde{H}_\alpha(X|T) - f^{-1}\left(\sum_{i=1}^m \frac{\omega_i^\alpha}{\sum_{j=1}^m \omega_j^\alpha} f(\tilde{H}_\alpha(X|G=i))\right) \right| \\ \leq 2g\left(8\sum_{i=1}^k \omega_i \frac{\sigma_i^2}{\sigma^2} + 32\sum_{i=2}^k \sum_{j=1}^{i-1} \omega_i \exp\left(\frac{-\|\mu_i - \mu_j\|_2^2}{\sigma^2}\right)\right)$$

The above theorem shows that if the text samples come from m well-separated modes satisfying $\frac{\|\mu_i - \mu_j\|_2}{\sigma} \gg 1$ for every $i \neq j$ and $\frac{\mathbb{E}_{P_{T,i}}[\|T - \mu_i\|_2^2]}{\sigma^2} \ll 1$, then the defined conditional entropy score $H(X|T)$ aggregates the unconditional entropy score $H(X|G=i)$ given the prompt group. Here, the aggregation is the mean operation characterized by map $f_\alpha(z) = \exp((1-\alpha)z)$ for the order- α matrix-based Renyi entropy H_α .

Based on Theorem 1, we propose a text-type-based diversity evaluation, where we restrict the evaluation of the prompt-based generative model to the prompts in the same group, i.e. the same mode in the mixture text distribution. To do this, we find the eigendirections corresponding to the text clusters by performing an eigendecomposition of text kernel matrix $\frac{1}{n}K_T = \sum_{i=1}^n \lambda_i v_i v_i^\top$ where $\lambda_1 \geq \dots \geq \lambda_n$ are the sorted eigenvalues and v_1, \dots, v_n are the sorted eigenvectors. Then, we note that the Hadamard product $\frac{1}{n}K_X \odot K_T$ used for joint entropy can be decomposed as: $\frac{1}{n}K_X \odot K_T = \sum_{i=1}^n \lambda_i (K_X \odot v_i v_i^\top)$. As a result, to evaluate the diversity of the generation model, we apply eigendecomposition to each $K_X \odot v_i v_i^\top$, where v_i marks the samples in group i , and find the sample indices with the maximum entries on the principal eigenvectors of $K_X \odot v_i v_i^\top$.

6 Numerical Results

We empirically evaluated the Conditional-Vendi and Information-Vendi scores for three types of conditional generative models: 1) text-to-image, 2) text-to-video generation, and 3) image-captioning models. For text-to-image models, we considered Flux [28], Stable Diffusion 2.1 [29], Stable Diffusion XL [30], GigaGAN [31], Kandinsky [32], and PixArt [33, 34]. For text-to-video models, we tested VideoCrafter1 [35], Show-1 [36], and Open-Sora [37]. For image-captioning models, we evaluated BLIP [38], GIT [39], and GPT4o-mini [40].

Embeddings used in the evaluation of generative models. Unlike standard embedding-based scores for text-to-image models such as CLIPScore [1], which require the same embedding model for the text and generated image, the definitions of Conditional-Vendi and Information-Vendi allow different feature extractors for text and generated sample. In our experiments, we followed [41, 42], to use the DINOv2 [43] embedding for image data. For text data, we used Gemini [44] and CLIP [45], and for video samples, following the video evaluation literature [46–48], we used I3D [49]. To select the bandwidth parameter σ , similar to [7], we chose the Gaussian kernel bandwidth for each type of data as the smallest σ that ensures a variance below 0.01 in the evaluated score over independent evaluations. We observed that for image data, $\sigma \in [20, 30]$; for text data, $\sigma \in [0.1, 0.8]$; and for video data, $\sigma \in [10, 20]$ can satisfy this requirement.

Quantifying model-induced diversity via Conditional-Vendi. To illustrate how Conditional-Vendi correlates with the model-induced diversity, we considered a toy experiment with 10 different dog breeds from the ImageNet dataset [50] as simulated outputs for a text-to-image model. We generated two sets of prompts using GPT4o [40]. In the first set, the breed of dog in the picture was not specified, while in the other one, the breed was explicitly mentioned. As shown in Figure 2, increasing the number of breeds sampled from the dataset led to the growth of the Vendi score, regardless of the text prompt. However, Conditional-Vendi only increased when the breed was not specified in the prompts, and in the second case where the breed had been included in the prompt, the score remained relatively constant, implying that the diversity in pictures mostly follows the text prompt. To repeat this observation for text-to-image models, we considered 10 types of animals generated by Stable Diffusion XL, as shown in Figure 3. Similar to the previous experiment, we found that Conditional-Vendi increased at a more rapid rate when the prompts did not specify the type of animal in the picture. In contrast, when the animal types were specified in the prompts, there was only a slight increase in the Conditional-Vendi value.

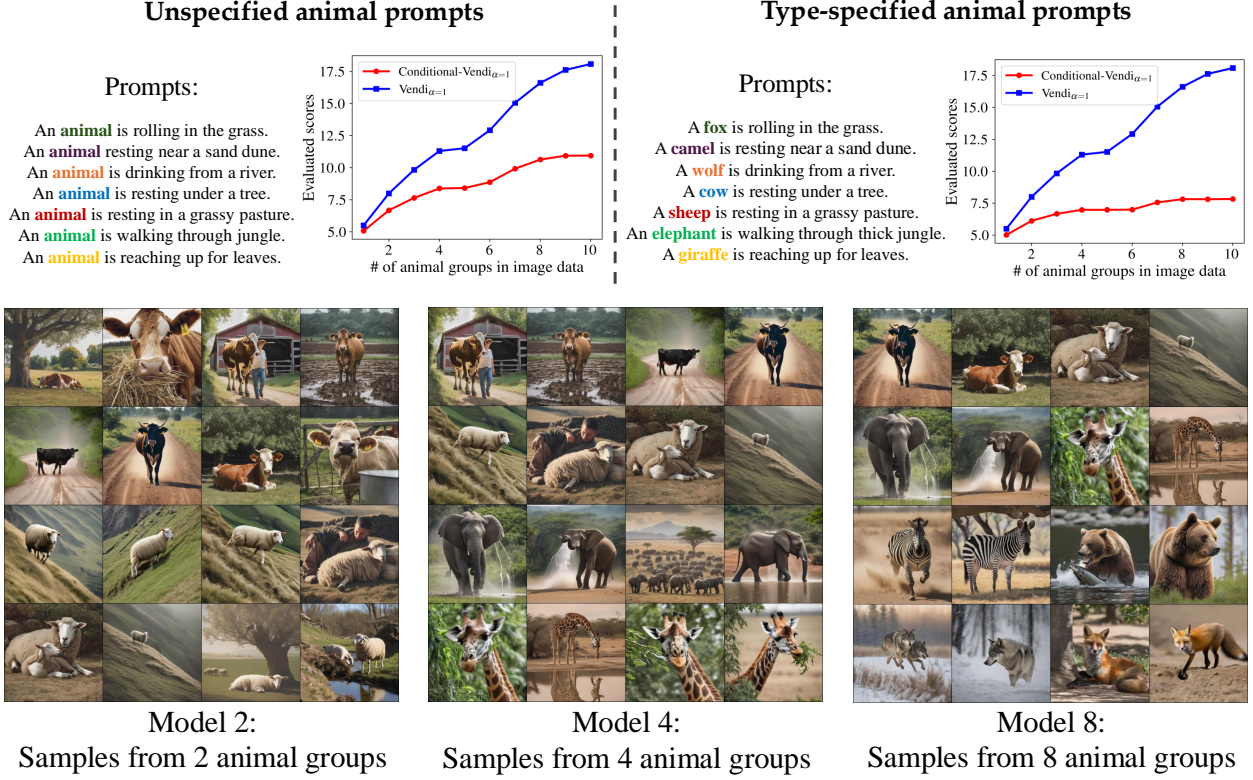


Figure 3: Evaluated Conditional-Vendi and Vendi scores on animal samples generated by Stable Diffusion-XL. (Left Plot): we do not specify the animal types in the prompt, (Right Plot) we specify the animal types in the prompt.

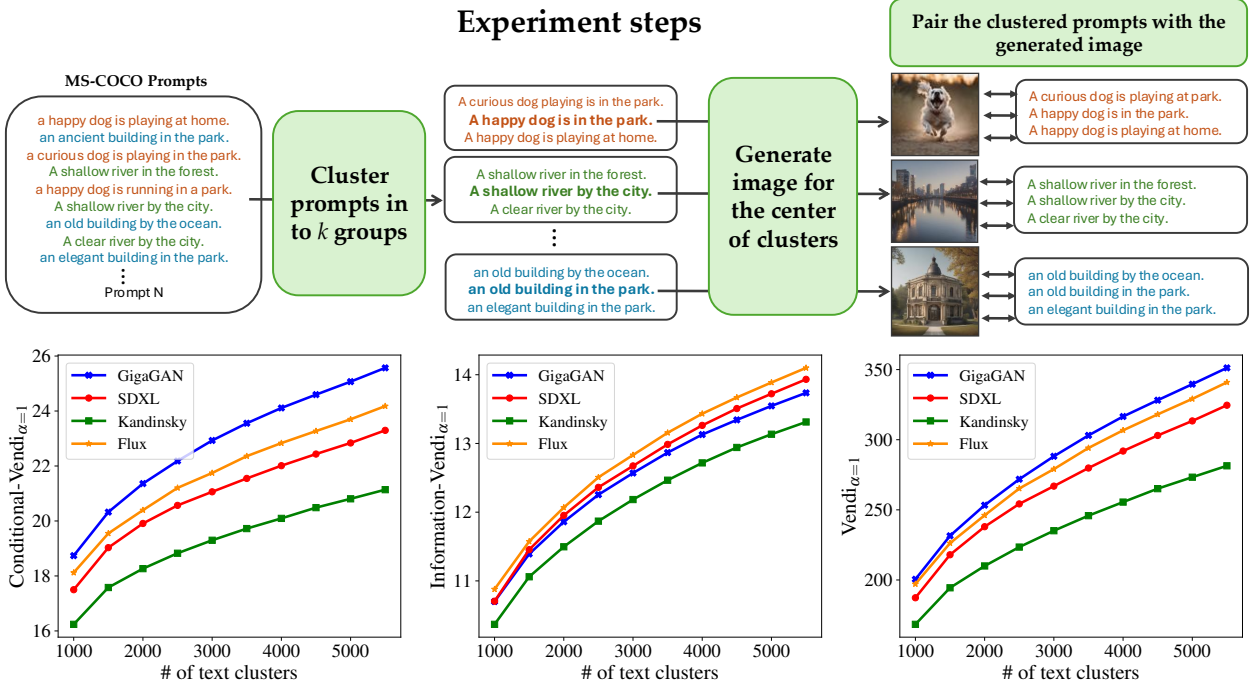


Figure 4: Comparing Conditional-Vendi and Information-Vendi of different text-to-image models.



Figure 5: Quantifying image diversity for different clusters of text prompts. Images are generated using the PixArt- α model.

Text-to-Image Model Evaluation: In Figure 4, we compared Flux, Stable Diffusion XL, GigaGAN, and Kandinsky. As shown in the plot, we generated 30,000 samples using each model, and then clustered the prompts into k groups, using k-means clustering on the Gemini embedding of text data, for different values of k . To simulate varying diversity across clusters, we assigned the image generated for the center of each cluster to all prompts within that cluster and measured the scores for different clusters. For example, when $k=2000$, we had 2,000 images for the k clusters, with the text in each cluster paired with one of the images. As k grows, we observed an increase in Information-Vendi, validating the fact that the images become more relevant to their prompts. Also, the Conditional-Vendi increased, as we expect the diversity of images to grow with more text clusters. Notably, while GigaGAN achieved a higher Vendi score, its Information-Vendi score was lower than that of SD-XL. This observation suggests that GigaGAN performs well at generating diverse outputs given prompts, but in terms of relevance, Flux and SD-XL are better. Our results align with conclusions made by [23].

Measuring Conditional-Vendi across prompt types. To measure Conditional-Vendi conditioned on the prompt type, we created 5000 prompts with different categories using GPT4o and generated the corresponding images with the text-to-image models. In Figure 5, top 2 groups of PixArt- α in terms of conditional entropy values are shown. We observed that "dog" text-based top 3 clusters of images looked more diverse than the image clusters for "airplane"-type prompts. Also, our evaluated Conditional-Vendi score of "dog" texts was significantly higher than that of the "airplane" class. We have tested other generative models in the appendix.

Text-to-Video Model Evaluation. For the experiments on video data, to ensure the fairness of our evaluation, we used VBench samples [51], which generated samples belong to the 8 content categories. In Figure 6, we used VideoCrafter-1, Show-1, and Open-Sora-1.2. We observed that VideoCrafter videos look less diverse and, in some cases, may not correlate significantly with the captions, when compared to Open-Sora. Confirming this observation, the Conditional-Vendi and Information-Vendi scores were lower for VideoCrafter than those for Open-Sora.

	VideoCrafter-1	Show-1	Open-Sora-1.2
Caption Mode #1 close up video of flower petals close up video of strawberry plant close up video of tree bark tree with golden leaves close up view of a plant			
Caption Mode #2 close up shot of a wild bear a bear wearing red jersey close up video of snail an American crocodile close up of a lemur			
Caption Mode #3 high angle shot of a clock tower close up shot of a steel structure an apartment building with balcony low angle shot of a building top view of a high rise building			
Evaluated Scores:	$\text{Cond-Vendi}_{\alpha=1} = 5.18$ $\text{Info-Vendi}_{\alpha=1} = 3.13$	$\text{Cond-Vendi}_{\alpha=1} = 6.45$ $\text{Info-Vendi}_{\alpha=1} = 3.80$	$\text{Cond-Vendi}_{\alpha=1} = 19.18$ $\text{Info-Vendi}_{\alpha=1} = 9.18$

Figure 6: Measuring Conditional-Vendi and Information-Vendi for text-to-video models

	BLIP-2	GIT	GPT4o-mini
Image Mode #1 	a gas pump with three different colors. a gas pump with two different types of fuel. a man filling up his car at a gas station. a woman filling up her car at a gas station. an old red gas pump in front of a barn. an old gas pump in front of a house.	a gas pump at a gas station with a red gas pump . a gas pump at a gas station in the middle of a road. a woman in a white dress is filling up a car. a vintage gas station with a man filling up a gas pump. an old gas pump sitting in a field. an old gas pump sitting in front of a building.	A vintage gas pump with a faded sign, displaying old pricing and a weathered metallic finish. A man stands at a gas pump , holding a nozzle and filling two metal containers on a cart. He wears a black vest over a blue shirt and denim jeans, with a focused expression. In the background. A vintage green gas pump stands in a grassy area, surrounded by trees and a white building in the background.
Image Mode #2 	the inside of a church with wooden benches. the interior of a church with wooden pews. a church with a steeple and a graveyard a church with a graveyard and a clock tower a white church with two steeple towers a white church with a red door and a fence	the interior of the cathedral of the holy trinity. the interior of a church with stained windows. a small church with a steeple and a sign that says "catholic church". a church with a stone roof and a graveyard. a white church with a steeple and a blue sky. a white church with a steeple and steps.	Interior of a spacious church featuring wooden pews, stained glass windows, and a decorative altar at end. a tall stone church with a pointed steeple and multiple spires, surrounded by a graveyard with weathered tombstones. a white church with a steeple, surrounded by dark clouds, with light one side of the building.
Image Mode #3 	a stereo system with a record player. a stereo system with a cassette player and a radio. a blue cassette player with headphones and a microphone. a silver portable cassette player with earphones. the interior of a car with a radio and dash a car radio with a digital display and buttons	the stereo system is in the floor of the computer room. the radio is a stereo system that can be used to record or record a player. the boombox is a compact cassette player that can be used as a microphone. sony's original sony audio cassette player . the radio is a compact car that can be used as a radio.	a stereo system with two large speakers, a display panel in the center, and a remote control beside it. a vintage boombox with a cassette tape deck and speakers, featuring various buttons and a handle on top. car dashboard displaying radio and climate control buttons, air vents above, and a textured surface around the controls
Evaluated Scores:	$\text{Cond-Vendi}_{\alpha=1} = 4.09$ $\text{Info-Vendi}_{\alpha=1} = 2.28$	$\text{Cond-Vendi}_{\alpha=1} = 10.9$ $\text{Info-Vendi}_{\alpha=1} = 3.28$	$\text{Cond-Vendi}_{\alpha=1} = 13.10$ $\text{Info-Vendi}_{\alpha=1} = 3.98$

Figure 7: Conditional-Vendi and Information-Vendi of image-captioning models for 3 image types

Image-Captioning Evaluation. For image captioning, we used 10 classes from the ImageNet dataset as input for BLIP-2, GIT and GPT4o-mini. In Figure 7, we compared captions for the top three groups of images: gas pump, church, and cassette player. GIT generated more diverse captions compared to BLIP, which was confirmed by the Conditional-Vendi scores. On the other hand, GPT4o-mini generated longer and

more detailed captions compared to GIT, which was also reflected in the evaluated Conditional-Vendi and Information-Vendi scores.

7 Conclusion

In this work, we proposed an evaluation score to measure the internal diversity of prompt-based generative models, isolating diversity that is not induced by variations in text prompts. The proposed method is based on a decomposition of unconditional matrix-based entropy scores, Vendi and RKE, into Conditional-Vendi and Information-Vendi components. From a theoretical perspective, we derived the kernel-based statistics estimated by these scores and demonstrated their connection to the expectation of unconditional entropy values given a fixed text prompt. In our experiments, we evaluated the proposed scores in multiple settings where the ground-truth ranking of model diversity and relevance was known, showing that the scores correlate well with the ground-truth rankings. A future direction is to apply the proposed scores to quantify biases in existing models regarding sample generation across different human ethnicities and genders. Additionally, using these scores as a regularization penalty to train more diverse prompt-based models is another interesting area for further exploration.

References

- [1] Jack Hessel, Ari Holtzman, Maxwell Forbes, Ronan Le Bras, and Yejin Choi. CLIPScore: a reference-free evaluation metric for image captioning. In *EMNLP*, 2021.
- [2] Mehdi SM Sajjadi, Olivier Bachem, Mario Lucic, Olivier Bousquet, and Sylvain Gelly. Assessing generative models via precision and recall. *Advances in neural information processing systems*, 31, 2018.
- [3] Tuomas Kynkäänniemi, Tero Karras, Samuli Laine, Jaakko Lehtinen, and Timo Aila. Improved precision and recall metric for assessing generative models. *Advances in Neural Information Processing Systems*, 32, 2019.
- [4] Muhammad Ferjad Naeem, Seong Joon Oh, Youngjung Uh, Yunjey Choi, and Jaejun Yoo. Reliable fidelity and diversity metrics for generative models. In *International Conference on Machine Learning*, pages 7176–7185. PMLR, 2020.
- [5] Dan Friedman and Adji Bousso Dieng. The vendi score: A diversity evaluation metric for machine learning. *Transactions on machine learning research*, 2023.
- [6] Amey Pasarkar and Adji Bousso Dieng. Cousins of the vendi score: A family of similarity-based diversity metrics for science and machine learning. In *International Conference on Artificial Intelligence and Statistics*. PMLR, 2024.
- [7] Mohammad Jalali, Cheuk Ting Li, and Farzan Farnia. An information-theoretic evaluation of generative models in learning multi-modal distributions. In *Thirty-seventh Conference on Neural Information Processing Systems*, 2023.
- [8] Luis Gonzalo Sanchez Giraldo, Murali Rao, and Jose C. Principe. Measures of entropy from data using infinitely divisible kernels. *IEEE Transactions on Information Theory*, 61(1):535–548, 2015.
- [9] Ali Borji. Pros and cons of gan evaluation measures: New developments. *Computer Vision and Image Understanding*, 215:103329, 2022.
- [10] Martin Heusel, Hubert Ramsauer, Thomas Unterthiner, Bernhard Nessler, and Sepp Hochreiter. Gans trained by a two time-scale update rule converge to a local nash equilibrium. *Advances in neural information processing systems*, 30, 2017.

- [11] Mikołaj Bińkowski, Danica J Sutherland, Michael Arbel, and Arthur Gretton. Demystifying mmd gans. *arXiv preprint arXiv:1801.01401*, 2018.
- [12] Tim Salimans, Ian Goodfellow, Wojciech Zaremba, Vicki Cheung, Alec Radford, Xi Chen, and Xi Chen. Improved techniques for training GANs. In D. Lee, M. Sugiyama, U. Luxburg, I. Guyon, and R. Garnett, editors, *Advances in Neural Information Processing Systems*, volume 29. Curran Associates, Inc., 2016.
- [13] Konstantin Shmelkov, Cordelia Schmid, and Karteek Alahari. How good is my gan? In *Proceedings of the European conference on computer vision (ECCV)*, pages 213–229, 2018.
- [14] Ahmed Alaa, Boris Van Breugel, Evgeny S Saveliev, and Mihaela van der Schaar. How faithful is your synthetic data? sample-level metrics for evaluating and auditing generative models. In *International Conference on Machine Learning*, pages 290–306. PMLR, 2022.
- [15] Marco Jiralerspong, Joey Bose, Ian Gemp, Chongli Qin, Yoram Bachrach, and Gauthier Gidel. Feature likelihood score: Evaluating the generalization of generative models using samples. In *Thirty-seventh Conference on Neural Information Processing Systems*, 2023.
- [16] Jiyeon Han, Hwanil Choi, Yunje Choi, Junho Kim, Jung-Woo Ha, and Jaesik Choi. Rarity score : A new metric to evaluate the uncommonness of synthesized images. In *The Eleventh International Conference on Learning Representations*, 2023.
- [17] Jingwei Zhang, Cheuk Ting Li, and Farzan Farnia. An interpretable evaluation of entropy-based novelty of generative models. In Ruslan Salakhutdinov, Zico Kolter, Katherine Heller, Adrian Weller, Nuria Oliver, Jonathan Scarlett, and Felix Berkenkamp, editors, *Proceedings of the 41st International Conference on Machine Learning*, volume 235 of *Proceedings of Machine Learning Research*, pages 59148–59172. PMLR, 21–27 Jul 2024.
- [18] Jingwei Zhang, Mohammad Jalali, Cheuk Ting Li, and Farzan Farnia. Identification of novel modes in generative models via fourier-based differential clustering, 2024.
- [19] Azim Ospanov, Jingwei Zhang, Mohammad Jalali, Xuenan Cao, Andrej Bogdanov, and Farzan Farnia. Towards a scalable reference-free evaluation of generative models. In *The Thirty-eighth Annual Conference on Neural Information Processing Systems*, 2024.
- [20] Azim Ospanov and Farzan Farnia. On the statistical complexity of estimating vendi scores from empirical data, 2024.
- [21] Mikhail Mironov and Liudmila Prokhorenkova. Measuring diversity: Axioms and challenges, 2024.
- [22] Tony Lee, Michihiro Yasunaga, Chenlin Meng, Yifan Mai, Joon Sung Park, Agrim Gupta, Yunzhi Zhang, Deepak Narayanan, Hannah Benita Teufel, Marco Bellagente, Minguk Kang, Taesung Park, Jure Leskovec, Jun-Yan Zhu, Li Fei-Fei, Jiajun Wu, Stefano Ermon, and Percy Liang. Holistic evaluation of text-to-image models. In *Thirty-seventh Conference on Neural Information Processing Systems Datasets and Benchmarks Track*, 2023.
- [23] Pietro Astolfi, Marlene Careil, Melissa Hall, Oscar Mañas, Matthew Muckley, Jakob Verbeek, Adriana Romero Soriano, and Michal Drozdal. Consistency-diversity-realism pareto fronts of conditional image generative models, 2024.
- [24] Nithish Kannan, Arif Ahmad, Marco Andreetto, Vinodkumar Prabhakaran, Utsav Prabhu, Adji Bousso Dieng, Pushpak Bhattacharyya, and Shachi Dave. Beyond aesthetics: Cultural competence in text-to-image models, 2024.
- [25] Jin-Hwa Kim, Yunji Kim, Jiyoung Lee, Kang Min Yoo, and Sang-Woo Lee. Mutual information divergence: A unified metric for multimodal generative models. In Alice H. Oh, Alekh Agarwal, Danielle Belgrave, and Kyunghyun Cho, editors, *Advances in Neural Information Processing Systems*, 2022.

- [26] Luis Gonzalo Sanchez Giraldo, Murali Rao, and Jose C Principe. Measures of entropy from data using infinitely divisible kernels. *IEEE Transactions on Information Theory*, 61(1):535–548, 2014.
- [27] Francis R. Bach. Information theory with kernel methods. *arXiv preprint arXiv:2202.08545*, 2022.
- [28] Black Forest Lab. Flux: A diffusion-based text-to-image (t2i) model. <https://github.com/blackforestlab/flux>, 2024. Accessed: 2024-09.
- [29] Robin Rombach, Andreas Blattmann, Dominik Lorenz, Patrick Esser, and Björn Ommer. High-resolution image synthesis with latent diffusion models. In *Proceedings of the IEEE/CVF Conference on Computer Vision and Pattern Recognition (CVPR)*, pages 10684–10695, June 2022.
- [30] Dustin Podell, Zion English, Kyle Lacey, Andreas Blattmann, Tim Dockhorn, Jonas Müller, Joe Penna, and Robin Rombach. SDXL: Improving latent diffusion models for high-resolution image synthesis. In *The Twelfth International Conference on Learning Representations*, 2024.
- [31] Minguk Kang, Jun-Yan Zhu, Richard Zhang, Jaesik Park, Eli Shechtman, Sylvain Paris, and Taesung Park. Scaling up gans for text-to-image synthesis. In *Proceedings of the IEEE Conference on Computer Vision and Pattern Recognition (CVPR)*, 2023.
- [32] Anton Razzhigaev, Arseniy Shakhmatov, Anastasia Maltseva, Vladimir Arkhipkin, Igor Pavlov, Ilya Ryabov, Angelina Kuts, Alexander Panchenko, Andrey Kuznetsov, and Denis Dimitrov. Kandinsky: an improved text-to-image synthesis with image prior and latent diffusion, 2023.
- [33] Junsong Chen, Jincheng Yu, Chongjian Ge, Lewei Yao, Enze Xie, Yue Wu, Zhongdao Wang, James Kwok, Ping Luo, Huchuan Lu, and Zhenguo Li. Pixart- α : Fast training of diffusion transformer for photorealistic text-to-image synthesis, 2023.
- [34] Junsong Chen, Yue Wu, Simian Luo, Enze Xie, Sayak Paul, Ping Luo, Hang Zhao, and Zhenguo Li. Pixart- δ : Fast and controllable image generation with latent consistency models, 2024.
- [35] Haoxin Chen, Menghan Xia, Yingqing He, Yong Zhang, Xiaodong Cun, Shaoshu Yang, Jinbo Xing, Yaofang Liu, Qifeng Chen, Xintao Wang, Chao Weng, and Ying Shan. Videocrafter1: Open diffusion models for high-quality video generation, 2023.
- [36] David Junhao Zhang, Jay Zhangjie Wu, Jia-Wei Liu, Rui Zhao, Lingmin Ran, Yuchao Gu, Difei Gao, and Mike Zheng Shou. Show-1: Marrying pixel and latent diffusion models for text-to-video generation. *arXiv preprint arXiv:2309.15818*, 2023.
- [37] Zangwei Zheng, Xiangyu Peng, Tianji Yang, Chenhui Shen, Shenggui Li, Hongxin Liu, Yukun Zhou, Tianyi Li, and Yang You. Open-sora: Democratizing efficient video production for all, March 2024.
- [38] Junnan Li, Dongxu Li, Caiming Xiong, and Steven Hoi. Blip: Bootstrapping language-image pre-training for unified vision-language understanding and generation. In *ICML*, 2022.
- [39] Jianfeng Wang, Zhengyuan Yang, Xiaowei Hu, Linjie Li, Kevin Lin, Zhe Gan, Zicheng Liu, Ce Liu, and Lijuan Wang. Git: A generative image-to-text transformer for vision and language, 2022.
- [40] OpenAI. GPT-4o mini: advancing cost-efficient intelligence, July 2024.
- [41] George Stein, Jesse C. Cresswell, Rasa Hosseinzadeh, Yi Sui, Brendan Leigh Ross, Valentin Vilecroze, Zhaoyan Liu, Anthony L. Caterini, J. Eric T. Taylor, and Gabriel Loaiza-Ganem. Exposing flaws of generative model evaluation metrics and their unfair treatment of diffusion models, 2023.

- [42] Tuomas Kynkäänniemi, Tero Karras, Miika Aittala, Timo Aila, and Jaakko Lehtinen. The role of imagenet classes in fréchet inception distance. In *The Eleventh International Conference on Learning Representations*, 2023.
- [43] Maxime Oquab, Timothée Darcet, Theo Moutakanni, Huy V. Vo, Marc Szafraniec, Vasil Khalidov, Pierre Fernandez, Daniel Haziza, Francisco Massa, Alaaeldin El-Nouby, Russell Howes, Po-Yao Huang, Hu Xu, Vasu Sharma, Shang-Wen Li, Wojciech Galuba, Mike Rabbat, Mido Assran, Nicolas Ballas, Gabriel Synnaeve, Ishan Misra, Herve Jegou, Julien Mairal, Patrick Labatut, Armand Joulin, and Piotr Bojanowski. Dinov2: Learning robust visual features without supervision, 2023.
- [44] Gemini Team. Gemini 1.5: Unlocking multimodal understanding across millions of tokens of context, 2024.
- [45] Alec Radford, Jong Wook Kim, Chris Hallacy, Aditya Ramesh, Gabriel Goh, Sandhini Agarwal, Girish Sastry, Amanda Askell, Pamela Mishkin, Jack Clark, Gretchen Krueger, and Ilya Sutskever. Learning transferable visual models from natural language supervision, 2021.
- [46] Pum Jun Kim, Seojun Kim, and Jaejun Yoo. STREAM: Spatio-temporal evaluation and analysis metric for video generative models. In *The Twelfth International Conference on Learning Representations*, 2024.
- [47] Masaki Saito, Shunta Saito, Masanori Koyama, and Sosuke Kobayashi. Train sparsely, generate densely: Memory-efficient unsupervised training of high-resolution temporal gan. *International Journal of Computer Vision*, 128(10):2586–2606, Nov 2020.
- [48] Thomas Unterthiner, Sjoerd van Steenkiste, Karol Kurach, Raphaël Marinier, Marcin Michalski, and Sylvain Gelly. FVD: A new metric for video generation, 2019.
- [49] João Carreira and Andrew Zisserman. Quo vadis, action recognition? a new model and the kinetics dataset. In *2017 IEEE Conference on Computer Vision and Pattern Recognition (CVPR)*, pages 4724–4733, 2017.
- [50] J. Deng, W. Dong, R. Socher, L.-J. Li, K. Li, and L. Fei-Fei. ImageNet: A Large-Scale Hierarchical Image Database. In *CVPR09*, 2009.
- [51] Ziqi Huang, Yinan He, Jiashuo Yu, Fan Zhang, Chenyang Si, Yuming Jiang, Yuanhan Zhang, Tianxing Wu, Qingyang Jin, Nattapol Chanpaisit, Yaohui Wang, Xinyuan Chen, Limin Wang, Dahua Lin, Yu Qiao, and Ziwei Liu. VBench: Comprehensive benchmark suite for video generative models. In *Proceedings of the IEEE/CVF Conference on Computer Vision and Pattern Recognition*, 2024.

Appendix A Proofs

A.1 Proof of Proposition 1

First, we observe that for every $x, x' \in \mathcal{X}$ and $t, t' \in \mathcal{T}$, the following holds:

$$\begin{aligned}\phi_{X,T}([x, t])^\top \phi_{X,T}([x', t']) &= (\phi_X(x) \otimes \phi_T(t))^\top (\phi_X(x') \otimes \phi_T(t')) \\ &= (\phi_X(x)^\top \phi_X(x')) \otimes (\phi_T(t)^\top \phi_T(t')) \\ &= k_X(x, x') \otimes k_T(t, t') \\ &= k_X(x, x') k_T(t, t')\end{aligned}$$

Therefore, the Hadamard product of kernel matrices $\frac{1}{n}K_X \odot K_T$ can be written as

$$\frac{1}{n}K_X \odot K_T = \frac{1}{n}\Phi_{X,T}\Phi_{X,T}^\top$$

in terms of the matrix of samples' feature maps $\Phi_{X,T} \in \mathbb{R}^{n \times d_{x,t}}$ with its i th row being $\phi_{X,T}([x_i, t_i])$. We observe that the matrices $\frac{1}{n}\Phi_{X,T}\Phi_{X,T}^\top$ and $\frac{1}{n}\Phi_{X,T}^\top\Phi_{X,T}$ share the same non-zero eigenvalues, that are the square of the singular values of $\Phi_{X,T}$. Therefore, $\frac{1}{n}K_X \odot K_T$ has the same non-zero eigenvalues as the following matrix

$$\frac{1}{n}\Phi_{X,T}^\top\Phi_{X,T} = \frac{1}{n}\sum_{i=1}^n \phi_{X,T}([x_i, t_i])\phi_{X,T}([x_i, t_i])^\top$$

which is the defined matrix $\hat{C}_{X,T}$. Therefore, the proof of the proposition is complete.

A.2 Proof of Corollary 1

As we showed in Proposition 1, the Hadamard product $\frac{1}{n}K_X \odot K_T$ shares the same non-zero eigenvalues with $\hat{C}_{X,T}$. Also, as noted by [7], $\frac{1}{n}K_X$ and $\frac{1}{n}K_T$ have the same non-zero eigenvalues as of \hat{C}_X and \hat{C}_T , respectively. Since the order- α matrix-based entropy is only a function of the input matrix's non-zero eigenvalues (zero eigenvalues have no impact on the entropy value), we can conclude that

$$\begin{aligned}H_\alpha(X|T) &:= H_\alpha\left(\frac{1}{n}K_X \odot K_T\right) - H_\alpha\left(\frac{1}{n}K_T\right) \\ &= H_\alpha(\hat{C}_{X,T}) - H_\alpha(\hat{C}_T),\end{aligned}$$

and also

$$\begin{aligned}I_\alpha(X; T) &:= H_\alpha\left(\frac{1}{n}K_X\right) + H_\alpha\left(\frac{1}{n}K_T\right) - H_\alpha\left(\frac{1}{n}K_X \odot K_T\right) \\ &= H_\alpha(\hat{C}_X) + H_\alpha(\hat{C}_T) - H_\alpha(\hat{C}_{X,T}).\end{aligned}$$

A.3 Proof of Theorem 1

To prove Theorem 1, we begin by showing the following lemma.

Lemma 1. *Suppose that the kernel function k and variable T satisfy the assumptions in Theorem 1. Then, the following Frobenius norm bound holds for $C_i = \mathbb{E}[\phi_X(x)\phi_X(x)^\top | G = i]$ where $G \in \{1, \dots, m\}$ is the cluster random variable for text T :*

$$\left\|C_{X \otimes T} - \sum_{i=1}^m \omega_i C_i \otimes \phi_T(\mu_i)\phi_T(\mu_i)^\top\right\|_F^2 \leq \frac{\sum_{i=1}^m 2\omega_i \sigma_i^2}{\sigma^2}.$$

Proof. To show this lemma, we define T_i as a variable distributed as $P_{T|G=i}$. Then,

$$\begin{aligned}
& \left\| C_{X \otimes T} - \sum_{i=1}^m \omega_i C_i \otimes \phi(\mu_i) \phi(\mu_i)^\top \right\|_F^2 \\
&= \left\| \mathbb{E}[\phi_X(x) \phi_X(x)^\top \otimes \phi_T(t) \phi_T(t)^\top] - \sum_{i=1}^m \omega_i C_i \otimes \phi(\mu_i) \phi(\mu_i)^\top \right\|_F^2 \\
&= \left\| \sum_{i=1}^m \omega_i \mathbb{E}[\phi_X(x) \phi_X(x)^\top \otimes \phi_T(t) \phi_T(t)^\top | G=i] - \sum_{i=1}^m \omega_i C_i \otimes \phi(\mu_i) \phi(\mu_i)^\top \right\|_F^2 \\
&= \left\| \sum_{i=1}^m \omega_i \mathbb{E}[\phi_X(x) \phi_X(x)^\top \otimes \phi_T(t) \phi_T(t)^\top | G=i] - \sum_{i=1}^m \omega_i \mathbb{E}[\phi_X(x) \phi_X(x)^\top \otimes \phi_T(\mu_i) \phi_T(\mu_i)^\top | G=i] \right\|_F^2 \\
&= \left\| \sum_{i=1}^m \omega_i \mathbb{E}[\phi_X(x) \phi_X(x)^\top \otimes (\phi_T(t) \phi_T(t)^\top - \phi_T(\mu_i) \phi_T(\mu_i)^\top) | G=i] \right\|_F^2 \\
&\stackrel{(a)}{\leq} \sum_{i=1}^m \omega_i \mathbb{E} \left[\left\| \phi_X(x) \phi_X(x)^\top \otimes (\phi_T(t) \phi_T(t)^\top - \phi_T(\mu_i) \phi_T(\mu_i)^\top) \right\|_F^2 | G=i \right] \\
&\stackrel{(b)}{=} \sum_{i=1}^m \omega_i \mathbb{E} \left[\left\| \phi_X(x) \phi_X(x)^\top \right\|_F^2 \left\| \phi_T(t) \phi_T(t)^\top - \phi_T(\mu_i) \phi_T(\mu_i)^\top \right\|_F^2 | G=i \right] \\
&\stackrel{(c)}{=} \sum_{i=1}^m \omega_i \mathbb{E} \left[\left\| \phi_T(t) \phi_T(t)^\top - \phi_T(\mu_i) \phi_T(\mu_i)^\top \right\|_F^2 | G=i \right] \\
&\stackrel{(d)}{=} \sum_{i=1}^m \omega_i \mathbb{E} \left[2 - 2 \exp\left(-\frac{\|t - \mu_i\|_2^2}{\sigma^2}\right) | G=i \right] \\
&\stackrel{(e)}{\leq} \sum_{i=1}^m \omega_i \left[2 - 2 \exp\left(-\frac{\mathbb{E}[\|t - \mu_i\|_2^2 | G=i]}{\sigma^2}\right) \right] \\
&\stackrel{(f)}{\leq} \sum_{i=1}^m \omega_i \left[2 - 2 \exp\left(-\frac{\sigma_i^2}{\sigma^2}\right) \right] \\
&\stackrel{(g)}{\leq} \sum_{i=1}^m 2\omega_i \frac{\sigma_i^2}{\sigma^2}
\end{aligned}$$

In the above, (a) follows from Jensen's inequality for the convex Frobenius-norm-squared function. (b) holds because $\|A \otimes B\|_F^2 = \|A\|_F^2 \|B\|_F^2$ for every matrices A, B . (c) comes from the normalized Gaussian kernel satisfying $\langle \phi_T(t), \phi_T(t) \rangle = k(t, t) = 1$, resulting in $\|\phi_T(t) \phi_T(t)^\top\|_F^2 = \text{Tr}(\phi_T(t) \phi_T(t)^\top \phi_T(t) \phi_T(t)^\top) = \text{Tr}(\phi_T(t) \phi_T(t)^\top) = 1$. (d) follows from the Gaussian kernel definition, proving that $\phi_T(t)^\top \phi_T(\mu_i) = \exp(-\|t - \mu_i\|_2^2 / 2\sigma^2)$. (e) shows the application of Jensen's inequality to the concave $s(z) = 1 - \exp(-z)$. (f) holds because $s(z) = 1 - \exp(-z)$ is a monotonically increasing function. Finally, (g) follows from the inequality $1 - \exp(-z) \leq z$ for every scalar z . Therefore, the proof is complete. \square

Next, we apply the Gram-Schmidt process to $\phi_T(\mu_1), \dots, \phi_T(\mu_m)$ to find orthogonal vectors u_1, \dots, u_m . We let $u_1 = \phi_T(\mu_1)$. Then, for every $2 \leq i \leq m$, we define

$$u_i := \phi(\mu_i) - \sum_{j=1}^{i-1} \langle \phi(\mu_i), u_j \rangle u_j.$$

As a result, the following holds

$$\begin{aligned}
& \left\| \sum_{i=1}^m \omega_i C_i \otimes \phi(\mu_i) \phi(\mu_i)^\top - \sum_{i=1}^m \omega_i C_i \otimes u_i u_i^\top \right\|_F^2 \\
&= \left\| \sum_{i=1}^m \omega_i C_i \otimes \left(\phi(\mu_i) \phi(\mu_i)^\top - u_i u_i^\top \right) \right\|_F^2 \\
&\stackrel{(h)}{\leq} \sum_{i=1}^m \omega_i \left\| C_i \otimes \left(\phi(\mu_i) \phi(\mu_i)^\top - u_i u_i^\top \right) \right\|_F^2 \\
&= \sum_{i=1}^m \omega_i \|C_i\|_F^2 \left\| \phi(\mu_i) \phi(\mu_i)^\top - u_i u_i^\top \right\|_F^2 \\
&\stackrel{(i)}{\leq} \sum_{i=1}^m \omega_i \left\| \phi(\mu_i) \phi(\mu_i)^\top - u_i u_i^\top \right\|_F^2 \\
&\stackrel{(j)}{=} \sum_{i=1}^m \omega_i \left(1 + \|u_i\|^4 - 2(u_i^\top \phi_T(\mu_i))^2 \right) \\
&\leq \sum_{i=1}^m \omega_i \left(2 - 2(u_i^\top \phi(\mu_i))^2 \right) \\
&= 2 \sum_{i=1}^m \omega_i \left(1 + u_i^\top \phi(\mu_i) \right) \left(1 - u_i^\top \phi(\mu_i) \right) \\
&\stackrel{(k)}{\leq} 4 \sum_{i=1}^m \sum_{j=1}^{i-1} \omega_i \exp\left(\frac{-\|\mu_i - \mu_j\|_2^2}{\sigma^2} \right).
\end{aligned}$$

Here, (h) follows from the application of Jensen's inequality for the convex Frobenius-norm-squared. (i) holds since the text kernel is normalized and $\langle \phi_X(x), \phi_X(x) \rangle = k_X(x, x) = 1$, and therefore $\|C_i\|_F \leq \mathbb{E}[\|\phi_X(x)\|_2^2] = 1$. (j) follows from the expansion $\|uu^\top - vv^\top\|_F^2 = \|u\|_2^4 + \|v\|_2^4 - 2\langle u, v \rangle^2$. (k) holds because $u_i^\top \phi_T(\mu_i) \leq 1$ and

$$u_i^\top \phi_T(\mu_i) = 1 - \sum_{j=1}^{i-1} \langle \phi_T(\mu_i), u_j \rangle^2 \geq 1 - \sum_{j=1}^{i-1} \exp\left(\frac{-\|\mu_i - \mu_j\|_2^2}{\sigma^2} \right).$$

Since we know that for every matrices $A, B \in \mathbb{R}^{d \times d}$, $\|A + B\|_F^2 \leq 2\|A\|_F^2 + 2\|B\|_F^2$, the above results show that

$$\left\| C_{X \otimes T} - \sum_{i=1}^m \omega_i C_i \otimes u_i u_i^\top \right\|_F^2 \leq \sum_{i=1}^m 4\omega_i \frac{\sigma_i^2}{\sigma^2} + \sum_{i=2}^m \sum_{j=1}^{i-1} 8\omega_i \exp\left(\frac{-\|\mu_i - \mu_j\|_2^2}{\sigma^2} \right).$$

As a result, the Hoffman-Wielandt inequality shows that for the sorted eigenvalues vector λ of $C_{X \otimes T}$ and sorted eigenvalues vector $\tilde{\lambda}$ of $\sum_{i=1}^m \omega_i C_i \otimes u_i u_i^\top$ the following holds:

$$\begin{aligned}
\|\lambda - \tilde{\lambda}\|_2^2 &\leq \left\| C_{X \otimes T} - \sum_{i=1}^m \omega_i C_i \otimes u_i u_i^\top \right\|_F^2 \\
&\leq \sum_{i=1}^m 4\omega_i \frac{\sigma_i^2}{\sigma^2} + \sum_{i=2}^m \sum_{j=1}^{i-1} 8\omega_i \exp\left(\frac{-\|\mu_i - \mu_j\|_2^2}{\sigma^2} \right).
\end{aligned}$$

Since u_1, \dots, u_m are orthogonal vectors, the definition of Kronecker product implies that the eigenvalues of $\sum_{i=1}^m \omega_i C_i \otimes u_i u_i^\top$ will be the union of the eigenvalues of $\omega_i C_i \otimes u_i u_i^\top$ over $i \in \{1, \dots, m\}$. On the other

hand, we know that the non-zero eigenvalues of $\omega_i C_i \otimes u_i u_i^\top$ will be equal to the factor $\omega_i \|u_i\|_2^2$ times the eigenvalues of C_i . Also, we know that $1 \geq \|u_i\|_2^2 \geq 1 - 2 \sum_{j=1}^{i-1} \exp(-\frac{\|\mu_i - \mu_j\|_2^2}{\sigma^2})$. Consequently, we can show that for vector $\hat{\lambda}_{x \otimes t} = \text{Union}(\omega_i \text{Eigs}(C_i) : i \in \{1, \dots, m\})$, we have the following for every $\alpha \geq 2$ and defined increasing function g in Theorem 1

$$\begin{aligned} \left| \tilde{H}_\alpha(X, T) - \frac{1}{1-\alpha} \log(\|\hat{\lambda}_{x \otimes t}\|_\alpha^\alpha) \right| &\leq g(\|\tilde{\lambda}_{x \otimes t}\|_\alpha - \|\hat{\lambda}_{x \otimes t}\|_\alpha) \\ &\leq g(\|\text{sort}(\tilde{\lambda}_{x \otimes t}) - \text{sort}(\hat{\lambda}_{x \otimes t})\|_\alpha) \\ &\leq g(\|\text{sort}(\tilde{\lambda}_{x \otimes t}) - \text{sort}(\hat{\lambda}_{x \otimes t})\|_2) \\ &\leq g\left(\sum_{i=1}^m 4\omega_i \frac{\sigma_i^2}{\sigma^2} + \sum_{i=2}^m \sum_{j=1}^{i-1} 16\omega_i \exp\left(-\frac{\|\mu_i - \mu_j\|_2^2}{\sigma^2}\right)\right). \end{aligned}$$

Note that the above proof holds for every marginal distribution on X , and we choose a deterministic constant $X = \mathbf{0}$, then the joint entropy reduces to the marginal entropy and the above inequality also shows the following:

$$\left| \tilde{H}_\alpha(T) - \frac{1}{1-\alpha} \log(\|[\omega_1, \dots, \omega_m]\|_\alpha^\alpha) \right| \leq g\left(\sum_{i=1}^m 4\omega_i \frac{\sigma_i^2}{\sigma^2} + \sum_{i=2}^m \sum_{j=1}^{i-1} 16\omega_i \exp\left(-\frac{\|\mu_i - \mu_j\|_2^2}{\sigma^2}\right)\right).$$

Therefore, following the Triangle inequality and the definition $\tilde{H}_\alpha(X|T) = \tilde{H}_\alpha(X, T) - \tilde{H}_\alpha(T)$, the previous two inequalities prove that

$$\begin{aligned} &\left| \tilde{H}_\alpha(X|T) - \left(\frac{1}{1-\alpha} \log(\|\hat{\lambda}_{x \otimes t}\|_\alpha^\alpha) - \frac{1}{1-\alpha} \log(\|[\omega_1, \dots, \omega_m]\|_\alpha^\alpha) \right) \right| \\ &\leq 2g\left(\sum_{i=1}^m 4\omega_i \frac{\sigma_i^2}{\sigma^2} + \sum_{i=2}^m \sum_{j=1}^{i-1} 16\omega_i \exp\left(-\frac{\|\mu_i - \mu_j\|_2^2}{\sigma^2}\right)\right). \end{aligned}$$

On the other hand, we can simplify the above expression as

$$\begin{aligned} &\frac{1}{1-\alpha} \log(\|\hat{\lambda}_{x \otimes t}\|_\alpha^\alpha) - \frac{1}{1-\alpha} \log(\|[\omega_1, \dots, \omega_m]\|_\alpha^\alpha) \\ &= \frac{1}{1-\alpha} \log\left(\sum_{i=1}^m \omega_i^\alpha \|\lambda_{C_i}\|_\alpha^\alpha\right) - \frac{1}{1-\alpha} \log\left(\sum_{i=1}^m \omega_i^\alpha\right) \\ &= \frac{1}{1-\alpha} \log\left(\sum_{i=1}^m \frac{\omega_i^\alpha}{\sum_{j=1}^m \omega_j^\alpha} \|\lambda_{C_i}\|_\alpha^\alpha\right) \end{aligned}$$

Note that the definition $f_\alpha(t) = \exp((1-\alpha)t)$ implies that $f_\alpha^{-1}(z) = \frac{1}{1-\alpha} \log(z)$, which connects to the entropy definition as $H(X|G=i) = f_\alpha^{-1}(\|\lambda_{C_i}\|_\alpha^\alpha)$. As a result, we can combine the previous two equations and complete the proof as:

$$\begin{aligned} &\left| \tilde{H}_\alpha(X|T) - f_\alpha^{-1}\left(\sum_{i=1}^m \frac{\omega_i^\alpha}{\sum_{j=1}^m \omega_j^\alpha} f_\alpha(\tilde{H}_\alpha(X|G=i))\right) \right| \\ &\leq 2g\left(\sum_{i=1}^m 4\omega_i \frac{\sigma_i^2}{\sigma^2} + \sum_{i=2}^m \sum_{j=1}^{i-1} 16\omega_i \exp\left(-\frac{\|\mu_i - \mu_j\|_2^2}{\sigma^2}\right)\right). \end{aligned}$$




Figure 8: Substituting images generated from models trained on MS-COCO dataset.

Appendix B Additional Numerical Results

B.1 Correlation between prompts and generated output

To measure the correlation between text and image using Information-Vendi, we used MS-COCO captions to generate images with Stable Diffusion XL and Flux. We gradually substituted the generated images with random ones for the same prompts at different substitution rates. As the substitution rate increased, the correlation between the text and image pairs decreased. In Figure 8, we measured Information-Vendi at various substitution rates and observed that as the substitution rate increased, Information-Vendi decreased, demonstrating that our score can successfully measure the correlation between text and image. Unlike other correlation metrics, such as CLIPScore, which require the same embedding for both text and image, our method places no such restriction. This allows for the use of different embeddings for text and image. Furthermore, our approach can be easily generalized to other conditional models, such as text-to-text or text-to-video generation.

B.2 Measuring Conditional-Vendi across prompt types

In this section, we conducted additional experiments similar to those in Figure 5. We created 5,000 prompts across different categories using GPT4o and generated corresponding images with text-to-image models. We reported Conditional-Vendi for the top 3 groups in the text data on PixArt- α , Stable Diffusion XL text-to-image generative models.

As shown in Figure 9, Figure 10 and Figure 11, we observed the same behavior during these experiments: the Conditional-Vendi score for "dog" prompts was significantly higher than for the "airplane" and "sofa" categories. This observation suggests that the outputs of generative models are unbalanced when presented with different groups of text prompts.



Figure 9: Quantifying image diversity for different clusters of text prompts. Images are generated using the Stable Diffusion XL model.



Figure 10: Quantifying image diversity for different clusters of text prompts. Images are generated using the PixArt- α model.



Figure 11: Quantifying image diversity for different clusters of text prompts. Images are generated using the Flux model.