

A Linear Time Gap-ETH-Tight Approximation Scheme for TSP in the Euclidean Plane

Tobias Mömke*

Hang Zhou†

Abstract

The Traveling Salesman Problem (TSP) in the two-dimensional Euclidean plane is among the oldest and most famous NP-hard optimization problems. In breakthrough works, Arora [J. ACM 1998] and Mitchell [SICOMP 1999] gave the first polynomial time approximation schemes. The running time of their approximation schemes was improved by Rao and Smith [STOC 1998] to $(1/\varepsilon)^{O(1/\varepsilon)}n \log n$. Bartal and Gottlieb [FOCS 2013] gave an approximation scheme of running time $2^{(1/\varepsilon)^{O(1)}}n$, which is optimal in n . Recently, Kisfaludi-Bak, Nederlof, and Węgrzycki [FOCS 2021] gave a $2^{O(1/\varepsilon)}n \log n$ time approximation scheme, achieving the optimal running time in ε under the Gap-ETH conjecture. In our work, we give a $2^{O(1/\varepsilon)}n$ time approximation scheme, achieving the optimal running time both in n and in ε under the Gap-ETH conjecture.

*University of Augsburg, Germany. Partially supported by DFG Grant 439522729 (Heisenberg-Grant) and DFG Grant 439637648 (Sachbeihilfe).

†École Polytechnique, France. <https://www.normalesup.org/~zhou>. Partially supported by the Hi!Paris Grant.

1 Introduction

The Traveling Salesman Problem (TSP) in the two-dimensional Euclidean plane is among the oldest and most famous NP-hard optimization problems. The problem is to find a shortest tour on a given set of n points in \mathbb{R}^2 . The Gödel-prize-winning approximation schemes for this problem due to Arora [Aro98] and Mitchell [Mit99] are among the most prominent results in approximation algorithms. They are classics in advanced algorithmic courses as well as in textbooks on approximation algorithms, optimization, and geometric algorithms [Vaz10, WS11, KV12, HP11, NS07]. The methods of Arora [Aro98] and Mitchell [Mit99] have numerous applications, see, e.g., [Aro03] for a survey.

The running times of the approximation schemes in [Aro98] and [Mit99] are $n(\log n)^{O(1/\varepsilon)}$ and $n^{O(1/\varepsilon)}$, respectively. To improve their running times, Rao and Smith [RS98] designed a $(1/\varepsilon)^{O(1/\varepsilon)} n \log n$ approximation scheme using geometric spanners. Bartal and Gottlieb [BG13] gave a $2^{(1/\varepsilon)^{O(1)}} n$ time approximation scheme in the real-RAM model with atomic floor or mod operations. That running time is optimal in n , though the dependency on ε is not as good as in [RS98]. Recently, Kisfaludi-Bak, Nederlof, and Węgrzycki [KNW21] gave a $2^{O(1/\varepsilon)} n \log n$ time approximation scheme, achieving the optimal running time in ε under the Gap-ETH conjecture, though the dependency in n is within a factor $\log n$ to the optimal. Among the above mentioned works, [Aro98, RS98, BG13, KNW21] generalize to d dimensions, for any fixed constant $d \geq 2$.

The main open question in the above line of works is to achieve an approximation scheme with an optimal running time both in n and in ε . That question is central in many contexts. For example, for *planar graphs*, Klein [Kle08] gave a $2^{O(1/\varepsilon)} n$ time approximation scheme for planar TSP, and Marx [Mar07] showed that the dependence on ε in Klein’s algorithm is conditionally near-optimal.

In our work, we settle the above open question for TSP in the Euclidean plane. Our main result is an approximation scheme whose running time is linear in n and has an optimal dependence on ε under the Gap-ETH conjecture.

Theorem 1 (main theorem). *There is a randomized $(1+\varepsilon)$ -approximation scheme for the Euclidean TSP in \mathbb{R}^2 that runs in time $2^{O(1/\varepsilon)} n$ in the real-RAM model with atomic floor operations.*

Remark. *The choice of the model of computation needs care in order to achieve an algorithm with running time linear in n . Indeed, Euclidean TSP requires $\Omega(n \log n)$ time in the decision tree model, see, e.g., [DKS97, RS98]. Thus we use the real RAM model with an additional floor function as atomic operation. The same model was assumed in the open problem stated by Rao and Smith [RS98] regarding linear time computation and in the linear time algorithm of Bartal and Gottlieb [BG13].¹ Similar to [BG13], our algorithm uses only a limited amount of the power offered by the model. The Gap-ETH hardness due to Kisfaludi-Bak, Nederlof, and Węgrzycki [KNW21] extends to that model. See Appendix A for details.*

1.1 Preliminaries and Previous Techniques

Let $P \subseteq \mathbb{R}^2$ denote a set of n points. By preprocessing the input instance, we may assume that $P \subseteq \{0, \dots, L\}^2$ for some integer $L = O(n/\varepsilon)$ that is a power of 2. This preprocessing step can be done in $O(n)$ time [BG13].

For a segment I in \mathbb{R}^2 , let $\text{length}(I)$ denote the length of I . For any path π of points x_1, x_2, \dots, x_m in \mathbb{R}^2 where $m \in \mathbb{N}$, define $\text{cost}(\pi) = \sum_{i=1}^{m-1} \text{dist}(x_i, x_{i+1})$. We say that π is a *tour* if $x_1 = x_m$.

Let OPT denote an optimal tour on P . Let opt denote $\text{cost}(\text{OPT})$.

¹Theorem I.1 of [BG13] uses the integer RAM model but requires additional assumptions.

1.1.1 Dissection and Quadtree

We follow the notations in [KNW21]. Let $d \geq 2$ be a constant. We pick $a_1, \dots, a_d \in \{1, \dots, L\}$ independently and uniformly at random and define $\mathbf{a} := (a_1, \dots, a_d) \in \{0, \dots, L\}^d$. Consider the hypercube

$$C(\mathbf{a}) := \bigtimes_{i=1}^d [-a_i + 1/2, 2L - a_i + 1/2].$$

Note that $C(\mathbf{a})$ has side length $2L$ and each point from P is contained in $C(\mathbf{a})$ since $P \subseteq \{0, \dots, L\}^d$.

We define the *dissection* $D(\mathbf{a})$ of $C(\mathbf{a})$ to be a tree constructed recursively, where each vertex is associated with a hypercube in \mathbb{R}^d . The root of the tree is associated with $C(\mathbf{a})$. Each non-leaf vertex of the tree that is associated with a hypercube $\times_{i=1}^d [l_i, u_i]$ has 2^d children with which we associate hypercubes $\times_{i=1}^d I_i$, where I_i is either $[l_i, (l_i + u_i)/2]$ or $[(l_i + u_i)/2, u_i]$. Each leaf vertex of the tree is associated with a hypercube of unit length.

A *quadtree* is obtained from $D(\mathbf{a})$, except we stop the recursive partitioning as soon as the associated hypercube of a vertex contains at most one point from P . Each hypercube associated with a vertex in the quadtree is called a *cell*. We say that a cell C is *redundant* if it has a child that contains the same set of input points as the parent of C . A redundant path is a maximal ancestor-descendant path in the tree whose internal vertices are redundant. The *compressed quadtree* is obtained from the quadtree by removing all the empty children of redundant cells and replacing the redundant paths with edges. In the resulting tree some internal cells may have a single child; we call these *compressed cells*. It is well-known that compressed quadtrees have $O(n)$ vertices, see, e.g., [BG13].

1.1.2 Approach of Arora [Aro98]

In the quadtree decomposition, each side of a cell has $O((\log n)/\varepsilon)$ equidistant *portals*.

Lemma 2 (Arora's Patching Lemma, [Aro98]). *Let I be any line segment and π be a closed path that crosses I at least thrice. Then there exist line segments on I whose total length is at most $6 \cdot \text{length}(I)$ and whose addition to π changes it into a closed path π' that crosses I at most twice.*

Using Lemma 2, Arora prove a structure theorem, which states that there is a near-optimal tour that crosses each side of a cell $O(1/\varepsilon)$ times and only through portals. While such a near-optimal tour does not necessarily exist for a fixed quadtree, a randomly shifted quadtree works with high probability. Thus the algorithm first computes a randomly shifted quadtree, and then apply a dynamic program to compute the best solution satisfying the properties in the structure theorem.

1.1.3 Approach of Kisfaludi-Bak, Nederlof, and Węgrzycki [KNW21]

To achieve Gap-ETH tight running time, Kisfaludi-Bak, Nederlof, and Węgrzycki introduce a powerful technique of the *sparsity-sensitive patching*: for a side of a cell that is crossed by a tour at $1 < k \leq O(1/\varepsilon)$ crossings, modify the tour by mapping each crossing to the nearest portal from the set of $g(k)$ equidistant portals. Here $g(k) = \Theta(1/(\varepsilon^2 k))$ is a granularity parameter that depends on k .

Kisfaludi-Bak, Nederlof, and Węgrzycki analyze the patching cost $\alpha_i(x)$ for a crossing x on a line h of level i as follows:

$$\alpha_i(x) = \begin{cases} \text{pro}(x), & \text{if } \text{pro}(x) \leq \frac{L}{2^i r} \\ \left(\frac{L}{2^i r}\right)^2 \frac{1}{\text{pro}(x)}, & \text{if } \text{pro}(x) > \frac{L}{2^i r}, \end{cases}$$

where $r = O(1/\varepsilon)$ and $\text{pro}(x)$ is the distance between x and the previous crossing on line h . The above property on $\alpha_i(x)$ is key to show that the sparsity-sensitive patching leads to a near-optimal solution.

Applying the sparsity-sensitive patching has a condition: the number of crossings k is such that $k \neq 1$. This condition is necessary: when $k = 1$, Kisfaludi-Bak, Nederlof, and Węgrzycki provide an example showing that moving the single crossing to the closest portal does not lead to a near-optimal solution. To deal with single crossings, their approach is to make use of a spanner. The $O(n \log n)$ running time in [KNW21] is due to the computation of the spanner. Kisfaludi-Bak, Nederlof, and Węgrzycki raised an open question whether it is possible to improve the running time by a factor of $\log n$ by using some new ideas to handle single crossings.

In our work, we answer their open question positively for TSP in \mathbb{R}^2 . See Section 1.2 for an overview of our approach.

1.1.4 Linear-time 2-approximation by Bartal and Gottlieb [BG13]

One step in our approach requires computing a 2-approximate solution. This can be achieved in $O(n)$ time, by setting $\varepsilon = 1$ in the main result of Bartal and Gottlieb [BG13]:

Lemma 3 (corollary of Bartal and Gottlieb [BG13]). *There is randomized 2-approximation algorithm for the TSP in \mathbb{R}^2 that runs in time $O(n)$ in the real-RAM model with atomic floor or mod operations.*

1.1.5 Portals

Definition 4 (grid). For a segment F and an integer m , let $\text{grid}(F, m)$ denote an m -regular set of portals on F .

Note that $\text{grid}(F, m)$ contains the two endpoints of F .

The following function $g(k)$ computes the number of portals to place on a side, given the number k of crossing points on that side.

Definition 5 (adaptation from [KNW21]). Let r be a positive integer. For a positive integer k , let q denote the smallest integer such that $q \geq r^2/(4k)$. Let p denote the smallest integer power of 2 such that $p \geq q$. Then we define $g(k) := p$.

1.2 Overview of Our Methods

In this section, we give an overview of our methods in the proof of Theorem 1.

Our approach is based on the approach of Kisfaludi-Bak, Nederlof, and Węgrzycki [KNW21] and uses several new ideas. To improve upon [KNW21], a main difficulty is to deal with the single crossing case, i.e., when a side has a single crossing with a tour, see Section 1.1.3. That is the reason why the running time in [KNW21] requires a factor $\log(n)$. In order to get rid of the $\log(n)$ factor, we deal with the single crossing case in a new way.

We start by computing a 2-approximate solution T in linear time, using an algorithm of Bartal and Gottlieb [BG13], see Section 1.1.4. The solution T helps us in dealing with single crossings.

1.2.1 New set of portals

We define a new set of portals for each side F , consisting of the portals in [KNW21], plus possibly an additional point, which is a crossing between T and F if exists.² See Definition 6.

²When T and F has multiple crossings, an arbitrary crossing would work.

Definition 6. Let $r = O(1/\varepsilon)$. We say that a side F of a cell is *T-crossing* if T crosses F through at least one point. If F is *T-crossing*, we let x_F denote an *arbitrary* crossing point between F and T . For a positive integer k , define

$$Z(F, k) := \begin{cases} \text{grid}(F, g(k)) \cup \{x_F\}, & \text{if } F \text{ is } T\text{-crossing;} \\ \text{grid}(F, g(k)), & \text{otherwise,} \end{cases}$$

where the function g and grid are defined in Section 1.1.5.

1.2.2 r -basic Tour

We introduce a new notion of *r-basic* tour (Definition 7), which is analogous to *r-simple* tour in [KNW21]. At a high level, a tour that respects the portals in Definition 6 is called *r-basic*. For purely technical reasons, we will define $\text{AC}(\pi, C)$ to be a *subset* of the crossings between a tour π and the boundary of a cell C as follows. For a tour π and a cell C , let I_0 denote the set of curves obtained by restricting π to the interior of C . Let $I \subseteq I_0$ be the set of curves $Q \in I_0$ such that Q visits *at least one* input point from P . Let $\text{AC}(\pi, C)$ denote the (multi-)set of points consisting of the two endpoints of all curves in I . Note that when every curve in I_0 visits some point from P , then $\text{AC}(\pi, C)$ is simply the set of crossings between π and the boundary of C .

Definition 7 (*r-basic*). We say that a tour π is *r-basic* if for every side F of a cell C in $D(\mathbf{a})$, we have $\text{AC}(\pi, C) \cap F \subseteq Z(F, |\text{AC}(\pi, C) \cap F|)$. Moreover, every element in $\text{AC}(\pi, C)$ has multiplicity at most 2.

1.2.3 Structure Theorem

We prove a structure theorem (Theorem 8), which shows the existence of an *r-basic* solution that is near optimal.

Theorem 8 (Structure Theorem). *Let P be a set of n points in \mathbb{R}^2 . Let \mathbf{a} be a random shift. For any large enough integer r , there is an *r-basic* tour OPT' on $P \subseteq \mathbb{R}^2$ such that*

$$\mathbb{E}_{\mathbf{a}}[\text{cost}(\text{OPT}')] \leq (1 + O(1/r)) \cdot \text{opt}.$$

The proof of the Structure Theorem is a main novelty in this paper. In the rest of this section, we sketch high level ideas of the proof.

To begin with, when F has a single crossing with OPT and a crossing with T , then we move the crossing of OPT to the crossing of T . We can show that this cost is negligible (Lemma 12). Therefore, the non-trivial remaining case is when F has a single crossing with OPT but no crossing with T . We call such a side F *interesting*.

A crucial observation is that, when F is interesting, we are able to afford moving the single crossing between F and OPT to the closest portal. This is proved in Lemma 14, which is our main technical contribution. To show Lemma 14, for each edge $e \in \text{OPT}$, we analyze the cost due to its crossings with interesting sides.

For interesting sides that are shorter than the longest side crossing e , we analyze the cost using the notion of *active* crossings and by considering horizontal connections and vertical connections simultaneously, see Section 2.4.

For the longest interesting side crossing e , we bound the connection cost in a creative way. To begin with, we define *badly cut* edges (Definition 16). This definition is inspired by Cohen-Addad [CA20]. Our analysis on badly cut edges is completely different from [CA20]. We now sketch

high level ideas of our analysis. The non-trivial case is when a badly cut edge e crosses an interesting side. In this case, we distinguish whether e is *critical* (Fig. 3) or *non-critical* (Fig. 4), depending on which sides of the cell has connections in T with the endpoints of e . For critical edges, our analysis (Lemma 19) is based on [KNW21] and uses several new ingredients. To prove Lemma 19, first, we observe that, in [KNW21], a single crossing is problematic because the *proximity* $\text{pro}(x)$ of that crossing may be arbitrarily large. To overcome that difficulty, we show that for a *critical* edge, the proximity of a crossing on a *perpendicular* side is bounded. Cares are needed, because in [KNW21], for a single crossing x along a side, the value $\alpha_i(x)$ is undefined. We define that value to be the interportal distance with small probability, by analyzing horizontal and vertical lines simultaneously. This is in contrast to the analysis in [KNW21] that is only on horizontal lines or only on vertical lines. Finally, for non-critical edges, we bound their connection cost using an elementary but delicate argument, see Lemma 20.

The complete proof of the Structure Theorem is given in Section 2 .

1.2.4 Algorithm

From the Structure Theorem, in order to compute a near-optimal solution, it suffices to compute an optimal r -basic solution using a standard dynamic program discussed in Section 3.

The description of our algorithm for Theorem 1 is given in Algorithm 1.

Algorithm 1 Algorithm for TSP in the Euclidean plane

- 1: Compute a 2-approximate solution T according to Lemma 3
 - 2: Pick a random shift \mathbf{a} and compute a compressed quadtree from the dissection $D(\mathbf{a})$
 - 3: **for** each side F of each cell C **do**
 - 4: **if** F is T -crossing **then**
 - 5: $x_F \leftarrow$ an *arbitrary* crossing point between T and F
 - 6: Use a dynamic program to compute an optimal r -basic solution.
-

The running time analysis of Algorithm 1 is given in Section 4.

Theorem 1 follows.

Open problem. It is an interesting open question whether our approach can be extended to achieve a linear-time Gap-ETH tight approximation scheme in d dimension, for fixed constant d .

2 Proof of the Structure Theorem

Let $S = \text{OPT} \cup T$. For simplicity, we assume that h is a horizontal line, and $c_1 < c_2 < \dots < c_k$ are the x -coordinates of the k crossings between S and h . We define the *proximity* of the j -th crossing as $\text{pro}_S(c_j) = c_j - c_{j-1}$ for $j > 1$ and we let $\text{pro}_S(c_1) = \infty$.

Let C be a cell. Let F be a side of C . We say that a crossing between S and F is *active* if it belongs to $\text{AC}(\text{OPT}, C)$, and *inactive* otherwise. Active crossings are the points that need to be “moved” so as to modify OPT into an r -basic solution OPT' . Inactive crossings are never moved.³

³Inactive crossings are useful to create connections when moving active crossings in Step 3 of the construction as well as to bound the total cost of moving active crossings in the analysis (Section 2.4). The distinction between active crossings and inactive crossings is a purely technical consideration.

2.1 Construction

We start from an optimal solution OPT .

For each side F of each cell, we apply the following steps:

1. Let N_S be the set of “near” crossings, that is, N_S is the set of crossings between S and F satisfying $\text{pro}_S(x) \leq \frac{L}{2^i \cdot r}$, where i is the level of the line of F in the dissection.
2. Let G_S be the set of remaining crossings between S with F .
3. Create a set of line segments PF_F by connecting each vertex from N_S to its successor.
4. For each line segment $\eta \in \text{PF}_F$ that contains at least one active crossing:
 - Let x denote the (only) point on η that belongs to G_S ;
 - Connect x to the closest point in $Z(F, |G_S|)$;
5. Apply the patching lemma of Arora (Lemma 2) to each line segment $\eta \in \text{PF}_F$ that contains at least one active crossing, so that F is crossed by active crossings only at points of $Z(F, |G_S|)$, and at most twice at each of these points.

Let OPT' be the resulting solution.

2.2 Feasibility

Lemma 9. *OPT' is an r -basic solution.*

Proof. Consider any side F of any cell C such that $\text{AC}(\text{OPT}, C) \cap F \neq \emptyset$. If $|G_S| = 1$, then $\text{AC}(\text{OPT}', C)$ contains a single element on F , and that element belongs to $Z(F, 1)$. The claim follows. If $|G_S| \geq 2$, let $G' \subseteq G_S$ denote the set of points in G_S whose corresponding line segment contains at least one active crossing in OPT . Then $|\text{AC}(\text{OPT}', C) \cap F| = |G'| \leq |G_S|$. Since $g(\cdot)$ is a non-increasing function and the values of $g(\cdot)$ are powers of 2, we have $g(|G'|)$ is an integer multiple of $g(|G_S|)$. Therefore, $Z(F, |G'|) \supseteq Z(F, |G_S|)$. By construction, each point in $\text{AC}(\text{OPT}', C) \cap F$ belongs to $Z(F, |G_S|)$, thus belongs to $Z(F, |G'|)$. Since $|\text{AC}(\text{OPT}', C) \cap F| = |G'|$, the claim follows. \square

2.3 Cost Analysis

In this section, we show the following lemma.

Lemma 10. *The total connection cost in the construction is $O(1/r) \cdot \text{opt}$.*

To prove Lemma 10, first, we use a result from [KNW21].

Lemma 11 (adaptation from [KNW21]). *The total connection cost in Step 3 of the construction is $O(1/r) \cdot \text{opt}$. The total connection cost over all sides F of all cells C such that $|G_S| \geq 2$ in Step 4 of the construction is $O(1/r) \cdot \text{opt}$.*

Proof. The proof is identical to the proof of Theorem III.3 in [KNW21], except that we replace OPT in [KNW21] by $S = \text{OPT} \cup T$. Note that $Z(F, |G_S|) \supseteq \text{grid}(F, g(|G_S|))$. Thus by [KNW21], each of the two costs in the claim is $O(1/r) \cdot \text{cost}(S) = O(1/r) \cdot (\text{cost}(\text{OPT}) + \text{cost}(T)) = O(1/r) \cdot 3 \cdot \text{opt}$, since T is a 2-approximate solution. \square

Next, for all sides F of all cells C such that $|G_S| = 1$, we bound the total connection cost in Step 4 of the construction. Let F be a side of a cell C such that $|G_S| = 1$. Let x be the only element in G_S .

If F is T -crossing, the cost of connecting x to the closest point in $Z(F, 1)$ is at most the cost of connecting x to x_F , since $x_F \in Z(F, 1)$. Since $|G_S| = 1$, x and x_F are considered as “near” crossings on F in the construction. By Lemma 11, the overall cost of connecting “near” crossings is $O(1/r) \cdot \text{opt}$, hence the following bound.

Lemma 12. *The total connection cost over all sides F of all cells C such that $|G_S| = 1$ and F is T -crossing in Step 4 of the construction is $O(1/r) \cdot \text{opt}$.*

It remains to consider sides F such that $|G_S| = 1$ and F is not T -crossing. We call such sides *interesting*.

Definition 13 (interesting). Let F be a side of a cell. We say that F is *interesting* if $|G_S| = 1$ and F is not T -crossing.

The key to our analysis is the next lemma.

Lemma 14. *The total connection cost over all interesting sides F of all cells C in Step 4 of the construction is $O(1/r) \cdot \text{opt}$.*

Before proving Lemma 14, first we observe that Lemma 14 implies Lemma 10 immediately:

Proof of Lemma 10. The claim follows from Lemmas 11, 12 and 14. \square

It remains to prove Lemma 14. The proof of Lemma 14 is based on Lemma 15.

Lemma 15. *For any edge e , let i_e denote the smallest level of a side that intersects e . We define $h(e)$ as follows:*

$$h(e) := \begin{cases} \frac{L}{2^{i_e} \cdot g(1)}, & \text{if } e \text{ crosses an interesting side at level } i_e; \\ 0, & \text{otherwise.} \end{cases}$$

Then we have

$$\sum_{e \in \text{OPT}} h(e) = O(1/r) \cdot \text{opt}.$$

In Section 2.4, we prove Lemma 14 using Lemma 15. In Section 2.5, we prove Lemma 15.

2.4 Proof of Lemma 14 using Lemma 15

Consider any edge $e \in \text{OPT}$. Let \mathcal{F}_e denote the set of all interesting sides F of all cells C such that F has an active crossing with e . Let W_e denote the total connection cost over all sides $F \in \mathcal{F}_e$ in Step 4 of the construction. It suffices to show that $\sum_{e \in \text{OPT}} W_e = O(1/r) \cdot \text{opt}$.

Observe that every $F \in \mathcal{F}_e$ is of level at least i_e . Since the sides in \mathcal{F}_e have active crossings with e , for each level $i \geq i_e$, \mathcal{F}_e contains at most two sides of level i . This is because, if the intersection between a cell and e is a straight segment, then the crossings with the sides of the cell are not active. Therefore, the cells whose sides contain active crossings with e must either contain u but not v ; or contain v but not u . At each level $i \geq i_e$, there is at most one cell that contains u but not v , and at most one cell that contains v but not u . Thus \mathcal{F}_e contains at most two sides of level i .

For simplicity, we assume that $e \in \text{OPT}$ crosses a vertical side of level i_e , where F_e denote this vertical side. The analysis for $e \in \text{OPT}$ that crosses a horizontal side of level i_e is analogous.

We decompose W_e into the sum of the following three parts:

- $W_e^{(0)}$: the connection cost at F_e if $F_e \in \mathcal{F}_e$; and 0 otherwise.
- $W_e^{(1)}$: the total connection cost at all sides $F \in \mathcal{F}_e$ of level at least $\log \frac{L}{r \cdot \text{length}(e)}$.
- $W_e^{(2)}$: the total connection cost at all sides $F \in \mathcal{F}_e$ of level less than $\log \frac{L}{r \cdot \text{length}(e)}$ s.t. $F \neq F_e$.

First, observe that $W_e^{(0)} \leq \frac{L}{2^{i_e} \cdot g(1)}$ if F_e is interesting; and $W_e^{(0)} = 0$ otherwise. Thus $W_e^{(0)} \leq h(e)$.

Next, we analyze $W_e^{(1)}$. Since for each level i , \mathcal{F}_e contains at most 2 sides of level i , we have

$$W_e^{(1)} \leq 2 \cdot \sum_{i \geq \log \frac{L}{r \cdot \text{length}(e)}} \frac{L}{2^i \cdot g(1)} < \frac{4r \cdot \text{length}(e)}{g(1)} \leq \frac{16 \cdot \text{length}(e)}{r},$$

where the last inequality follows from $g(1) \geq r^2/4$.

Finally, we analyze $W_e^{(2)}$. Consider a side $F \in \mathcal{F}_e$ such that the connection cost at F contributes to $W_e^{(2)}$. We assume that F is not a segment on F_e (otherwise, the crossing between F and e would be the same point as the crossing between F_e and e). Since F has a level of less than $\log \frac{L}{r \cdot \text{length}(e)}$, we have $\text{length}(F) > r \cdot \text{length}(e) > 2 \cdot \text{length}(e)$, assuming $r > 2$. Using all of the facts that F_e intersects e , F intersects e , $\text{length}(F) \geq 2 \cdot \text{length}(e)$, F is not a segment on F_e , both F and F_e are sides in the dissection, we conclude that F must be a horizontal side whose right endpoint is on F_e , see Fig. 1. Let A denote the right endpoint of F . Let B denote the intersection point between e and F . The distance between A and B is at most $\text{length}(e)$. Since $A \in Z(F, 1)$, the distance between B and the closest point in $Z(F, 1)$ is at most $\text{length}(e)$. For each level $i < \log \frac{L}{r \cdot \text{length}(e)}$, the probability that e cuts a horizontal side of level i is at most $\frac{\text{length}(e)}{L/2^i}$. Thus

$$W_e^{(2)} \leq 2 \cdot \text{length}(e) \cdot \sum_{i < \log \frac{L}{r \cdot \text{length}(e)}} \frac{\text{length}(e)}{L/2^i} < \frac{4 \cdot \text{length}(e)}{r}.$$

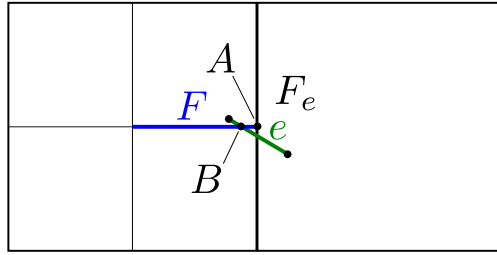


Figure 1: The distance between the point A and the point B is at most $\text{length}(e)$.

Therefore,

$$W_e = W_e^{(0)} + W_e^{(1)} + W_e^{(2)} \leq h(e) + (20/r) \cdot \text{length}(e).$$

Summing over all edges $e \in \text{OPT}$, the overall connection cost in the claim is at most

$$\sum_{e \in \text{OPT}} h(e) + (20/r) \cdot \text{length}(e).$$

By Lemma 15,

$$\sum_{e \in \text{OPT}} h(e) = O(1/r) \cdot \text{opt}.$$

The claim follows.

2.5 Proof of Lemma 15

For simplicity, assume that h is a horizontal line. Let i denote the level of h . Let $a \in \{1, \dots, L\}$ denote the random shift that decides the levels of *vertical* lines. Note that i and a are independent. The following definition of $\beta_{i,a}(x)$ is inspired by $\alpha_i(x)$ from [KNW21].

For each crossing point x between S and h , for each integer $i \in \mathbb{N}$, and for each integer $a \in \{1, \dots, L\}$, we define $\beta_{i,a}(x)$ as follows:

- If $\text{pro}_S(x) > \frac{L}{2^{i_r}}$, then

$$\beta_{i,a}(x) := 8 \cdot \left(\frac{L}{2^{i_r}} \right)^2 \frac{1}{\text{pro}_S(x)}.$$

- If $\text{pro}_S(x) \leq \frac{L}{2^{i_r}}$, then

$$\beta_{i,a}(x) := \begin{cases} \frac{L}{2^{i_r} \cdot g(1)}, & \text{if } [-a + x^{(1)} - \text{pro}_S(x), -a + x^{(1)}] \text{ contains an integer multiple of } L/2^i \\ \text{pro}_S(x), & \text{otherwise,} \end{cases}$$

where $x^{(1)}$ denotes the horizontal coordinate of the point x .

Definition 16 (badly cut). We say that an edge e is *badly cut* if $\text{length}(e) < L/(2^{i_e} \cdot r)$.

For edges $e \in \text{OPT}$ that are not badly cut, $h(e)$ is at most $O(1/r) \cdot \text{length}(e)$, so the sum of $h(e)$ over those edges is at most $O(1/r) \cdot \text{opt}$.

Let $X \subseteq \text{OPT}$ denote the set of edges $e \in \text{OPT}$ such that e crosses an interesting side of level i_e and e is badly cut. It remains to analyze the edges in X .

We observe that e crosses either 1 or 2 sides of level i_e . To simplify the presentation, we first assume that e crosses only 1 side of level i_e . The analysis when e crosses 2 sides of level i_e is similar, see Section 2.5.3.

For simplicity, we assume that the side of level i_e that is crossed by e is a vertical side; letting F_e denote this side. Let C_1 denote the left cell, and let C_2 denote the right cell. Let u (resp. v) be the endpoint of e that belongs to C_1 (resp. C_2). By symmetry we may assume without loss of generality that the crossing between e and F_e is located above of the midpoint of F_e . See Fig. 2.

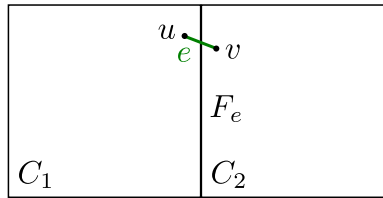


Figure 2: The edge e crosses the side F_e .

Definition 17 (critical edges and non-critical edges). We say that an edge $e \in X$ is *critical* if T contains a connection in C_1 between the top side of C_1 and u , and T contains a connection in C_2 between the top side of C_2 and v . Otherwise, we say that e is *non critical*. Let $\text{CE} \subseteq X$ denote the set of critical edges $e \in X$. Let $\text{NCE} \subseteq X$ denote the set of non-critical edges $e \in X$.

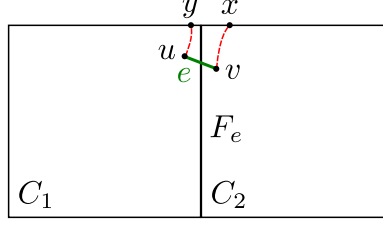


Figure 3: The edge e is critical. The dashed red lines depict sub-paths of T .

We bound the total cost for critical edges and the total cost for non-critical edges in the next two subsections.

2.5.1 Bounding the cost for critical edges

Lemma 18. *Let e be a critical edge. Let y and x be the crossings between T and the top sides (see Fig. 3). Then $\beta_{i_e, a}(x) \geq h(e)$.*

Proof. There are two cases.

Case 1: when $L/(2^{i_e} \cdot r) < \text{pro}_S(x) < 2 \cdot (L/2^{i_e})$. Using that $g(1) \geq r^2/4$, we have

$$\beta_{i_e, a}(x) = 8 \cdot \left(\frac{L}{2^{i_e} \cdot r} \right)^2 \frac{1}{\text{pro}_S(x)} \geq \frac{4}{r^2} \cdot \frac{L}{2^{i_e}} \geq \frac{L}{2^{i_e} \cdot g(1)} = h(e).$$

Case 2: when $\text{pro}_S(x) \leq L/(2^{i_e} \cdot r)$. Observe that the segment xy is cut by a level i_e vertical line. This implies that $[-a + x^{(1)} - \text{pro}_S(x), -a + x^{(1)}]$ contains an integer multiple of $L/2^{i_e}$. Thus by the definition of $\beta_{i_e, a}(x)$, we have

$$\beta_{i_e, a}(x) = \frac{L}{2^{i_e} \cdot g(1)} = h(e).$$

□

Lemma 19.

$$\sum_{e \in \text{CE}} h(e) \leq O(1/r) \cdot \text{opt.}$$

Proof. From Lemma 18, for each $e \in \text{CE}$, we charge $h(e)$ to $\beta_{i_e, a}(x_e)$, where x_e is the point x defined w.r.t. e . For fixed i, a, x , we observe that $\beta_{i, a}(x)$ can be charged by at most one edge $e \in \text{CE}$, because we are in the single crossing case.⁴

Next, for fixed i and x , we analyze $\mathbb{E}_a[\beta_{i, a}(x)]$ by relating it to $\alpha_i(x)$ defined in [KNW21] (see also Section 1.1.3). When $\text{pro}_S(x) > \frac{L}{2^i \cdot r}$, we have

$$\mathbb{E}_a[\beta_{i, a}(x)] = 8 \cdot \alpha_i(x).$$

⁴Technically, there can be more than one edge $e \in \text{CE}$ that crosses at that single crossing. But those crossings must be “near” crossings, and are thus combined into a single crossing. So we only need to charge $\beta_{i, a}(x)$ once to pay the connection of moving that single crossing to the closest portal.

When $\text{pro}_S(x) \leq \frac{L}{2^{i \cdot r}}$, since a is independent of i , the probability that $[-a + x^{(1)} - \text{pro}_S(x), -a + x^{(1)}]$ contains an integer multiple of $L/2^i$ is $\frac{\text{pro}_S(x)}{L/2^i}$. Thus

$$\begin{aligned} \mathbb{E}_a[\beta_{i,a}(x)] &= \frac{\text{pro}_S(x)}{L/2^i} \cdot \frac{L}{2^i \cdot g(1)} + \left(1 - \frac{\text{pro}_S(x)}{L/2^i}\right) \text{pro}_S(x) \\ &< \left(1 + \frac{1}{g(1)}\right) \cdot \text{pro}_S(x) \\ &\leq \left(1 + \frac{4}{r^2}\right) \cdot \text{pro}_S(x) \\ &= \left(1 + \frac{4}{r^2}\right) \cdot \alpha_i(x). \end{aligned}$$

So in both cases, $\mathbb{E}_a[\beta_{i,a}(x)] \leq 8 \cdot \alpha_i(x)$.

Thus the total patching cost is at most 8 times the total patching cost in [KNW21], which is $O(1/r) \cdot \text{opt}$. \square

2.5.2 Bounding the cost for non-critical edges

Let e be a non-critical edge. From the definition, either (1) T has no connection in C_1 between the top side of C_1 and u , or (2) T has no connection in C_2 between the top side of C_2 and v . For simplicity, we assume the former case. Since T does not have any crossing with F_e , we are left with the three subcases depicted in Fig. 4. We say that a cell C_1 is a non-critical cell, if the right boundary of C_1 is crossed by a non-critical edge.

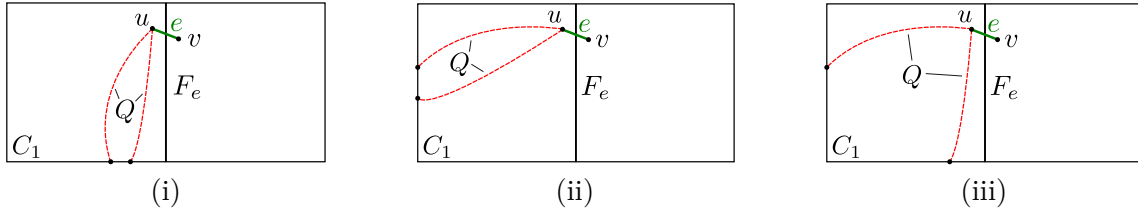


Figure 4: The edge e is non critical. The three figures show all possibilities of how the sub-path Q of T within cell C_1 can cross the boundary of C_1 .

We first give an intuition on how to handle non-critical edges. Let C_1 be a non-critical cell. Let Q be the sub-path of T within C_1 . Let Q' denote be the straight segment connecting the two endpoints of Q . Define

$$\Delta := \text{length}(Q) - \text{length}(Q').$$

By assumption, the crossing between e and F_e is above the midpoint of F_e . Since $\text{length}(e) < L/(2^{i_e} \cdot r)$, one can show that $\Delta > \gamma \cdot L/2^{i_e}$ for some absolute constant $\gamma > 0$. This observation allows us to charge $h(e)$ to Δ . To analyze the total charge, we consider the cells in the bottom up order. When moving one level up in the dissection, we replace Q by Q' , so that we do not double charge the solution T . This argument leads to the following Lemma 20. The formal proof of Lemma 20 is elementary but delicate.

Lemma 20. *For r sufficiently large,*

$$\sum_{e \in \text{NCE}} h(e) \leq O(1/r) \cdot \text{opt}.$$

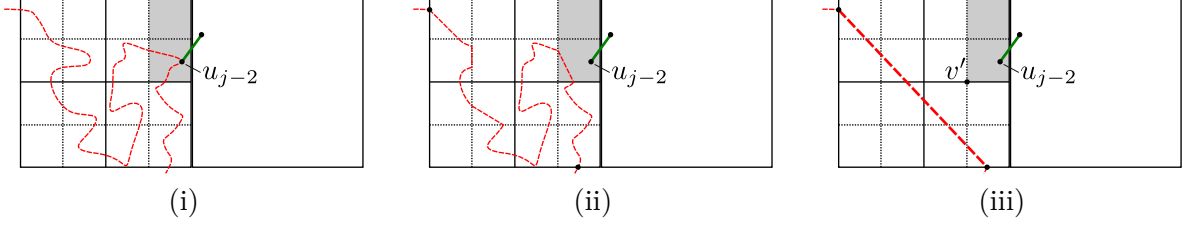


Figure 5: (i) There are two level- $(j-2)$ cells drawn beside each other. The left cell is non-critical and separated into 16 level- j cells (tiles). The top-right cells D_{j-2}^1 and D_{j-2}^2 are marked gray. The red dashed line is T_{j+2} . (ii) The non-critical cells from level j have been shortcut: the red dashed line is T_j . While u_{j-2} is not visited anymore, its cell is crossed. (iii) The thick dashed red line is Q'_j , the shortcut of the level- $(j-2)$ cell.

Proof. Let $\mathcal{C}_{\text{even}}$ be the set of cells with even levels, and \mathcal{C}_{odd} the set of cells with odd levels. Let \mathcal{C} be one of the two sets and let j_{\max} be the largest level of cells in \mathcal{C} . We consider the cells in \mathcal{C} in the bottom up order. We start with processing all cells of level j_{\max} , we then continue with all cells of level $j_{\max} - 2$ and so on.

For a non-critical level- j cell C , in the following we will use the following notation (without explicitly repeating the relation to C). Let $e_j = \{u_j, v_j\}$ be the non-critical edge for C . Let Δ_j be the amount of charge assigned to C due to shortcutting T . Let T_j be T after all the shortcuts for cells of levels at least j have been applied. We tile C with 16 square of side length $L/2^{j+2}$ each. Let D_j^1 be the tile that is both top-most and right-most. Let D_j^2 be the tile right under D_j^1 . Intuitively, the tiles correspond to level- $(j+2)$ sub-cells.

In our construction, we will maintain the following invariant (see also Fig. 5):

Invariant: Within a non-critical cell C , the tour T_j contains a point located in D_j^1 or in D_j^2 .

Observe that the invariant is maintained if a cell is not non-critical as we then simply skip a shortcutting step. We first inductively construct a sequence of shortcuts satisfying the invariant. We then show that the invariant leads to a sufficiently large Δ_j for each C .

In the base case, the invariant follows from the fact that $u_{j_{\max}}$ is located in $D_{j_{\max}}^1$ or $D_{j_{\max}}^2$, which in turn follows from the following more general analysis.

Let C be a level- j cell in \mathcal{C} . Since $r > 4$, u_j can only be located in a square that shares a side with $\partial(C)$, u_j has to be located within the four right-most tiles. Since e crosses the boundary of C in the upper half, the boundary crossing appears at D_j^1 or D_j^2 . For clarity of presentation, we assume that also u_j is contained in D_j^1 or D_j^2 . It is not hard to also include the case where e slightly crosses the boundary of D_j^2 , by considering three levels simultaneously instead of two and slightly relaxing the invariant.

Now suppose that the invariant is satisfied for all cells from \mathcal{C} of level at least j . Let C' be a non-critical cell from \mathcal{C} of level $j-2$, such that C is the level- j cell containing u_{j-2} .

We then shortcut T_j to T_{j-2} as follows. Let Q_j be the sub-path of T_j within C' . Then Q_j starts at the point u'_j and ends at the point u''_j . We then obtain T_{j-2} by replacing Q_j by a straight line Q'_j from u'_j to u''_j ; if $j-2 = j_{\max}$, Q_j is the sub-path of T within C' . Observe that a level- j shortcut is located entirely within a single level- $(j-2)$ tile. Therefore the shortcutting cannot violate the invariant.

We finish the proof by showing that $\Delta_j := \text{length}(Q_j) - \text{length}(Q'_j) \geq \gamma L/2^j$ for a constant $\gamma > 0$. Let v be a point of Q_j within D_j^1 or D_j^2 . Then the length of Q_j is at least $\text{length}(\{u'_j, v\}) + \text{length}(\{u''_j, v\})$. To lower-bound the angle between $\{u'_j, u''_j\}$ and these edges, we consider the

lower-left corner of D_j^2 which we call v' .

Simple arithmetic shows that the distance between Q'_j and v' is a constant $\gamma' > 0$. As no other feasible option for Q'_j can get closer to v , we conclude that there is a constant $\gamma'' > 0$ such that $\Delta_j \geq \gamma'' \cdot L/2^{j-2}$. \square

2.5.3 When e crosses two sides

When e crosses two sides of level i_e as depicted in Fig. 6, we apply a similar analysis. Suppose $e = \{u, v\}$ crosses the bottom of cell C_1 and in addition, the bottom of C_1 is not T -crossing. Using the same analysis as before, in cell C_1 , in order for T to visit u , if up-u-up, right-u-right, or up-u-right, then we are done. In the remaining cases, there must be a connection in T between left of C_1 and u . Let x be the endpoint of that connection on the left of C_1 . Let y be the crossing between the edge $\{u, v\}$ and the vertical line. Similarly as before, we charge $h(e)$ using $\beta_{i,a}(x)$ defined w.r.t. $\text{OPT} \cup T$.

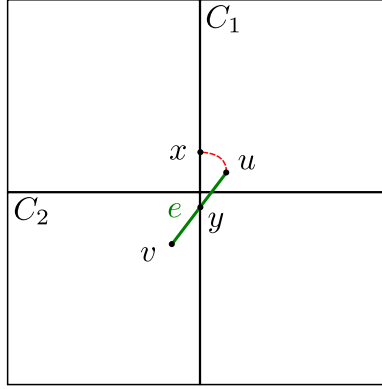


Figure 6: An edge e that crosses two sides of level i_e .

2.6 Proof of the Structure Theorem

The Structure Theorem follows directly from Lemmas 9 and 10.

3 Dynamic Program

We apply dynamic programming in order to obtain a tour of cost $O(1 - \epsilon)\text{opt}$ with high probability, in time $2^{O(1/\epsilon)}n$. The basic idea of the DP is the same as the original idea of Arora [Aro98]. Our computations, however, have to be done with respect to the compressed quadtree $\text{CQT}(P, \mathbf{a})$. We note that already the result of Bartal and Gottlieb [BG13] is based on compressed quadtrees, but their dependence on ϵ leave more slack. Therefore the computations are easier and in fact, they do not explicitly elaborate the precise algorithm. As [KNW21], our result requires a fine-grained approach. The two main differences of our DP compared to the one of [KNW21] are that we do not have to handle single crossings separately and that instead, we have to handle direct boundary crossings independently. For completeness we therefore provide a full proof. We start with an informal elaboration of the dynamic program (DP). Afterwards, we formalize the DP.

Our first step is to add dummy cells to our compressed quadtree. Let v be a vertex of $\text{CQT}(P, \mathbf{a})$, where v contains the cell C . Let C_1, \dots, C_4 be the four sub-cells in the uncompressed quadtree $\text{QT}(P, \mathbf{a})$. For those cells that also have vertices in $\text{CQT}(P, \mathbf{a})$, we do not change anything. However,

if a cell C_j among these is not contained in $\text{CQT}(P, \mathbf{a})$, we distinguish two cases. If there is no point from P in C_j , we add an empty dummy cell. Note that we still have to handle boundary crossings within empty cells. If C_j is not in $\text{CQT}(P, \mathbf{a})$ and not empty, the only possibility is that C_j contains another smaller *inner* cell C' from $\text{CQT}(P, \mathbf{a})$. We then add a dummy cell C_j as *outer* cell with exactly one child (the inner cell), thus subdividing an edge of $\text{CQT}(P, \mathbf{a})$. Observe that for every vertex from $\text{CQT}(P, \mathbf{a})$ we have added at most 4 new vertices. Thus the blown-up compressed quadtree still has a linear number of vertices. For ease of notation, within the remaining subsection we identify $\text{CQT}(P, \mathbf{a})$ with the blown-up quadtree.

We aim to enumerate all matchings that potentially lead to an optimal portal respecting solution. Let F be a side of the boundary $\partial(C)$ of a cell C . Depending on the number of crossings k of F , the set of portals is determined by $g(k)$ and, additionally, at most one crossing of the approximate tour T . Therefore, every combination of these parameters determines a set of portals Π .

By Definition 7, each portal of Π is crossed at most twice and for the analysis, we replace each portal by two infinitesimally close portals, each of which can be crossed at most once. The fact that we can assume an absence of edge crossings limits the number of relevant matchings per cell to $2^{O(1/\epsilon)}$ [Aro98], which enables us to enumerate all of them. We observe that the counting does not change within dummy cells, even when connecting an inner cell with an outer cell. The difference to previous approaches is that we have to take care of two types of portal crossings. The first type is a collection of paths and we refer to them as *multipath type*. Similar to [Aro98, KNW21], we formulate this as a multipath problem. Unlike previous the previous results, however, we require that each of the paths contains at least one point from P . Formally, we define our version of the multipath problem as follows.

Definition 21 (multipath). Given a cell C , a set of portals Π , and a matching M of Π . A multipath is a collection $\mathcal{P}(C, \Pi, M)$ such that

- (a) There is exactly one path in $\mathcal{P}(C, \Pi, M)$ for each $e = \{u, v\} \in M$, with the same end-points u and v .
- (b) Each path in $\mathcal{P}(C, \Pi, M)$ contains at least one point from P .
- (c) Except for the portals at the start and end of the paths, no path from $\mathcal{P}(C, \Pi, M)$ has an intersection with $\partial(C)$.
- (d) All points from P in C are contained in the paths of $\mathcal{P}(C, \Pi, M)$.

For empty cells, there are no portal crossings of the multipath type. For dummy cells with an inner cell, we have a matching between the inner- and outer portals. Intuitively, we require that the inner cell and the outer cell have matching numbers of portals of the two types and we combine the cost of the inner cell with the cost of the matching.

The second type of crossings stem from direct edges and we refer to them as *direct type*. These crossings directly connect two portals from Π . We are given the same type of input which determines the parameters C , Π , and M' , where M' is a portal matching such that M and M' are portal-disjoint. The cost of such a cell is simply $\sum_{e \in M'} \text{wt}(e)$, independent of the cells of which C is composed. We distinguish the two types because information about direct crossings may get lost in larger cells.

Combining four cell to a parent cell is similar to previous approaches, but we have to specify how to handle direct type edges. For a parent cell C , we are given a matching M of portals, as well as a second matching M' of portals meant for direct crossings; the root cell has $M' = \emptyset$. The set of edges in M' is added to the cost of C as the summ of portal distances. Observe that M and M' are required to have a disjoint set of portals. Then four sub-cells are compatible with C if for each

$e \in M$, there is a path between the ends of e (which is allowed to use both the direct edges and the multipaths), all multipath connections of the sub-cells are used (i.e., there are no disconnected points), and there is no path composed only of the direct-type edges that connects to portals in C .

3.1 The Formal Description of the DP

Given a set of portals, we define $\mathcal{M}(\Pi')$ to be the set of all non-intersecting perfect matchings on Π' . As noted by Arora [Aro98], these matchings can be interpreted as a balanced string of brackets. Therefore $|\mathcal{M}(\Pi)|$ is upper-bounded by $2^{O(|\Pi'|)}$ and we can iterate over these matchings using a simple recursive procedure.

Dummy cells. We continue with formalizing the DP for d dimensions. Let int be the set of internal vertices of $\text{CQT}(P, \mathbf{a})$. We introduce dummy cells as children of the vertices in int . Let C be the cell of vertex int . If the degree of C in $\text{CQT}(P, \mathbf{a})$ is 4, we do not add dummy cells for C . Otherwise, if C has a child C' in $\text{CQT}(P, \mathbf{a})$ such that C' is not in $\text{CQT}(P, \mathbf{a})$, either C' does not contain vertices from P or C has a child C'' in $\text{CQT}(P, \mathbf{a})$ with C'' a descendent of a cell C' . In both cases, we add C' to $\text{CQT}(P, \mathbf{a})$; in the latter case, C' becomes a vertex of degree 2 in $\text{CQT}(P, \mathbf{a})$. Since we have added at most 3 children to vertices from int and $\text{CQT}(P, \mathbf{a})$ has $O(n/\epsilon)$ vertices overall, after adding all dummy cells there are still $O(n/\epsilon)$ many vertices. We therefore may assume without loss of generality that $\text{CQT}(P, \mathbf{a})$ contains the dummy vertices.

The DP. Let $\mathbf{k} := (k_1, k_2, k_3, k_4)$, where $1 \leq k_j \leq 1/\epsilon$ for each $1 \leq j \leq 4$. A DP cell is determined by the tuple $(C, \mathbf{k}, M_1, M_2)$, where C is a cell from $\text{CQT}(P, \mathbf{a})$, each k_j in \mathbf{k} is the number of crossings of the j -th side of C , and M_1, M_2 are two vertex-disjoint matchings of the portals determined by the remaining parameters. Note that for side j , k_j determines the granularity $g(k_j)$ and therefore the set of portals in the side; the possible additional portal due to the approximate tour T is contained in the side independently of k_j . In the following, Π' denotes the set of portals determined by the DP parameters. Since $k_j \in O(1/\epsilon^2)$, the only critical parameters are the two matchings M_1 and M_2 , which we have to carefully handle with the use of representative sets. Intuitively, M_1 is a matching for direct-type portal crossings and M_2 for multipath-type portal crossings. We handle the two types separately, computing DP values $\text{DP}_1(C, \mathbf{k}, M_1)$ and $\text{DP}_2(C, \mathbf{k}, M_2)$, which then can easily be combined to a common value $\text{DP}(C, \mathbf{k}, M_1, M_2)$. We aim to compute $\text{DP}(C, \mathbf{0}, \emptyset, \emptyset)$, where C is the root of $\text{CQT}(P, \mathbf{a})$ and $\mathbf{0}$ is the all-zeros vector.

Direct-type portal crossings. As these crossings do not depend on sub-solutions, for every cell C the direct-type crossings belong to the base cases of the DP. We define $\text{DP}_1(C, \mathbf{k}, M_1) := \sum_{e \in M_1} \text{length}(e)$.

Multipath-type crossings. We first consider the case that C is a leaf-cells of $\text{CQT}(P, \mathbf{a})$. If C is a dummy cell, there are no multipath-type crossings. Thus $M_2 = \emptyset$ is the only feasible matching and

$$\text{DP}_2(C, \mathbf{k}, M_2) = 0.$$

Otherwise, C contains exactly one point from P . For each pair $u, v \in \Pi'$ with $u \neq v$, we set

$$\text{DP}_2(C, \mathbf{k}, \{\{u, v\}\}) = \text{length}(\{u, p\}) + \text{length}(\{p, v\}).$$

For all other DP cells, we construct the solution as follows. Let Π'_2 be the set of portals that form the end points of M_2 .

Suppose, C is a dummy cell that is not empty (i.e., a compressed cell). Thus C has exactly one inner cell \tilde{C} . We now specify the compatible configurations $(\tilde{C}, \tilde{\mathbf{k}}, \tilde{M}_2)$. Observe that at this point we do not have to consider direct-type crossings because C does not contain points from P outside of \tilde{C} and we therefore do not join portals from Π_2 with direct-type crossings. Let $\tilde{\Pi}$ be the set of portals determined by the parameters of the configuration of the inner cell. If $\partial(C)$ and $\partial(\tilde{C})$ intersect, we only consider configurations where Π'_2 and $\tilde{\Pi}$ match within the intersection. Furthermore, we require $|\Pi'_2| = |\tilde{\Pi}|$ as we aim to compute a bipartite perfect matching of Π'_2 and $\tilde{\Pi}$. Since again we can assume all matchings to be non-intersecting, the same counting as before applies and we only have to distinguish at most $2^{O(|\Pi'_2|)}$ many matchings. Let $\mathcal{M}(\Pi'_2, \tilde{\Pi})$ be the set of all possible such matchings. Let \mathcal{C} be the set of all configurations $(\tilde{C}, \tilde{\mathbf{k}}, \tilde{M}_2)$ for a given (C, \mathbf{k}, M_2) dummy cell. Then,

$$\text{DP}_2(C, \mathbf{k}, M_2) := \min_{\substack{(\tilde{C}, \tilde{\mathbf{k}}, \tilde{M}_2) \in \mathcal{C}, \\ M' \in \mathcal{M}(\Pi'_2, \tilde{\Pi})}} \left(\text{DP}_2((\tilde{C}, \tilde{\mathbf{k}}, \tilde{M}_2)) + \sum_{e \in M'} \text{length}(e) \right)$$

Combining the two types. Suppose C is not a dummy cell. Then C has all 4 children in $\text{CQT}(P, a)$.

Every child DP cell $(C', \mathbf{k}', M'_1, M'_2)$ is composed of a DP_1 cell (C', \mathbf{k}', M'_1) and a DP_2 cell (C', \mathbf{k}', M'_2) . As both cells have the same parameters \mathbf{k}' , they also have the same set of portals Π'' . We simply require that M'_1 and M'_2 use disjoint portals from Π'' .

In order to be compatible, the children cells have to satisfy the following properties. Let $(C', \mathbf{k}', M'_1, M'_2)$ and $(C'', \mathbf{k}'', M''_1, M''_2)$ be two children of C .

- Suppose F is a common side of C' and C'' . Then $(\Pi'_1 \cup \Pi'_2) \cap F = (\Pi''_1 \cup \Pi''_2) \cap F$ (i.e., the portals of neighboring children match).
- Suppose F' is a common segment of $\partial(C) \cap \partial(C')$. Then $(\Pi'_1 \cup \Pi'_2) \cap F' = \Pi_2 \cap F'$ (i.e., the inner portals connect to outer portals).
- Every portal in $\Pi'_1 \cup \Pi'_2$ has a path to a portal in Π_2 within the combination of children (i.e., we do not allow cycles).
- Every path formed by combining children contains at least one multipath type crossing (i.e., it collects at least one vertex from P).

Observe that combining the children determines M_2 but not M_1 .

Instead of fixing (C, \mathbf{k}, M_2) and computing a value based on the children (as we would usually do in a DP), we consider all possible combinations of children and determine if there is a parent DP cell (C, \mathbf{k}, M_2) for which they are compatible. Suppose there is more than one combination of children leading to the same parent DP cell. Then we only memorize one option of minimum weight.

We obtain the full DP cell by combining the composed cell with a direct type DP cell such that M_1 and M_2 are portal-disjoint.

Lemma 22. *The solution computed by the DP has at most the cost of the best r -basic solution.*

Proof. Let π be an optimal r -basic tour. Then, for a leaf cells C , let Π be the set of active portals crossed by π . Then, there is a configuration of C that contains all active portals and as π is non-crossing, there is a matching M_2 that reflects exactly the portal connections of π and the DP computes the cheapest possibility. The multiplicity of at most 2 is supported as we have two copies of each portal in the DP. Note that by setting $M_1 = \emptyset$, we restrict our view to tours that do not

visit any point insight of C . We now consider a cell C that is composed of 4 smaller cells. Note that the use of dummy-cells allows us to use exactly 4 children cells without influencing the optimality of the solution. As we allow type M_1 matchings to be added independently of type M_2 matchings, we can stitch together the 4 parts of π within the 4 children. Here, M_1 takes the role to directly connect active portals which is needed to complete the tour connection to the active portals of C . We therefore again are able to connect the active portals of C correctly. As each child-cell has at most the cost of π within the cell, also the computed cost in C is at most the cost of π in C . \square

4 Running Time Analysis

The first three steps of the algorithm follow from applying Bartal and Gottlieb [BG13] with $\epsilon = 1$, which by Lemma 3 has a running time of $O(n)$. Otherwise they are analogous to the computation in the predecessor papers [Aro98, RS98, BG13, KNW21]. We then compute a compressed quadtree, which can be done in linear time exactly as in [BG13].

Given the compressed quadtree $\text{CQT}(P, \mathbf{a})$, we have to carefully prepare a data structure in a preprocessing step, which enables us to obtain constant time queries of the following form. For a side F of a quadtree-cell C , let $\text{cr}_T(C, F)$ be an arbitrary crossing point of T and F if it exists, and “None” otherwise. Rao and Smith [RS98] claimed that such a data structure can be achieved using a preprocessing step that takes “*only $O(1)$ times per crossing if we have the “floor” function*”,⁵ but they did not provide details. For completeness, we proof the claim of Rao and Smith [RS98] in full detail.

Lemma 23. *In expected time and space $O(n/\epsilon)$, we can build a data structure that permits $O(1)$ time queries $\text{cr}_T(C, F)$.*

Proof. We store the information about crossings within the compressed quadtree $\text{CQT}(P, \mathbf{a})$. To this end, we consider the edges of T . Let $e = \{u, v\}$ be an edge of T . We define e to be *active* in a cell C if C and e intersect and either at most one of the two points u and v is contained in C or C is the smallest cell that contains both u and v . Otherwise e is *inactive* in C .

In order to gather the information needed, we traverse $\text{CQT}(P, \mathbf{a})$ in DFS order twice. We call the smallest cell containing both u and v the *lowest common ancestor* (lca) of e . Intuitively, the first traversal passes information bottom-up with the purpose that the lca of each edge e knows e . The second traversal then passes information top-down from the lca to all relevant children. Simultaneously, we compute the crossings in the second traversal. We now describe the two traversals in detail. Whenever we *attach* edges to cells, we store the coordinates of the end-points of the edge in a doubly linked list rooted at the cell.

The first DFS traversal. Let C be a vertex of $\text{CQT}(P, \mathbf{a})$ reached within the traversal. We distinguish several cases. If C is a leaf, C has obtained no information from other cells. All edges from T incident to points within C are active for C and the edges are attached to C . The cell C then passes the active edges with exactly one end-point in C to its parent. Now suppose that C is not a leaf. Then in C all edges received from its children are active for C and are therefore attached to C , without repeating edges. Furthermore, edges incident to points directly contained in C are processed exactly as in leaves. After all children have been fully traversed, as in leaves we identify the active edges in C that have exactly one of their end-points in C and pass them to the parent of C .

The second DFS traversal. For simplicity of presentation, we may pass information to cells that are already stored in that cell. We implicitly assume that we always discard redundant data.

⁵See the last paragraph of the proof of Lemma 12 of [RS98].

Suppose the DFS search reaches a cell C the first time (i.e., C is the root or C is reached from its parent). Each cell receives a set of active edges E' from its parent; $E' = \emptyset$ if C is the root. Then C adds E' to its own set of active edges. Afterwards, for each child C' of C , we identify the edges active in C that intersect with C' . The set of edges identified for C' is passed to C' when traversing towards it.

Storing positions of crossings. Crossings for a cell C are computed in the second DFS traversal when C is visited the first time, after updating the set of active edges. Let $e = \{u, v\}$ be an active edge in C . Then the coordinates of the crossing of e and C can be computed in time $O(1)$ from the coordinates of u and v , as well as the known positions of the boundaries of C . The crossing information is attached to the cell C . For each boundary of C , only the first found crossing is stored. All remaining crossings are ignored. (Recall that storing an arbitrary crossing is sufficient.)

Correctness of the process. By definition of active edges, all edges intersecting with a boundary of a cell C are active in C . We now argue that all active edges in a cell C are attached to C . We claim that after the first traversal, for each edge $e = \{u, v\}$ in T , e is attached to the lca cell of e . This is clearly the case if u and v are directly contained in a single cell. Otherwise, the information of u and v being active is passed to the parents until the lca is reached. We next argue that e is inactive for all vertices of $\text{CQT}(P, \mathbf{a})$ not contained in the subtree of the lca of e : e is drawn as a straight line and all cells are convex. By the previous arguments, each cell containing exactly one of the two points has e attached to it. We finally argue that all active cells not containing u or v are considered. This follows by the following heredity property: Suppose a cell is crossed and does not contain u or v and the parent of the cell also does not contain u or v , then the parent cell is also crossed. Thus eventually an already considered cell (the lca or a cell containing exactly one of the two points) is reached. This connectivity implies that e is attached to all descendants of the lca that are active. By construction, e is only attached to cells in which e is active.

Running time. We note that for each edge e , all cells in which e is active are crossed except for the lca. Thus over all there are exactly n attached edges that do not cross boundaries of that cell. For each active edge attached to a cell, there is a constant number of elementary operations for computing its crossing and each of the other computations. Since $\text{CQT}(P, \mathbf{a})$ has a constantly bounded degree, the filtering for passing on information to children cells in the second run of the DFS search is also constant for each active edges. Therefore the running time analysis boils down to counting the total number of edges attached to cells. For the counting, we use the following two properties: the total number of boundary crossings is $O(n/\epsilon)$ and the probability of crossing boundaries of small cells is exponentially larger than the probability to cross boundaries of large cells.

Let $\text{QT}(P, \mathbf{a})$ be the uncompressed quadtree for $\text{CQT}(P, \mathbf{a})$. Let χ be the maximum depth of $\text{QT}(P, \mathbf{a})$ and let e be an arbitrary edge from T . We fix a single boundary crossing of e and upper-bound the expected number of vertices from $\text{QT}(P, \mathbf{a})$ to which e is attached due to that particular crossing. Every boundary crossing is attached to at least one cell. If the cell is of level χ , there is exactly one crossing. The probability to not be of level χ is $1/2$ which causes a second crossing. In general, the probability of the highest crossing to be of level $\chi - i$ is $2^{-(i+1)}$. We therefore get the upper bound on the expected number of cells in $\text{QT}(P, \mathbf{a})$

$$\sum_{i=0}^{\chi-1} 2^{-i} < 2.$$

Clearly, twice this number is also an upper bound on the expected number of boundary crossings of e in $\text{CQT}(P, \mathbf{a})$ (once for each of the two vertices). As each boundary crossing causes in expectation at most a constant number of vertices from $\text{CQT}(P, \mathbf{a})$ to attach an edge and the total number of

boundary crossings is linear, the claim follows. \square

Finally we have to analyze the running time of the DP.

Lemma 24. *The running time of the DP is $2^{O(1/\epsilon)}O(n)$.*

Proof. The compressed quadtree $\text{CQT}(P, \mathbf{a})$ has $O(n)$ vertices and it is easy to see that this is still the case after adding dummy cells. We next determine an upper bound on the number of different configurations that we have to consider for each cell. Each side has a number $1 \leq k \leq 1/\epsilon^2$ of evenly spaced portals, plus possibly an additional portal due to T . The total number of possibilities is $(1/\epsilon^2)^4 \cdot 2^4 = 1/\epsilon^{O(1)}$. For each of these possibilities there are two crossing-free matchings M_1 and M_2 . We note we do allow edges from M_1 to cross edges from M_2 . However, we still slightly over-count by ignoring that M_1 and M_2 use disjoint portals. We obtain an upper bound of $2^{O(1/\epsilon)} \cdot 2^{O(1/\epsilon)}$ on the number of combinations. As the number of matchings dominates the product of possibilities not depending on n , we obtain $2^{O(1/\epsilon)}O(n)$ possible configurations overall. Testing compatibility takes time $O(1/\epsilon^2)$. For computing the values of cells, we have to distinguish some cases. Computing the value of an empty dummy cell or direct-type crossings is done by enumerating all up to $2^{O(1/\epsilon)}$ many matchings. Computing the value of a non-empty dummy cell additionally requires to distinguish up to $2^{O(1/\epsilon)}$ children cells and to enumerate the matchings for each of them. Combining four sub-cells to one requires to try all selections of 4 configurations. In the last two cases, we finally have to combine the results with direct-type crossings. The product overall stays $2^{O(1/\epsilon)}$. Thus the running time overall is $2^{O(1/\epsilon)}n$. \square

Acknowledgment

We thank Sándor Kisfaludi-Bak for sharing the full version of [KNW21] with us and for answering multiple questions regarding technical details in [KNW21].

References

- [Aro98] Sanjeev Arora. Polynomial time approximation schemes for Euclidean traveling salesman and other geometric problems. *J. ACM*, 45(5):753–782, 1998.
- [Aro03] Sanjeev Arora. Approximation schemes for NP-hard geometric optimization problems: A survey. *Mathematical Programming*, 97(1):43–69, 2003.
- [Bel62] Richard Bellman. Dynamic programming treatment of the travelling salesman problem. *J. ACM*, 9(1):61–63, 1962.
- [BG13] Yair Bartal and Lee-Ad Gottlieb. A linear time approximation scheme for Euclidean TSP. In *FOCS*, pages 698–706. IEEE Computer Society, 2013.
- [CA20] Vincent Cohen-Addad. Approximation schemes for capacitated clustering in doubling metrics. In *Proceedings of the Fourteenth Annual ACM-SIAM Symposium on Discrete Algorithms*, pages 2241–2259. SIAM, 2020.
- [Cha08] Timothy M. Chan. Well-separated pair decomposition in linear time? *Inf. Process. Lett.*, 107(5):138–141, 2008.
- [CVX22] Timothy M. Chan, Virginia Vassilevska Williams, and Yinzhan Xu. Hardness for triangle problems under even more believable hypotheses: reductions from real APSP, real 3SUM, and OV. In *STOC*, pages 1501–1514. ACM, 2022.

- [DKS97] Gautam Das, Sanjiv Kapoor, and Michiel H. M. Smid. On the complexity of approximating euclidean traveling salesman tours and minimum spanning trees. *Algorithmica*, 19(4):447–460, 1997.
- [HP11] Sarel Har-Peled. *Geometric Approximation Algorithms*. American Mathematical Society, 2011.
- [Kle08] Philip N. Klein. A linear-time approximation scheme for TSP in undirected planar graphs with edge-weights. *SIAM Journal on Computing*, 37(6):1926–1952, 2008.
- [KNW21] Sándor Kisfaludi-Bak, Jesper Nederlof, and Karol Węgrzycki. A Gap-ETH-tight approximation scheme for Euclidean TSP. In *IEEE 62nd Annual Symposium on Foundations of Computer Science (FOCS)*, pages 351–362, 2021. Full version at <https://arxiv.org/abs/2011.03778>.
- [KV12] Bernhard Korte and Jens Vygen. *Combinatorial Optimization: Theory and Algorithms*. Springer, 2012.
- [Mar07] Dániel Marx. On the optimality of planar and geometric approximation schemes. In *48th Annual IEEE Symposium on Foundations of Computer Science (FOCS'07)*, pages 338–348. IEEE, 2007.
- [Mit99] Joseph S. B. Mitchell. Guillotine subdivisions approximate polygonal subdivisions: A simple polynomial-time approximation scheme for geometric TSP, k -MST, and related problems. *SIAM J. Comput.*, 28(4):1298–1309, 1999.
- [NS07] Giri Narasimhan and Michiel Smid. *Geometric Spanner Networks*. Cambridge University Press, 2007.
- [RS98] Satish Rao and Warren D. Smith. Approximating geometrical graphs via "spanners" and "banyans". In *STOC*, pages 540–550. ACM, 1998.
- [Vaz10] Vijay V. Vazirani. *Approximation Algorithms*. Springer, 2010.
- [WS11] David P. Williamson and David B. Shmoys. *The Design of Approximation Algorithms*. Cambridge University Press, 2011.

A Machine Models

We need the real RAM with additional floor function for the following steps in the algorithm. We need the floor function for the initial scaling of the instance to an integer $L \times L$ grid. It is sufficient to restrict the floor function to $O(\log n)$ many bits, as we only apply it after fractionally scaling the instance. We note that the number of bits does not depend on ϵ . The reason is that we may assume $\epsilon > 1/n$ because for smaller ϵ the running time $2^{O(1/\epsilon)}n$ claimed in Theorem 1 is larger than $O(n^2 2^n)$ which is sufficient to solve TSP exactly [Bel62]. We need the restricted floor function in order to construct a compressed quad-tree Chan [Cha08]. Given the real number arithmetic, the floor function is not used in other places.

We use the real number arithmetic for computing distances, which require the square root as atomic operation. Furthermore, we store exact crossing locations of the approximate tour T with the shifted grid $D(\mathbf{a})$, which may have real coordinates. For our result, it is sufficient to round these real number to a precision of $1/n^2$: A TSP tour has exactly n edges and therefore accumulates at

most a sum of $O(n)$ rounding errors which adds up to $O(1/n)$. As $o(1/\epsilon) = o(1/\epsilon')$ for $\epsilon' = \epsilon/2$, we may apply the algorithm for ϵ' and use the additional allowance for accommodating the rounding errors.

In particular, for our algorithm it is sufficient to assume a Word RAM with word length $O(\log n)$ and additional atomic square root function (rounding the value to the next integer). An algorithm that computes a $(1 + \epsilon)$ -approximate TSP solution in the Euclidean plane in time $2^{o(1/\epsilon)} n^{O(1)}$ in that model will also have a running $2^{o(1/\epsilon)} n^{O(1)}$ in the standard Word RAM because the factor $\log n$ for computing the square root is hidden in $n^{O(1)}$. As shown by Kisfaludi-Bak, Nederlof, and Węgrzycki [KNW21], the running time for computing a $(1 + \epsilon)$ -approximate solution to TSP in the Euclidean plane cannot be improved to $2^{o(1/\epsilon)} \cdot \text{poly}(n)$ time algorithm, unless the **Gap-ETH** fails. Due to the discussion above, the **Gap-ETH**-hardness remains applicable to our setting. We also refer to a similar discussion on the real RAM with respect to fine grained complexity of Chan, Vassilevska Williams and Xu [CVX22].