

INQUIRE: A Natural World Text-to-Image Retrieval Benchmark

Edward Vendrow^{*1}, Omiros Pantazis^{*2}, Alexander Shepard³, Gabriel Brostow²,
Kate E. Jones², Oisin Mac Aodha^{†4}, Sara Beery^{†1}, Grant Van Horn^{†5}

¹Massachusetts Institute of Technology ²University College London ³iNaturalist
⁴University of Edinburgh ⁵University of Massachusetts Amherst




Figure 1: INQUIRE is a text-to-image retrieval benchmark of 250 expert-level queries comprehensively labeled over a new five million image dataset. The queries span a range of ecological and biodiversity concepts, requiring reasoning, image understanding, and domain expertise.

Abstract

We introduce INQUIRE, a text-to-image retrieval benchmark designed to challenge-multimodal vision-language models. on expert-level queries INQUIRE includes iiNaturalist 2024 (iNat24) a new dataset of five million natural world images, along with 250 expert-level retrieval queries. These queries are paired with all relevant images comprehensively labeled within iNat24, comprising 33,000 total matches. Queries span categories such as species identification, context, behavior, and appearance, emphasizing tasks that require nuanced image understanding and domain expertise. Our benchmark evaluates two core retrieval tasks: (1) INQUIRE-FULLRANK, a full dataset ranking task, and (2) INQUIRE-RERANK, a reranking task for refining top-100 retrievals. Detailed evaluation of a range of recent multimodal models demonstrates that INQUIRE poses a significant challenge, with the best models failing to achieve an mAP@50 above 50%. In addition, we show that reranking with more powerful multimodal models can enhance retrieval performance, yet there remains a significant margin for improvement. By focusing on scientifically-motivated ecological challenges, INQUIRE aims to bridge the gap between AI capabilities and the needs of real-world scientific inquiry, encouraging the development of retrieval systems that can assist with accelerating ecological and biodiversity research.

^{*}Equal contribution. [†]Equal supervision, order randomized.

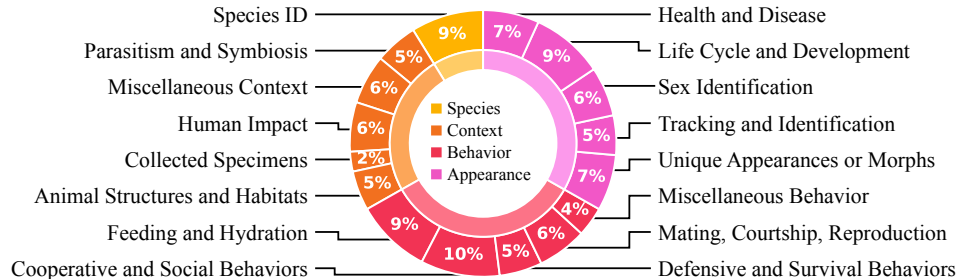


Figure 2: Category breakdown for the fine-grained queries that make up INQUIRE. Each query category falls under one of the following supercategories: Species, Context, Behavior, or Appearance.

1 Introduction

Recent advances in multimodal learning have resulted in advanced models [60; 43; 3] that demonstrate remarkable generalization capabilities in zero-shot classification [60; 83], visual question-answering (VQA) [39; 80; 4; 40], and image retrieval [80; 40]. These models offer the potential to assist in the exploration, organization, and extraction of knowledge from large image collections. However, despite this success, there remains a significant gap in the evaluation of these models on domain-specific, expert-level queries, where nuanced understanding and precise retrieval are critical. Addressing this gap is essential for future deployment in specialized fields such as biodiversity monitoring and biomedical imaging, among other scientific disciplines.

Previous studies of the multimodal capabilities of this new generation of models have primarily focused on the task of VQA. In VQA, it has been demonstrated that there remains a large performance gap between state-of-the-art models and human experts in the context of challenging perception and reasoning queries such as those found on college-level exams [81; 84]. However, no such expert-level benchmark exists for *image retrieval*. The most commonly used text-to-image retrieval benchmarks are derived from image captioning datasets, and contain simple queries related to common everyday categories [79; 42]. Current multimodal models achieve near perfect performance on some of these benchmarks, indicating that they no longer pose a challenge (e.g., BLIP-2 [40] scores 98.9 on Flickr30K [79] top-10). Existing retrieval datasets are generally small [58; 59; 79; 42], limited to a single visual reasoning task (e.g., landmark-location matching [58; 59; 74]), and lack concepts that would require expert knowledge [58; 59; 74; 79; 42]. These limitations impede our ability to track and improve image retrieval capabilities.

A domain that is well-suited for studying this problem is the natural world, where images collected by enthusiast volunteers provide vast and largely uncured sources of publicly available scientific data. In particular, the iNaturalist [2] platform contains over 180 million species images and contributes immensely to research in biodiversity monitoring [16; 48]. These images also contain a wealth of “secondary data” not reflected in their species labels [57], including crucial insights into interactions, behavior, morphology, and habitat that could be uncovered through searches. However, the time-consuming and expert-dependent analysis needed to extract such information prevents scientists from taking advantage of this valuable data at scale. This cost is amplified as scientists typically want to retrieve *multiple* relevant images for each text query, so that they can track changes of a property over space and time [78]. This domain serves as an ideal testbed for expert image retrieval, as these images contain expert-level diverse and composite visual reasoning problems, and progress in this field will enhance impactful scientific discovery.

In this work, we introduce INQUIRE, a new dataset and benchmark for expert-level text-to-image retrieval and reranking on natural world images. INQUIRE includes the iNat24 dataset and 250 ecologically motivated retrieval queries. The queries span 33,000 true-positive matches, pairing each text query with all relevant images that we comprehensively labeled among iNat24’s five million natural world images. iNat24 is sampled from iNaturalist [2], and contains images from 10,000 different species collected and annotated by citizen scientists, providing significantly more data for researchers interested in fine-grained species classification. The queries contained within INQUIRE come from discussions and interviews with a range of experts including ecologists, biologists, ornithologists, entomologists, oceanographers, and forestry experts.

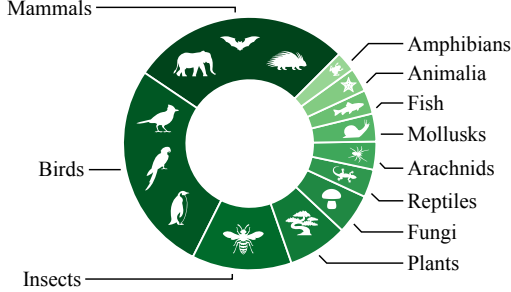


Figure 3: Proportion of queries in INQUIRE associated with each iconic group of species.

Table 1: Comparison to common datasets used to evaluate text-to-image retrieval [26]. Unlike other datasets, INQUIRE has significantly more images and many matches per query rather than exactly one. *MpQ*: Matches per query

Dataset	Images	Queries	MpQ	Expert
Flickr30k [79]	1,000	5k	1	✗
COCO [42]	5,000	25k	1	✗
INQUIRE	5,000,000	250	1–1.5k	✓

Our evaluation of multimodal retrieval methods demonstrates that INQUIRE poses a significant challenge, necessitating the development of models able to perform expert-level retrieval within large image collections. A key finding from our experiments is that reranking, a technique typically used in text retrieval [54; 35; 34], offers a promising avenue for improvement in image retrieval. We hope that INQUIRE will inspire the community to build next-generation image retrieval methods towards the ultimate goal of accelerating scientific discovery. We make INQUIRE, the iNat24 dataset, pre-computed outputs from state-of-the-art models, and code for evaluation available at <https://inquire-benchmark.github.io/>.

2 Related Work

Vision-Language Models (VLMs). Large web-sourced datasets containing paired text and images have enabled recent advances in powerful VLMs [15; 85]. Contrastive methods such as CLIP [60] and ALIGN [32], among others, learn an embedding space where the data from the two modalities can be encoded jointly. The ability to reason using natural language and images together has yielded impressive results in a variety of text-based visual tasks such as zero-shot classification [60; 83], image captioning [39; 80; 4; 30; 40], and text-to-image generation [53; 7; 61; 64; 8]. However, the effectiveness of these contrastive VLMs for more complex compositional reasoning is bottlenecked by the information loss induced by their text encoders [33].

There also exists a family of more computationally expensive VLMs that connect the outputs of visual encoders directly into language models. Models like LLaVA [43; 44], BLIP [39; 40; 21], and GPT-4o [3; 55] have demonstrated impressive vision-language understanding. However, despite their potential for answering complex vision-language queries, these models are not suitable for processing large sets of images at interactive rates, which is essential for retrieval, due to their large computational requirements during inference. In this paper, we do not introduce new VLMs, but aim to better understand the capabilities and shortfalls of existing methods for text-to-image retrieval.

Image Retrieval. Effective feature representations are essential for achieving strong image retrieval performance. Earlier approaches from image-to-image used hand-crafted features [49; 12] but these have largely been replaced with deep learning-based alternatives [36; 9; 6; 11]. More recently, in the context of text-to-image retrieval, we have seen the adoption of contrastive VLMs [60; 32] trained on web-sourced paired text and image datasets. These models enable zero-shot text-based retrieval and have been demonstrated to exhibit desirable scaling properties as training sets become larger [26; 24]. However, despite the potential of VLMs for image retrieval, their evaluation has been mostly limited to small datasets adapted from existing image captioning benchmarks, such as Flickr30k [79] and COCO [42], which contain just 1,000 and 5,000 images, respectively. Furthermore, recent models are saturating performance on these less challenging datasets, e.g., BLIP-2 [40] scores 98.9 on Flickr30K and 92.6 on COCO top-10 text-to-image retrieval. As most text-to-image benchmarks have been derived from image captioning datasets, each query is a descriptive caption that matches exactly one image. In contrast, real-world retrievals often involve multiple images relevant to a single query, and the query itself typically does not describe every aspect of the images as thoroughly as a caption does. We compare INQUIRE to common text-to-image retrieval datasets in Table 1.

More recent datasets have been purpose-built to probe specific weaknesses of retrieval systems, such as compositionality [50; 29; 62], object relationships [82], negation [72; 66], and semantic




Figure 4: The INQUIRE benchmark consists of a full-dataset ranking task and a reranking task targeting different aspects of the image retrieval problem.

granularity [76]. [25] created a retrieval dataset for camera trap images, but use image captions that were automatically generated from a small set of discrete image attributes, limiting their utility beyond this set. The problem of fine-grained retrieval, where there may only be subtle visual differences between concepts of interest, has also been explored extensively [73]. However, typically these datasets convert existing classification datasets to the retrieval setting, resulting in small image pools and limited query diversity. INQUIRE addresses these shortcomings with a considerably larger image set and fine-grained queries that require advanced image understanding and domain expertise.

Reranking. In text retrieval, a common workflow is to first efficiently obtain an initial ranking of documents using pre-computed text embeddings and then *rerank* the top retrievals with a more costly but sophisticated model [54; 35; 34]. While VLMs like CLIP [60] enable efficient image retrieval and more expensive models such as GPT-4o [55] could perform more complex ranking, this workflow has not been extensively explored in text-to-image applications primarily due to a lack of evaluation datasets. To this end, INQUIRE introduces a reranking challenge to drive further progress on this task.

Expert-level Benchmarks. Visual classification benchmarks have evolved from simply containing common everyday categories [63; 42] to having more “expert-level” concepts [68; 69]. Challenging datasets like the iNaturalist benchmarks [69; 70], contain large class imbalances and fine-grained concepts that require expert-level knowledge to identify. The NeWT benchmark from [70] is similar in spirit to INQUIRE in that it proposes a collection of natural world questions. However, NeWT is a set of binary classification challenges, and while there are a variety of tasks, the majority of them are standard species classification. Further, NeWT uses a small (200–400) fixed set of positive and negative labeled images for each task, so it is not suitable for evaluating retrieval.

In general, evaluation benchmarks have struggled to keep pace with the growing capabilities of recent large models which perform very well on them [5]. For language, specific datasets have been developed to challenge common sense reasoning abilities [52; 14]. Multimodal datasets have also been proposed to assess vision-language capabilities [75; 38; 46; 77]. Nevertheless, these benchmarks test general skills in tasks that are not particularly challenging for humans and thus, are not testing a models’ abilities in scenarios where expert-level knowledge is required.

To address the need for more difficult benchmarks, recent expert-level benchmarks have been devised for LLMs [28; 84] and multimodal models [81; 51]. For instance, MMMU [81] features questions that cover a range of college-level disciplines while Encyclopedic-VQA [51] comprises visual questions related to fine-grained entities which demand encyclopedic knowledge. The relatively low performance on these benchmarks, compared to human performance, highlights current limitations in multimodal models. However, there is no equivalent expert-level dataset for fine-grained text-to-image retrieval. INQUIRE fills this gap by providing a set of challenging and visually fine-grained retrieval questions focused on real-world tasks in retrieval from natural world image collections.

3 The INQUIRE Benchmark

Here we describe INQUIRE, our novel benchmark for assessing expert-level image retrieval for fine-grained queries on natural world image collections. INQUIRE consists of a collection of 250 queries, where each query is represented as a brief text description of the concept of interest (e.g., “*Alligator lizards mating*” [56]), and contains its relevant image matches comprehensively labeled over a dataset of five million natural world images. These queries represent real scientific use cases collected to cover diverse, expert sources including discussions with scientists across environmental and ecological

disciplines. Several examples of our queries are illustrated in Figure 1, with more in Appendix J. Our queries challenge retrieval methods to demonstrate fine-grained detail recognition, compositional reasoning, character recognition, scene understanding, or natural world domain knowledge. While queries can require expert-level knowledge, the information needed to solve them is publicly available online and thus feasible for large web-trained models to learn. In this section, we detail the data sources utilized for the construction of INQUIRE, describe the data collection process, and introduce two image retrieval tasks — INQUIRE-FULLRANK and INQUIRE-RERANK — that address different aspects of real-world text-to-image retrieval.

3.1 The iNaturalist 2024 Dataset

As part of the INQUIRE benchmark, we create a new image dataset, which we refer to as iNaturalist 2024 (iNat24). This dataset contains five million images spanning 10,000 species classes collected and annotated by community scientists from 2021–2024 on the iNaturalist platform [2]. iNat24 forms one of the largest publicly available natural world image repositories, with twice as many images as in iNat21 [70]. To ensure cross-compatibility for researchers interested in using both datasets, iNat24 and iNat21 have the same classes but do not contain the same images, freeing iNat21 to be used as a training set. The sampling and collection process of iNat24 is in Appendix H.

3.2 Query and Image Collection Process

Query Collection. To ensure that INQUIRE comprises text queries that are relevant to scientists, we conducted interviews with individuals across different ecological and environmental domains - including experts in ornithology, marine biology, entomology, and forestry. Further queries were sourced from reviews of academic literature in ecology [57]. Representative queries and statistics can be seen in Figures 1, 2, and 3. We retained only queries that (1) could be discerned from images alone, (2) were feasible to comprehensively label over the entire iNat24 dataset, and (3) were of interest to domain experts.

Image Annotation. All image annotations were performed by a small set of individuals whose interest and familiarity with wildlife image collections enabled them to provide accurate labels for challenging queries. Annotators were instructed to label all candidate images as either *relevant* (i.e., positive match) or *not relevant* (i.e., negative match) to a query, and to mark an image as not relevant if there was reasonable doubt. To allow for comprehensive labeling, where applicable, iNat24 species labels were used to narrow down the search to a sufficiently small size to label all relevant images for the query of interest. For queries in which species labels could not be used, labeling was performed over the top CLIP ViT-H-14 [24] retrievals alone. In this case, the resulting annotations were only kept if we were certain that this labeling captured the vast majority of positives, including labeling until at least 100 consecutive retrievals were not relevant (see Appendix H). Queries that were deemed too easy, not comprehensively labeled, or otherwise not possible to label were excluded from our benchmark. In total, this process resulted in 250 queries which involved labeling 194,334 images, of which 32,696 were relevant to their query. Further details are in Appendix H.

Query Categories. Each query belongs to one of four supercategories (appearance, behavior, context, or species), and further into one of sixteen fine-grained categories (e.g., Animal Structures and Habitats). Figure 2 shows the distribution of query categories, and Figure 3 shows the distribution of iconic groups of the species represented by each query (e.g., Mammals, Birds). We also note queries that use scientific terminology, words typically used only within scientific contexts (e.g., “A godwit performing distal rhynchokinesis”).

Data Split. We divide all queries into 50 validation and 200 test queries using a random split, stratified by category.

3.3 Retrieval Tasks

We introduce two tasks to address different aspects of the text-to-image retrieval problem. Real-world retrieval implementations often consist of two stages: an initial top-k retrieval with a more computationally efficient method (e.g., CLIP zero-shot using pre-computed image embeddings), followed by a reranking of the top-k retrievals with a more expensive model. To enable researchers to explore both stages, while ensuring that those with more limited computational resources can participate, we follow previous large-scale reranking challenges like TREC [19; 20] by offering both a full dataset retrieval task and a reranking task (see Figure 4).

Table 2: INQUIRE-FULLRANK retrieval performance for selected CLIP-style models. Larger models, trained on higher quality datasets, tend to achieve better performance.

Training dataset	Method	Params (M)	mAP@50	nDCG@50	MRR
WildCLIP [25]	CLIP ViT-B-16	150	7.4	16.1	0.33
BioCLIP [67]	CLIP ViT-B-16	150	5.0	8.6	0.17
OpenAI [60]	CLIP RN50	102	6.8	15.1	0.29
	CLIP RN50x16	291	13.6	25.5	0.48
	CLIP ViT-B-32	151	7.5	16.8	0.30
	CLIP ViT-B-16	150	10.4	20.9	0.40
	CLIP ViT-L-14	428	14.4	27.1	0.46
DFN [24]	CLIP ViT-B-16	150	15.1	28.1	0.48
	CLIP ViT-L-14	428	23.1	37.3	0.54
	CLIP ViT-H-14@378	987	<u>33.3</u>	<u>48.8</u>	0.69
WebLI [83]	SigLIP ViT-L-16@384	652	31.1	46.6	0.68
	SigLIP SO400m-14@384	878	34.2	49.1	0.69

INQUIRE-FULLRANK. The goal of this task is end-to-end retrieval, starting from the entire five million image iNat24 dataset. Progress on the full retrieval task can be made with better and more efficient ways to organize, process, filter, and search large image datasets. Although performance will increase with improvements to either of the two stages in a typical retrieval pipeline, we hope this task also encourages the development of retrieval systems beyond the two-stage approach.

INQUIRE-RERANK. This task evaluates reranking performance from a fixed initial ranking of 100 images. We believe that significant progress in retrieval will come from developing better reranking methods that re-order an initial retrieved subset. Thus, fixing the starting images for each query provides a consistent evaluation of reranking methods. This task also lowers the barrier to entry by giving researchers a considerably smaller set of top retrievals to work with, rather than requiring them to implement an end-to-end retrieval system. The top 100 ranked images for each query are retrieved using CLIP ViT-H-14 zero-shot retrieval on the entire iNat24 dataset. Consistent with previous large-scale reranking challenges [19; 20; 37], we retain only queries for which at least one positive image is among the top 100 retrieved images and no more than 50% of these top images are relevant. This ensures that the reranking evaluation remains meaningful and discriminative. This filtering process yields a task subset of 200 queries (reduced from our original 250 queries), split into 40 validation and 160 test queries according to the original validation/test split, with and 4,000 and 16,000 corresponding images, respectively.

4 Retrieval Methods

The goal of text-to-image retrieval is to rank images from a potentially large image collection according to their relevance to an input text query. Here, we describe the retrieval and reranking methods that we evaluate, covering current state-of-the-art approaches.

Embedding Similarity. Models such as CLIP [60] are well suited for the text-to-image retrieval setting as they operate on a joint vision and language embedding space. In this setting, similarity between an image and text query is simply determined by their cosine similarity. The key advantage of embedding models is that the embedding for each image can be pre-computed once offline as they do not change over time. At inference time, only the embedding of the text query needs to be computed and then compared to the cached image embeddings for retrieval. This is helpful as the number of images we wish to search over can be on the order of millions, or even billions [65]. Thus to speed up retrieval, the image embeddings can be pre-computed and indexed using approximate nearest neighbor methods [23], allowing for near-instantaneous retrievals on large collections. This is beneficial both for end-to-end retrieval and as the first step for a multi-stage retrieval approach. We also benchmark recent models such as WildCLIP [25] and BioCLIP [67] which are adapted versions of CLIP that explicitly target natural world use cases.

Reranking with Multimodal Models. Reranking is a common paradigm in text retrieval, where a rapid search through pre-computed document indexes for potential matches is followed by a more expensive reranking of the top retrievals [54; 35; 34]. In the image domain, reranking has been

Table 3: Results for the INQUIRE-FULLRANK task using two-stage retrieval. The top-k images are retrieved with CLIP ViT-H/14 and then reranked with the selected large multimodal models. Reranking offers a significant avenue of improvement.

Method	Rerank Top 50			Rerank Top 100		
	mAP@50	nDCG@50	MRR	mAP@50	nDCG@50	MRR
<i>Initial ranking (ViT-H/14)</i>	33.3	48.8	0.69	33.3	48.8	0.69
<i>Best possible rerank</i>	50.3	60.2	0.94	65.6	72.7	0.96
<i>Open-source multimodal models</i>						
BLIP-2 FLAN-T5-XXL [40]	32.7	47.7	0.62	31.2	46.5	0.58
InstructBLIP-T5-XXL [21]	34.1	49.0	0.67	33.0	48.3	0.64
PaliGemma-3B-mix-448 [13]	35.0	49.7	0.70	35.6	50.6	0.68
LLaVA-1.5-13B [44]	33.1	48.4	0.66	32.2	47.9	0.64
LLaVA-v1.6-7B [45]	33.3	48.4	0.66	32.3	47.9	0.62
LLaVA-v1.6-34B [45]	34.8	49.7	0.69	35.7	51.2	0.69
VILA-13B [41]	35.0	49.6	0.67	35.7	50.8	0.65
VILA-40B [41]	37.4	51.4	0.73	40.2	54.6	0.72
<i>Proprietary multimodal models</i>						
GPT-4V [3]	35.8	50.7	0.73	36.5	51.9	0.72
GPT-4o [55]	39.6	53.4	0.79	43.7	57.9	0.78

comparatively rare as the types of datasets for which it can be used are limited. In our experiments, we show that multimodal language models such as LLaVA [45], VILA [41], and GPT-4 [3; 55] are effective rerankers out-of-the-box. To adapt these multimodal models for ranking, which requires a continuous score for a given text query and image pair, we prompt: *Does this image show {some query}? Answer with "Yes" or "No" and nothing else.* (precise prompting details used for each model can be found in Appendix I). The logits of the "Yes" and "No" tokens are then used to compute the score: $s = s_y / (s_y + s_n)$, where $s_y = \exp(\text{logit}_{Yes})$ and $s_n = \exp(\text{logit}_{No})$.

5 Results

Here we present a comprehensive evaluation of retrieval methods on INQUIRE. All results are reported on the test set. Additional results, including on the validation set, are in Appendix E.

5.1 Metrics

We evaluate using Average Precision at k (AP@k), Normalized Discounted Cumulative Gain (nDCG), and Mean Reciprocal Rank (MRR). We primarily discuss AP as we find that this metric is the most discriminative of model performance. While these metrics have been commonly used to evaluate text retrieval, especially in the context of large-scale document retrieval [71; 19], they have not found use in image retrieval due to the nonexistence of benchmarks like INQUIRE containing many relevant images for retrieval, rather than just one. Thus, we include them in our analysis to encourage their use in future image retrieval research. We note that the utilized AP@k metric uses a modified normalization factor suited to the retrieval setting.

Existing image retrieval benchmarks typically evaluate using the recall@k metric (e.g., [40]), measuring if any of the top k images are relevant. While this makes sense in the setting where just one image is relevant, INQUIRE has potentially many relevant images and thus, we employ metrics that measure both relevance and ranking of retrievals. Detailed discussion our metrics is provided in Appendix G.

5.2 Fullrank Retrieval Task Results

We report full retrieval evaluation on INQUIRE in Tables 2 and 3. The per-category performance of selected CLIP models is reported in Figures 5 and 6. Further detailed results are in Appendix E.

The best CLIP models leave significant room for improvement. Table 2 shows that the top performing CLIP model achieves a moderate mAP@50 of 35.6. Although scaling models increases

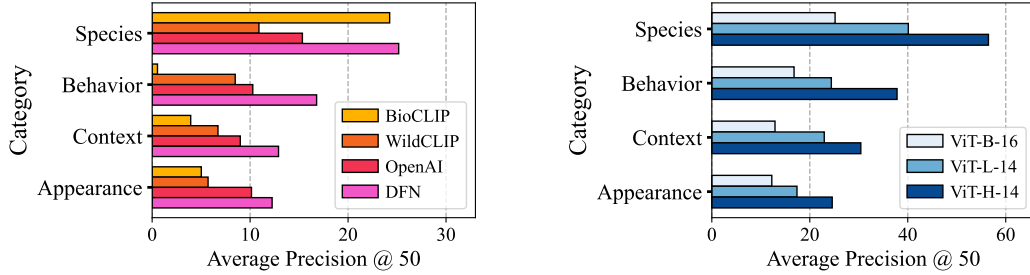


Figure 5: **Left:** CLIP zero-shot retrieval performance across supercategories using an identical backbone (ViT-B/16) trained or fine-tuned on different datasets. We see how training datasets have a significant effect on final performance, e.g., BioCLIP is tuned on natural world data at the expense of forgetting other categories. **Right:** CLIP retrieval performance of models trained on DFN [24].

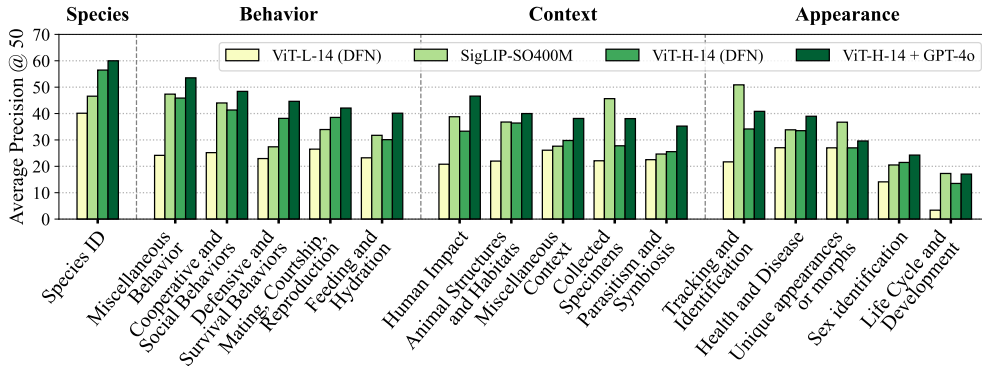


Figure 6: Retrieval performance for selected methods on INQUIRE query categories, ordered by difficulty. Some categories like LIFE CYCLE AND DEVELOPMENT are exceptionally hard for current models. GPT-4o reranking improves performance in every category over its initial ViT-H-14 ranking.

performance (see Figure 5), these results suggest that just scaling might not be enough, so future research should seek methods to better incorporate domain knowledge.

Small models struggle to answer many queries. In Table 2 we can see that CLIP RN50 and CLIP ViT-B-32 score an mAP@50 of just 7.6 and 8.2 respectively, demonstrating that these smaller models are unable to provide accurate retrievals for nearly all queries. Since the largest models get comparatively much higher scores, the queries are not impossible but rather difficult for smaller models. DFN ViT-B-16, trained with curated data, outperforms the larger OpenAI ViT-L-14, emphasizing the opportunity to improve the performance of efficient models via better data or training methods.

High-quality training data is crucial for expert-level queries. In Figure 5-left we show the retrieval performance on different supercategories for CLIP ViT-B/16 models that are trained on different datasets: BioCLIP [67], WildCLIP [25], OpenAI [60], and DFN [24]. The DFN model, trained on two billion filtered image-text pairs, is the best generalist model on OpenCLIP’s benchmarks [31] and also outperforms all the others here, demonstrating the effectiveness of high quality pretraining. Conversely, models specifically trained on natural world data demonstrate degraded performance: BioCLIP was trained primarily on taxonomic captions and images, including iNat21, yet fails significantly on non-species queries, while WildCLIP has degraded performance in all supercategories. This performance emphasizes the need for better natural world models and fine-tuning strategies that can gain domain-specific expertise while preserving generalist capabilities.

Reranking offers a valuable opportunity for improving retrieval. Table 3 shows that reranking with larger models like VILA-40B and GPT-4o gives a significant performance boost in mAP@50 of 7 and 12 points, respectively. Still, even GPT-4o performs significantly worse than the best possible rerank of its initial CLIP ViT-H-14 ranking. Increasing the size of the initial retrieval set from 50 to 100 can further improve performance by surfacing more relevant images, but only higher-performing models benefit: The mAP@50 for GPT-4o increases by 5 points, while lower-performing models

Table 4: Results for the INQUIRE-RERANK task on various embedding and multimodal models. For each task, a fixed set of the top-100 images is provided, which we then rerank using different methods. Evaluation metrics are calculated based solely on this fixed set, disregarding any potential positives outside of the top-100 images. Therefore, a perfect score is achievable within this context.

Method	AP	nDCG	MRR	Method	AP	nDCG	MRR
<i>Random</i>	22.1	52.6	0.35	<i>Open-source multimodal models</i>			
<i>Embedding models</i>				BLIP-2 T5-XXL [40]	40.0	65.4	0.55
CLIP ViT-B-32 [60]	30.2	59.1	0.47	InstructBLIP-T5-XXL [21]	41.5	66.9	0.59
CLIP ViT-L-14 [60]	36.8	64.2	0.57	PaliGemma-3B-mix-448 [13]	42.9	67.9	0.60
CLIP ViT-H-14 [24]	42.6	68.7	0.66	LLaVA-v1.5-13B [44]	43.7	68.4	0.61
SigLIP SO400m-14 [83]	50.1	73.5	0.72	LLaVA-v1.6-7B [45]	46.9	70.4	0.66
<i>Proprietary multimodal models</i>				LLaVA-v1.6-34B [45]	47.0	70.4	0.62
GPT-4V [3]	47.8	71.9	0.70	VILA-13B [41]	47.1	71.1	0.67
GPT-4o [55]	59.6	78.9	0.78	VILA-40B [41]	52.8	74.4	0.71

like LLaVA-v1.6-7B see decreased performance. Further results for varying the initial ranking set size are in Appendix E. Figure 6 visualizes how GPT-4o reranking improves performance on every category compared to its initial ViT-H-14 ranking.

Different query types present challenges of varying difficulties to existing models. Figure 6 illustrates the difference in performance across query categories. We see that APPEARANCE queries, which often require both domain knowledge of an organism’s appearance and the fine-grained visual reasoning to recognize them, are the most difficult for existing models. Indeed, the LIFE CYCLE AND DEVELOPMENT set (e.g., “*Immature bald eagle*”, “*A cicada in the process of shedding its exoskeleton*”) are by far the most difficult. Conversely, CONTEXT queries such those in the HUMAN IMPACT set (e.g., “*leopard on a road*”, “*bird caught in a net*”), for which less expertise and comparatively coarser image understanding are needed, are easier for existing models.

5.3 Rerank Retrieval Task Results

The results for the INQUIRE-RERANK task are presented in Table 4, where we evaluate reranking performance of both CLIP-style models like ViT-B-32 and larger vision-language models such as GPT-4o. Since the total number of images for each query is small (i.e., 100), we also show the expected results of a random reranking for baseline comparison. In Table 5 we further break down INQUIRE-RERANK results by queries containing scientific terminology and by query supercategory.

Current models struggle with expert-level text-to-image retrieval on INQUIRE. In Table 4 we observe that the highest AP of 59.6, achieved by GPT-4o, is far below the perfect score of 100, showing substantial room for improvement. Smaller models like CLIP ViT-B-32 only slightly outperform random chance. Since the top retrieved images are often visually or semantically similar, lower-performing models may be confused into promoting irrelevant images, leading to poorer ranking.

Queries with scientific terminology are significantly more challenging, showing that models might not understand domains-specific language. For example, the query “*Axanthism in a green frog*”—referring to a mutation limiting yellow pigment production, resulting in a blue appearance—uses specialized terminology that a model may not understand. As a result, a model may incorrectly rank typical green frogs higher than axanthic green frogs, leading to worse-than-random performance. We show the performance of reranking models on queries with scientific terminology in Table 5. Interestingly, GPT-4o appears to be closing this gap, with an average difference of 7 points between queries with and without scientific terminology (AP scores of 53 and 60, respectively), compared to a 16-point difference for the next best model, VILA-40B (AP of 39 and 55). Nevertheless, this gap remains. Future work should explore methods to improve models’ comprehension of domain-specific language, which is critical for accurate retrieval in scientific contexts.

Reranking effectiveness varies widely by the query type. Table 5 shows that CONTEXT queries, often requiring general visual understanding, benefit substantially from reranking. Conversely, SPECIES queries, requiring fine-grained visual understanding, see minimal improvement, with the

Table 5: Evaluation of INQUIRE-RERANK with queries grouped into different query types. First, we group queries containing scientific lingo and no scientific lingo. Next, we group queries by their supercategory (Appearance, Behavior, Context, Species). Queries with lingo tend to be more difficult, especially for large models with good generalist understanding but lacking domain expertise. All results are reported in AP.

Model	By Lingo		By Supercategory			
	Lingo	No Lingo	Appearance	Behavior	Context	Species
WildCLIP	20.8	32.0	31.8	29.8	35.7	36.0
BioCLIP	17.2	30.3	27.8	25.6	31.3	44.8
CLIP ViT-B-32	22.8	31.6	29.5	31.0	36.0	35.3
CLIP ViT-L-14	29.2	37.4	37.2	36.2	40.2	38.2
CLIP ViT-H-14	32.1	44.0	38.1	50.5	45.5	31.2
SigLIP SO400m-14	38.3	51.7	51.7	53.6	54.1	44.6
LLaVA-v1.6-34B	28.2	49.5	41.0	48.2	53.8	37.5
VILA-13B	37.2	48.2	39.3	47.1	58.6	34.8
VILA-40B	38.6	54.5	46.9	54.9	63.1	37.0
GPT-4V	35.9	49.3	40.3	50.2	54.2	39.0
GPT-4o	53.3	60.4	51.9	61.4	75.4	44.3

specialized BioCLIP beating out even GPT-4o. These trends suggest that while recent models have better generalized vision capabilities, they continue to struggle with fine-grained visual understanding.

6 Limitations and Societal Impact

While the species labels for each image in iNat24 are generated via consensus from multiple citizen scientists, there may still be errors in the labels which our evaluation will inherit. However, this error rate is estimated to be low [47]. INQUIRE contains natural world images, which while diverse, may hinder the relevance of some of our insights to other visual domains. In spite of this, we believe that due to the wide range of visual queries contained within, progress on INQUIRE will likely be indicative of multimodal model performance on other challenging domains.

There could be unintended negative consequences if conservation assessments were made based on the predictions from biased or inaccurate models evaluated in this paper. Where relevant, we have attempted to flag these performance deficiencies. While we have filtered out personally identifiable information from our images, the retrieval paradigm allows for free-form text search and thus care should be taken to ensure that appropriate text filters are in-place to prevent inaccurate or hurtful associations being made between user queries and images of wildlife.

7 Conclusion

We introduced INQUIRE, a challenging new text-to-image retrieval benchmark which consists of expert-level text queries that have been exhaustively annotated across a large pool of five million natural world images called iNat24. This benchmark aims to emulate real world image retrieval and analysis problems faced by scientists working with these types of large-scale image collections. Our hope is that progress on INQUIRE will drive advancements in the real scientific utility of AI systems. Our evaluation of existing methods reveals that INQUIRE poses a significant challenge even for the current largest state-of-the-art multimodal models, showing there is significant room for innovations to develop accurate retrieval systems for complex visual domains.

Acknowledgments and Disclosure of Funding

We wish to thank the many iNaturalist participants for continuing to share their data and also the numerous individuals who provided suggestions for search queries. Special thanks to Kayleigh Neil, Beñat Yañez Iturbe-Ormaeche, Filip Dorm, and Patricia Mrazek for data annotation. Funding for annotation was provided by the Generative AI Laboratory (GAIL) at the University of Edinburgh. EV and SB were supported in part by the Global Center on AI and Biodiversity Change (NSF OISE-2330423 and NSERC 585136). OMA was in part supported by a Royal Society Research Grant. OP and KJ were supported by the Biome Health Project funded by WWF-UK.

References

- [1] iNaturalist Challenge Datasets. https://github.com/visipedia/inat_comp, . accessed June 5, 2024.
- [2] iNaturalist. <https://www.inaturalist.org>, . accessed June 5, 2024.
- [3] J. Achiam, S. Adler, S. Agarwal, L. Ahmad, I. Akkaya, F. L. Aleman, D. Almeida, J. Al-tenschmidt, S. Altman, S. Anadkat, et al. Gpt-4 technical report. *arXiv:2303.08774*, 2023.
- [4] J.-B. Alayrac, J. Donahue, P. Luc, A. Miech, I. Barr, Y. Hasson, K. Lenc, A. Mensch, K. Millican, M. Reynolds, et al. Flamingo: a visual language model for few-shot learning. *NeurIPS*, 2022.
- [5] S. Antol, A. Agrawal, J. Lu, M. Mitchell, D. Batra, C. L. Zitnick, and D. Parikh. Vqa: Visual question answering. In *ICCV*, 2015.
- [6] R. Arandjelovic, P. Gronat, A. Torii, T. Pajdla, and J. Sivic. Netvlad: Cnn architecture for weakly supervised place recognition. In *CVPR*, 2016.
- [7] O. Avrahami, D. Lischinski, and O. Fried. Blended diffusion for text-driven editing of natural images. In *CVPR*, 2022.
- [8] O. Avrahami, T. Hayes, O. Gafni, S. Gupta, Y. Taigman, D. Parikh, D. Lischinski, O. Fried, and X. Yin. Spatext: Spatio-textual representation for controllable image generation. In *CVPR*, 2023.
- [9] A. Babenko, A. Slesarev, A. Chigorin, and V. Lempitsky. Neural codes for image retrieval. In *ECCV*, 2014.
- [10] R. Baeza-Yates, B. Ribeiro-Neto, et al. *Modern information retrieval*. 1999.
- [11] V. Balntas, E. Riba, D. Ponsa, and K. Mikolajczyk. Learning local feature descriptors with triplets and shallow convolutional neural networks. In *BMVC*, 2016.
- [12] H. Bay, T. Tuytelaars, and L. Van Gool. Surf: Speeded up robust features. In *ECCV*, 2006.
- [13] L. Beyer*, A. Steiner*, A. S. Pinto*, A. Kolesnikov*, X. Wang*, D. Salz, M. Neumann, I. Alabdulmohsin, M. Tschannen, E. Bugliarello, et al. PaliGemma: A versatile 3B VLM for transfer. *arXiv preprint arXiv:2407.07726*, 2024.
- [14] M. Boratko, X. L. Li, R. Das, T. O’Gorman, D. Le, and A. McCallum. Protoqa: A question answering dataset for prototypical common-sense reasoning. In *EMNLP*, 2020.
- [15] F. Bordes, R. Y. Pang, A. Ajay, A. C. Li, A. Bardes, S. Petryk, O. Mañas, Z. Lin, A. Mahmoud, B. Jayaraman, et al. An introduction to vision-language modeling. *arXiv:2405.17247*, 2024.
- [16] M. Chandler, L. See, K. Copas, A. M. Bonde, B. C. López, F. Danielsen, J. K. Legind, S. Masinde, A. J. Miller-Rushing, G. Newman, et al. Contribution of citizen science towards international biodiversity monitoring. *Biological Conservation*, 2017.
- [17] M. Cherti, R. Beaumont, R. Wightman, M. Wortsman, G. Ilharco, C. Gordon, C. Schuhmann, L. Schmidt, and J. Jitsev. Reproducible scaling laws for contrastive language-image learning. In *CVPR*, 2023.
- [18] N. Craswell and S. Robertson. *Average Precision at n*. 2009.

- [19] N. Craswell, B. Mitra, E. Yilmaz, D. Campos, and E. M. Voorhees. Overview of the trec 2019 deep learning track. *arXiv:2003.07820*, 2020.
- [20] N. Craswell, B. Mitra, E. Yilmaz, and D. Campos. Overview of the trec 2020 deep learning track. *arXiv:2102.07662*, 2021.
- [21] W. Dai, J. Li, D. Li, A. M. H. Tiong, J. Zhao, W. Wang, B. Li, P. Fung, and S. Hoi. Instructblip: Towards general-purpose vision-language models with instruction tuning. *NeurIPS*, 2023.
- [22] J. Deng, J. Guo, E. Ververas, I. Kotsia, and S. Zafeiriou. Retinaface: Single-shot multi-level face localisation in the wild. In *CVPR*, 2020.
- [23] M. Douze, A. Guzhva, C. Deng, J. Johnson, G. Szilvasy, P.-E. Mazaré, M. Lomeli, L. Hosseini, and H. Jégou. The Faiss library. *arXiv:2401.08281*, 2024.
- [24] A. Fang, A. M. Jose, A. Jain, L. Schmidt, A. Toshev, and V. Shankar. Data filtering networks. In *ICLR*, 2024.
- [25] V. Gabeff, M. Russwurm, D. Tuia, and A. Mathis. Wildclip: Scene and animal attribute retrieval from camera trap data with domain-adapted vision-language models. *IJCV*, 2024.
- [26] S. Y. Gadre, G. Ilharco, A. Fang, J. Hayase, G. Smyrnis, T. Nguyen, R. Marten, M. Wortsman, D. Ghosh, J. Zhang, et al. Datacomp: In search of the next generation of multimodal datasets. *NeurIPS*, 2023.
- [27] D. Hawking, N. Craswell, P. Bailey, and K. Griffiths. Measuring search engine quality. *Information retrieval*, 2001.
- [28] D. Hendrycks, C. Burns, S. Basart, A. Zou, M. Mazeika, D. Song, and J. Steinhardt. Measuring massive multitask language understanding. In *ICLR*, 2021.
- [29] C.-Y. Hsieh, J. Zhang, Z. Ma, A. Kembhavi, and R. Krishna. Sugarcrape: Fixing hackable benchmarks for vision-language compositionality. *NeurIPS*, 2023.
- [30] X. Hu, Z. Gan, J. Wang, Z. Yang, Z. Liu, Y. Lu, and L. Wang. Scaling up vision-language pre-training for image captioning. In *CVPR*, 2022.
- [31] G. Ilharco, M. Wortsman, R. Wightman, C. Gordon, N. Carlini, R. Taori, A. Dave, V. Shankar, H. Namkoong, J. Miller, H. Hajishirzi, A. Farhadi, and L. Schmidt. Openclip, 2021.
- [32] C. Jia, Y. Yang, Y. Xia, Y.-T. Chen, Z. Parekh, H. Pham, Q. Le, Y.-H. Sung, Z. Li, and T. Duerig. Scaling up visual and vision-language representation learning with noisy text supervision. In *ICML*, 2021.
- [33] A. Kamath, J. Hessel, and K.-W. Chang. Text encoders bottleneck compositionality in contrastive vision-language models. In *EMNLP*, 2023.
- [34] V. Karpukhin, B. Oguz, S. Min, P. Lewis, L. Wu, S. Edunov, D. Chen, and W.-t. Yih. Dense passage retrieval for open-domain question answering. In *EMNLP*, 2020.
- [35] O. Khattab and M. Zaharia. Colbert: Efficient and effective passage search via contextualized late interaction over bert. In *SIGIR Conference on Research and Development in Information Retrieval*, 2020.
- [36] A. Krizhevsky, I. Sutskever, and G. E. Hinton. Imagenet classification with deep convolutional neural networks. *NeurIPS*, 2012.
- [37] D. Lawrie, S. MacAvaney, J. Mayfield, P. McNamee, D. W. Oard, L. Soldaini, and E. Yang. Overview of the TREC 2023 NeuCLIR Track. *arXiv:2404.08071*, 2024.
- [38] B. Li, R. Wang, G. Wang, Y. Ge, Y. Ge, and Y. Shan. Seed-bench: Benchmarking multimodal llms with generative comprehension. In *CVPR*, 2024.
- [39] J. Li, D. Li, C. Xiong, and S. Hoi. Blip: Bootstrapping language-image pre-training for unified vision-language understanding and generation. In *ICML*, 2022.

- [40] J. Li, D. Li, S. Savarese, and S. Hoi. Blip-2: Bootstrapping language-image pre-training with frozen image encoders and large language models. In *ICML*, 2023.
- [41] J. Lin, H. Yin, W. Ping, P. Molchanov, M. Shoenybi, and S. Han. Vila: On pre-training for visual language models. In *CVPR*, 2024.
- [42] T.-Y. Lin, M. Maire, S. Belongie, J. Hays, P. Perona, D. Ramanan, P. Dollár, and C. L. Zitnick. Microsoft coco: Common objects in context. In *ECCV*, 2014.
- [43] H. Liu, C. Li, Q. Wu, and Y. J. Lee. Visual instruction tuning. In *NeurIPS*, 2023.
- [44] H. Liu, C. Li, Y. Li, and Y. J. Lee. Improved baselines with visual instruction tuning. In *CVPR*, 2024.
- [45] H. Liu, C. Li, Y. Li, B. Li, Y. Zhang, S. Shen, and Y. J. Lee. LLaVA-NeXT: Improved reasoning, OCR, and world knowledge, 2024. URL <https://llava-v1.github.io/blog/2024-01-30-llava-next>.
- [46] Y. Liu, H. Duan, Y. Zhang, B. Li, S. Zhang, W. Zhao, Y. Yuan, J. Wang, C. He, Z. Liu, et al. Mmbench: Is your multi-modal model an all-around player? In *ECCV*, 2024.
- [47] S. Loarie. iNaturalist Observation Accuracy Experiment (0.3), 2024. URL https://www.inaturalist.org/observation_accuracy_experiments/4.
- [48] T. Lohan. From observation to action: How inaturalist spurs conservation, Jan 2024. URL <https://therevelator.org/inaturalist-conservation/>.
- [49] D. G. Lowe. Distinctive image features from scale-invariant keypoints. *IJCV*, 2004.
- [50] Z. Ma, J. Hong, M. O. Gul, M. Gandhi, I. Gao, and R. Krishna. Crepe: Can vision-language foundation models reason compositionally? In *CVPR*, 2023.
- [51] T. Mensink, J. Uijlings, L. Castrejon, A. Goel, F. Cadar, H. Zhou, F. Sha, A. Araujo, and V. Ferrari. Encyclopedic vqa: Visual questions about detailed properties of fine-grained categories. In *ICCV*, 2023.
- [52] G. Mialon, C. Fourrier, T. Wolf, Y. LeCun, and T. Scialom. Gaia: a benchmark for general ai assistants. In *ICLR*, 2023.
- [53] A. Q. Nichol, P. Dhariwal, A. Ramesh, P. Shyam, P. Mishkin, B. McGrew, I. Sutskever, and M. Chen. Glide: Towards photorealistic image generation and editing with text-guided diffusion models. In *ICML*, 2022.
- [54] R. Nogueira and K. Cho. Passage re-ranking with bert. *arXiv:1901.04085*, 2019.
- [55] OpenAI. GPT-4o, 2024. URL <https://openai.com/index/hello-gpt-4o/>. accessed June 5, 2024.
- [56] G. Pauly. We want your photos of alligator lizard sex, 2018. URL <https://nhm.org/stories/we-want-your-photos-alligator-lizard-sex>.
- [57] N. Pernat, S. Canavan, M. Golivets, J. Hillaert, Y. Itescu, I. Jarić, H. M. Mann, P. Pipek, C. Preda, D. M. Richardson, et al. Overcoming biodiversity blindness: Secondary data in primary citizen science observations. *Ecological Solutions and Evidence*, 2024.
- [58] J. Philbin, O. Chum, M. Isard, J. Sivic, and A. Zisserman. Object retrieval with large vocabularies and fast spatial matching. In *CVPR*, 2007.
- [59] J. Philbin, O. Chum, M. Isard, J. Sivic, and A. Zisserman. Lost in quantization: Improving particular object retrieval in large scale image databases. In *CVPR*, 2008.
- [60] A. Radford, J. W. Kim, C. Hallacy, A. Ramesh, G. Goh, S. Agarwal, G. Sastry, A. Askell, P. Mishkin, J. Clark, et al. Learning transferable visual models from natural language supervision. In *ICML*, 2021.

- [61] A. Ramesh, P. Dhariwal, A. Nichol, C. Chu, and M. Chen. Hierarchical text-conditional image generation with clip latents. *arXiv:2204.06125*, 2022.
- [62] A. Ray, F. Radenovic, A. Dubey, B. Plummer, R. Krishna, and K. Saenko. cola: A benchmark for compositional text-to-image retrieval. *NeurIPS*, 2023.
- [63] O. Russakovsky, J. Deng, H. Su, J. Krause, S. Satheesh, S. Ma, Z. Huang, A. Karpathy, A. Khosla, M. Bernstein, et al. Imagenet large scale visual recognition challenge. *IJCV*, 2015.
- [64] C. Saharia, W. Chan, S. Saxena, L. Li, J. Whang, E. L. Denton, K. Ghasemipour, R. Gontijo Lopes, B. Karagol Ayan, T. Salimans, et al. Photorealistic text-to-image diffusion models with deep language understanding. *NeurIPS*, 2022.
- [65] C. Schuhmann, R. Beaumont, R. Vencu, C. Gordon, R. Wightman, M. Cherti, T. Coombes, A. Katta, C. Mullis, M. Wortsman, et al. Laion-5b: An open large-scale dataset for training next generation image-text models. *NeurIPS*, 2022.
- [66] J. Singh, I. Shrivastava, M. Vatsa, R. Singh, and A. Bharati. Learn" no" to say" yes" better: Improving vision-language models via negations. *arXiv:2403.20312*, 2024.
- [67] S. Stevens, J. Wu, M. J. Thompson, E. G. Campolongo, C. H. Song, D. E. Carlyn, L. Dong, W. M. Dahdul, C. Stewart, T. Berger-Wolf, W.-L. Chao, and Y. Su. BioCLIP: A vision foundation model for the tree of life. In *CVPR*, 2024.
- [68] G. Van Horn, S. Branson, R. Farrell, S. Haber, J. Barry, P. Ipeirotis, P. Perona, and S. Belongie. Building a bird recognition app and large scale dataset with citizen scientists: The fine print in fine-grained dataset collection. In *CVPR*, 2015.
- [69] G. Van Horn, O. Mac Aodha, Y. Song, Y. Cui, C. Sun, A. Shepard, H. Adam, P. Perona, and S. Belongie. The inaturalist species classification and detection dataset. In *CVPR*, 2018.
- [70] G. Van Horn, E. Cole, S. Beery, K. Wilber, S. Belongie, and O. Mac Aodha. Benchmarking representation learning for natural world image collections. In *CVPR*, 2021.
- [71] E. M. Voorhees, D. K. Harman, et al. *TREC: Experiment and evaluation in information retrieval*. 2005.
- [72] H. Wang, Y. Li, H. Yao, and X. Li. Clipn for zero-shot ood detection: Teaching clip to say no. In *ICCV*, 2023.
- [73] X.-S. Wei, Y.-Z. Song, O. Mac Aodha, J. Wu, Y. Peng, J. Tang, J. Yang, and S. Belongie. Fine-grained image analysis with deep learning: A survey. *PAMI*, 2021.
- [74] T. Weyand, A. Araujo, B. Cao, and J. Sim. Google landmarks dataset v2-a large-scale benchmark for instance-level recognition and retrieval. In *CVPR*, 2020.
- [75] P. Xu, W. Shao, K. Zhang, P. Gao, S. Liu, M. Lei, F. Meng, S. Huang, Y. Qiao, and P. Luo. Lvlm-ehub: A comprehensive evaluation benchmark for large vision-language models. *arXiv:2306.09265*, 2023.
- [76] Z. Xu, Y. Zhu, S. Deng, A. Mittal, Y. Chen, M. Wang, P. Favaro, J. Tighe, and D. Modolo. Benchmarking zero-shot recognition with vision-language models: Challenges on granularity and specificity. In *CVPR*, 2024.
- [77] Z. Yin, J. Wang, J. Cao, Z. Shi, D. Liu, M. Li, X. Huang, Z. Wang, L. Sheng, L. Bai, et al. Lamm: Language-assisted multi-modal instruction-tuning dataset, framework, and benchmark. *NeurIPS*, 2023.
- [78] N. E. Young, M. Fairchild, T. Belcher, P. Evangelista, C. J. Verdone, and T. J. Stohlgren. Finding the needle in the haystack: iterative sampling and modeling for rare taxa. *Journal of Insect Conservation*, 2019.
- [79] P. Young, A. Lai, M. Hodosh, and J. Hockenmaier. From image descriptions to visual denotations: New similarity metrics for semantic inference over event descriptions. *TACL*, 2014.

- [80] J. Yu, Z. Wang, V. Vasudevan, L. Yeung, M. Seyedhosseini, and Y. Wu. Coca: Contrastive captioners are image-text foundation models. In *TMLR*, 2022.
- [81] X. Yue, Y. Ni, K. Zhang, T. Zheng, R. Liu, G. Zhang, S. Stevens, D. Jiang, W. Ren, Y. Sun, C. Wei, B. Yu, R. Yuan, R. Sun, M. Yin, B. Zheng, Z. Yang, Y. Liu, W. Huang, H. Sun, Y. Su, and W. Chen. Mmmu: A massive multi-discipline multimodal understanding and reasoning benchmark for expert agi. In *CVPR*, 2024.
- [82] M. Yuksekgonul, F. Bianchi, P. Kalluri, D. Jurafsky, and J. Zou. When and why vision-language models behave like bags-of-words, and what to do about it? In *ICLR*, 2022.
- [83] X. Zhai, B. Mustafa, A. Kolesnikov, and L. Beyer. Sigmoid loss for language image pre-training. In *ICCV*, 2023.
- [84] W. Zhong, R. Cui, Y. Guo, Y. Liang, S. Lu, Y. Wang, A. Saied, W. Chen, and N. Duan. Agieval: A human-centric benchmark for evaluating foundation models. *arXiv:2304.06364*, 2023.
- [85] Y. Zong, O. Mac Aodha, and T. Hospedales. Self-supervised multimodal learning: A survey. *PAMI*, 2024.

Appendix

Please refer to the links below for the dataset, code repository, and website:

- Website: <https://inquire-benchmark.github.io/>
- GitHub: <https://github.com/inquire-benchmark/INQUIRE>
- Data: <https://github.com/inquire-benchmark/INQUIRE/tree/main/data>

Contents

A	INQUIRE Query Examples	17
B	Additional Details about INQUIRE	19
C	Additional Details about iNat24	19
D	Geographic Range of INQUIRE and iNat24	20
E	Additional Results	21
E.1	Breaking Down Results by Category	21
E.2	Validation Set Results	22
F	Computational Efficiency	23
G	Evaluation Metrics	23
H	iNat24 Image Collection and INQUIRE Annotation Protocol	25
H.1	iNat24 Dataset Curation	25
H.2	Data Annotation	25
H.3	Data Format and Structure	26
H.4	Ethical Considerations	27
H.5	Participant Compensation	27
H.6	Annotation Instructions	27
I	Multi-Modal Model Prompting Details	30
J	Full List of INQUIRE Queries	30
K	Datasheet	36
K.1	Motivation	36
K.2	Composition	36
K.3	Collection	38
K.4	PREPROCESSING / CLEANING / LABELING	40
K.5	USES	41
K.6	DISTRIBUTION	41
K.7	MAINTENANCE	42

A INQUIRE Query Examples

Below we include several queries from INQUIRE with their broad justification, small number of examples of relevant and not relevant images, and a detailed explanation of each image's relevance.

Q California Condor tagged with green 26

California condors were extinct in the wild before their re-introduction in 1992. To track the movements of individuals, each condor has identifiable tags placed by biologists. Identifying individual condors based on community volunteer photos can provide evidence of their movement, behavior, and social interactions.



Explanation: (1) and (2) have green tags with numbers 0 and 29, respectively. (3), (4), and (5) all show a green tag 26, indicating that these are relevant.

Q Moorish Gecko with regenerated tail

This query is useful for studying tail autotomy and regeneration in geckos. Moorish geckos can regenerate their tail, but the regenerated tail will not be the same as the original: they do not grow tubercles so they appear smooth instead of ridged.



Explanation: (1) and (5) have regenerated tails, but are not Moorish geckos. (2) is a Moorish gecko, but does not have a regenerated tail as evidenced by ridges all the way down the length of the tail. Finally, (3) and (4) are both Moorish geckos and have sections of their tails that appear entirely smooth, indicating that they are regenerated.

Q Everted osmeterium

Swallowtail butterfly (*Papilionidae*) larvae have osmeterium, a unique defensive organ that is everted in response to threats. This organ has a few defensive uses: it secretes an acidic mixture that can deter threats, mimics a forked tongue to perhaps appear like a snake, and is brightly colored as a possible aposematic warning.



Explanation: (1) and (3) are correctly retrieved examples of swallowtail larvae at different life stages with everted osmeterium. (2) and (5) are also swallowtail larvae, but their osmeterium are not everted. (4) is a tulip-tree silk moth, which has four orange-red spurs on its head that are not osmeterium.

Q A godwit performing distal rhynchokinesis

Distal rhynchokinesis is an ability possessed by some long-billed shorebirds characterized by bending of the upper mandible. While it is hypothesized that this ability can help capture more feed when the birds feed by probing their beak in the mud, the functionality and evolutionary significance is not clear.



Explanation: (1) and (3) show pictures of godwits performing distal rhynchokinesis, as indicated by the upwards-bending upper beak. (2) shows a godwit with an open beak, but as the upper beak is straight, it is not performing distal rhynchokinesis. (4) shows a godwit with a straight, closed beak. (5) shows a godwit probing, so it not relevant as we can not infer if it is performing distal rhynchokinesis.

Q Strawberry poison-dart frog with the "la gruta" color morph from Isla Colon

Strawberry poison-dart frogs are known for their numerous color morphs, such as the common "blue jeans" morph with a red body with blue legs. Geographically isolated groups of frogs have extreme variability in coloration, but the reasons and mechanisms behind this are not clear, such as the importance of sexual selection of aposematic signaling. One such example is the "la gruta" color morph from Isla Colon, with a yellow-green base, possibly blue-ish legs, and dark dots.



Explanation: (1) and (6) both show the "la gruta" morph with the characteristic yellow-green coloring and dark dots. (2) is the common "blue jeans" morph with a red body and blue legs. (3) and (4) are both different color morphs, while (5) is a Green and black poison dart frog, which is a different species.

Q Redwood trees with fire scars

Redwood trees like coast redwoods and giant sequoias are adapted to withstand fires, but forest mismanagement has led to fires with unprecedented intensity. Pictures of their fire scars can help understand the impacts of wildfires on tree resilience, and fresh growth next to charred bark indicates that a tree has grown since the last fire. Fire also plays an important role in redwood reproduction, including opening up their cones and clearing the forest floor of competitive vegetation. Fire scars appear on redwood trees as blackened bark.



Explanation: All of these pictures show coast redwoods or giant sequoias. (1), (2) and (4) show fire scars, as evidenced by the blackened bark inside the trees. (3) Does not show evidence of fire scars, and (5) shows a tree which may have fallen over, but also does not show evidence of fire scars.

B Additional Details about INQUIRE

In Figure A1 we show histograms representing the number of labeled images and relevant images for each query from INQUIRE. We see that there is a long-tailed distribution for the number of relevant images per query, which ranges from 1 to 1500, with an average of 131 and median of 46 relevant images per query. In total, we labeled 194,334 images, of which 32,696 were relevant to their queries (or 32,553 unique images). As we use species filters and other steps to ensure our labeling is comprehensive (see Appendix H), we treat the rest of the iNat24 images as not relevant. This means that along with the existing image labels, we also have about 5 million weak negative labels per query, for a total of 1 billion weak labels.

In Table A1 we provide a breakdown of the number of queries of each of the four main types, including the average number of relevant images for each query. We note that this number varies widely. Species queries tend to have many relevant labels, while queries in categories like "Tracking and Identification" tend to have few relevant images.

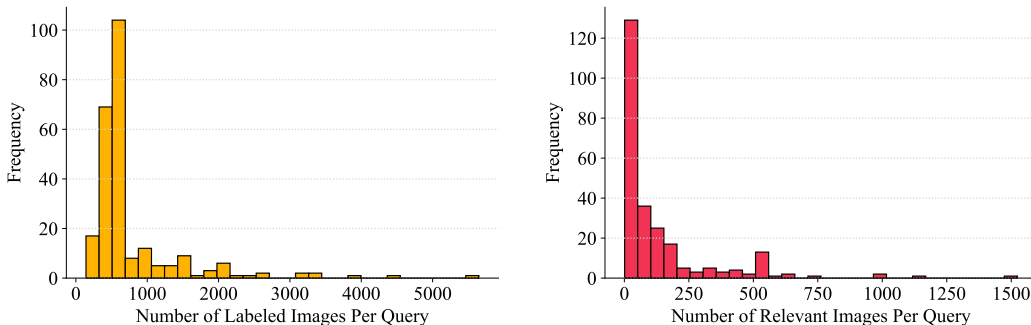


Figure A1: Collecting INQUIRE involved labeling a combined total of 194,334 candidate images across all 250 queries, yielding 32,696 relevant matches. These histograms show the number of images labeled per query, and the number of those that were relevant.

Table A1: INQUIRE queries can be grouped into 16 categories. Here we provide a list of these categories, the number of queries in each, and an example.

Supercategory	Category	# Val Queries	# Test Queries	Mean # Relevant	Example
Appearance	Health and Disease	2	15	140	red fox showing signs of sarcoptic mange
	Life Cycle and Development	4	18	104	penguin during molting period
	Sex identification	2	13	216	fiddler crab with an oversized chela
	Tracking and Identification	4	8	30	California Condor tagged with green 26
	Unique appearances or morphs	5	12	79	a male mandarin duck in breeding plumage
Behavior	Cooperative and Social Behaviors	4	20	49	macaques engaging in mutual grooming behavior
	Defensive and Survival Behaviors	2	11	51	everted osmeterium
	Feeding and Hydration	5	18	62	A godwit performing distal rhynchokinesis
	Mating, Courtship, Reproduction	4	11	39	Alligator lizards mating
	Miscellaneous Behavior	2	7	151	spider monkey using its tail to hang on a branch
Context	Animal Structures and Habitats	4	8	230	a rose bedeguar gall
	Collected Specimens	1	5	34	measuring the body dimensions of a bee
	Human Impact	4	11	45	dehorned rhin
	Miscellaneous Context	2	13	139	Mushrooms growing in a fairy ring formation
	Parasitism and Symbiosis	1	12	56	Sharks with remoras attached
Species	Species ID	4	18	520	blue dragon nudibranch

C Additional Details about iNat24

iNat24 contains 4,813,543 images for 9,959 species. Figure A2 shows examples of randomly chosen images from the dataset.


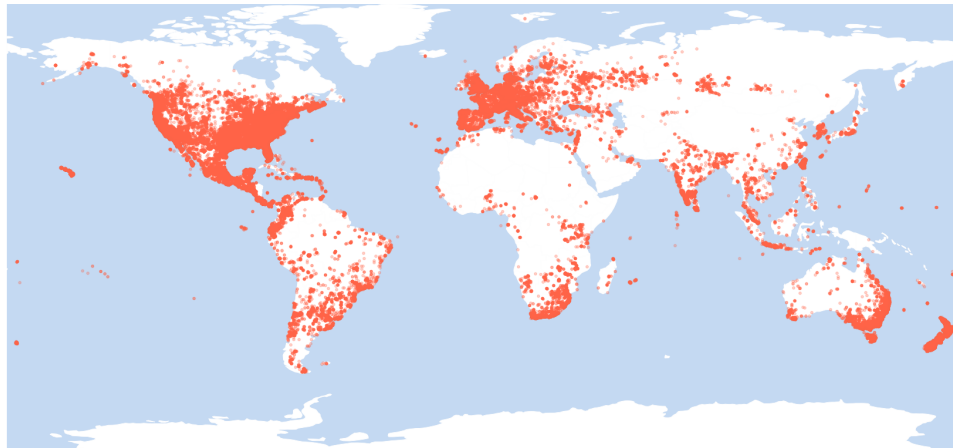


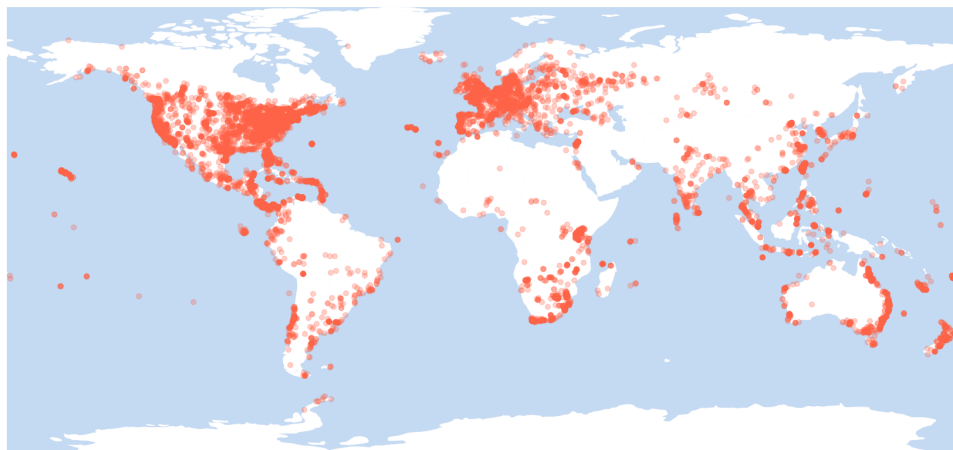
Figure A2: Random images from the iNat24 dataset. iNat24 contains five million images from 10,000 species classes.

D Geographic Range of INQUIRE and iNat24

In Figure A3 we show the geographic range of iNat24 observations and image from INQUIRE judged as relevant. We can see that the distribution of both is similar, which demonstrates that INQUIRE queries do not exhibit a strong geographic bias as compared to the iNat24 source data in the images that the queries correspond to. However, both exhibit a bias towards North America, Europe, and parts of Australasia which is reflective of the spatial biases present in the iNaturalist platform.



(a) Geographic distribution of all iNat24 images.



(b) Geographic distribution of the iNat24 images marked relevant for an INQUIRE query.

Figure A3: Here we compare the spatial distribution of the images in iNat24 to the relevant images in queries from INQUIRE. We can see that the distribution of both is similar. Both exhibit a bias towards North America, Europe, and parts of Australasia which is reflective of the spatial biases present in the iNaturalist platform.

E Additional Results

In this section we provide detailed evaluation results on INQUIRE-FULLRANK and INQUIRE-RERANK.

E.1 Breaking Down Results by Category

All INQUIRE queries belong to one of sixteen fine-grained categories, so grouping results by each category provides insights into the specific strengths and weaknesses of current ranking methods. In Table A2 we show the results on INQUIRE-FULLRANK by category for all embeddings models we test. In Table A3 we show the results on INQUIRE-RERANK for all embeddings models and vision-language models we test. Both tables show results for test set queries.

Table A2: Detailed evaluation of INQUIRE-FULLRANK by category for a variety of embedding models. Results are reported in AP@50.

Model	Sp.	Behavior						Context				Appearance					
		Species ID	Miscellaneous Behavior	Defensive and Survival Behaviors	Cooperative and Social Behaviors	Mating, Courtship, Reproduction	Feeding and Hydration	Human Impact	Miscellaneous Context	Animal Structures and Habitats	Parasitism and Symbiosis	Collected Specimens	Tracking and Identification	Health and Disease	Unique appearances or morphs	Sex identification	Life Cycle and Development
bioclip	24.2	2.8	0.0	0.8	0.1	0.0	0.0	7.7	10.4	0.8	0.0	1.0	10.1	5.7	6.6	1.0	
rn50	10.2	13.8	5.4	6.6	3.0	6.2	2.7	10.3	7.3	4.8	6.5	2.2	12.5	14.0	2.7	1.7	
wildclip-t1t7-lwf	10.6	13.4	3.8	5.0	5.3	9.0	6.8	6.9	9.6	3.6	3.2	6.3	14.7	10.4	2.4	0.7	
wildclip-t1	10.9	14.4	5.7	8.7	4.3	10.2	5.8	7.6	11.3	4.0	5.7	5.5	12.6	6.8	3.3	1.1	
vit-b-32	11.3	16.1	4.6	7.5	5.8	7.0	5.3	9.8	7.3	6.1	8.8	5.2	10.6	11.5	5.4	1.6	
vit-b-16	15.3	14.8	8.3	12.0	7.6	9.4	10.4	7.9	11.3	5.8	12.8	10.5	18.1	17.2	6.4	1.4	
rn50x16	18.1	21.9	15.0	15.5	6.7	16.4	11.6	13.8	11.0	8.1	14.2	14.5	22.5	16.0	6.3	5.7	
vit-l-14	19.9	16.6	13.0	15.2	13.9	11.4	14.4	14.9	15.0	9.3	5.6	18.0	20.7	24.6	9.6	6.6	
vit-b-16-dfn	25.2	20.5	15.0	13.9	13.2	21.8	12.3	14.3	15.1	9.6	15.0	12.8	15.8	21.9	10.9	3.5	
vit-l-14-dfn	40.1	24.2	22.9	25.2	26.5	23.2	20.8	26.1	22.0	22.5	22.1	21.7	27.0	27.0	14.1	3.4	
siglip-vit-l-16-384	47.0	43.0	25.9	40.2	36.1	24.5	34.5	31.5	34.4	23.8	29.5	34.9	36.3	24.4	17.1	17.8	
vit-h-14-378	56.5	45.9	38.2	41.3	38.5	30.1	33.3	29.8	36.4	25.6	27.8	34.2	33.5	27.0	21.5	13.5	
siglip-so400m-14-384	46.6	47.4	27.4	44.0	33.9	31.7	38.8	27.6	36.8	24.7	45.6	50.9	33.8	36.7	20.5	17.3	

Table A3: Detailed evaluation of INQUIRE-RERANK by category for a variety of embedding models and vision-language models. Results are reported in AP.

Model	Sp.	Behavior						Context				Appearance					
		Species ID	Miscellaneous Behavior	Defensive and Survival Behaviors	Cooperative and Social Behaviors	Mating, Courtship, Reproduction	Feeding and Hydration	Human Impact	Miscellaneous Context	Animal Structures and Habitats	Parasitism and Symbiosis	Collected Specimens	Tracking and Identification	Health and Disease	Unique appearances or morphs	Sex identification	Life Cycle and Development
bioclip	44.8	41.2	22.9	26.4	29.4	16.7	22.2	34.6	32.5	29.4	39.9	23.7	32.2	15.9	39.6	34.9	
rn50	36.6	50.8	26.0	31.7	28.4	21.6	28.4	37.1	30.6	28.9	36.4	22.4	33.1	32.7	27.5	23.7	
wildclip-t1t7-lwf	40.6	47.9	33.4	31.5	32.4	19.2	38.6	35.6	23.9	25.9	31.3	29.2	31.1	30.2	32.0	27.4	
wildclip-t1	36.0	50.4	33.4	33.4	31.5	19.2	38.8	38.2	30.0	26.2	32.7	26.5	33.0	27.1	32.2	24.4	
vit-b-32	35.3	54.8	24.1	33.2	29.5	26.0	35.0	36.0	28.9	31.9	36.1	25.8	29.4	30.1	26.8	23.6	
vit-b-16	36.7	52.3	29.9	35.6	30.5	23.9	39.3	35.0	27.8	27.1	35.4	36.3	31.9	37.0	28.0	22.7	
rn50x16	40.0	55.7	37.8	34.5	32.7	31.6	37.6	41.9	36.5	28.8	40.2	39.9	36.5	40.5	27.9	26.0	
vit-l-14	38.2	47.8	36.3	39.9	36.8	29.4	45.7	40.1	34.3	27.8	30.5	45.2	35.8	46.6	27.9	30.8	
vit-b-16-dfn	33.3	45.6	33.7	33.5	33.3	33.4	38.3	33.6	27.0	27.8	41.3	32.6	28.6	35.2	24.2	24.1	
vit-l-14-dfn	36.1	51.1	41.7	41.5	44.8	33.2	45.5	41.0	30.3	38.6	42.6	41.2	30.9	40.4	27.8	21.1	
siglip-vit-l-16-384	35.7	70.2	46.1	56.6	57.9	37.0	54.4	50.5	37.6	40.2	52.0	65.2	42.0	40.6	33.2	41.9	
vit-h-14-378	31.2	60.7	57.2	51.4	52.3	39.0	49.1	39.3	33.1	38.8	43.5	60.6	34.6	40.3	27.2	30.2	40.2
siglip-so400m-14-384	44.6	68.9	45.7	59.1	54.6	43.7	58.9	50.1	38.4	39.9	61.5	77.1	39.9	61.4	32.1	40.6	
blip2-flan-t5-xxl	34.2	61.8	54.8	47.9	43.1	33.1	61.3	45.5	33.8	31.5	40.5	46.9	33.8	28.4	30.0	26.1	
instructblip-flan-t5-xxl	37.1	59.7	52.5	49.7	45.2	37.3	71.3	52.8	32.9	30.4	46.7	62.7	40.1	36.8	31.6	25.4	
paligenmma-3b-mix-448	35.8	69.1	53.2	53.7	51.9	44.3	60.6	49.2	35.5	35.0	67.9	75.6	44.5	29.2	37.9	28.8	
	35.0	57.4	50.6	48.5	48.1	37.9	65.1	46.7	38.2	34.0	39.6	71.6	35.6	29.8	29.8	28.0	
llava-v1.6-mistral-7b	33.4	64.9	40.0	46.3	42.6	33.2	62.8	49.3	30.1	44.0	46.3	63.2	33.7	38.2	27.9	24.9	
llava-v1.6-34b	37.5	68.0	51.9	53.1	44.4	41.7	62.9	53.8	37.7	41.1	61.0	70.0	42.4	44.1	34.6	29.4	
VILA1.5-13B	34.8	65.8	55.8	53.5	53.8	32.5	74.1	60.8	33.7	44.8	51.2	66.6	40.0	43.9	30.1	26.8	
VILA1.5-40B	37.0	64.9	56.7	61.9	52.3	46.4	71.3	63.2	44.6	51.5	61.1	77.6	48.5	46.7	31.7	35.4	
GPT-4V	39.0	67.9	53.4	52.1	52.0	47.0	62.5	54.5	46.1	42.3	47.3	52.8	46.9	42.1	34.2	33.0	
GPT-4o	44.3	78.3	70.0	61.8	60.5	56.6	82.4	69.2	49.6	64.2	67.5	72.7	55.6	45.6	44.3	41.2	

E.2 Validation Set Results

In Table A4 we compare the results on the validation and test set for INQUIRE-FULLRANK. We observe that the scores are broadly similar on both data splits, confirming that the validation split is a representative sample of INQUIRE queries.

Table A4: Comparison of INQUIRE-FULLRANK results between the validation set and test set.

Dataset	Model	AP@50		nDCG@50		MRR	
		Val	Test	Val	Test	Val	Test
WildCLIP	CLIP ViT-B-16	6.9	7.4	14.3	16.1	0.24	0.33
BioCLIP	CLIP ViT-B-16	1.7	5.0	5.2	8.6	0.11	0.17
OpenAI	CLIP RN50	8.7	6.8	18.3	15.1	0.35	0.29
OpenAI	CLIP RN50x16	16.8	13.6	28.0	25.5	0.47	0.48
OpenAI	CLIP ViT-B-32	9.8	7.5	18.9	16.8	0.32	0.30
OpenAI	CLIP ViT-B-16	11.7	10.4	23.1	20.9	0.45	0.40
OpenAI	CLIP ViT-L-14	18.4	14.4	31.5	27.1	0.47	0.46
DFN	CLIP ViT-B-16	16.4	15.1	29.1	28.1	0.48	0.48
DFN	CLIP ViT-L-14	22.4	23.1	36.5	37.3	0.55	0.54
DFN	CLIP ViT-H-14@378	35.1	33.3	51.2	48.8	0.71	0.69
WebLI	SigLIP ViT-L-16@384	32.1	31.1	47.3	46.6	0.67	0.68
WebLI	SigLIP SO400m-14@384	30.0	34.2	46.0	49.1	0.64	0.69

F Computational Efficiency

Embedding Generation. The computational efficiency of a retrieval method is key to its real-world viability. In Figure A4 we estimate the computational cost for selected CLIP retrieval methods. Here, the computational cost represents the total computational cost of generating all CLIP embeddings (the per-inference cost is provided by OpenCLIP [31]), and dividing by 250, the number of queries. However, we note that in practice, once all image embeddings are pre-computed and stored in an efficient nearest-neighbors index (e.g., Faiss [23]), each query takes milliseconds and thus its search cost is near-zero. The only significant computational cost will be that of performing inference on the query via the text encoder.

Scaling Laws. Figure A4-left also shows diminishing returns in AP@50 as the model size, and thus the computational cost, increases. When we plot the same data using a log-scaled x-axis in Figure A4-right, we observe a roughly linear trend between the log-scaled computational cost and the AP@50. While further study is required to fully characterize this particular trend, this result shows evidence of power law scaling similar to other machine learning tasks [17].

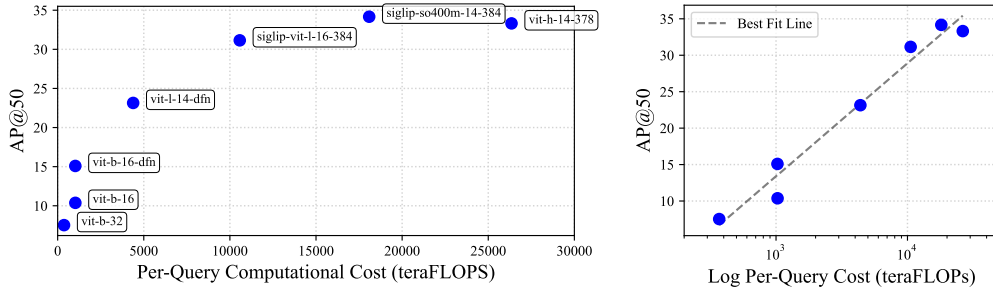


Figure A4: Computation cost of different CLIP models plotted against their performance on INQUIRE full dataset retrieval.

Computational Resources Used. All experiments were performed on A100 GPUs.

G Evaluation Metrics

Average Precision at k. Average Precision (AP) is a well-known metric computed by taking the weighted mean of precision scores at a set of thresholds. This metric has been adapted to the retrieval setting, where it is possible to calculate the Average Precision at k (AP@k) among just the top k retrieved items. Since calculating AP@k requires both the relevance and position of the top k items,

AP@k may be preferred over Precision at k (P@k) which does not use position. A number of AP@k variants have been proposed [10; 27; 71], taking the general form:

$$AP@k = \frac{\sum_{i=1}^k P@i \cdot rel(i)}{NF} \quad (1)$$

where $P@i$ is the precision at i (i.e., among the first i items), $rel(i) \in \{0, 1\}$ is the binary relevance score, and NF is a normalization factor.

In a typical implementation of AP we would see $NF = r$, the total number of relevant items in the top k . However in a retrieval setting with a total of R relevant items, this normalization technique creates a problematic and unintuitive situation where promoting an item into the top k retrievals can decrease the score.

In particular, consider the situation where we have 100 images of which 2 are relevant and 98 are not relevant. Using a normalization factor of $NF = R$, we measure AP@5 for the following two top-5 retrievals:

1. Ordered retrieval relevance: (1, 0, 0, 0, 0) $\implies AP@5 = 1$
2. Ordered retrieval relevance: (1, 0, 0, 0, 1) $\implies AP@5 = 0.7$

We observe that promoting a relevant item into the top 5 resulted in a decreased AP@5, which is undesirable. Our criteria for an AP@ metric is that (1) the measure strictly increases whenever a relevant document is promoted into the top-k, and (2) the has a full range of 0 to 1. Of the range of proposed AP@k variants [10; 27; 71], just [71] meets our desired criteria. This modified average precision normalizes using $\min(k, R)$. In the case above, we now have $NF = \min(k, R) = \min(5, 2) = 2$, yielding:

1. Ordered retrieval relevance: (1, 0, 0, 0, 0) $\implies AP@5 = 0.5$
2. Ordered retrieval relevance: (1, 0, 0, 0, 1) $\implies AP@5 = 0.7$

Our end-to-end retrieval evaluations use AP@k with this desirable normalization factor of $NF = \min(k, R)$. Since the reranking challenge evaluates solely using the fixed set, the normalization factor for this challenge is always r , the number of relevant items within the top k .

For further discussion of Average Precision at k, we refer readers to [18].

nDCG. Normalized discounted cumulative gain is a weighted ranking metric that considers the relative ordering of the retrieved items. To compute nDCG@k for a single query, first we compute the discounted cumulative gain at k (DCG@K):

$$DCG_k = \sum_{i=1}^k \frac{rel(i)}{\log_2(i+1)} \quad (2)$$

where $rel(i) \in \{0, 1\}$ is the binary relevance score for the i th retrieved item. Then, we define the ideal DCG at k (IDCG@k) as the maximum achievable DCG@k:

$$IDCG_k = \sum_{i=1}^{\min(k, R)} \frac{rel(i)}{\log_2(i+1)} \quad (3)$$

where R is the total number of relevant items for the query. Finally, we can compute $nDCG@k$ as

$$nDCG_k = \frac{DCG_k}{IDCG_k} \quad (4)$$

where the normalization by $IDCG@k$ allows $nDCG_k$ to range fully between the interval 0 to 1.

MRR. Mean reciprocal rank is a measure for the rank of the first correct retrieval. MRR can be computed as

$$MRR = \frac{1}{Q} \sum_{i=1}^Q \frac{1}{rank(i)} \quad (5)$$

where Q is the number of queries, and $rank(i)$ gives the rank of the first relevant retrieval for the i th query (1 for 1st position, 2 for 2nd position, etc.). If no relevant retrievals are present in the retrieved list, we let $rank(i) = \infty$, i.e., $1/rank(i) = 0$.

H iNat24 Image Collection and INQUIRE Annotation Protocol

In this sections we describe in detail our data collection protocol for collecting the iNat24 dataset and annotating the INQUIRE benchmark.

H.1 iNat24 Dataset Curation

We follow a similar paradigm used to organize the iNaturalist Competition Datasets from 2017 [69], 2018 [1], 2019 [1], and 2021 [70]. For the 2024 version we start from an iNaturalist observation database export generated on 2023-12-30. Observations are then filtered to include only those observed in the years 2021, 2022, or 2023. This ensures the images in iNat24 are unique and do not overlap with images from prior dataset versions (e.g., iNat21 [70] only contains images up until September 2020). To utilize the iNat21 taxonomy (for easy compatibility with that dataset) we detect taxonomic changes between the iNat21 taxonomy and the iNaturalist taxonomy included in the 2023-12-30 database export. We then modify species labels (where necessary) so that observations conform to the iNat21 taxonomy. Some of these taxonomic changes can be quite complicated (splits, merges, etc.) resulting in cases where an iNat21 species is no longer valid, however we are able to recover 9,959 out of the original 10,000 species from iNat21. We then filter to include observations exclusively from the iNat21 taxonomy. Additional filtering ensures that all observations have valid metadata (i.e., location and time information) and that associated image files are not corrupted. These steps result in a candidate set of 33M observations to sample from to build the iNat24 dataset.

Our process of selecting the set of images to include for each species in the iNat24 dataset deviates from the prior dataset building schemes [69; 70]. Random sampling of observations, or even random sampling from unique users, generates collections of images that are biased towards North America and Europe. To decrease this bias we sample from spatio-temporal clusters of “observations groups”. Observation groups are formed by grouping observations together if they are observed on the same day within 10km of each other, regardless of the observer. When sampling observations for a species, we cluster their associated observation groups using a spatio-temporal distance metric and then sample one observation per cluster in a round-robin fashion until we hit a desired sample size. When sampling within a cluster, we prioritize novel observation groups and novel users. We sample at most 550 observations per species to include in iNat24. This sampling process results in a total of 4,816,146 images for 9,959 species.

Unlike previous versions of the iNaturalist dataset, we performed one final round of filtering to remove images that are inappropriate for a research dataset or not relevant for the query. We use the INQUIRE annotation process to find images containing human faces, personally identifiable information, “empty” images, images of spectrograms, etc.. We additionally run a RetinaFace [22] Resnet50 face detection model across the entire dataset, and manually inspect all high confidence predictions. In total this filtered out an additional 2,603 images. The final dataset contains 4,813,543 images for 9,959 species.

The iNat24 dataset does not have a validation or test split, i.e., all observations are assigned to the train split. The validation and test splits can be used from the iNat21 dataset to benchmark classification performance. As in previous years, we keep only the primary image for each observation, and resize all images to have a max dimension of 500px on the longest side. All images have three channels and are stored as jpegs. We provide location, time, attribution, and licensing information in the associated json file.

H.2 Data Annotation

Image annotation was performed by a carefully selected team of paid MSc students or equivalent, many with expertise in ecology allowing for labeling of difficult queries. Annotators were instructed to label all candidate images as either relevant (i.e., positive match) or not relevant (i.e., negative match) to the query, and to mark an image as not relevant if there was reasonable doubt as to its

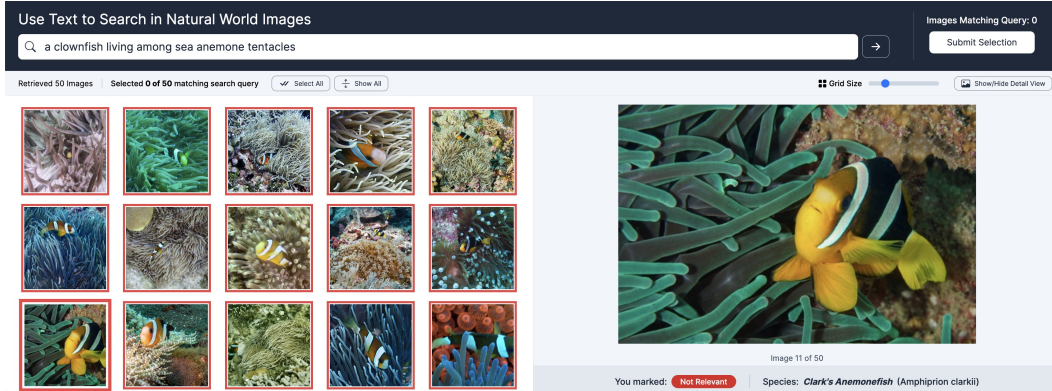


Figure A5: Here we display a screen shot of the online annotation tool we developed for annotation. The tool supports CLIP similarity search and species filtering.

relevance. At this stage, queries that were deemed very easy, not comprehensively labeled, or otherwise not possible to label were excluded from the benchmark.

The annotation itself is performed using a custom interface that we developed that shows the top retrievals given a text query and optionally allows the user to filter based on the species label. A screen shot of the tool is displayed in Figure A5. The retrievals are ordered by CLIP ViT-H/14 [24] similarity to the query text. Annotators generally label at least 500 images per query.

We comprehensively labeled the dataset primarily through the use of species filters for a single or a group of species. For example, to thoroughly label the query “*Black Skimmer performing skimming*”, a single species filter (Black Skimmer) was utilized while for the query “*flamingo standing on one leg*”, four different species filters were needed to account for all the flamingo species included in iNat24 (Lesser Flamingo, Chilean Flamingo, Greater Flamingo, and American Flamingo). Using species filters in this way allows us to sufficiently reduce the search space for these queries to comprehensively label iNat24 for all possible matches.

When a query corresponds to a very large number of species, or no species in particular (e.g., “*an image containing a photographic reference scale with a color swatch*”), we label using just the top CLIP retrievals without any filters. In this case, we tend to label a significantly larger number of images, and we label until at least 100 images in a row are negative indicating that the set of positives has been exhausted. If this condition is not met after a large number of labels, or the annotator otherwise believes that comprehensive labeling is not possible, we do not use the query. We note that the quality of our comprehensive labeling in this case is limited by the CLIP model’s ability to surface relevant positives, so any missed positives with lower relevance score could be left unlabeled. This affects only 12 of our 250 queries for which we label without species filters. This is a primary motivator behind the large number of images labeled per query (i.e., >500). However, if there were indeed missed positives, then we would expect the CLIP ViT-H/14 model used for labeling to perform unexpectedly well, as higher quality models that surface missed positive image would be penalized as these would be considered negative at evaluation time. Yet, our evaluation in Table 2 shows that SigLIP, which on OpenCLIP’s [31] retrieval evaluation performs only marginally better than CLIP ViT-H/14, achieves a comparable score. This result suggests that our dataset does not suffer from a significant missed positive issue.

Creating INQUIRE involved labeling 194,334 images, of which 32,696 were relevant to their queries. Labeling took place over a total of about 180 hours, so the average time spent labeling is 43 minutes per query or 3.3 seconds per image.

H.3 Data Format and Structure

iNat24. iNat24 is provided as a metadata file and a tar file containing all images. The metadata file is given in the commonly used JSON COCO format. The information in this metadata file includes each image’s ID, file path, width, height, image license, rights holder, taxonomic classification, latitude, longitude, location uncertainty, and date.

INQUIRE. The INQUIRE benchmark is provided as a two CSV files. The first is a list of queries, where each row includes fields for the query id, query text, organism category, query category type, and query category. The second file is a list of annotations, where row corresponds includes fields for the query id, image id, and relevance label. The image id can be matched to the iNat24 metadata to get additional information mentioned above, such as the taxonomy, date, and geographic location.

H.4 Ethical Considerations

Copyright and Licensing. We adhere strictly to copyright and licensing regulations. All images included in the dataset fall under a license allowing copying and redistribution. In particular, all images are licensed under one of the following: CC BY 4.0, CC BY-NC 4.0, CC BY-NC-ND 4.0, CC BY-NC-SA 4.0, CC0 1.0, CC BY-ND 4.0, or CC BY-SA 4.0.

Data Privacy and Safety. Although users approved all images considered for research use, we take further steps to ensure data privacy and safety. We filter all images for content that is contains personally identifiable information or images of people. We do not exclude most images containing gore, as these are often ecologically relevant, e.g., using image of road-killed animals to asses impacts of roads on biodiversity.

Violations of Rights. We respect the rights of iNaturalist community volunteer observers by constructing iNat2024 using only images and metadata appropriately licensed by their respective creators for copying, distribution, and non-commercial research use. Nevertheless, we bear responsibility in case of a violation of rights.

Participant Risks. We received internal ethical approval for our query collection and data labeling (Edinburgh Informatics Ethics Review Panel 951781 and MIT Committee on the Use of Humans as Experimental Subjects Protocol 2404001276).

H.5 Participant Compensation

We hired annotators at the equivalent of \$15.50 per hour and spent a total of \$2325 on annotation.

H.6 Annotation Instructions

The instructions provided to annotators are included below.


Annotation Guide

March 25 2024


Introduction

- Your goal is to label if an image matches a search query
- Images matching a query are called “relevant”
- You should make sure to label **all** the relevant images

“Dog by a river”
(example query)

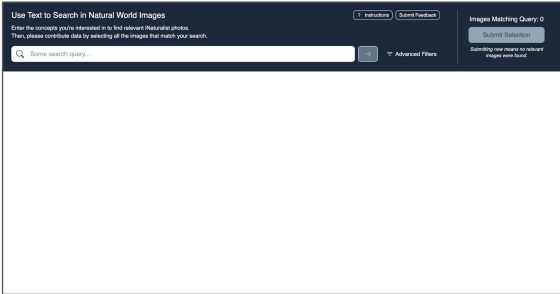


✓ Relevant

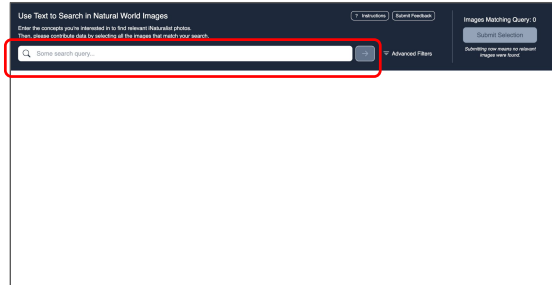


✗ Not Relevant

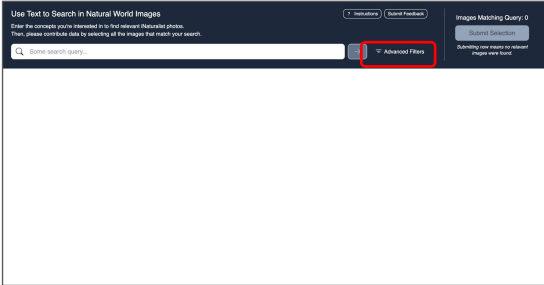
This is the annotation page



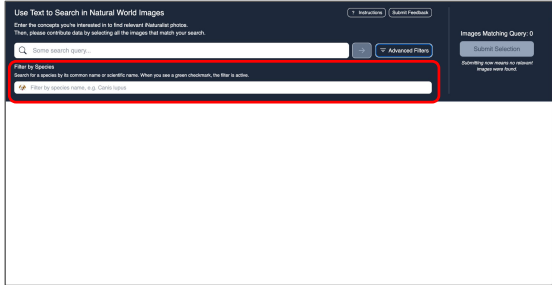
Enter a **query** here, then press enter (or the arrow button) to search.



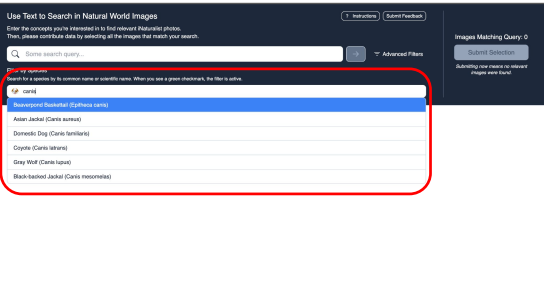
You can also add advanced **filters**. Press “Advanced filters” to open additional options (specifically, species filtering)



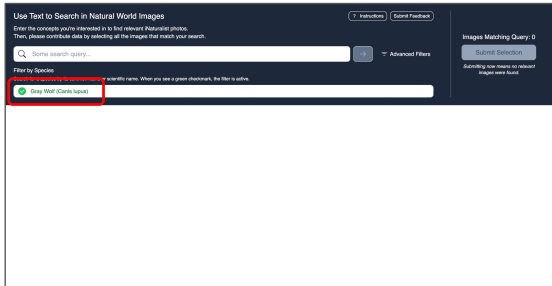
After press “Advanced filters” you’ll see this extra field. Select a species by its common or scientific name



As you type, some suggestions will appear

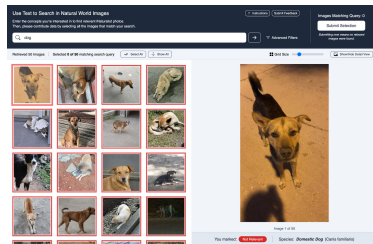


You’ll know a species filter is on when there is a green checkmark and the species name is green



When you search, you'll see the first 50 results

The grid shows all the images

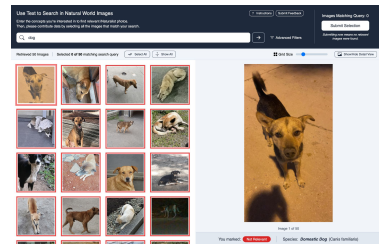


The detail view shows information about the selected image

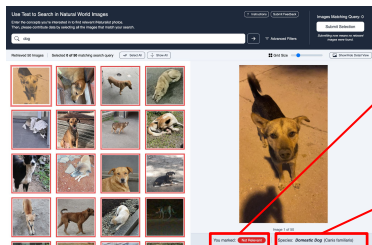
The grid view shows all images and their labels

By default, all images are marked "Not relevant". You can toggle the label by clicking on it.

Relevant images will have a green border, while Not Relevant images will have a red border



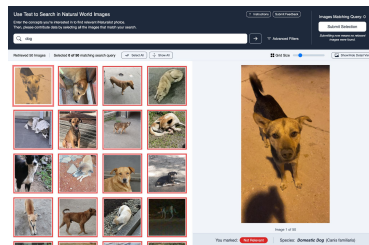
The detail view shows useful information about one image



You see the image's label, which is either "Relevant" or "Not Relevant". All images start out Not Relevant

The species name is useful when the query is relevant for only some species

Keyboard shortcuts can help make labeling much faster!

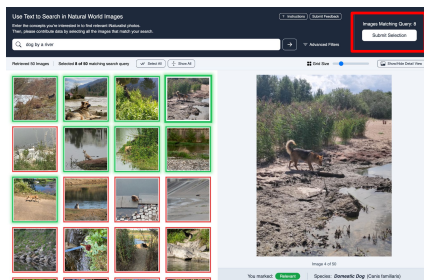


LEFT: Show the previous image

RIGHT: Show the next image

ENTER or SPACE: Toggle the label on the selected image

When you finish labeling all the images, press "Submit"



Mark that you completed labeling a query in the sheet

Status?	Labeled By	# Images Labeled	# Images Relevant	Approx Fully Labeled?	Notes
Done	Eddie	200	16	Yes	

Selected 6 of 50 matching search query

You can get these numbers from the labeling page

Do you think that you found all the relevant images from this query?

The answer is **no** if you think you'll see many more relevant images if you keep going beyond the number you already labeled

"Rules of thumb"

- Aim to label at least **500 images per task** (a task can have multiple queries)
- If a task has many queries, you can label fewer images per query (e.g. 200 images per query)
- The amount you label depends on how many relevant images you see. e.g. if you see barely any relevant images by the end of the currently open 200 images, you don't need to keep going

I Multi-Modal Model Prompting Details

We include the various prompts used in our evaluation of large multimodal models in Table A5. We note that while we aim to keep the prompt broadly the same across models, they are ultimately different due to different prompting requirements for each model. The proprietary models (GPT-4V and GPT-4o) were queries on October 14, 2024.

Table A5: Format of the text prompts used by the large multimodal models.

BLIP-2	Does this picture show {query}? \nAnswer the question with either "Yes" or "No" and nothing else.
InstructBLIP	Does this picture show {query}? \nAnswer the question with either "Yes" or "No" and nothing else.
LLaVA-v1.5	USER: <image>\nDoes this picture show {query}? Answer the question with either "Yes" or "No" and nothing else.\nASSISTANT:
LLaVA-v1.6-7b	[INST] <image>\nDoes this picture show {query}? Answer the question with either "Yes" or "No" and nothing else. [/INST]
LLaVA-v1.6-34b	< im_start >system\nAnswer the questions.< im_end >\n< im_start >user \n<image>\nDoes this image show "{query}"? Answer the question with either "Yes" or "No". < im_end >< im_start >answer\n
PaliGemma	Q: Does this picture show {query}? Respond with yes or no.\nA:
VILA-v1.5-13B	<image>\n Does this picture show {query}? \nAnswer the question with either "Yes" or "No" and nothing else.
VILA-v1.5-40B	<image>\n Does this picture show {query}? \nAnswer the question with either "Yes" or "No" and nothing else.
GPT-4V	Does this picture show exactly "{query}"? \nAnswer the question with either "Yes" or "No" and nothing else.
GPT-4o	Does this picture show exactly "{query}"? \nAnswer the question with either "Yes" or "No" and nothing else.

J Full List of INQUIRE Queries

Table A6 lists all INQUIRE queries.

Table A6: INQUIRE includes 250 queries across a range of categories. This table lists all 250 queries along with the supercategory and category that they belong to.

Query	Supercategory	Category
A By-the-Wind Sailor washed up on a beach	Appearance	Health and Disease
A beached Portuguese Man o' War	Appearance	Health and Disease
Dead hog-nosed skunk	Appearance	Health and Disease
Moorish Gecko with regenerated tail	Appearance	Health and Disease
Redwood tree with fire scars	Appearance	Health and Disease
Wolf spider with limb loss	Appearance	Health and Disease
beached orca	Appearance	Health and Disease
black knot caused by a fungal pathogen	Appearance	Health and Disease
common murre beached carcass	Appearance	Health and Disease
elk with hair loss	Appearance	Health and Disease
fire pink with dark-colored anthers	Appearance	Health and Disease

moose with hair loss	Appearance	Health and Disease
sick cassava plant	Appearance	Health and Disease
southern alligator lizard with cut tail	Appearance	Health and Disease
turtle roadkill	Appearance	Health and Disease
A cicada in the process of shedding its exoskeleton	Appearance	Life Cycle and Development
Blackening Waxcap mushroom turned fully black	Appearance	Life Cycle and Development
Caribou without palmate antlers	Appearance	Life Cycle and Development
Cart-Rut Shell snail egg mass	Appearance	Life Cycle and Development
Cooper's Hawk in adult plumage	Appearance	Life Cycle and Development
Lilac Bonnet with edges turned up revealing its gills	Appearance	Life Cycle and Development
Luna Moth missing long twisted tails on the hind-wings	Appearance	Life Cycle and Development
Male Blue-black Grassquit in patchy blue-black and brown plumage	Appearance	Life Cycle and Development
Swallowtail butterfly caterpillar camouflaged as bird droppings	Appearance	Life Cycle and Development
a bag-shelter moth's silken bag nest on a tree	Appearance	Life Cycle and Development
a bag-shelter moth's silken bag nest on the ground near a plant	Appearance	Life Cycle and Development
breeding adult Black-bellied Plover	Appearance	Life Cycle and Development
bullhead shark egg case	Appearance	Life Cycle and Development
caterpillar of Common Buckeye butterfly	Appearance	Life Cycle and Development
caterpillar of Gulf Fritillary butterfly	Appearance	Life Cycle and Development
caterpillar of polyphemus moth	Appearance	Life Cycle and Development
laysan albatross mostly in dark mottled brown plumage	Appearance	Life Cycle and Development
monkey slug caterpillar	Appearance	Life Cycle and Development
A female pheasant	Appearance	Sex identification
European Stag Beetle lacking mandibles	Appearance	Sex identification
Male Xanthagrion erythroneurum	Appearance	Sex identification
Male crimsonband wrasse	Appearance	Sex identification
Rusty tussock moth adult female	Appearance	Sex identification
Splendid fairywren without blue body coloration	Appearance	Sex identification
adult male Misumena vatia	Appearance	Sex identification
female beautiful demoiselle	Appearance	Sex identification
female or immature evening grosbeak	Appearance	Sex identification
fiddler crab with an oversized chela	Appearance	Sex identification
male Northern Elephant Seal	Appearance	Sex identification
male ruby-throated hummingbird in flight	Appearance	Sex identification
male velvet ant	Appearance	Sex identification
Black Skimmer with a leg band	Appearance	Tracking and Identification
Cheetah with radio collar	Appearance	Tracking and Identification
North Island robin or South Island robin with leg bands	Appearance	Tracking and Identification
Rhino with ear notches	Appearance	Tracking and Identification
Tagged swan	Appearance	Tracking and Identification
a bighorn sheep with a tracking collar around its neck	Appearance	Tracking and Identification
a lion with a collar around its neck	Appearance	Tracking and Identification
an image showing a humpback whale fluke with clearly identifiable markings	Appearance	Tracking and Identification
Axanthism in a green frog (<i>Lithobates clamitans</i>)	Appearance	Unique appearances or morphs
Fly Agaric in yellow form	Appearance	Unique appearances or morphs

House finch with yellow pigmentation	Appearance	Unique appearances or morphs
Melanistic jaguar	Appearance	Unique appearances or morphs
Melanistic leopard	Appearance	Unique appearances or morphs
Strawberry poison-dart frog with the "blue jeans" color morph	Appearance	Unique appearances or morphs
Strawberry poison-dart frog with the "la gruta" color morph from Isla Colon	Appearance	Unique appearances or morphs
Tropical Orb Weaver with multiple white spots in the abdominal dorsum	Appearance	Unique appearances or morphs
albino american robin	Appearance	Unique appearances or morphs
dark-colored Dusky Leaf-monkey with orange-colored young	Appearance	Unique appearances or morphs
eastern gray squirrel displaying melanistic pelage	Appearance	Unique appearances or morphs
fire salamander with a barred color pattern	Appearance	Unique appearances or morphs
A close-up of an ant carrying a leaf	Behavior	Cooperative and Social Behaviors
A meadowlark vocalizing	Behavior	Cooperative and Social Behaviors
Emergence of large colony of mexican free-tailed bats	Behavior	Cooperative and Social Behaviors
Fur seal mother with pup	Behavior	Cooperative and Social Behaviors
Sage Thrasher vocalizing	Behavior	Cooperative and Social Behaviors
Scorpion with young on its back	Behavior	Cooperative and Social Behaviors
Two giraffes	Behavior	Cooperative and Social Behaviors
a herd of more than 10 impalas	Behavior	Cooperative and Social Behaviors
a sandhill crane couple with their chicks	Behavior	Cooperative and Social Behaviors
canada geese flying in v-formation	Behavior	Cooperative and Social Behaviors
cheetah with cubs	Behavior	Cooperative and Social Behaviors
couple of black-bellied whistling ducks with their youngs sharing parenting duties	Behavior	Cooperative and Social Behaviors
grebe with babies on its back	Behavior	Cooperative and Social Behaviors
jungle babblers allopreening	Behavior	Cooperative and Social Behaviors
macaques engaging in mutual grooming behavior	Behavior	Cooperative and Social Behaviors
male Red-winged Blackbird vocalizing	Behavior	Cooperative and Social Behaviors
mountain goat climbing rocky outcrops with its young	Behavior	Cooperative and Social Behaviors
photo with two or more adult male lions	Behavior	Cooperative and Social Behaviors
picture showing more than fifty Mediterranean Acrobat Ants	Behavior	Cooperative and Social Behaviors
picture showing more than fifty Velvet Tree Ants	Behavior	Cooperative and Social Behaviors
A mongoose standing upright alert	Behavior	Defensive and Survival Behaviors
Gazelle being vigilant/looking around	Behavior	Defensive and Survival Behaviors
Inflated pufferfish	Behavior	Defensive and Survival Behaviors
Red-capped Plover performing broken wing distraction	Behavior	Defensive and Survival Behaviors
antelopes head-butting	Behavior	Defensive and Survival Behaviors
everted osmeterium	Behavior	Defensive and Survival Behaviors
hognose snake playing dead	Behavior	Defensive and Survival Behaviors
killdeer feigning injury	Behavior	Defensive and Survival Behaviors
moray eel with open mouth poking head out of burrows or crevices	Behavior	Defensive and Survival Behaviors
vigilant prairie dog stands guard	Behavior	Defensive and Survival Behaviors
white-tailed deer flagging its tail	Behavior	Defensive and Survival Behaviors
A male and female cardinal sharing food	Behavior	Feeding and Hydration
Butterflyfish feeding on brain coral	Behavior	Feeding and Hydration
Elephants at a watering hole	Behavior	Feeding and Hydration

Leafhopper Assassin Bug predating lady beetle	Behavior	Feeding and Hydration
Milkweed Assassin Bug predating a bee or wasp	Behavior	Feeding and Hydration
Northern Mockingbird carrying out its food	Behavior	Feeding and Hydration
Surgeonfish grazing on algae	Behavior	Feeding and Hydration
Yellow-faced Honeyeater in birdbath	Behavior	Feeding and Hydration
black-winged kite carrying prey in its talons	Behavior	Feeding and Hydration
blue jay eating whole peanuts	Behavior	Feeding and Hydration
feral cat with prey	Behavior	Feeding and Hydration
fruit bat eating fruit upside down	Behavior	Feeding and Hydration
great golden digger wasp carrying an orthopteron	Behavior	Feeding and Hydration
hyenas eating a kill	Behavior	Feeding and Hydration
parrotfish feeding	Behavior	Feeding and Hydration
puffins carrying food	Behavior	Feeding and Hydration
red-tailed hawk perched on a utility pole	Behavior	Feeding and Hydration
water snake feeding on fish	Behavior	Feeding and Hydration
A peacock male displaying its feathers	Behavior	Mating, Courtship, Reproduction
Alligator lizards mating	Behavior	Mating, Courtship, Reproduction
Elk bugling during the rut	Behavior	Mating, Courtship, Reproduction
Haliaeetus eagles in aerial cartwheeling flight with locked talons	Behavior	Mating, Courtship, Reproduction
Hübner's Wasp Moth mating	Behavior	Mating, Courtship, Reproduction
Male chorus frog with inflated vocal sacs	Behavior	Mating, Courtship, Reproduction
Nursery Web Spider carrying egg sac	Behavior	Mating, Courtship, Reproduction
Water Frogs in amplexus position	Behavior	Mating, Courtship, Reproduction
male smooth newt with developed crest	Behavior	Mating, Courtship, Reproduction
pair of great crested grebes potentially performing the weed dance	Behavior	Mating, Courtship, Reproduction
vervet monkey with visible bright blue scrotal areas	Behavior	Mating, Courtship, Reproduction
Big Brown Bat roosting	Behavior	Miscellaneous Behavior
Dolphins performing acrobatics	Behavior	Miscellaneous Behavior
Eastern Red Bat in flight	Behavior	Miscellaneous Behavior
Young sea turtles heading towards the ocean	Behavior	Miscellaneous Behavior
a mud dauber wasp in the process of forming its nest out of mud	Behavior	Miscellaneous Behavior
elephant covered in mud or dirt	Behavior	Miscellaneous Behavior
flamingo standing on one leg	Behavior	Miscellaneous Behavior
A Eurasian Red Squirrel gathering material for its nest	Context	Animal Structures and Habitats
A case made by a bagworm larva	Context	Animal Structures and Habitats
A satin bowerbird's bower ornamented with blue objects	Context	Animal Structures and Habitats
Hamerkop collecting nesting material	Context	Animal Structures and Habitats
a beaver dam across a stream	Context	Animal Structures and Habitats
a gall produced by an Acorn Plum Gall Wasp	Context	Animal Structures and Habitats
an oak gall produced by a spongy oak apple gall wasp	Context	Animal Structures and Habitats
potter wasp nest	Context	Animal Structures and Habitats
camera trap photo of a bobcat captured in the night-time	Context	Collected Specimens
camera trap photo of a springbok drinking water	Context	Collected Specimens
camera trap photo of a stag red deer	Context	Collected Specimens
camera trap photo of chital with its head down	Context	Collected Specimens

measuring the body dimensions of a bee	Context	Collected Specimens
A coyote resting on human-build structures	Context	Human Impact
Fishing net on a reef	Context	Human Impact
Maple tree with signs of tapping	Context	Human Impact
a hermit crab using plastic waste as a shell	Context	Human Impact
a possum on a power line	Context	Human Impact
bird caught in a net	Context	Human Impact
bird dead in front of a window	Context	Human Impact
brown bear near vehicle	Context	Human Impact
elephant near a fence	Context	Human Impact
human handling a bat with bare hands	Context	Human Impact
sloth hugging a human-made structure	Context	Human Impact
A close-up of a Star-nosed Mole's nose showing all appendages of its Eimer's organs	Context	Miscellaneous Context
A koala that is not in a tree	Context	Miscellaneous Context
Adult female black widow spider not in a web	Context	Miscellaneous Context
Exactly five penguins	Context	Miscellaneous Context
Exactly three zebras standing together in a field	Context	Miscellaneous Context
Mushrooms growing in a fairy ring formation	Context	Miscellaneous Context
Octopus out of the water	Context	Miscellaneous Context
Scarlet Waxy Cap with visible gills	Context	Miscellaneous Context
a microscopy slide showing the cellular structure of a plant	Context	Miscellaneous Context
an image containing a photographic reference scale with a color swatch	Context	Miscellaneous Context
dorsal side of mourning cloak butterfly	Context	Miscellaneous Context
hot lips plant with blue fruits	Context	Miscellaneous Context
ventral side of mourning cloak butterfly	Context	Miscellaneous Context
Channeled Applesnail covered by green algae	Context	Parasitism and Symbiosis
Chinese Mystery Snail covered by green algae	Context	Parasitism and Symbiosis
Mexican grass-carrying wasp visiting a purple flower	Context	Parasitism and Symbiosis
Sea turtle with algae on its shell	Context	Parasitism and Symbiosis
Sharks with remoras attached	Context	Parasitism and Symbiosis
Zebra and wildebeest grazing together	Context	Parasitism and Symbiosis
a nest with eggs displaying brood parasitism by a cowbird	Context	Parasitism and Symbiosis
an oxpecker on a zebra	Context	Parasitism and Symbiosis
bananaquit pollinating flower	Context	Parasitism and Symbiosis
bird perched on a hippo	Context	Parasitism and Symbiosis
giant resin bee feeding on sunflower	Context	Parasitism and Symbiosis
lorikeet pollinating flower	Context	Parasitism and Symbiosis
Death cap mushroom	Species	Species ID
Dodder or dodder laurel	Species	Species ID
Green Shore Crab	Species	Species ID
Green and black poison dart frog	Species	Species ID
Japanese knotweed	Species	Species ID
Parasitic Honey Mushrooms	Species	Species ID
Spotted Lanternfly	Species	Species ID
Sunflower Sea Star	Species	Species ID
Zebra Mussel	Species	Species ID
a rosy wolfsnail	Species	Species ID
blue dragon nudibranch	Species	Species ID

bridal veil stinkhorn mushroom	Species	Species ID
close-up of shagbark hickory tree bark	Species	Species ID
close-up of silver maple leaf	Species	Species ID
close-up of sugar maple leaf	Species	Species ID
close-up of sweet cherry tree bark	Species	Species ID
cross orbweaver	Species	Species ID
kahili ginger plant with open fruit capsules showing seeds	Species	Species ID

K Datasheet

K.1 Motivation

For what purpose was the dataset created? Was there a specific task in mind? Was there a specific gap that needed to be filled? Please provide a description.

- The purpose of INQUIRE is to provide a challenging benchmark for text-to-image retrieval on natural world images. Prior retrieval datasets are small and do not possess a challenge for existing models, with many being adaptations of captioning datasets. These datasets also have exactly one positive match for each query, which differs significantly from real-world retrieval scenarios where many images can be matches. The initial release of INQUIRE includes 250 queries comprehensively labeled over a pool of five million natural world images. For more information see Section 3.

Who created this dataset (e.g., which team, research group) and on behalf of which entity (e.g., company, institution, organization)?

- INQUIRE and iNat24 were created by a group of researchers from the following affiliations: iNaturalist, the Massachusetts Institute of Technology, University College London, University of Edinburgh, and University of Massachusetts Amherst. The dataset was created from data made publicly available by the citizen science platform iNaturalist [2].

What support was needed to make this dataset? (e.g. who funded the creation of the dataset? If there is an associated grant, provide the name of the grantor and the grant name and number, or if it was supported by a company or government agency, give those details.)

- Funding for annotation was provided by the Generative AI Laboratory (GAIL) at the University of Edinburgh. In addition, team members were supported in part by the Global Center on AI and Biodiversity Change (NSF OISE-2330423 and NSERC 585136) and the Biome Health Project funded by WWF-UK.

Any other comments?

- N/A

K.2 Composition

What do the instances that comprise the dataset represent (e.g., documents, photos, people, countries)? Are there multiple types of instances (e.g., movies, users, and ratings; people and interactions between them; nodes and edges)? Please provide a description.

- The dataset consists of images depicting natural world phenomena (i.e., plant and animals species). In addition, it also contains natural language text queries representing scientific questions of interest. Each query is associated with a set of relevant images which came up after comprehensive labeling among the natural world image collection.

How many instances are there in total (of each type, if appropriate)?

- INQUIRE contains 250 text queries and a total of 32,696 relevant image matches.
- iNat24 contains 4,813,543 images from 9,959 species categories.

Does the dataset contain all possible instances or is it a sample (not necessarily random) of instances from a larger set? If the dataset is a sample, then what is the larger set? Is the sample representative of the larger set (e.g., geographic coverage)? If so, please describe how this representativeness was validated/verified. If it is not representative of the larger set, please describe why not (e.g., to cover a more diverse range of instances, because instances were withheld or unavailable).

- The dataset contains approximately five million images sourced from iNaturalist. This is a subset of the total number of images present on iNaturalist. The selection and filtering process used to construct the dataset is described in Section H.

What data does each instance consist of? “Raw” data (e.g., unprocessed text or images) or features? In either case, please provide a description.

- Each INQUIRE instance consists of a text query and a set of images representing all relevant matches for the query within iNat24.
- Each iNat24 instance is an image that is associated with a set of metadata, including the species label, location (latitude and longitude), observation time, license, image dimensions, and full taxonomic classification.

Is there a label or target associated with each instance? If so, please provide a description.

- In INQUIRE each query is paired with a set of positive image matches from iNat24.
- iNat24 has species labels associated with each image. The species labels are obtained from ‘research grade’ labels that have been generated from the community consensus on iNaturalist.

Is any information missing from individual instances? If so, please provide a description, explaining why this information is missing (e.g., because it was unavailable). This does not include intentionally removed information, but might include, e.g., redacted text.

- There is no information relevant to the task of the dataset omitted.

Are relationships between individual instances made explicit (e.g., users’ movie ratings, social network links)? If so, please describe how these relationships are made explicit.

- The image id, species taxonomy, locations, and time captured are provided with each image.

Are there recommended data splits (e.g., training, development/validation, testing)? If so, please provide a description of these splits, explaining the rationale behind them.

- For INQUIRE, the queries and their relevant images are utilized solely for evaluation purposes within this paper and thus, there are no splits provided.
- The iNat24 dataset provides additional training data which can be used in conjunction with the validation and test splits from iNat21 [70]. More discussion of splits can be found in Section H.1.

Are there any errors, sources of noise, or redundancies in the dataset? If so, please provide a description.

- While the species labels for each image in iNat24 are generated via consensus from multiple citizen scientists, there may still be errors in the labels which our evaluation will inherit. However, this error rate is estimated to be low [47].
- INQUIRE annotations may also contain noise in relevance scoring due to labeling error. However, we extensively labeled relevant queries to ensure this error rate is low.

Is the dataset self-contained, or does it link to or otherwise rely on external resources (e.g., websites, tweets, other datasets)? If it links to or relies on external resources, a) are there guarantees that they will exist, and remain constant, over time; b) are there official archival versions of the complete dataset (i.e., including the external resources as they existed at the time the dataset was created); c) are there any restrictions (e.g., licenses, fees) associated with any of the external resources that might apply to a future user? Please provide descriptions of all external resources and any restrictions associated with them, as well as links or other access points, as appropriate.

- INQUIRE and iNat24 are self-contained datasets, as they include images and metadata that are directly available to download in their raw format without linking to any other external resources.

Does the dataset contain data that might be considered confidential (e.g., data that is protected by legal privilege or by doctor-patient confidentiality, data that includes the content of individuals’ non-public communications)? If so, please provide a description.

- No, our dataset does not contain confidential data. The images that are part of it have been made publicly available by the users of iNaturalist.

Does the dataset contain data that, if viewed directly, might be offensive, insulting, threatening, or might otherwise cause anxiety? If so, please describe why.

- iNat24 contains pictures of the natural world (e.g., plant and animal species) captured by community volunteers. Some natural world images in this dataset could be disturbing to some viewers, e.g., there are a small number of images that contain dead animals. We include these images in the dataset as they are ecologically and scientifically useful, e.g., for studying the impact of roadkill on animal populations.

Does the dataset relate to people? If not, you may skip the remaining questions in this section.

- No, our dataset does not relate directly to people. Images of humans where their faces are visible have been filtered out using a combined manual and automated process. See Section H.1 for a discussion of data filtering.

Does the dataset identify any subpopulations (e.g., by age, gender)? If so, please describe how these subpopulations are identified and provide a description of their respective distributions within the dataset.

- No, our dataset does not identify any human subpopulations.

Is it possible to identify individuals (i.e., one or more natural persons), either directly or indirectly (i.e., in combination with other data) from the dataset? If so, please describe how.

- Some images publicly uploaded by users to the iNaturalist platform contain identifiable information, including pictures containing human faces, IDs, or license plates. To address this, we filter iNat24 to remove all such instances that we can identify, including by running detection algorithms to find all instances of human faces. More details are provided in Section H.1.
- All photos used to construct iNat24 come from observations captured by community volunteers who have given their images a suitable license for research use. We respect these licenses by providing the license information for each image as well as the rights holder in the metadata. The user-provided rights holder name can contain the user's iNaturalist user ID. This information is already available publicly from the iNaturalist platform.

Does the dataset contain data that might be considered sensitive in any way (e.g., data that reveals racial or ethnic origins, sexual orientations, religious beliefs, political opinions or union memberships, or locations; financial or health data; biometric or genetic data; forms of government identification, such as social security numbers; criminal history)? If so, please provide a description.

- No, our dataset does not aim to contain any data that can be considered sensitive in the ways discussed above. Details on how we filter iNat24 to remove all sensitive data are provided in Section H.1.

Any other comments?

- N/A

K.3 Collection

How was the data associated with each instance acquired? Was the data directly observable (e.g., raw text, movie ratings), reported by subjects (e.g., survey responses), or indirectly inferred/derived from other data (e.g., part-of-speech tags, model-based guesses for age or language)? If data was reported by subjects or indirectly inferred/derived from other data, was the data validated/verified? If so, please describe how.

- The queries contained within INQUIRE come from discussions and interviews with a range of experts including ecologists, biologists, ornithologists, entomologists, oceanographers,

and forestry experts. This resulted in 250 text queries. Annotators were instructed to label candidate images from iNat24 as either *relevant* (i.e., positive match) or *not relevant* (i.e., negative match) to a query, and to mark an image as not relevant if there was reasonable doubt. To allow for comprehensive labeling, where applicable, iNat24 species labels were used to narrow down the search to a sufficiently small size to label all relevant images for the query of interest. The annotation process is outlined in Section H.2.

Over what timeframe was the data collected? Does this timeframe match the creation timeframe of the data associated with the instances (e.g., recent crawl of old news articles)? If not, please describe the timeframe in which the data associated with the instances was created. Finally, list when the dataset was first published.

- The collection of iNat24 started with a iNaturalist observation database export generated on 2023-12-30. From this export, we filter observations to only include those added to iNaturalist in the years 2021, 2022, or 2023.
- The collection of INQUIRE queries and comprehensive labeling of their relevant images within iNat24 took place between January 2024 (following data export from iNaturalist) and end of May 2024.
- The dataset is not yet public, but will be made available prior to the NeurIPS 2024 conference conditioned on acceptance.

What mechanisms or procedures were used to collect the data (e.g., hardware apparatus or sensor, manual human curation, software program, software API)? How were these mechanisms or procedures validated?

- The iNat24 dataset was sourced from a GBIF export of the iNaturalist database.
- To comprehensively label the images that match each query in INQUIRE, we utilized a custom interface. For more information see Section H.2.

What was the resource cost of collecting the data?

- N/A

If the dataset is a sample from a larger set, what was the sampling strategy (e.g., deterministic, probabilistic with specific sampling probabilities)?

- iNat24 was sampled from an export of the iNaturalist platform and consists of image observations made in the years 2021, 2022, or 2023. Details about the sampling strategy can be found in Section H.1.

Who was involved in the data collection process (e.g., students, crowdworkers, contractors) and how were they compensated (e.g., how much were crowdworkers paid)?

- The queries contained within INQUIRE came from discussions and interviews with a range of experts including ecologists, biologists, ornithologists, entomologists, oceanographers, and forestry experts. Image annotation was performed by a carefully selected team of paid MSc students or equivalent, many with expertise in ecology allowing for labeling of difficult queries. These annotators were paid at the equivalent of \$15.50 per hour.

Were any ethical review processes conducted (e.g., by an institutional review board)? If so, please provide a description of these review processes, including the outcomes, as well as a link or other access point to any supporting documentation.

- We received internal ethical approval for our query collection and data labeling (Edinburgh Informatics Ethics Review Panel 951781 and MIT Committee on the Use of Humans as Experimental Subjects Protocol 2404001276).

Does the dataset relate to people? If not, you may skip the remainder of the questions in this section.

- N/A. The dataset contains images of different plant and animal species that have been made publicly available by users of the citizen science platform iNaturalist under a creative commons or similar license.

Did you collect the data from the individuals in question directly, or obtain it via third parties or other sources (e.g., websites)?

- N/A

Were the individuals in question notified about the data collection? If so, please describe (or show with screenshots or other information) how notice was provided, and provide a link or other access point to, or otherwise reproduce, the exact language of the notification itself.

- N/A

Did the individuals in question consent to the collection and use of their data? If so, please describe (or show with screenshots or other information) how consent was requested and provided, and provide a link or other access point to, or otherwise reproduce, the exact language to which the individuals consented.

- N/A

If consent was obtained, were the consenting individuals provided with a mechanism to revoke their consent in the future or for certain uses? If so, please provide a description, as well as a link or other access point to the mechanism (if appropriate)

- N/A

Has an analysis of the potential impact of the dataset and its use on data subjects (e.g., a data protection impact analysis) been conducted? If so, please provide a description of this analysis, including the outcomes, as well as a link or other access point to any supporting documentation.

- N/A

Any other comments?

- N/A

K.4 PREPROCESSING / CLEANING / LABELING

Was any preprocessing/cleaning/labeling of the data done (e.g., discretization or bucketing, tokenization, part-of-speech tagging, SIFT feature extraction, removal of instances, processing of missing values)? If so, please provide a description. If not, you may skip the remainder of the questions in this section.

- Besides resizing, we do not modify the images. Data cleaning is done to remove personally identifiable information or otherwise unsuitable images.

Was the “raw” data saved in addition to the preprocessed/cleaned/labeled data (e.g., to support unanticipated future uses)? If so, please provide a link or other access point to the “raw” data.

- N/A

Is the software used to preprocess/clean/label the instances available? If so, please provide a link or other access point.

- We use the following to aid in preprocessing:
 - img2dataset: <https://github.com/rom1504/img2dataset>
 - OpenCLIP: https://github.com/mlfoundations/open_clip
 - Face detector: https://github.com/biubug6/Pytorch_Retinaface

Any other comments?

- N/A

K.5 USES

Has the dataset been used for any tasks already? If so, please provide a description.

- In our paper we use the INQUIRE dataset to benchmark several multimodal models on text-to-image retrieval. It has not been used for any tasks prior to this.

Is there a repository that links to any or all papers or systems that use the dataset? If so, please provide a link or other access point.

- Currently there is no such repository as the dataset is not public. We will collate one after the dataset has been released.

What (other) tasks could the dataset be used for?

- The iNat24 dataset could be used for training supervised fine-grained image classifiers. It could also be used for training self-supervised methods. The text pairs in INQUIRE could potentially be used to fine-tune fine-grained image generation models and vision language models.

Is there anything about the composition of the dataset or the way it was collected and preprocessed/cleaned/labeled that might impact future uses? For example, is there anything that a future user might need to know to avoid uses that could result in unfair treatment of individuals or groups (e.g., stereotyping, quality of service issues) or other undesirable harms (e.g., financial harms, legal risks) If so, please provide a description. Is there anything a future user could do to mitigate these undesirable harms?

- The images from the iNat24 dataset are not uniformly distributed across the globe (see Figure A3). Their spatial distribution reflects the spatial biases present in the iNaturalist platform. As a result, image classifiers trained on these models may perform worse on images from currently underrepresented regions.
- To decrease this bias we sample from spatio-temporal clusters of “observations groups”. Observation groups are formed by grouping observations together if they are observed on the same day within 10km of each other, regardless of the observer. When sampling observations for a species, we cluster their associated observation groups using a spatio-temporal distance metric and then sample one observation per cluster in a round-robin fashion until we hit a desired sample size. When sampling within a cluster, we prioritize novel observation groups and novel users.
- In future, this issue could be further mitigated as more data from currently underrepresented regions becomes available.

Are there tasks for which the dataset should not be used? If so, please provide a description.

- There could be unintended negative consequences if conservation assessments were made based on the predictions from biased or inaccurate models developed to perform well on INQUIRE. Where relevant, we have attempted to flag these performance deficiencies in the main paper.
- While we have filtered out personally identifiable information from our images, the retrieval paradigm allows for free-form text search. In real-world text-to-image retrieval applications care should be taken to ensure that appropriate text filters are in-place to prevent inaccurate or hurtful associations being made between user queries and images of wildlife.

Any other comments?

- N/A

K.6 DISTRIBUTION

Will the dataset be distributed to third parties outside of the entity (e.g., company, institution, organization) on behalf of which the dataset was created? If so, please provide a description.

- Yes, INQUIRE and iNat24 will be publicly available for download.

How will the dataset will be distributed (e.g., tarball on website, API, GitHub)? Does the dataset have a digital object identifier (DOI)?

- The dataset is distributed as a tarball. Links to the dataset download are available on our GitHub repository at <https://github.com/inquire-benchmark/INQUIRE>

When will the dataset be distributed?

- The dataset will be publicly released conditioned on acceptance.

Will the dataset be distributed under a copyright or other intellectual property (IP) license, and/or under applicable terms of use (ToU)? If so, please describe this license and/or ToU, and provide a link or other access point to, or otherwise reproduce, any relevant licensing terms or ToU, as well as any fees associated with these restrictions.

- The dataset will have the following ToU: By downloading this dataset you agree to the following terms
 - You will abide by the iNaturalist Terms of Service <https://www.inaturalist.org/pages/terms>.
 - You will use the data only for non-commercial research and educational purposes.
 - You will NOT distribute the dataset images.
 - The University of Massachusetts Amherst makes no representations or warranties regarding the data, including but not limited to warranties of non-infringement or fitness for a particular purpose.
 - You accept full responsibility for your use of the data and shall defend and indemnify the University of Massachusetts Amherst, including its employees, officers and agents, against any and all claims arising from your use of the data, including but not limited to your use of any copies of copyrighted images that you may create from the data.

Have any third parties imposed IP-based or other restrictions on the data associated with the instances? If so, please describe these restrictions, and provide a link or other access point to, or otherwise reproduce, any relevant licensing terms, as well as any fees associated with these restrictions.

- Each image is accompanied with a specific license selected by the contributor. See the dataset for details.

Do any export controls or other regulatory restrictions apply to the dataset or to individual instances? If so, please describe these restrictions, and provide a link or other access point to, or otherwise reproduce, any supporting documentation.

- N/A

Any other comments?

- N/A

K.7 MAINTENANCE

Who is supporting/hosting/maintaining the dataset?

- The dataset is hosted on AWS supported by the AWS Open Data Program.

How can the owner/curator/manager of the dataset be contacted (e.g., email address)?

- Questions, clarifications, and issues can be raised via the GitHub page: <https://github.com/inquire-benchmark/INQUIRE>

Is there an erratum? If so, please provide a link or other access point.

- Issues can be raised via the GitHub page: <https://github.com/inquire-benchmark/INQUIRE>

Will the dataset be updated (e.g., to correct labeling errors, add new instances, delete instances)?

If so, please describe how often, by whom, and how updates will be communicated to users (e.g., mailing list, GitHub)?

- There may be a future version of the dataset, however we do not intend for the dataset to be frequently changing.

If the dataset relates to people, are there applicable limits on the retention of the data associated with the instances (e.g., were individuals in question told that their data would be retained for a fixed period of time and then deleted)? If so, please describe these limits and explain how they will be enforced.

- N/A

Will older versions of the dataset continue to be supported/hosted/maintained? If so, please describe how. If not, please describe how its obsolescence will be communicated to users.

- Previous versions of the iNaturalist image datasets can be found here https://github.com/visipedia/inat_comp/tree/master

If others want to extend/augment/build on/contribute to the dataset, is there a mechanism for them to do so? If so, please provide a description. Will these contributions be validated/verified? If so, please describe how. If not, why not? Is there a process for communicating/distributing these contributions to other users? If so, please provide a description.

- Contributors can join the iNaturalist platform: <https://www.inaturalist.org/>

Any other comments?

- N/A