

# Generative Emotion Cause Explanation in Multimodal Conversations

Lin Wang , Xiaocui Yang , Shi Feng\* , Daling Wang , Yifei Zhang

Northeastern University, China

wanglin@stumail.neu.edu.cn, yangxiaocui@cse.neu.edu.cn ,

{fengshi, wangdaling, zhangyifei}@cse.neu.edu.cn

## Abstract

Multimodal conversation, a crucial form of human communication, carries rich emotional content, making the exploration of the causes of emotions within it a research endeavor of significant importance. However, existing research on the causes of emotions typically uses clause selection methods to locate the reason utterance, without providing a detailed explanation of the emotional causes. In this paper, we propose a new task, **Multimodal Conversation Emotion Cause Explanation (MCECE)**, aiming to generate a detailed explanation of the emotional cause to the target utterance within a multimodal conversation scenario. Building upon the MELD dataset, we develop a new dataset (ECEM) that integrates video clips with detailed explanations of character emotions, facilitating an in-depth examination of the causal factors behind emotional expressions in multimodal conversations. A novel approach, FAME-Net, is further proposed, that harnesses the power of Large Language Models (LLMs) to analyze visual data and accurately interpret the emotions conveyed through facial expressions in videos. By exploiting the contagion effect of facial emotions, FAME-Net effectively captures the emotional causes of individuals engaged in conversations. Our experimental results on the newly constructed dataset show that FAME-Net significantly outperforms several excellent large language model baselines. Code and dataset are available at <https://github.com/3222345200/ECEMdataset.git>

## 1 Introduction

In social life, multimodal conversation is crucial as it allows for a rich expression of emotions. Research (Woo et al., 2020; Agnew and South, 2014; Costa et al., 2013) indicates that exploring the causes of emotions is important in everyday life, as it can aid in promoting self-understanding. In



Figure 1: Comparison between selective and generative: (a) Selective task requires identifying causal statements (#7) in the target utterance (#7) that trigger the speaker's emotions. (b) Generative tasks require extracting the causes for the emotions contained in the target utterances from the conversation history.

recent years, researchers increasingly focus on how to explore the underlying causes of emotions. Consequently, a new task called Causal Emotion Entailment (CEE) (Xia et al., 2019; Zheng et al., 2022) is proposed, along with the introduction of a benchmark dataset named RECCON (Poria et al., 2021). The CEE task aims to identify the specific utterances that causally trigger the emotion expressed in the target utterance.

Wang et al. further propose a new task, Multimodal Emotion-Cause Pair Extraction in Conversations (MECPE), which expands the research scope to multimodal content. However, the identification of emotional causes still relies on selective cause extraction rather than cause generation. Selective

\*Corresponding author

causes fail to consider emotional expressions that lack direct causes in conversations and require contextual reasoning for understanding; for those emotional utterances, if the causal relationships behind them are primarily conveyed through visual or auditory information, determining the specific causes that trigger emotions becomes quite challenging. The comparison between selective and generative is illustrated in Figure 1.

To resolve these issues, we propose a novel task, called Multimodal Emotion Cause Explanation in Conversation (MECEC), which aims to uncover the underlying causes of emotions expressed in a target utterance within a multimodal conversation setting, encompassing text and visual modalities. We build an Emotion Cause Explanation (ECEM) based on the MELD dataset (Poria et al., 2018) for MECEC. The ECEM dataset consists of 7,273 video clips, incorporating audio, visual and textual modalities, with each clip annotated with a thorough explanation of the emotional cause.

To address the task of MECEC, we propose a new model, Facial-Aware Multimodal Emotion Explanation Network (FAME-Net), which is based on LLaVA (Liu et al., 2023). FAME-Net integrates visual and facial emotion recognition to comprehensively understand multimodal emotional data, compensating for the limitations of text-only analysis and revealing deeper aspects of emotional contagion and hidden emotions. Facial expression recognition can assist in the task of discovering emotional causes; therefore, the model introduces a dedicated facial emotion recognition branch, designed as a two-stage pipeline. In the first stage, it performs scene and face detection to segment and track faces within videos; in the second stage, it employs multi-scale feature networks and global depth convolution techniques to accurately identify facial emotion features. Compared to other open-source LLMs, our model excels in text generation metrics, achieving the best results.

Our main contributions are as follows:

- We introduce a novel task named Multimodal Emotion Cause Explanation in Conversations (MECEC) along with a new dataset, Emotion Cause Explanation based on the MELD dataset (ECEM), which provides detailed natural language explanations for the emotions of target utterances and is specifically designed for training and evaluating the MECEC task.
- We propose FAME-Net, which integrates vi-

sual modality and facial emotion recognition to achieve comprehensive analysis of emotional causes. Through a two-stage pipeline, it accurately extracts emotional features, enhancing the performance of multi-modal emotion causes explain and generation.

- Experimental results on our annotated dataset indicate that our proposed model, FAME-Net, outperforms several existing open-source baseline models in the MECEC task.

## 2 Related Works

### 2.1 Causal Emotion Entailment

Causal Emotion Entailment (CEE) is a task that seeks to identify the utterance that triggers the emotion expressed in a target utterance within a conversation. Pioneering research by Poria et al. laid the groundwork for developing various models that leverage speaker identity and contextual information to enhance emotion cause identification. Notable models include the TSAM (Zhang et al., 2022) and the Knowledge-Bridged Causal Interaction Network (Zhao et al., 2023), which leverages commonsense knowledge to enhance the understanding of emotional causality. Previously proposed tasks were all in the form of selection, without tasks that generate causes.

### 2.2 Large Language Models

The advent of Large Language Models (LLMs) significantly impacts the fields of Natural Language Processing (NLP) and multimodal learning. Models like OpenAI’s GPT (Brown et al., 2020), CLIP (Radford et al., 2021), and BLIP (Li et al., 2022a) demonstrate remarkable capabilities in understanding and generating text, as well as associating textual descriptions with visual content. More recently, models like LLaVA (Liu et al., 2024) and VideoChatGPT (Maaz et al., 2023) push the boundaries of multimodal learning by integrating video and audio analysis into conversational AI systems.

## 3 Dataset Construction

### 3.1 Data Source

The MELD dataset is a classic dataset for the Emotion Recognition in Conversations (ERC) task. We find that this dataset not only contains rich emotional information but also includes exciting plot and emotional causality. Therefore, we chose to expand the MELD dataset to construct our own

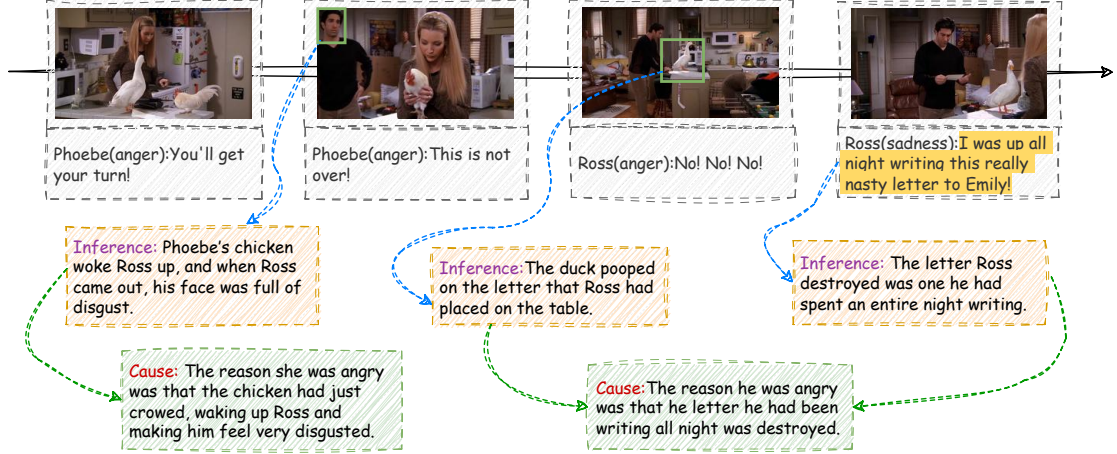


Figure 2: An example of the annotated conversation in our ECEM dataset. The orange part, Inference, represents the reasoning conducted during the annotation process, while the green part, Cause, represents the emotional causes finally annotated in the dataset.

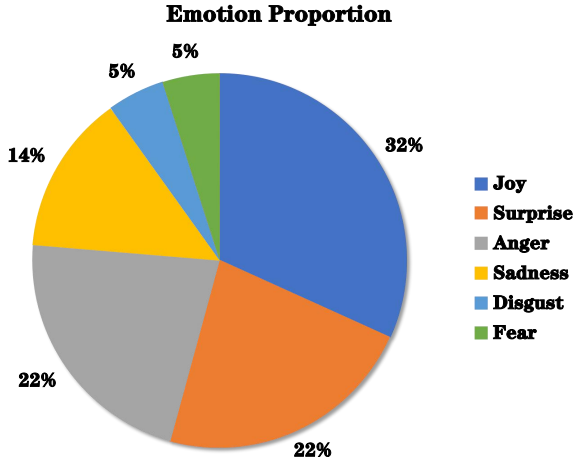


Figure 3: Proportion of six classified emotions.

dataset. During the data annotation process, we observed issues such as missing textual data relative to the video content and incorrect use of punctuation. Therefore, in our experiments, we used a combination of WhisperX (Bain et al., 2023) and WhisperAT (Gong et al., 2023) to transcribe audio information from videos to correct the original data and improve data quality.

### 3.2 Annotation Program

We first provide a detailed explanation of the dataset annotation method. To ensure consistency in style and accuracy of the annotated data, we refer to the research findings (Lin et al., 2014; Fang et al., 2015). Specifically, we invite five graduate students specializing in sentiment analysis to participate in the annotation work. We first ensured

that they fully understood the task definition and annotation methods, and then two of the graduate students independently annotated the entire dataset. On this basis, we calculate the BERTScore (Zhang et al., 2019) of the results annotated by the two students. When the BERTScore is greater than 0.75, the other three graduate students vote on the annotation results, and the majority vote determined the final annotation result. When the score is less than 0.75, We have the graduate students involved in the annotation discuss the causes of the discrepancies and reach a consensus. This ensures the accuracy and consistency of data annotation.

**Data Pre-Processing** We preprocess the MELD dataset by merging preceding video clips into a continuous sequence to accurately capture emotional causes of each utterance without interference from future content. This method is beneficial for elucidating the emotional causes associated with the final discourse in the video segments. For example, in a dialogue consisting of three utterances,  $U_0$  and  $U_1$ , the concatenated results would be  $(U_0)$  and  $(U_0, U_1)$ . During the concatenation process, overlapping segments between the original video clips resulted in redundant content. Therefore, we design an algorithm to detect and remove duplicate frames to enhance the quality of our dataset.

**Annotation Guidelines** We focus more on different emotions; therefore, this paper does not involve neutral emotions. Before the formal annotation, we randomly assign 100 videos to annotators for training, and formal annotation only begins after the

Dataset	Modality			Task	Cause type	Scene	Ins
	T	A	V				
ECE Corpus (Gui et al., 2018)	✓	✗	✗	ECE	Extractive	News	2,105 <i>d</i>
NTCIR-13-ECA (Gao et al., 2017)	✓	✗	✗	ECA	Extractive	Fiction	2,403 <i>d</i>
Weibo-Emotion (Cheng et al., 2017)	✓	✗	✗	ECD	Extractive	Blog	7,000 <i>p</i>
REMAN (Kim and Klinger, 2018)	✓	✗	✗	ECD	Extractive	Fiction	1,720 <i>d</i>
GoodNewsEveryone (Bostan et al., 2019)	✓	✗	✗	ECD	Extractive	News	5,000 <i>s</i>
MHD (Patro et al., 2021)	✓	✗	✓	HD	Extractive	Sitcom	13,633 <i>u</i>
UR-FUNNY (Hasan et al., 2019)	✓	✓	✓	HD	Extractive	Speech	16,514 <i>u</i>
MUSARD (Castro et al., 2019)	✓	✓	✓	SD	Extractive	Sitcom	6,365 <i>v</i>
WITS (Kumar et al., 2022)	✓	✓	✓	SD	Generative	Sitcom	2,240 <i>u</i>
SMILE (Hyun et al., 2023)	✓	✓	✓	HD	Generative	Sitcom&Talks	887 <i>v</i>
ExFunTube (Ko et al., 2023)	✓	✓	✓	HD	Generative	Youtube	10,136 <i>v</i>
RECCON-IE (Poria et al., 2021)	✓	✗	✗	ECE	Extractive	Conv	665 <i>u</i>
RECCON-DD (Poria et al., 2021)	✓	✗	✗	ECE	Extractive	Conv	11,104 <i>u</i>
ConvECPE (Li et al., 2022b)	✓	✗	✗	ECPE	Extractive	Conv	7,433 <i>u</i>
ECF (Wang et al., 2022)	✓	✓	✓	MECPE	Extractive	Conv	13,619 <i>u</i>
<b>ECEM (ours)</b>	✓	✓	✓	MCECE	Generative	Conv	7,273 <i>u</i>

Table 1: Comparison of Cause Detection Datasets, including traditional Emotion Cause Analysis (ECA), Emotion Cause Detection (ECD), Sarcasm Detection (SD), and Humor Detection (HD), etc. The units of the instances include sentence (*s*), document (*d*), post (*p*), utterance (*u*) and video (*v*). T, A, V stands for text, audio and video.

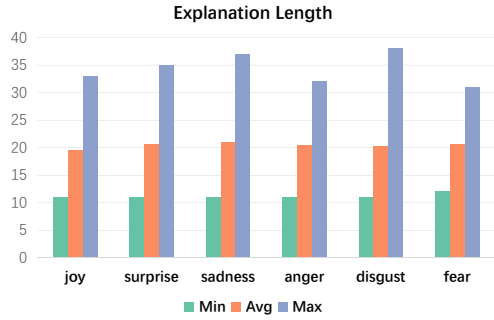


Figure 4: Statistical analysis of reason length for emotion causes.

training results receive unanimous approval from evaluators. For each non-neutral utterance, annotators are required to find corresponding evidence from the three modalities of the dialogue (video, audio, text) and briefly describe their reasoning in one to three sentences. We specifically request that annotators pay close attention to the video and audio modalities to ensure the accuracy and completeness of the reasons provided. Annotated examples are shown in the Figure 2.

### 3.3 Data Statistics and Analysis

**Comparison with Existing Datasets** In Table 1, we compare our dataset ECEM with other cause detection datasets in emotion analysis. It can be observed that most cause detection datasets involve selective explanation types, and generative cause

types are present in humor and sarcasm detection datasets; however, their emotions are limited to single emotions. In contrast, our dataset generates multiple causes for various emotions, making results more understandable and useful to users.

**Data Analysis** Since neutral emotions do not require explanation, we removed the neutral emotions from the original MELD dataset. We conduct a statistical analysis on the proportions of the remaining six emotions, and the results are presented in Figure 3. In order to ensure the consistency of labeling for each instances and guarantee data quality, we also conduct a statistical analysis on the length of these explanations. The results of this analysis are shown in Figure 4. Through this processing and analysis, we aim to provide more accurate and comprehensible emotion cause explanation. Upon analyzing the statistical results, we observe that the annotations for the six emotions demonstrate a consistent pattern across the maximum, minimum, and average values. This consistency indicates a high level of standardization in our annotated data.

## 4 Method

### 4.1 Task Definition

Our task is to identify the emotional cause behind the sentiment expressed in specific utterance within a given video clip. A given conversation,  $U$ , includes  $n$  utterances with different emotions, i.e.,



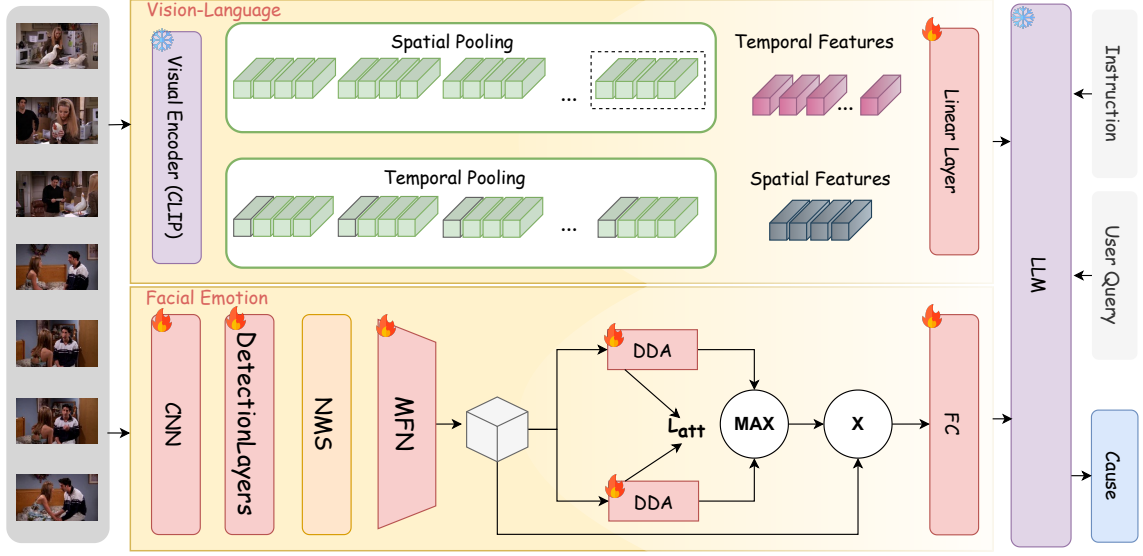


Figure 5: Overview of our proposed FAME-Net. The MFN network includes multiple convolutional layers, depthwise convolutional layers, residual connections, and a final linear layer. DDA includes convolution, attention mechanisms, and linear transformations. X represents multiplication.

$U = \{(u_i, e_i)\}_{i=1}^n$ , and  $u_i$  refers to the  $i$  utterance,  $u$ , possessing the specified emotion,  $e$ . Each utterance is a multimodal input with the vision and text modalities, denoted by  $u_i = (u_i^t, u_i^v)$ . The goal of the Multimodal Conversation Emotion Cause Explanation (MCECE) task is to generate the cause,  $C$ , for the target utterance  $u_n$  having emotion  $e_n$ .

## 4.2 Overview

In this paper, we propose Facial-Aware Multimodal Emotion Explanation Network (FAME-Net), a multimodal large language model built on LLaVA (Liu et al., 2024). The overall structure of the model is illustrated in Figure 5. FAME-Net is capable of understanding video, text, and facial emotions. Facial emotion recognition provides a more comprehensive understanding of emotions, compensating for the limitations of text analysis (Ekman and Friesen, 1971), and capturing the contagion of emotions to reveal deeper emotional causes (Hatfield et al., 1993). Additionally, it can detect inconsistencies between facial expressions and verbal communication, thereby uncovering hidden emotions (Chartrand and Bargh, 1999). Therefore, we concentrate on analyzing facial expressions in video data and propose a novel model specifically designed to capture the dynamics and evolution of facial expressions.

During its development, FAME-Net integrates advanced mechanisms to align visual signals with language processing, enhancing multimodal anal-

ysis. The model features a CLIP-based video encoder (Radford et al., 2021) tailored to capture the information from spatial and temporal dimensions of video data, alongside a facial emotion recognition module that accurately identifies and interprets subtle emotional nuances. This combination enables FAME-Net to reveal deeper emotional insights beyond conventional text analysis.

## 4.3 Vision-Language Module

Our architecture employs the CLIP ViT-L/14@336 as the visual encoder, adapting it from image processing to video processing in FAME-Net, which is essential for the model to effectively capture spatio-temporal representations in videos. For a video,  $V = \{I_1, \dots, I_k, \dots, I_T\}$ , where  $I_k \in \mathbb{R}^{H \times W \times C}$  and  $T$  denotes the number of frames. The encoder independently processes each frame, generating the frame-level embedding  $x_k = CLIP(I_k)$ ,  $x_k \in \mathbb{R}^{h \times w \times D}$ , where  $h = H/p$ ,  $w = W/p$  and  $p$  represents the patch size, and  $h \times w = N$ . The video embedding can be obtained,  $X = [x_1, \dots, x_k, \dots, x_T]$ .

To construct a comprehensive video-level representation, we apply average pooling along the temporal dimension of these frame-level embeddings, resulting in a temporal representation  $R_t \in \mathbb{R}^{T \times D}$ :

$$R_t = \frac{1}{N} \sum_{i=1}^N X \quad (1)$$

This temporal pooling technique effectively inte-

grates information across multiple frames. Similarly, we apply average pooling along the spatial dimension to obtain the spatial representation  $R_s \in \mathbb{R}^{N \times D}$ :

$$R_s = \frac{1}{T} \sum_{i=1}^T X \quad (2)$$

The final video-level features  $v_j$  are a concatenation of these temporal and spatial features.

$$R = [R_t \oplus R_s] \in \mathbb{R}^{(T+N) \times D} \quad (3)$$

where  $\oplus$  is the concatenation operation.

A simple trainable linear layer  $g$ , projects these video-level features into the language decoder’s embedding space, transforming them into corresponding language embedding tokens  $Q_v$ .

$$Q_v = g(R) \in \mathbb{R}^{(T+N) \times K} \quad (4)$$

where  $K$  represents the dimension of the text query.

Specific inquiries regarding emotional causes for explanations: User Query is denoted as  $Q_t \in \mathbb{R}^{L \times K}$  where  $L$  is the length of the query. These queries are tokenized to be dimensionally compatible with the video embeddings. Finally,  $Q_v$  and  $Q_t$  are input to the language decoder together.

#### 4.4 Facial Emotion Module

We further design a two-stage system, where the first stage performs face detection to segment faces from the video, and the second stage conducts facial emotion recognition. This two-stage detection system reduces the impact of the environment on facial emotion recognition and improves the accuracy of detection.

In the first stage, in order to efficiently extract features and adapt to various scale changes in face, we use CNN (LeCun et al., 1998) to extract feature maps  $F$  from the input video frame  $I$ , and then, a set of multi-scale anchors is generated on the feature map, and these anchors  $a$  are classified using Detection Layers composed of VGG16 (Simonyan and Zisserman, 2014) and CNNs to determine whether they contain a face. Simultaneously, bounding box regression is applied to adjust the position and size of the candidate detection boxes. The process of classification and regression can be represented as:

$$\mathbb{1}_{face}, \Delta = \text{DetectionLayers}(F, a) \quad (5)$$

where  $\mathbb{1}_{face}$  represents whether it contains a face, and  $\Delta$  represents the bounding box score. Using

the regression output  $\Delta$  to adjust the position and size of each anchor,  $a$ , the detection box,  $B$ , is generated. To reduce the probability of detecting the same face multiple times, we use Non-Maximum Suppression (NMS) (Felzenszwalb et al., 2009) with an Intersection over Union (IoU) threshold to obtain the final detected faces.

$$B_{final} = \text{NMS}(B, \mathbb{1}_{face}, IoU_{threshold}) \quad (6)$$

In the second phase, to reduce the loss of spatial information and retain more contextual information, we first use a multi-scale feature network (MFN) (Zadeh et al., 2018) to extract feature maps  $F_{MFN}$  from the input face  $B_{final}$ :

$$F_{MFN} = \text{MFN}(B_{final}) \quad (7)$$

The features of facial emotions are not limited to a single direction. By considering both directions simultaneously, the model can more comprehensively understand the complexity of facial expressions. Therefore, we use DDA (Zhang et al., 2023b) to generate attention maps in both the vertical direction ( $Y$ ) and the horizontal direction ( $X$ ).

$$\begin{aligned} F_{DDA}^X &= \text{DDA}_X(F_{MFN}) \\ F_{DDA}^Y &= \text{DDA}_Y(F_{MFN}) \end{aligned} \quad (8)$$

We integrate attention mechanisms from two directions to enhance recognition capability and accuracy. The sigmoid function,  $\sigma$ , is used to suppress noise while strengthening the critical areas of the features. This result is multiplied by the max-pooling output to further enhance important features and suppress less significant information, yielding the final attention feature map  $F_{att}$ .

$$F_{att} = \text{pooling}(F_{DDA}^X, F_{DDA}^Y) \cdot \sigma(F_{DDA}^X F_{DDA}^Y) \quad (9)$$

Finally, the attention feature map is passed through a fully connected layer to predict the emotion category of the face,  $E_{cls}$ .

$$E_{cls} = FC(F_{att}) \quad (10)$$

#### 4.5 Video Instruction Tuning

During the fine-tuning phase, we use predefined prompts,  $\text{Prompt}_{\text{Video}}$ .

```
USER: <Instruction> <Vid-tokens><Emotion>
Assistant: Using the notations, we can
represent it as:
USER: <Q_t> <Q_v> <E_cls>
Assistant:
```

Method	BLEU4	METEOR	ROUGE	BERTScore	Sem_Sim	BLEURT	CIDEr
Qwen	0.0105	0.1432	0.1222	0.8498	0.7265	-1.0425	0.5342
LLaMA2	0.0106	0.1519	0.2443	0.8507	0.8531	-1.1445	0.5543
ChatGLM3	0.0007	0.1857	0.1258	0.8587	0.6945	-0.7099	0.6049
ChatUniVi	0.0136	0.1331	0.1501	0.8245	0.8318	-1.1092	0.4752
NExT-GPT	0.0945	0.1250	0.3401	0.7599	0.4145	-1.2821	0.6397
Video_LLaVA	<b>0.1066</b>	0.3224	0.4036	0.8967	0.7775	-0.8148	<b>0.6895</b>
Video-LLaMA	0.0871	0.3324	0.3724	0.8981	<b>0.8766</b>	-0.5463	0.6677
Video-LLaMA2	0.0012	0.1785	0.1300	0.8361	0.7098	-0.8779	0.6268
FAME-Net (ours)	0.0870	<b>0.3423</b>	<b>0.4051</b>	<b>0.9053</b>	0.8735	<b>-0.4789</b>	0.6836

Table 2: Comparison of Automatic Evaluation Metrics Experiments.

where <Instruction> defines the task, which requires explaining the emotional reasons by understanding the video. The predicted answer corresponds to the final cause  $C$ . Throughout the training process, the weights of the video encoder and LLM remain frozen, and the model maximizes the likelihood of tokens representing the answer by adjusting the linear layer.

## 5 Experiments

### 5.1 Implementation Details

Our FAME-Net model is built on the LLaVA-7b (Liu et al., 2023) foundation. To enhance training efficiency, we preprocess the data beforehand to minimize the time spent on facial emotion recognition during training. The training process is conducted on two NVIDIA A6000 48G GPUs.

### 5.2 Evaluation Metrics

To comprehensively evaluate the fluency, diversity, and accuracy of generated causeing, we adopt a series of widely recognized automatic evaluation metrics for text generation, including BLEU4 (Papineni et al., 2002), METEOR (Banerjee and Lavie, 2005), ROUGE (Lin, 2004), and CIDEr (Vedantam et al., 2015), which focus on lexical and syntactic matching, as well as BERTScore (Zhang et al., 2019), Semantic Similarity (Sem\_Sim) (Gao et al., 2021), and BLEURT (Sellam et al., 2020), which assess whether the generated text is semantically consistent with the reference text.

### 5.3 Baselines

We compare it with several open-source models of similar scale. Ultimately, we select NExT-GPT (Wu et al., 2023), ChatUniVi (Jin et al., 2023), Video\_LLaVA (Lin et al., 2023; Zhu et al., 2023), Video-LLaMA (Zhang et al., 2023a), and Video-LLaMA2 (Cheng et al., 2024) as baselines. Also, we choose models like Qwen (Bai et al., 2023),

LLaMA2 (Touvron et al., 2023), and ChatGLM3 (AI and KEG, 2023), which excel in single text modality, for experiments where only conversation history is input. We train and test these five models on the ECEM dataset.

## 5.4 Main Results

### 5.4.1 Automatic Evaluation

Table 2 presents the scores of eight baseline models and FAME-Net on seven metrics. FAME-Net demonstrates the most outstanding performance on four key metrics, indicating its exceptional capabilities in terms of generation quality, semantic alignment, and text diversity. This advantage is attributed to the innovative training data and the model’s ability to understand the emotions conveyed by facial expressions, enhancing its understanding of the reasons behind these emotions. Although FAME-Net’s performance on Sem\_Sim and CIDEr is not the best, it is still very close to optimal, indicating that the model has strong semantic understanding and content relevance when generating text. We speculate that the inability to achieve the best performance may be due to its inability to fully capture the complexity and nuances of text, such as humor and irony. Therefore, we speculate that FAME-Net’s poor performance on BLEU4 is due to the model’s focus on diversity, fluency, and contextual consistency in the generated content, leading to fewer n-gram matches with the reference text and thus a lower BLEU4 score.

Overall, FAME-Net shows that it is an outstanding model in text generation tasks, demonstrating leading advantages in multiple metrics and achieving a good balance between innovation and accuracy. Furthermore, multimodal models, including FAME-Net, outperform pure text models in overall performance, suggesting that integrating information from multiple modalities can significantly enhance the model’s ability to solve MCECE tasks.

Method	BLEU4	METEOR	ROUGE	BERTScore	Sem_Sim	BLEURT	CIDEr
V	0.0700	0.3233	0.3771	0.8977	0.8894	-0.7215	0.6626
V+E	0.0695	0.3058	0.3427	0.8960	<b>0.8914</b>	-0.7715	0.6259
V+T	0.0375	0.2217	0.2455	0.8850	0.8784	-0.9061	0.5572
V+T+E	<b>0.0870</b>	<b>0.3423</b>	<b>0.4051</b>	<b>0.9053</b>	0.8735	<b>-0.4789</b>	<b>0.6836</b>

Table 3: Ablation Study Results, where V represents the visual modality, T represents the text modality, and E represents facial emotion recognition.

Method	BLEU4	METEOR	ROUGE	BERTScore	Sem_Sim	BLEURT	CIDEr
Original Text	0.0495	<b>0.3425</b>	0.4040	0.8978	0.8634	-0.5031	0.6755
Improved Text	<b>0.0870</b>	0.3423	<b>0.4051</b>	<b>0.9053</b>	<b>0.8735</b>	<b>-0.4789</b>	<b>0.6836</b>

Table 4: Comparison between original data and transcription results.

### 5.4.2 Ablation Study

The ablation study results are shown in Table 4. Except for the Sem\_Sim metric, all other metrics decline to varying degrees when the text modality T and facial emotion recognition module E are removed. This confirms the effectiveness of our facial emotion recognition module in addressing the MCECE task. Without the facial emotion recognition component, FAME-Net may become more conservative, generating simpler or more common sentence structures. We believe the Sem\_Sim metric increase is due to reduced modality conflicts, less redundant information, or FAME-Net’s enhanced focus on key video features, improving the semantic consistency of the generated text.

### 5.4.3 Human Evaluation

In addition to automatic assessment, we also randomly select 100 test samples from the four best-performing models for manual evaluation. We ask the evaluators to score the generated reasons on three criteria: Contextuality, Fluency, and Relevance, on a scale of 1 to 5. Contextuality measures whether the generated sentences are consistent with the context and coherent with the previous dialogue. Fluency assesses the grammatical correctness and naturalness of the sentence in terms of language use. Relevance is used to determine whether the generated sentences contain the exact reasons for expressing emotions. The results, as shown in the Table 5, indicate that FAME-Net achieved the best performance in Fluency and Relevance, demonstrating its strongest capability in fluency and generating precise reasons.

### 5.4.4 Original Data and Transcription

To verify our hypothesis that audio transcription data is of higher quality compared to the original

Method	Con	Flu	Rel
Video_LLaVA	<b>4.19</b>	4.21	3.92
Video-LLaMA	4.05	4.24	3.99
Video-LLaMA2	3.97	4.17	3.89
FAME-Net (ours)	4.15	<b>4.31</b>	<b>4.01</b>

Table 5: Human evaluation results, Con, Flu, Rel represents Contextuality, Fluency, Relevance.

text data, we conduct a detailed and thorough comparative experiment, with the results comprehensively displayed in Table 4. The BLEU4 score is significantly higher for the transcription, indicating that the transcribed text aligns more closely and accurately with the reference standard in terms of lexical matching, thereby demonstrating superior accuracy and consistency. Although the METEOR score remains nearly identical between the two data sets, the transcription results still slightly outperform the original text across all other evaluation metrics, suggesting an overall enhancement and refinement in data quality following transcription.

## 6 Conclusion

Our paper introduces a novel and challenging task, Multimodal Conversation Emotion Cause Explanation (MCECE), and constructs a new and comprehensive dataset, ECEM, for the training and evaluation of MCECE. To address this task, we propose a specialized model, FAME-Net, which is based on the LLaVA model. FAME-Net is proficient in understanding the content of videos and providing natural language explanations for the emotions of characters depicted in those videos. Extensive experimental results demonstrate that our model performs effectively in the MCECE task. Our work provides new insights and proposes a new direction for multimodal emotion cause extraction.



## Limitations

Although our research has made certain progress, it is not without limitations. Firstly, our model is purely English, which means that our model and evaluations may not be directly applicable in other language environments. Moreover, our model, being based on a trained Large Language Model (LLM), has the issue of hallucination defects.

## References

- Christopher R. Agnew and Susan C. South. 2014. *Interpersonal Relationships and Health: Social and Clinical Psychological Mechanisms*. Oxford University Press, New York.
- Zhipu AI and Tsinghua University KEG. 2023. Chatglm3: A large-scale chinese dialogue language model. <https://github.com/THUDM/ChatGLM3>.
- Jinze Bai, Shuai Bai, Yunfei Chu, Zeyu Cui, Kai Dang, Xiaodong Deng, Yang Fan, Wenbin Ge, Yu Han, Fei Huang, et al. 2023. Qwen technical report. *arXiv preprint arXiv:2309.16609*.
- Max Bain, Jaesung Huh, Tengda Han, and Andrew Zisserman. 2023. Whisperx: Time-accurate speech transcription of long-form audio. *arXiv preprint arXiv:2303.00747*.
- Satanjeev Banerjee and Alon Lavie. 2005. Meteor: An automatic metric for mt evaluation with improved correlation with human judgments. In *Proceedings of the acl workshop on intrinsic and extrinsic evaluation measures for machine translation and/or summarization*, pages 65–72.
- Laura Bostan, Evgeny Kim, and Roman Klinger. 2019. Goodnewseveryone: A corpus of news headlines annotated with emotions, semantic roles, and reader perception. *arXiv preprint arXiv:1912.03184*.
- Tom Brown, Benjamin Mann, Nick Ryder, Melanie Subbiah, Jared D Kaplan, Prafulla Dhariwal, Arvind Neelakantan, Pranav Shyam, Girish Sastry, Amanda Askell, et al. 2020. Language models are few-shot learners. *Advances in neural information processing systems*, 33:1877–1901.
- Santiago Castro, Devamanyu Hazarika, Verónica Pérez-Rosas, Roger Zimmermann, Rada Mihalcea, and Soujanya Poria. 2019. Towards multimodal sarcasm detection (an \_obviously\_ perfect paper). *arXiv preprint arXiv:1906.01815*.
- Tanya L Chartrand and John A Bargh. 1999. The chameleon effect: The perception–behavior link and social interaction. *Journal of personality and social psychology*, 76(6):893.
- Xiyao Cheng, Ying Chen, Bixiao Cheng, Shoushan Li, and Guodong Zhou. 2017. An emotion cause corpus for chinese microblogs with multiple-user structures. *ACM Transactions on Asian and Low-Resource Language Information Processing (TALLIP)*, 17(1):1–19.
- Zesen Cheng, Sicong Leng, Hang Zhang, Yifei Xin, Xin Li, Guanzheng Chen, Yongxin Zhu, Wenqi Zhang, Ziyang Luo, Deli Zhao, et al. 2024. Videollama 2: Advancing spatial-temporal modeling and audio understanding in video-llms. *arXiv preprint arXiv:2406.07476*.
- Hilda Costa, Pilar Ripoll, Miguel Sánchez, and Carla Carvalho. 2013. Emotional intelligence and self-efficacy: Effects on psychological well-being in college students. *The Spanish Journal of Psychology*, 16:E50.
- Paul Ekman and Wallace V Friesen. 1971. Constants across cultures in the face and emotion. *Journal of personality and social psychology*, 17(2):124.
- Hao Fang, Saurabh Gupta, Forrest Iandola, Rupesh K Srivastava, Li Deng, Piotr Dollár, Jianfeng Gao, Xiaodong He, Margaret Mitchell, John C Platt, et al. 2015. From captions to visual concepts and back. In *Proceedings of the IEEE conference on computer vision and pattern recognition*, pages 1473–1482.
- Pedro F Felzenszwalb, Ross B Girshick, David McAllester, and Deva Ramanan. 2009. Object detection with discriminatively trained part-based models. *IEEE transactions on pattern analysis and machine intelligence*, 32(9):1627–1645.
- Qinghong Gao, Jiannan Hu, Ruifeng Xu, Lin Gui, Yulan He, Kam-Fai Wong, and Qin Lu. 2017. Overview of ntcir-13 eca task. In *NTCIR*.
- Tianyu Gao, Xingcheng Yao, and Danqi Chen. 2021. Simcse: Simple contrastive learning of sentence embeddings. *arXiv preprint arXiv:2104.08821*.
- Yuan Gong, Sameer Khurana, Leonid Karlinsky, and James Glass. 2023. Whisper-at: Noise-robust automatic speech recognizers are also strong general audio event taggers. *arXiv preprint arXiv:2307.03183*.
- Lin Gui, Ruifeng Xu, Dongyin Wu, Qin Lu, and Yu Zhou. 2018. Event-driven emotion cause extraction with corpus construction. In *Social Media Content Analysis: Natural Language Processing and Beyond*, pages 145–160. World Scientific.
- Md Kamrul Hasan, Wasifur Rahman, Amir Zadeh, Jianyuan Zhong, Md Iftekhar Tanveer, Louis-Philippe Morency, et al. 2019. Ur-funny: A multimodal language dataset for understanding humor. *arXiv preprint arXiv:1904.06618*.
- Elaine Hatfield, John T Cacioppo, and Richard L Rapson. 1993. Emotional contagion. *Current directions in psychological science*, 2(3):96–100.
- Lee Hyun, Kim Sung-Bin, Seungju Han, Youngjae Yu, and Tae-Hyun Oh. 2023. Smile: Multimodal dataset for understanding laughter in video with language models. *arXiv preprint arXiv:2312.09818*.

- Peng Jin, Ryuichi Takanobu, Caiwan Zhang, Xiaochun Cao, and Li Yuan. 2023. Chat-univi: Unified visual representation empowers large language models with image and video understanding. *arXiv preprint arXiv:2311.08046*.
- Evgeny Kim and Roman Klinger. 2018. Who feels what and why? annotation of a literature corpus with semantic roles of emotions. In *Proceedings of the 27th International Conference on Computational Linguistics*, pages 1345–1359.
- Dayoon Ko, Sangho Lee, and Gunhee Kim. 2023. Can language models laugh at youtube short-form videos? *arXiv preprint arXiv:2310.14159*.
- Shivani Kumar, Atharva Kulkarni, Md Shad Akhtar, and Tanmoy Chakraborty. 2022. When did you become so smart, oh wise one?! sarcasm explanation in multi-modal multi-party dialogues. *arXiv preprint arXiv:2203.06419*.
- Yann LeCun, Léon Bottou, Yoshua Bengio, and Patrick Haffner. 1998. Gradient-based learning applied to document recognition. *Proceedings of the IEEE*, 86(11):2278–2324.
- Junnan Li, Dongxu Li, Caiming Xiong, and Steven Hoi. 2022a. Blip: Bootstrapping language-image pre-training for unified vision-language understanding and generation. In *International conference on machine learning*, pages 12888–12900. PMLR.
- Wei Li, Yang Li, Vlad Pandelea, Mengshi Ge, Luyao Zhu, and Erik Cambria. 2022b. Ecpec: Emotion-cause pair extraction in conversations. *IEEE Transactions on Affective Computing*, 14(3):1754–1765.
- Bin Lin, Bin Zhu, Yang Ye, Munan Ning, Peng Jin, and Li Yuan. 2023. Video-llava: Learning united visual representation by alignment before projection. *arXiv preprint arXiv:2311.10122*.
- Chin-Yew Lin. 2004. Rouge: A package for automatic evaluation of summaries. In *Text summarization branches out*, pages 74–81.
- Tsung-Yi Lin, Michael Maire, Serge Belongie, James Hays, Pietro Perona, Deva Ramanan, Piotr Dollár, and C Lawrence Zitnick. 2014. Microsoft coco: Common objects in context. In *Computer Vision—ECCV 2014: 13th European Conference, Zurich, Switzerland, September 6-12, 2014, Proceedings, Part V 13*, pages 740–755. Springer.
- Haotian Liu, Chunyuan Li, Qingyang Wu, and Yong Jae Lee. 2023. [Visual instruction tuning](#). In *Advances in Neural Information Processing Systems*, volume 36, pages 34892–34916. Curran Associates, Inc.
- Haotian Liu, Chunyuan Li, Qingyang Wu, and Yong Jae Lee. 2024. Visual instruction tuning. *Advances in neural information processing systems*, 36.
- Muhammad Maaz, Hanoona Rasheed, Salman Khan, and Fahad Shahbaz Khan. 2023. Video-chatgpt: Towards detailed video understanding via large vision and language models. *arXiv preprint arXiv:2306.05424*.
- Kishore Papineni, Salim Roukos, Todd Ward, and Wei-Jing Zhu. 2002. Bleu: a method for automatic evaluation of machine translation. In *Proceedings of the 40th annual meeting of the Association for Computational Linguistics*, pages 311–318.
- Badri N Patro, Mayank Lunayach, Deepankar Srivastava, Hunar Singh, Vinay P Namboodiri, et al. 2021. Multimodal humor dataset: Predicting laughter tracks for sitcoms. In *Proceedings of the IEEE/CVF Winter Conference on Applications of Computer Vision*, pages 576–585.
- Soujanya Poria, Navonil Majumder, Devamanyu Hazarika, Deepanway Ghosal, Rishabh Bhardwaj, Samson Yu Bai Jian, Pengfei Hong, Romila Ghosh, Abhinaba Roy, Niyati Chhaya, et al. 2021. Recognizing emotion cause in conversations. *Cognitive Computation*, 13:1317–1332.
- Soujanya Poria, Navonil Majumder, Devamanyu Hazarika, Rada Mihalcea, Alexander Gelbukh, and Erik Cambria. 2018. Meld: A multimodal multi-party dataset for emotion recognition in conversations. *arXiv preprint arXiv:1810.02508*.
- Alec Radford, Jong Wook Kim, Chris Hallacy, Aditya Ramesh, Gabriel Goh, Sandhini Agarwal, Girish Sastry, Amanda Askell, Pamela Mishkin, Jack Clark, et al. 2021. Learning transferable visual models from natural language supervision. In *International conference on machine learning*, pages 8748–8763. PMLR.
- Thibault Sellam, Dipanjan Das, and Ankur P Parikh. 2020. Bleurt: Learning robust metrics for text generation. *arXiv preprint arXiv:2004.04696*.
- Karen Simonyan and Andrew Zisserman. 2014. Very deep convolutional networks for large-scale image recognition. *arXiv preprint arXiv:1409.1556*.
- Hugo Touvron, Thibaut Lavril, Gautier Izacard, Xavier Martinet, Marie-Anne Lachaux, Timothée Lacroix, Baptiste Rozière, Naman Goyal, Eric Hambro, Faisal Azhar, et al. 2023. Llama: Open and efficient foundation language models. *arXiv preprint arXiv:2302.13971*.
- Ramakrishna Vedantam, C Lawrence Zitnick, and Devi Parikh. 2015. Cider: Consensus-based image description evaluation. In *Proceedings of the IEEE conference on computer vision and pattern recognition*, pages 4566–4575.
- Fanfan Wang, Zixiang Ding, Rui Xia, Zhaoyu Li, and Jianfei Yu. 2022. Multimodal emotion-cause pair extraction in conversations. *IEEE Transactions on Affective Computing*, 14(3):1832–1844.

- Mi-Young Woo, Hyun-Jii Bae, and Sung-Jung Hong. 2020. The convergence effect of emotional intelligence and interpersonal relationship competence on communication skill of nursing students. *Journal of the Korea Convergence Society*, 11(12):401–408.
- Shengqiong Wu, Hao Fei, Leigang Qu, Wei Ji, and Tat-Seng Chua. 2023. Next-gpt: Any-to-any multimodal llm. *arXiv preprint arXiv:2309.05519*.
- Rui Xia, Mengran Zhang, and Zixiang Ding. 2019. Rthn: A rnn-transformer hierarchical network for emotion cause extraction. *arXiv preprint arXiv:1906.01236*.
- Amir Zadeh, Paul Pu Liang, Navonil Mazumder, Soujanya Poria, Erik Cambria, and Louis-Philippe Morency. 2018. Memory fusion network for multi-view sequential learning. In *Proceedings of the AAAI conference on artificial intelligence*, volume 32.
- Duzhen Zhang, Zhen Yang, Fandong Meng, Xiuyi Chen, and Jie Zhou. 2022. Tsam: A two-stream attention model for causal emotion entailment. *arXiv preprint arXiv:2203.00819*.
- Hang Zhang, Xin Li, and Lidong Bing. 2023a. Video-llama: An instruction-tuned audio-visual language model for video understanding. *arXiv preprint arXiv:2306.02858*.
- Saining Zhang, Yuhang Zhang, Ye Zhang, Yufei Wang, and Zhigang Song. 2023b. A dual-direction attention mixed feature network for facial expression recognition. *Electronics*, 12(17):3595.
- Tianyi Zhang, Varsha Kishore, Felix Wu, Kilian Q Weinberger, and Yoav Artzi. 2019. Bertscore: Evaluating text generation with bert. *arXiv preprint arXiv:1904.09675*.
- Weixiang Zhao, Yanyan Zhao, Zhuojun Li, and Bing Qin. 2023. Knowledge-bridged causal interaction network for causal emotion entailment. In *Proceedings of the AAAI Conference on Artificial Intelligence*, volume 37, pages 14020–14028.
- Xiaopeng Zheng, Zhiyue Liu, Zizhen Zhang, Zhaoyang Wang, and Jiahai Wang. 2022. Ueca-prompt: Universal prompt for emotion cause analysis. In *Proceedings of the 29th International Conference on Computational Linguistics*, pages 7031–7041.
- Bin Zhu, Bin Lin, Munan Ning, Yang Yan, Jiayi Cui, HongFa Wang, Yatian Pang, Wenhao Jiang, Junwu Zhang, Zongwei Li, et al. 2023. Languagebind: Extending video-language pretraining to n-modality by language-based semantic alignment. *arXiv preprint arXiv:2310.01852*.

## A Annotation Toolkit

To enhance the efficiency of emotion cause annotation, we further developed a multimodal emotion cause annotation toolkit. This toolkit, a general multimodal annotation toolkit, features functionalities such as multimodal signal alignment and rapid description of emotional causes, as depicted in the interface shown in the Figure 1. It has been demonstrated that using our developed general multimodal annotation toolkit can significantly improve the annotators’ efficiency.

## B Experimental Details

During training, we set 16 training epochs to ensure that the model has sufficient time to learn the patterns in the data. To balance memory usage and training efficiency, we set the batch size for each training device to 4. We chose a relatively small learning rate of  $2e-5$ , which helps the model to converge stably during the training process. To further stabilize the training process, we adopted a warm-up strategy with a warm-up ratio set to 0.03. Additionally, we selected AdamW as the optimizer, which combines momentum and adaptive learning rate adjustment mechanisms, and introduces weight decay to enhance the model’s generalization capabilities. The learning rate adjustment type is cosine, which helps to smoothly adjust the learning rate at different stages of training. Considering the balance between computational efficiency and model performance, we set a maximum sequence length limit of 2048. With these carefully designed hyperparameter settings, we aim to optimize the model’s training process to achieve the best learning outcomes. The detailed settings are as shown in the table 6.

## C Evaluation Metric Implementation Details

**BLEU** is an evaluation method based on n-gram precision that assesses the quality of machine translation by comparing the machine’s output with a set of reference translations. The BLEU score takes into account the longest common subsequence and includes a penalty factor for overly long translation outputs.

**METEOR** not only considers matching word pairs but also synonym matches and word order. It employs an optimized alignment algorithm to find the best match between reference and candidate



Figure 6: Proportion of Six Classified Emotions.

Settings	value
num_train_epochs	16
per_device_train_batch_size	4
learning_rate	2e-5
warmup_ratio	0.03
optimizer	AdamW
lr_scheduler_type	"cosine"
model_max_length	2048

Table 6: Experimental setup details.

translations, calculating the matched word pairs. Additionally, it accounts for synonym matches, enhancing the semantic accuracy of the evaluation.

**ROUGE** is primarily used to evaluate automatic summarization systems by calculating the recall to assess the overlap between generated summaries and reference summaries.

**BERTScore** utilizes a pre-trained BERT model to calculate the semantic similarity between two sentences. It evaluates their similarity by comparing the BERT embedding vectors of the sentences. BERTScore aims to capture the deep semantic information of sentences rather than relying solely on surface text matching.

**Sem\_Sim** is typically calculated based on word embedding models to determine the semantic similarity between two sentences. It assesses the over-



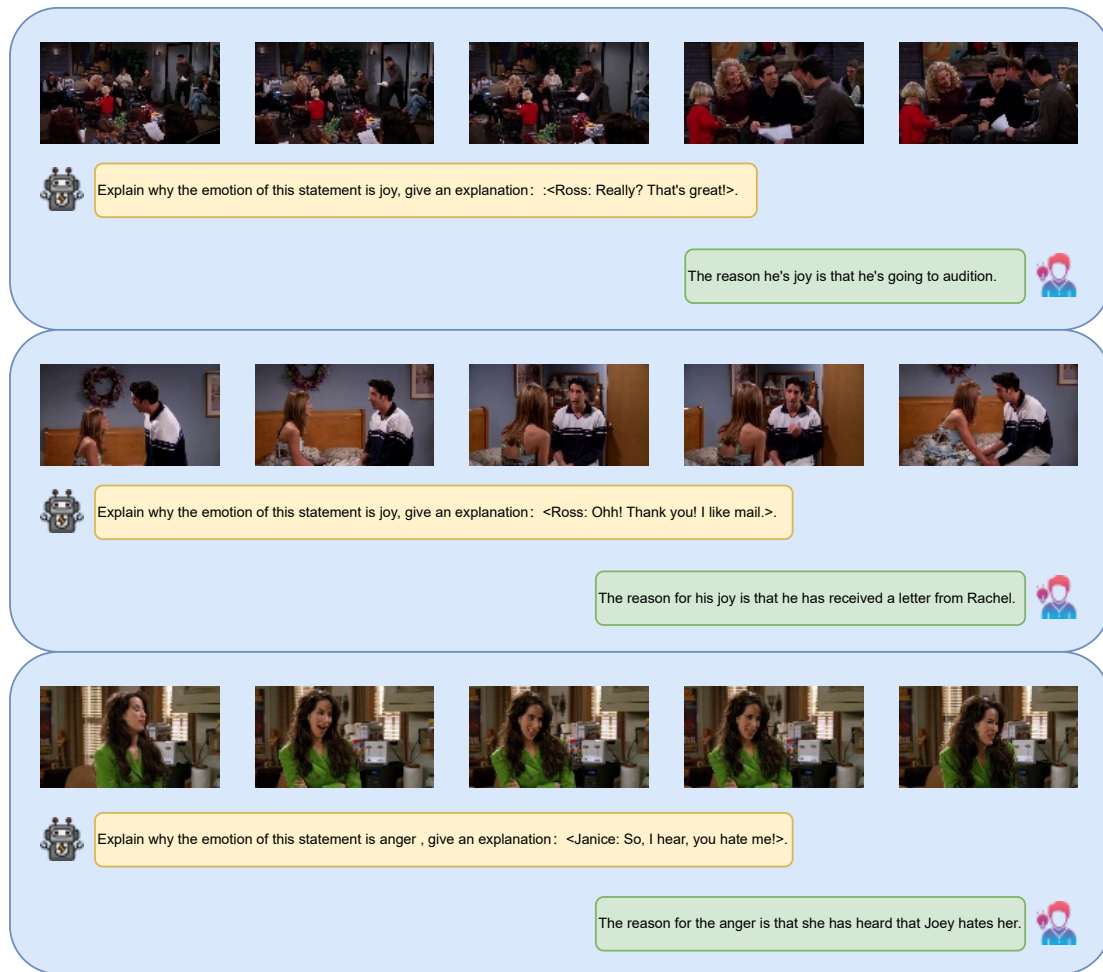


Figure 7: Examples of FAME-Net's explanation of emotional causes.

all semantic similarity by analyzing the embedding vectors of the words in the sentences.

**BLEURT** is a BERT-based evaluation method that uses the BERT model to predict translation quality. Unlike BLEU, BLEURT directly learns to predict translation quality without relying on n-gram matching. It trains a BERT model to distinguish between good and bad translations.

**CIDEr** is mainly used for image description tasks, evaluating machine-generated image descriptions by considering the consensus among human-generated descriptions. CIDEr uses n-gram overlap and semantic similarity to calculate scores and includes a penalty factor for overly long descriptions.