
SALSA: Soup-based Alignment Learning for Stronger Adaptation in RLHF

Atoosa Chegini^{1*}

Hamid Kazemi²

Iman Mirzadeh²

Dong Yin²

Maxwell Horton²

Moin Nabi²

Mehrdad Farajtabar²

Keivan Alizadeh²

¹University of Maryland ²Apple

Abstract

In Large Language Model (LLM) development, Reinforcement Learning from Human Feedback (RLHF) is crucial for aligning models with human values and preferences. RLHF traditionally relies on the Kullback-Leibler (KL) divergence between the current policy and a frozen initial policy as a reference, which is added as a penalty in policy optimization algorithms like Proximal Policy Optimization (PPO). While this constraint prevents models from deviating too far from the initial checkpoint, it limits exploration of the reward landscape, reducing the model’s ability to discover higher-quality solutions. As a result, policy optimization is often trapped in a narrow region of the parameter space, leading to suboptimal alignment and performance. This paper presents **SALSA** (Soup-based Alignment Learning for Stronger Adaptation), a novel approach designed to overcome these limitations by creating a more flexible and better located reference model through weight-space averaging of two independent supervised fine-tuned (SFT) models. This model soup allows for larger deviation in KL divergence and exploring a promising region of the solution space without sacrificing stability. By leveraging this more robust reference model, SALSA fosters better exploration, achieving higher rewards and improving model robustness, out-of-distribution generalization, and performance. We validate the effectiveness of SALSA through extensive experiments on popular open models (Llama2-7B, Mistral-7B, and Gemma-2B) across various benchmarks (MT-Bench, Arena-Hard, UltraFeedback), where it consistently surpasses PPO by fostering deeper exploration and achieving superior alignment in LLMs.

1 Introduction

Large language models (LLMs) have revolutionized natural language processing (NLP) by demonstrating remarkable capabilities in understanding and generating human language. These models, powered by vast amounts of data and advanced neural architectures, have set new benchmarks in various NLP tasks, from machine translation to conversational agents. Despite these advancements, aligning LLMs with human values and preferences remains a significant challenge. Misalignment can lead to undesirable behaviors, including generating biased or inappropriate content, which undermines the reliability and safety of these models [Kenton et al., 2021, Bender et al., 2021, Bommasani et al., 2021, Gehman et al., 2020].

Reinforcement Learning from Human Feedback (RLHF) has become a promising technique for aligning large language models (LLMs) with human preferences. By fine-tuning LLMs based

*Work done during an internship at Apple.

on human feedback, RLHF guides models towards more human-aligned behaviors, improving truthfulness, helpfulness, and harmlessness while maintaining the generation of high-probability, correct answers [Christiano et al., 2017]. Reward-based RLHF methods utilize a reward model to determine the reward for a given (prompt, response) pair. The policy model is then optimized by maximizing the average reward through reinforcement learning algorithms like Proximal Policy Optimization (PPO) [Schulman et al., 2017]. A crucial aspect of RLHF is the use of a reference model to compute the Kullback-Leibler (KL) divergence penalty, which prevents the fine-tuning process from deviating too far from the original model [Ziegler et al., 2019]. This approach ensures that the policy remains close to the initial model, reducing the risk of generating nonsensical responses.

While effective, reliance on a single reference model can be limiting. The KL penalty term constrains the policy model to stay close to the initial supervised fine-tuning (SFT) model, restricting its ability to fully explore the solution space for higher-reward models. This constraint can lead to suboptimal alignment and a lack of robustness in the training process, increasing the risk of generating nonsensical outputs. Ensuring that the reference model is already positioned in a robust space can mitigate this issue, allowing for more confident exploration without compromising output quality.

To address this limitation, we propose SALSA. It integrates a “*model soup*” as the reference model within the RLHF framework. A model soup is constructed by performing weight-space averaging of multiple independently supervised fine-tuned models that demonstrate comparable performance. This method leverages the principle that fine-tuned models from the same pre-trained initialization often reside in a shared low-error basin in the loss landscape, enabling effective weight interpolation without compromising accuracy. As evidenced by Wortsman et al. [2022], this approach results in significant improvements in both in-distribution and out-of-distribution generalization. The key advantage of *model soup* lies in its ability to harness the complementary strengths of diverse models, reducing variance and improving robustness, while maintaining computational efficiency. This makes the “*model soup*” reference model a superior choice for improving the stability and reliability of the RLHF training process compared to relying on a single reference model.

In this paper, we demonstrate the effectiveness of SALSA through comprehensive experiments. We apply SALSA to **Llama2-7B**, **Mistral-7B**, and **Gemma-2B** and benchmark the results against standard evaluation datasets, including MT-Bench, Arena-Hard, and UltraFeedback—the latter being used for RLHF training in our experiments. Our findings reveal that weight space averaging is a straightforward yet effective approach for aligning LLMs with human preferences, and enhancing their performance on real-world-like datasets.

In particular our contributions are following:

- We demonstrate that the reward in the region near the model soup is inherently superior to that of the original SFT model. The improvement in reward is a newly observed phenomenon and is complementary to the improvement in accuracy of model soups. We further show having model soups as reference point of RLHF results in higher reward outcomes. (Section 4.2).
- Drawing from these observations, we propose SALSA, a novel approach for implementing RLHF that utilizes the model soup as the reference model.
- We perform a comprehensive evaluation across diverse benchmarks and models, demonstrating that SALSA consistently outperforms PPO (Section 4.3).

The remainder of this paper is organized as follows: Section 2 reviews related work on RLHF and model averaging techniques. Section 3 details our methodology for creating and integrating the model soup in the RLHF process. Sections 4.1 through 4.4 present the experimental results and analysis of model averaging for better alignment.

2 Related Works

2.1 Model Soup

Model soups build on the findings of [Neyshabur et al., 2020], which showed that independently fine-tuned models often lie within the same loss basin, allowing their weights to be successfully combined through interpolation. [Wortsman et al., 2022] extended this, demonstrating that averaging fine-tuned model weights can improve performance compared to using a single model. Unlike

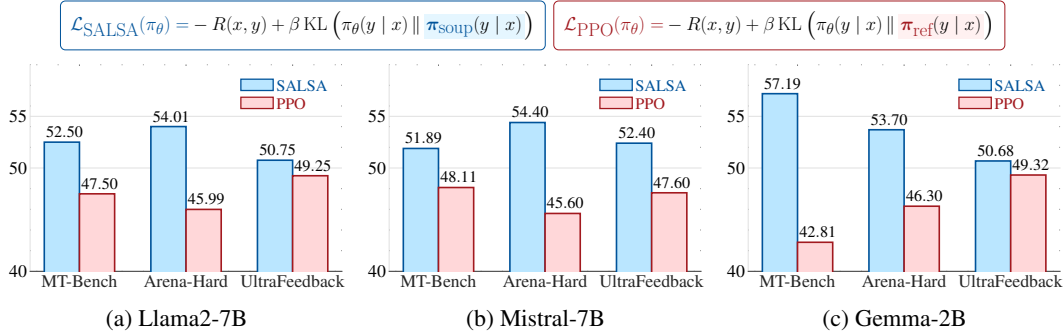


Figure 1: Comparison of SALSA and PPO. The main difference between SALSA and PPO is in the reference model within KL divergence of loss. SALSA consistently outperforms PPO across different models and tasks.

traditional ensembling, model soups require no extra memory or inference time, while still enhancing robustness. This method has shown consistent performance gains across NLP and image classification tasks [Wortsman et al., 2022, Izmailov et al., 2018].

2.2 Reinforcement Learning from Human Feedback (RLHF)

Large language models (LLMs) have achieved significant success across tasks, thanks to fine-tuning methods like Supervised Fine-Tuning (SFT) and Reinforcement Learning from Human Feedback (RLHF) [Ouyang et al., 2022, Touvron et al., 2023a, Bai et al., 2022, Anil et al., 2023]. RLHF has been crucial for aligning models with human preferences, enabling outputs that are more helpful and aligned with societal values [Ziegler et al., 2019, Stiennon et al., 2020, Achiam et al., 2023].

RLHF methods are divided into reward-based and reward-free approaches. Reward-based methods rely on training a reward model to guide policy optimization, typically with Proximal Policy Optimization (PPO) [Schulman et al., 2017, Gao et al., 2023]. PPO is widely used for its balance of stability and exploration [Ouyang et al., 2022]. Studies have also examined the importance of hyperparameter tuning and reward model quality to avoid overoptimization [Casper et al., 2023, Zheng et al., 2023a]. Reward-free methods, such as Direct Preference Optimization (DPO), bypass the reward model by directly optimizing human preference data [Rafailov et al., 2023, Liu et al., 2023, Yuan et al., 2023]. While DPO simplifies training and performs well on tasks like instruction following [Touvron et al., 2023a], it struggles with out-of-distribution data, and its generalization capabilities are limited [Yuan et al., 2024, Xu et al., 2024].

In this paper, we focus on Proximal Policy Optimization (PPO) for its demonstrated robustness in managing large models and diverse tasks. Studies such as [Xu et al., 2024] highlight the limitations of Direct Preference Optimization (DPO), which tends to find biased solutions when confronted with out-of-distribution responses and is highly sensitive to distribution shifts. In contrast, PPO effectively mitigates these challenges through the use of reward models and KL divergence regularization [Ouyang et al., 2022, Schulman et al., 2017]. This enables PPO to consistently outperform DPO in tasks like dialogue and code generation, proving its reliability across alignment challenges [Xu et al., 2024].

Recent RLHF research has introduced novel approaches to improve upon traditional methods, particularly in addressing the limitations of using reference models. SimPO [Meng et al., 2024] eliminates the need for a reference model by optimizing the average log probability of sequences with a reward-free approach. This reduces computational costs and improves memory efficiency over traditional DPO, achieving better performance across benchmarks like AlpacaEval and Arena-Hard. SimPO underscores the limitations of static reference models in DPO and advocates for scalable, reference-free approaches. Conversely, [Gorbatovski et al., 2024] introduces a dynamic reference model that evolves throughout training using Trust Region methods. This dynamic approach allows the reference model to adapt alongside the policy, preventing constraints imposed by outdated checkpoints and enabling more effective generalization and alignment with human preferences.

The aforementioned papers have identified that the reference model may limit the optimization process in DPO, and they propose innovative solutions to address this issue. Similarly, we aim to

solve this problem within the PPO framework. We adopt a model soup approach, which averages the weights of fine-tuned models. This method allows the optimization process in PPO to explore a broader solution space, offering greater flexibility and enhancing alignment performance.

3 Method

In this section we present our method, SALSA (Soup-based Alignment Learning for Stronger Adaptation). We begin with a brief overview of Proximal Policy Optimization (PPO), and model soup, followed by a detailed description of our approach.

3.1 RLHF

In our main experiments, we focus on reward-based RLHF, in particular Proximal Policy Optimization (PPO). The conventional framework for reward-based RLHF consists of several key stages as follows.

Supervised Fine-Tuning (SFT). The initial stage of alignment involves supervised fine-tuning, where a pre-trained language model is refined using a high-quality instruction dataset.

Reward Model. Reward-based RLHF involves training a reward model, which is typically initialized from the SFT model. In this process, the logit layer of the SFT model is replaced by a new linear layer. This linear layer takes the embedding of the last token and outputs a scalar reward. Higher rewards indicate better samples. For a given prompt x and a pair of responses y_w (chosen) and y_l (rejected), the loss function is optimized as:

$$\mathcal{L}(R_\theta) = -\log \sigma(R_\theta(x, y_w) - R_\theta(x, y_l)), \quad (1)$$

where $R_\theta(\cdot, \cdot)$ is the reward model, θ denotes its parameters, σ indicates the sigmoid function.

Policy Training. The last phase of RLHF is dedicated to training the policy model, which is initialized from a reference model, typically the SFT model. Based on a recent study [Xu et al., 2024], PPO performs better in distribution shifts and results in superior alignment with human preferences across challenging tasks like code generation and dialogue systems. Therefore, we selected PPO as the training algorithm. The goal is to optimize the policy model to maximize the reward for a given prompt x and its generated response y , while also minimizing the KL divergence between the policy model and the reference model. The overall loss function for this stage is given by:

$$\mathcal{L}_{\text{PPO}}(\pi_\theta) = -R(x, y) + \beta \text{KL}(\pi_\theta(y | x) \| \pi_{\text{ref}}(y | x)) \quad (2)$$

where π_θ is the policy model, π_{ref} is the reference model, and $R(\cdot, \cdot)$ is the trained reward model.

3.2 Model Soup

The concept of a model soup, introduced in Wortsman et al. [2022], aims to enhance model performance by averaging the weights of multiple pre-trained networks. This technique combines the parameters of independently trained models to produce a more robust outcome, leveraging the strengths of each. There are three primary strategies for constructing a model soup: uniform, greedy, and learned. In our approach, we employ its most basic strategy, *i.e.*, the uniform method, where the parameters of separate SFTs are averaged. Investigating other mixing strategies for RLHF and comparing them is left as future work. Formally, we construct our soup model using two SFT models: π_{ref} , which serves as the initialization of the policy model in the PPO framework, and π_{other} , an additional SFT model trained on the same data with a different random seed. Their weights denoted as θ is averaged using a coefficient α :

$$\theta_{\text{soup}} = (1 - \alpha)\theta_{\text{ref}} + \alpha\theta_{\text{other}} \quad (3)$$

In our experimental setup, as shown in Figure 4a, setting α to 0.5 produces the best results. This will be further discussed in the next section, where we also explain our proposed method, SALSA.

3.3 SALSA

The KL term in equation 2 ensures that the model remains closely aligned with the reference model. This term is essential because optimizing solely for the reward can result in the generation of

nonsensical outputs. However, it also imposes a constraint by preventing the model from deviating significantly from the initial reference model. To address this limitation, we propose replacing the KL term in 2, with the following loss function:

$$\mathcal{L}_{SALSA}(\pi_\theta) = -R(x, y) + \beta \text{KL}(\pi_\theta(y | x) \| \pi_{\text{soup}}(y | x)) \quad (4)$$

As mentioned in Equation 3, π_{soup} refers to a model soup, which is the result of averaging two independently trained supervised fine-tuned models (SFTs), including the reference model. Since the policy model π_θ is initialized from the reference model π_{ref} , substituting the KL term in equation 2 with the KL term in 4 which is the model soup of π_{ref} and π_{other} allows the policy model to search around averaged model, thereby enabling exploration of a broader and more promising parameter space. The primary distinction between the loss terms in equations 2 and 4 is that the soup model is used in place of the reference model. This substitution keeps our approach straightforward to implement while proving highly effective. Our experiments demonstrate improved performance, resulting in higher win rates over PPO across three models and three datasets. These consistent results indicate SALSA’s effectiveness in various settings.

4 Experiments

4.1 Experimental setups

In this section, we outline our experimental setup. We use three models: Llama2-7B [Touvron et al., 2023b], Mistral-7B [Jiang et al., 2023], and Gemma-2B [Team et al., 2024]. For Supervised Fine-Tuning (SFT), we employ the UltraChat-200k dataset [Ding et al., 2023]. The UltraFeedback dataset [Cui et al., 2023] is utilized for both training the reward model and optimizing preferences. All experiments across the three stages (SFT, reward model, RLHF) are conducted using the TRL library by HuggingFace [von Werra et al., 2020]. For both PPO and SALSA, we use the KL coefficient β that achieves the highest win rate. Further details on the hyperparameter settings are available in Appendix A.

Evaluation Benchmarks. We evaluate the effectiveness of our method using three well-established instruction-following benchmarks: MT-Bench [Zheng et al., 2024], Arena-Hard v0.1 [Li et al., 2024], and UltraFeedback [Cui et al., 2023] test dataset. MT-Bench comprises 80 questions across 8 categories, while Arena-Hard is an enhanced version of MT-Bench, featuring 500 well-defined technical problem-solving questions.

In our evaluation process, we used the datasets described in the previous section to generate samples. Pairwise comparisons were then conducted using GPT-4-Turbo as the judge model, following the "LLM-as-a-judge" methodology. The prompt used for our judge model is provided in Figure 7 in the Appendix. For evaluation, we utilized the FastChat repository [Zheng et al., 2023b]. For the MT-Bench questions, which involve two rounds, we generated and evaluated outputs for each round.

4.2 Reward Analysis

We hypothesize that π_{soup} resides in a region of the parameter space associated with generally higher rewards, suggesting that models explored in this vicinity could generate responses with increased reward values, in addition to the improved loss observed in the original model soup paper Wortsman et al. [2022]. To test this hypothesis, we conducted an analysis along the interpolation line between two SFT models, π_{ref} and π_{other} , for Gemma-7B and Llama2-7B, examining how the mean reward changes for the MT-Bench dataset. These rewards were calculated on raw models prior to RLHF process. As illustrated in Figure 2a and 2b, we observe that the mean reward on the dataset increases as we move towards the midpoint between these two models, and subsequently decreases beyond this point. This pattern indicates that π_{soup} - which represents the average of the SFTs - resides in a region of the parameter space associated with higher rewards further supporting our hypothesis.

Next, based on our observations of improved rewards from model soup combining two SFT models, we extended our experiments to explore reward behavior within the space defined by three SFT models. These models were trained on UltraChat-200k using a pretrained Llama2-7B, each initialized with different random seeds. Specifically, we evaluated rewards on a plane defined by these three models, both inside and outside this space. Figure 2c presents the results of these experiments. The vertices of the dotted-line triangle represent the three SFT models. As shown, moving towards the

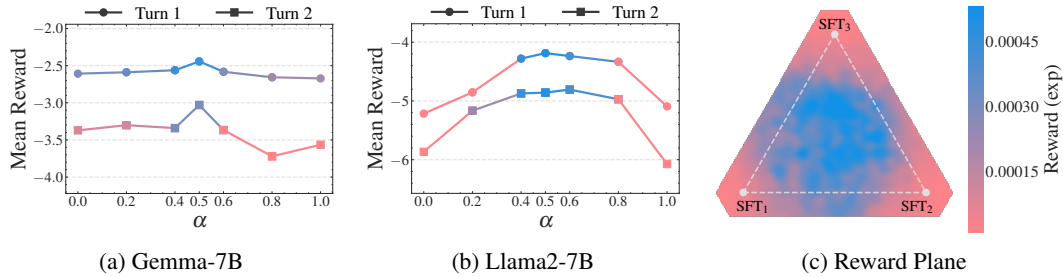


Figure 2: (a) The reward of model averaging for Gemma-7B peaks in $\alpha = 0.5$. (b) The same phenomenon is seen for Llama2-7b (c) The heatmap of rewards of Llama2-7B around 3 SFT model in a Barycentric space. Inside the triangle which is closer to average of 3 models has significantly higher reward than outside triangle. This shows model soups are in a more promising region for searching.

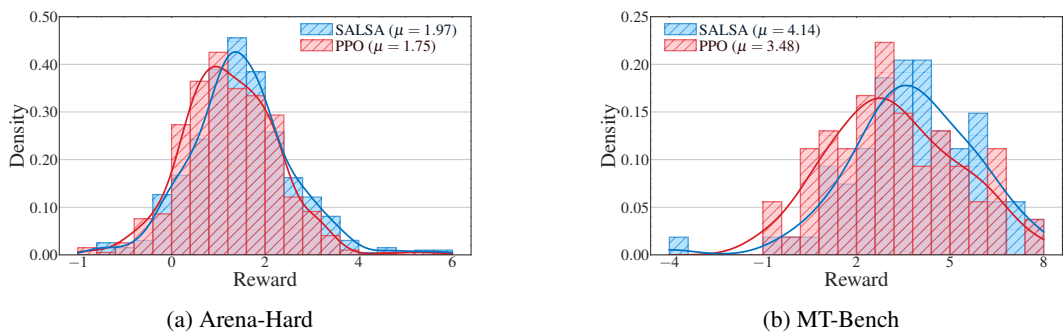


Figure 3: Comparison of reward distributions between SALSA and PPO for the Llama2-7B model. SALSA gets higher reward in average across both datasets.

midpoint between any two SFT models consistently leads to increased rewards. A similar trend is observed as we approach the center of the triangle. Additionally, the rewards for points outside the triangle decreases. Since PPO tends to find solutions near the vertices of the triangle (due to its reliance on the initial SFT model), the corresponding rewards in these regions are lower, as shown in the figure. This suggests that PPO may struggle to guide the model towards areas associated with higher rewards, which are located more centrally between the SFT models

Third, we hypothesize that SALSA’s ability to explore a better parameter space, enables the model to discover regions with higher rewards while maintaining the generation of sensible responses. This expanded exploration ultimately results in SALSA’s superior performance over PPO. To validate this hypothesis, we compared the reward distributions for responses generated by SALSA and PPO across the MT-Bench and Arena-Hard datasets. Figure 3 illustrates the reward distributions for both methods. The plot reveals that the reward distribution for SALSA is shifted towards higher values compared to PPO. This rightward shift is consistent across both datasets, indicating that SALSA consistently generates responses associated with higher rewards. Furthermore, the mean reward for SALSA is higher than that of PPO in both datasets, further supporting our hypothesis.

Furthermore our findings indicate that employing a model soup as the reference model permits greater deviation in KL divergence. This increased flexibility allows the policy to investigate a more extensive area within the solution space. More info in this regard can be found in Appendix A.4.

4.3 Main Results

Figure 1 visualizes the win rate comparison between SALSA and PPO, where SALSA achieves notable win rates of 54.01% for the Llama2-7B model and 54.40% for the Mistral-7B model on the challenging Arena-Hard dataset. Table 1 provides a comparative analysis of SALSA against the original PPO and SFT models for Llama2-7B, Mistral-7B, and Gemma-2B. The results indicate that SALSA consistently outperforms both PPO and SFT, demonstrating its effectiveness. Based on the

Table 1: Comparison of Adjusted Win Rates across Models and Datasets

Dataset	Model	SALSA vs PPO	SALSA vs SFT
MT-Bench	Llama2-7B	52.50	52.50
	Mistral-7B	51.89	55.94
	Gemma-2B	57.19	56.88
Arena-Hard	Llama2-7B	54.01	54.70
	Mistral-7B	54.40	55.70
	Gemma-2B	53.7	53.8
UltraFeedback	Llama2-7B	50.75	52.23
	Mistral-7B	52.40	51.93
	Gemma-2B	50.68	54.32

detailed results in tables 2, 3, and 4 in the Appendix results, PPO and SFT often perform similarly on MT-Bench and Arena-Hard, likely because UltraFeedback and UltraChat, which are utilized for SFT, Reward Modeling, and RLHF, are considered out-of-distribution for these benchmarks. As a result, a basic version of PPO does not significantly outperform SFT. However, SALSA’s robustness to out-of-distribution data (derived from weight averaging and model soup techniques) delivers improvements of up to 57% and 54% on these datasets. These results underscore SALSA’s effectiveness in enhancing out-of-distribution robustness in RLHF training while maintaining competitive performance for in-distribution, and emphasize SALSA’s superior exploration capabilities and improved reward optimization, resulting in better task alignment and overall performance. Additional detailed results are available in tables 2, 3, and 4 in the Appendix. Also a qualitative comparison of responses generated by SALSA and PPO is presented in Figure 8 in Appendix.

4.4 Ablation Study

We explored using alternative reference points along the line between π_{ref} and π_{other} by varying the α value in Equation 3. For each α , we adjusted the KL divergence to achieve the optimal win rate over PPO. This systematic adjustment allowed us to observe how the win rate varies with α , as shown in Figure 4a which reveals a clear trend: the adjusted win rate increases as α approaches 0.5, peaking at this midpoint before declining at higher values. Notably, using π_{other} alone does not enhance performance, yielding an adjusted win rate of only 43.07% over PPO. This outcome arises because, although the model explores a wide range between π_{ref} and π_{other} , it ultimately converges on a lower-reward region near π_{other} . These findings support our hypotheses on reward dynamics (Section 4.2) and the effects of KL divergence (Section A.4).

To explore alternatives to SALSA, we experimented with a different loss function, \mathcal{L}_{MKL} , shown in equation 5, which regularizes the policy by averaging the KL divergences between the policy π_θ and

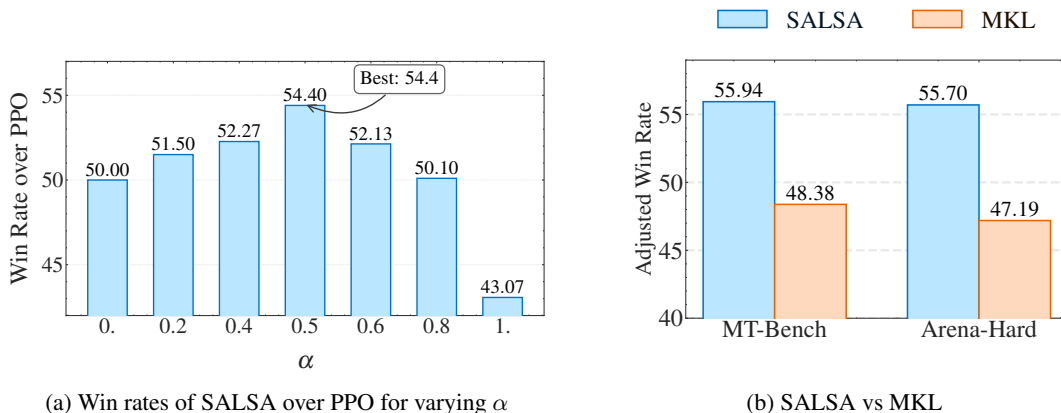


Figure 4: (a) Win rates of SALSA vs. PPO (Mistral-7B) on Arena-Hard for various α values. (b) Win rates of SALSA and Multiple KLs over SFT (Mistral-7B) on MT-Bench and Arena-Hard.

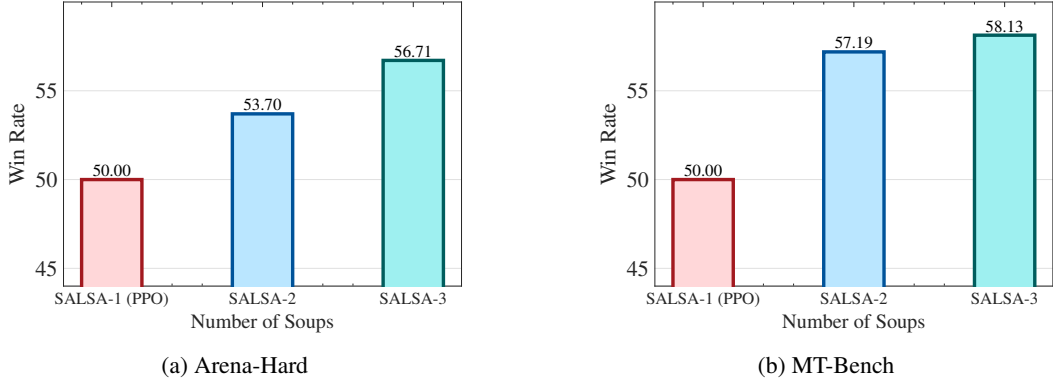


Figure 5: Effect of the number of models in the soup on win rate. SALSA- n represents n references in the soup, with SALSA-1 being equivalent to PPO. Llama2-7B is used for the above experiments.

two SFT models, π_{ref} and π_{other} .

$$\mathcal{L}_{\mathcal{M}\mathcal{K}\mathcal{L}}(\pi_{\theta}) = -R(x, y) + \frac{\beta}{2} [\text{KL}(\pi_{\theta}, \pi_{\text{ref}}) + \text{KL}(\pi_{\theta}, \pi_{\text{other}})] \quad (5)$$

While SALSA employs model soup (an ensemble average of two models) as a reference point, this alternative approach calculates individual divergences from each model separately. Our empirical results, as demonstrated in Figure 4b and Table 5, indicate that this method does not outperform PPO. These findings highlight the significance of the averaging methodology between SFT models: using the averaged model as a single reference point for KL divergence proves more effective than computing the average of two separate KL divergences with distinct reference points.

Finally, we conducted an ablation study to assess the impact of using soups with more than two SFT models. As illustrated in Figure 2c, the reward is higher at the midpoints between SFTs compared to the vertices. Moreover, the reward near the center of the triangle is at its peak, higher than other regions. This suggests that incorporating more SFTs into the soup is likely to enhance SALSA’s performance. Figure 5 supports this hypothesis, showing that the win rate increases as the number of SFTs in the soup model grows. Although increasing the number of SFTs for constructing the soup yields better performance, we limit the number to two due to computational constraints. Investigating soups of more than three elements and finding the optimal one is left as future work.

5 Conclusion

This paper presents SALSA, a novel method for improving alignment in large language models by leveraging a model soup as a reference in the RLHF framework. By utilizing weight-space averaging of fine-tuned models as the reference, SALSA facilitates more effective exploration during policy optimization, leading to stronger performance in in-distribution and more resilience in out-of-distribution regimes. We showed that model soup resides in a higher reward region even before the PPO process, enabling SALSA to search for higher potential model. Furthermore we showed using model soup as a reference model allows for larger deviation in KL enabling search in a larger region. Experimental results across multiple benchmarks consistently show that SALSA outperforms PPO, yielding higher win rates, increased average rewards, and improved alignment with human preferences. We further extended our work to show averaging over more SFT models results even in higher win rates and robustness.

There are many avenues to extend this work: applying model soups to other forms of learning from human feedback like DPO is a very interesting future work. Systematically exploring other forms of ensembling different models as reference, and model averaging with a non-uniform or adaptive weights is another valuable line of work. Finding out remedies for KL-Hacks when using SALSA is another direction for theoretical and empirical research.

Acknowledgements

We would like to thank seyed mohsen dezfouli, fartash faghri, hooman shahrokhi for the valuable discussions.

References

- Zachary Kenton, Tom Everitt, Laura Weidinger, Iason Gabriel, Vladimir Mikulik, and Geoffrey Irving. Alignment of language agents. *arXiv preprint arXiv:2103.14659*, 2021.
- Emily M Bender, Timnit Gebru, Angelina McMillan-Major, and Shmargaret Shmitchell. On the dangers of stochastic parrots: Can language models be too big? In *Proceedings of the 2021 ACM conference on fairness, accountability, and transparency*, pages 610–623, 2021.
- Rishi Bommasani, Drew A Hudson, Ehsan Adeli, Russ Altman, Simran Arora, Sydney von Arx, Michael S Bernstein, Jeannette Bohg, Antoine Bosselut, Emma Brunskill, et al. On the opportunities and risks of foundation models. *arXiv preprint arXiv:2108.07258*, 2021.
- Samuel Gehman, Suchin Gururangan, Maarten Sap, Yejin Choi, and Noah A Smith. Real-toxicityprompts: Evaluating neural toxic degeneration in language models. *arXiv preprint arXiv:2009.11462*, 2020.
- Paul F Christiano, Jan Leike, Tom B Brown, Miljan Martic, Shane Legg, and Dario Amodei. Deep reinforcement learning from human preferences. *Advances in Neural Information Processing Systems*, 30, 2017.
- John Schulman, Filip Wolski, Prafulla Dhariwal, Alec Radford, and Oleg Klimov. Proximal policy optimization algorithms. *arXiv preprint arXiv:1707.06347*, 2017.
- Daniel M Ziegler, Nisan Stiennon, Jeffrey Wu, Tom B Brown, Alec Radford, Dario Amodei, and Paul F Christiano. Fine-tuning language models from human preferences. *arXiv preprint arXiv:1909.08593*, 2019.
- Mitchell Wortsman, Gabriel Ilharco, Samir Yitzhak Gadre, Rebecca Roelofs, Raphael Gontijo-Lopes, Ari S Morcos, Hongseok Namkoong, Ali Farhadi, Yair Carmon, and Simon Kornblith. Model soups: averaging weights of multiple fine-tuned models improves accuracy without increasing inference time. In *International Conference on Machine Learning*, pages 23965–23998. PMLR, 2022.
- Behnam Neyshabur, Hanie Sedghi, and Chiyuan Zhang. What is being transferred in transfer learning? *Advances in neural information processing systems*, 33:512–523, 2020.
- Pavel Izmailov, Dmitrii Podoprikin, Timur Garipov, Dmitry Vetrov, and Andrew Gordon Wilson. Averaging weights leads to wider optima and better generalization. *arXiv preprint arXiv:1803.05407*, 2018.
- Long Ouyang et al. Training language models to follow instructions with human feedback. *Advances in Neural Information Processing Systems*, 2022.
- Hugo Touvron et al. Llama 2: Open and efficient foundation language models. *arXiv preprint arXiv:2307.00000*, 2023a.
- Yuntao Bai, Andy Jones, Kamal Ndousse, Amanda Askell, Anna Chen, Nova DasSarma, Dawn Drain, Stanislav Fort, Deep Ganguli, Tom Henighan, et al. Training a helpful and harmless assistant with reinforcement learning from human feedback. *arXiv preprint arXiv:2204.05862*, 2022.
- Rohan Anil, Andrew M Dai, Orhan Firat, Melvin Johnson, Dmitry Lepikhin, Alexandre Passos, Siamak Shakeri, Emanuel Taropa, Paige Bailey, Zhifeng Chen, et al. Palm 2 technical report. *arXiv preprint arXiv:2305.10403*, 2023.
- Nisan Stiennon, Long Ouyang, Jeffrey Wu, Daniel Ziegler, Ryan Lowe, Chelsea Voss, Alec Radford, Dario Amodei, and Paul F Christiano. Learning to summarize with human feedback. *Advances in Neural Information Processing Systems*, 33:3008–3021, 2020.
- Josh Achiam, Steven Adler, Sandhini Agarwal, Lama Ahmad, Ilge Akkaya, Florencia Leoni Aleman, Diogo Almeida, Janko Altschmidt, Sam Altman, Shyamal Anadkat, et al. Gpt-4 technical report. *arXiv preprint arXiv:2303.08774*, 2023.
- Lianwen Gao et al. Scaling laws for reward model overoptimization. *Proceedings of ICML*, 2023.

- Stephen Casper et al. Open problems and fundamental limitations of reinforcement learning from human feedback. *arXiv preprint arXiv:2307.15217*, 2023.
- Rui Zheng, Shihan Dou, Songyang Gao, Yuan Hua, Wei Shen, Binghai Wang, Yan Liu, Senjie Jin, Qin Liu, Yuhao Zhou, et al. Secrets of rlhf in large language models part i: Ppo. *arXiv preprint arXiv:2307.04964*, 2023a.
- Ross Rafailov et al. Direct preference optimization: Your language model is secretly a reward model. *arXiv preprint arXiv:2305.18290*, 2023.
- Tianqi Liu, Yao Zhao, Rishabh Joshi, Misha Khalman, Mohammad Saleh, Peter J Liu, and Jialu Liu. Statistical rejection sampling improves preference optimization. *arXiv preprint arXiv:2309.06657*, 2023.
- Weifan Yuan et al. Preference-based fine-tuning without reward modeling. *arXiv preprint arXiv:2305.01770*, 2023.
- Weifan Yuan et al. Enhanced direct preference optimization for instruction-tuning large language models. *arXiv preprint arXiv:2401.00000*, 2024.
- Shusheng Xu, Wei Fu, Jiakuan Gao, Wenjie Ye, Weilin Liu, Zhiyu Mei, Guangju Wang, Chao Yu, and Yi Wu. Is dpo superior to ppo for llm alignment? a comprehensive study. *arXiv preprint arXiv:2404.10719*, 2024.
- Yu Meng, Mengzhou Xia, and Danqi Chen. Simpo: Simple preference optimization with a reference-free reward. *arXiv preprint arXiv:2405.14734*, 2024.
- Alexey Gorbatovski, Boris Shaposhnikov, Alexey Malakhov, Nikita Surnachev, Yaroslav Aksenov, Ian Maksimov, Nikita Balagansky, and Daniil Gavrilov. Learn your reference model for real good alignment. *arXiv preprint arXiv:2404.09656*, 2024.
- Hugo Touvron, Louis Martin, Kevin Stone, Peter Albert, Amjad Almahairi, Yasmine Babaei, Nikolay Bashlykov, Soumya Batra, Prajjwal Bhargava, Shruti Bhosale, et al. Llama 2: Open foundation and fine-tuned chat models. *arXiv preprint arXiv:2307.09288*, 2023b.
- Albert Q Jiang, Alexandre Sablayrolles, Arthur Mensch, Chris Bamford, Devendra Singh Chaplot, Diego de las Casas, Florian Bressand, Gianna Lengyel, Guillaume Lample, Lucile Saulnier, et al. Mistral 7b. *arXiv preprint arXiv:2310.06825*, 2023.
- Gemma Team, Thomas Mesnard, Cassidy Hardin, Robert Dadashi, Surya Bhupatiraju, Shreya Pathak, Laurent Sifre, Morgane Rivière, Mihir Sanjay Kale, Juliette Love, Pouya Tafti, Léonard Hussenot, Pier Giuseppe Sessa, Aakanksha Chowdhery, Adam Roberts, Aditya Barua, Alex Botev, Alex Castro-Ros, Ambrose Slone, Amélie Héliou, Andrea Tacchetti, Anna Bulanova, Antonia Paterson, Beth Tsai, Bobak Shahriari, Charline Le Lan, Christopher A. Choquette-Choo, Clément Crepy, Daniel Cer, Daphne Ippolito, David Reid, Elena Buchatskaya, Eric Ni, Eric Noland, Geng Yan, George Tucker, George-Christian Muraru, Grigory Rozhdestvenskiy, Henryk Michalewski, Ian Tenney, Ivan Grishchenko, Jacob Austin, James Keeling, Jane Labanowski, Jean-Baptiste Lespiau, Jeff Stanway, Jenny Brennan, Jeremy Chen, Johan Ferret, Justin Chiu, Justin Mao-Jones, Katherine Lee, Kathy Yu, Katie Millican, Lars Lowe Sjoesund, Lisa Lee, Lucas Dixon, Machel Reid, Maciej Mikula, Mateo Wirth, Michael Sharman, Nikolai Chinaev, Nithum Thain, Olivier Bachem, Oscar Chang, Oscar Wahltinez, Paige Bailey, Paul Michel, Petko Yotov, Rahma Chaabouni, Ramona Comanescu, Reena Jana, Rohan Anil, Ross McIlroy, Ruibo Liu, Ryan Mullins, Samuel L Smith, Sebastian Borgeaud, Sertan Girgin, Sholto Douglas, Shree Pandya, Siamak Shakeri, Soham De, Ted Klimentko, Tom Hennigan, Vlad Feinberg, Wojciech Stokowiec, Yu hui Chen, Zafarali Ahmed, Zhitao Gong, Tris Warkentin, Ludovic Peran, Minh Giang, Clément Farabet, Oriol Vinyals, Jeff Dean, Koray Kavukcuoglu, Demis Hassabis, Zoubin Ghahramani, Douglas Eck, Joelle Barral, Fernando Pereira, Eli Collins, Armand Joulin, Noah Fiedel, Evan Senter, Alek Andreev, and Kathleen Kenealy. Gemma: Open models based on gemini research and technology, 2024. URL <https://arxiv.org/abs/2403.08295>.
- Ning Ding, Yulin Chen, Bokai Xu, Yujia Qin, Zhi Zheng, Shengding Hu, Zhiyuan Liu, Maosong Sun, and Bowen Zhou. Enhancing chat language models by scaling high-quality instructional conversations. *arXiv preprint arXiv:2305.14233*, 2023.

- Ganqu Cui, Lifan Yuan, Ning Ding, Guanming Yao, Wei Zhu, Yuan Ni, Guotong Xie, Zhiyuan Liu, and Maosong Sun. Ultrafeedback: Boosting language models with high-quality feedback. *arXiv preprint arXiv:2310.01377*, 2023.
- Leandro von Werra, Younes Belkada, Lewis Tunstall, Edward Beeching, Tristan Thrush, Nathan Lambert, Shengyi Huang, Kashif Rasul, and Quentin Gallouédec. Trl: Transformer reinforcement learning. <https://github.com/huggingface/trl>, 2020.
- Lianmin Zheng, Wei-Lin Chiang, Ying Sheng, Siyuan Zhuang, Zhanghao Wu, Yonghao Zhuang, Zi Lin, Zhuohan Li, Dacheng Li, Eric Xing, et al. Judging llm-as-a-judge with mt-bench and chatbot arena. *Advances in Neural Information Processing Systems*, 36, 2024.
- Tianle Li, Wei-Lin Chiang, Evan Frick, Lisa Dunlap, Banghua Zhu, Joseph E. Gonzalez, and Ion Stoica. From live data to high-quality benchmarks: The arena-hard pipeline, April 2024. URL <https://lmsys.org/blog/2024-04-19-arena-hard/>.
- Lianmin Zheng, Wei-Lin Chiang, Ying Sheng, Siyuan Zhuang, Zhanghao Wu, Yonghao Zhuang, Zi Lin, Zhuohan Li, Dacheng Li, Eric. P Xing, Hao Zhang, Joseph E. Gonzalez, and Ion Stoica. Judging llm-as-a-judge with mt-bench and chatbot arena, 2023b.

A Hyper-parameter setting

A.1 Supervised fine-tuning setup

We use a learning rate of $2.5e - 5$, warmup ratio of 0.03, and batch size of 8 for Llama2-7B and Mistral-7B, and 16 for Gemma-2B. For each of these models, we train two supervised fine-tuned models with different random seeds. Flash attention is applied to conserve resources, and the maximum sequence length is set to 2048 tokens for all models.

A.2 Reward model training

The reward model training uses a learning rate of $2e - 5$, with a batch size of 8. We apply a weight decay of 0.001 and use the AdamW optimizer. The learning rate schedule follows a linear decay policy.

A.3 RLHF setup

For the RLHF stage, we use different learning rates: $2e - 6$ for Llama2-7B and Mistral-7B, and $1e - 7$ for the Gemma-2B model. The batch size is set to 8, with 2 epochs of training. We set the initial KL divergence coefficient to 0.2 for the PPO experiments and 0.01 for the SALSA experiments.

A.4 KL divergence

The model soup resides on the line between two SFT models. As previous work by Wortsman et al. [2022] has shown, each point along the line between two fine-tuned models can improve the accuracy compared to the individual fine-tuned models. With this intuition, we hypothesize that there is a broader search space around the model soup that can still be beneficial for RLHF. Essentially, instead of searching for a model that does not diverge from a single SFT model, we can find models that do not diverge from the line between two SFT models. This allows for higher KL-divergence from the model soup. To verify this hypothesis, we tried using a small KL-divergence coefficient of $\beta = 0.01$ for PPO as well (in comparison to $\beta = 0.2$ in the optimal setting). Figure 6 illustrates that while PPO converged to a state producing gibberish output, SALSA, using the same β value, achieved its optimal win rate.

Furthermore, high KL coefficients cannot be applied when using SALSA because the response length tends to converge to zero. Specifically, if the response length y for a given prompt x is zero, the KL divergence between the trained policy and the frozen policy (whether reference or soup model) also becomes zero. As a result, the policy can gravitates toward regions where the response length is zero, a phenomenon we refer to as the KL-Hack. Investigating this issue is an interesting future research direction.

A gibberish response from PPO when KL coefficient is small (0.01)

```
<luser!>
yo GPT can you make a text about spaghetti and sand?
<lassistant!>
Gucci Piperoni, gccce, sfkbyn Kreczel,
yucca, sand, fennel, clove, marjantrest,
yeti, sem, kava, haly, cilantro,
yeti, sem, kava, haly, clouro",
yucca, sand, fennel.
```

Figure 6: A gibberish response from PPO when KL coefficient is small (0.01)

B Prompt Used for Judgment by GPT4-Turbo

Figure 7 illustrates the prompt utilized to employ GPT4-Turbo as judge in our experiments.

Prompt for Judgment

Please act as an impartial judge and evaluate the quality of the responses provided by two AI assistants to the user question displayed below. You should choose the assistant that follows the user’s instructions and answers the user’s question better. Your evaluation should consider factors such as the helpfulness, relevance, accuracy, depth, creativity, and level of detail of their responses. Begin your evaluation by comparing the two responses and provide a short explanation. Avoid any position biases and ensure that the order in which the responses were presented does not influence your decision. Do not allow the length of the responses to influence your evaluation. Do not favor certain names of the assistants. Be as objective as possible. After providing your explanation, output your final verdict by strictly following this format: "[[A]]" if assistant A is better, "[[B]]" if assistant B is better, and "[[C]]" for a tie.

Figure 7: Instruction prompt for AI response evaluation

C An example of generated answers by SALSA and PPO

Figure 8 displays responses generated by SALSA and PPO for a question from the UltraFeedback dataset.

Comparison of PPO and SALSA Methods	
Question I am planning a vacation and need your help to optimize the trip	
PPO I do not have access to information about your specific vacation goals and interests. However, here are some general tips that can help you optimize your vacation: 1. Choose a travel package: there are many travel packages that include a range of services, including flights, hotel stays, and activities. Choose one that includes everything you need to have a comfortable and enjoyable vacation. 2. Book your flights and hotel stays ahead of time: booking your flights and hotel stays ahead of time can save you money and time. It also gives you a better chance to get the best deals and availability. 3. Book your activities in advance: booking your activities in advance can save you money and time. Many attractions and activities have discounts or promotions for booking ahead of time. 4. Use public transportation: taking public transportation is a great way to save money on transportation costs. It also allows you to experience the local culture and get off the beaten path. 5. Eat like a local: eating like a local can save you money on eating out and also give you a taste of the local culture.	SALSA Sure, I'd be happy to help you optimize your vacation! Here are some tips to get you started: 1. Plan ahead: Take some time to plan your vacation in advance, including your travel dates, destinations, and activities. This will help you avoid last-minute expenses and ensure that you have enough time to do everything you want to do. 2. Research your destination: Do your research on your destination, including what you want to see, do, and eat. This will help you make the most of your time and money. 3. Use travel apps: There are many travel apps that can help you stay organized and on track. For example, TripAdvisor can help you find the best restaurants and attractions, while Google Maps can help you plan your transportation. 4. Make use of travel rewards: Take advantage of your travel rewards, including points and miles. This will help you save money on your trip and make it more enjoyable. 5. Be flexible: Be flexible with your travel plans, and don't be afraid to try new things. This will help you avoid getting stuck in a routine and make your trip more exciting.

Figure 8: Qualitative comparison of PPO and SALSA.

D Win Rates

This section provides a comprehensive breakdown of win rates across all our experiments. We have included the details of win rates for all the experiments for llama2-7b in table 2, for gemma-2b in table 4 and for Mistral-7b in table 3. For each dataset we have compared the win rates of SALSA over PPO, SALSA over SFT and PPO over SFT. We have included win rates and adjusted win rates. SALSA consistently outperforms PPO and SFT.

Table 2: Comparison of SALSA, PPO, and SFT across Various Datasets for Llama2-7B Model

Dataset	Comparison	Win	Loss	Tie	Win Rate	Adj. Win Rate
Llama2-7B Model						
MT-Bench	SALSA	29	21	110	18.12	52.50
	PPO	21	29	110	13.12	47.50
	SALSA	36	28	96	22.50	52.50
	SFT	28	36	96	17.50	47.50
	PPO	23	21	116	14.37	50.63
	SFT	21	23	116	13.12	49.37
Arena-Hard	SALSA	102	62	335	20.44	54.01
	PPO	62	102	335	12.42	45.99
	SALSA	91	44	365	18.20	54.70
	SFT	44	91	365	8.80	45.30
	PPO	58	52	387	11.67	50.60
	SFT	52	58	387	10.46	49.40
UltraFeedback	SALSA	477	447	1075	23.86	50.75
	PPO	447	477	1075	22.36	49.25
	SALSA	504	415	1080	25.21	52.23
	SFT	415	504	1080	20.76	47.77
	PPO	443	417	1136	22.19	50.65
	SFT	417	443	1136	20.89	49.35

Table 3: Comparison of SALSA, PPO, and SFT across Various Datasets for Mistral-7B model

Dataset	Comparison	Win	Loss	Tie	Win Rate	Adj. Win Rate
Mistral-7B Model						
MT-Bench	SALSA	30	24	105	18.87	51.89
	PPO	24	30	105	15.09	48.11
	SALSA	42	23	95	26.25	55.94
	SFT	23	42	95	14.37	44.06
	PPO	28	23	109	17.50	51.56
	SFT	23	28	109	14.37	48.44
Arena-Hard	SALSA	109	65	326	21.80	54.40
	PPO	65	109	326	13.00	45.60
	SALSA	126	69	305	25.20	55.70
	SFT	69	126	305	13.80	44.30
	PPO	71	67	362	14.20	50.40
	SFT	67	71	362	13.40	49.60
UltraFeedback	SALSA	497	401	1102	24.85	52.40
	PPO	401	497	1102	20.05	47.60
	SALSA	465	388	1146	23.26	51.93
	SFT	388	465	1146	19.41	48.07
	PPO	455	450	1095	22.75	50.65
	SFT	450	455	1095	20.89	49.35

Table 4: Comparison of SALSA, PPO, and SFT across Various Datasets for Gemma-2B model

Dataset	Comparison	Win	Loss	Tie	Win Rate	Adj. Win Rate
Gemma-2B Model						
MT-Bench	SALSA	37	14	109	23.13	57.19
	PPO	14	37	109	8.75	42.81
	SALSA	40	18	102	25.0	56.88
	SFT	18	40	102	11.25	43.12
	PPO	14	8	138	8.75	51.88
	SFT	8	14	138	5.0	48.12
Arena-Hard	SALSA	154	117	229	30.8	53.7
	PPO	117	154	229	23.4	46.3
	SALSA	154	116	230	30.8	53.8
	SFT	116	154	230	23.2	46.2
	PPO	24	19	451	4.86	50.51
	SFT	19	24	451	3.84	49.49
UltraFeedback	SALSA	174	147	1660	8.78	50.68
	PPO	147	174	1660	7.42	49.32
	SALSA	300	129	1548	15.17	54.32
	SFT	129	300	1548	6.53	45.68
	PPO	276	129	1580	13.90	53.70
	SFT	129	276	1580	6.50	46.30

E Multiple KL

Table 5 gives additional info of win MKL win rate over PPO. We compared MKL win rate over PPO over MT-Bench and Arena-Hard and in both cases MKL doesn't outperform PPO. This means simply trying to use multiple models is not gonna be effective and doing weight averaging in SALSA is crucial for effectiveness.

Table 5: Comparison of MKL and PPO across MT-Bench and Arena-Hard for Mistral-7B.

Dataset	Comparison	Win	Loss	Tie	Win Rate	Adj. Win Rate
MT-Bench	MKL	69	85	340	13.97	48.38
	PPO	85	69	340	17.21	51.62
Arena-Hard	MKL	20	29	111	12.50	47.19
	PPO	29	20	111	18.13	52.81