

Closing the complexity gap of the double distance problem^{*}

Luís Cunha¹[0000–0002–3797–6053], Thiago Lopes¹[0009–0005–5278–6679], Uéverton Souza^{1,2}[0000–0002–5320–9209], Marília D. V. Braga³[0000–0002–4092–2646], and Jens Stoye³[0000–0002–4656–7155]

¹ Universidade Federal Fluminense, Niterói, Brazil, lfignacio@ic.uff.br, thiago_nascimento@id.uff.br

² IMPA - Instituto de Matemática Pura e Aplicada, Rio de Janeiro, Brazil, ueverton.souza@impatech.org.br

³ Faculty of Technology and Center for Biotechnology (CeBiTec), Bielefeld University, Germany, mbraga@cebitec.uni-bielefeld.de, jens.stoye@uni-bielefeld.de

Abstract. Genome rearrangement has been an active area of research in computational comparative genomics for the last three decades. While initially mostly an interesting algorithmic endeavor, now the practical application by applying rearrangement distance methods and more advanced phylogenetic tasks is becoming common practice, given the availability of many completely sequenced genomes. Several genome rearrangement models have been developed over time, sometimes with surprising computational properties. A prominent example is the fact that computing the reversal distance of two *signed* permutations is possible in linear time, while for two *unsigned* permutations it is NP-hard. Therefore one has always to be careful about the precise problem formulation and complexity analysis of rearrangement problems in order not to be fooled.

The double distance is the minimum number of genomic rearrangements between a singular and a duplicated genome that – in addition to rearrangements – are separated by a whole genome duplication. At the same time it allows to assign the genes of the duplicated genome to the two paralogous chromosome copies that existed right after the duplication event. Computing the double distance is another example of a tricky hardness landscape: If the distance measure underlying the double distance is the simple breakpoint distance, the problem can be solved in linear time, while with the more elaborate DCJ distance it is NP-hard. Indeed, there is a whole family of distance measures, parameterized by an even number k , between the breakpoint distance ($k = 2$) at the one end and the DCJ distance ($k = \infty$) at the other end. Only little was known about the hardness border that lies somewhere on the way between these two extremes. Precisely, beneath the two border cases the (linear) problem complexity was known only for $k = 4$ and $k = 6$. In this paper we close the gap, giving a full picture of the hardness landscape when computing the double distance.

Keywords: Comparative Genomics · Genome Rearrangement · Breakpoint Distance · Double Cut and Join (DCJ) Distance · Double Distance.

^{*} This work was partially supported by CAPES, CNPq and FAPERJ.

1 Introduction

In comparative genomics, different measures are used for computing a distance between two given genomes. Usually a high-level view is adopted, in which each chromosome of a genome is represented by a sequence of oriented genes [4]. Homologous genes are considered to be equivalent and represented by the same identifier. When two genomes over the same set of genes have exactly one copy of each gene, they are said to form a *canonical pair*.

In the present work we focus on a family of distances that resides between two well known measures. At one side we have the *breakpoint distance*, which quantifies the distinct adjacencies between the two genomes, an adjacency being the oriented neighborhood between two genes [6]. At the other side we have the *DCJ distance*, which quantifies the minimum number of double cut and join (DCJ) operations required to transform one genome into the other one, each DCJ representing a large-scale genome rearrangement that could be, for example, an inversion, a translocation, a fusion or a fission [8].

Both breakpoint and DCJ distances of canonical genomes can be directly derived from the *breakpoint graph*, a graph that represents the relation between two genomes [1]. We restrict our instances to *circular genomes*, which are exclusively composed of circular chromosomes. For canonical circular genomes the breakpoint graph is a simple collection of cycles of even length. Assuming that both genomes have n_* genes, if we call i -cycle a cycle of length i , the corresponding breakpoint distance is equal to $n_* - c_2$, where c_2 is the number of 2-cycles [6]. Similarly, when the considered rearrangements are those modeled by the DCJ operation, the DCJ distance is $n_* - c$, where c is the total number of cycles [2].

Independently of the underlying measure, the distance formulation is a basic unit for several other combinatorial problems related to genome evolution and ancestral reconstruction, such as median and double distance. Interestingly, both median and double distance can be solved in polynomial time under the breakpoint distance, but become NP-hard under the DCJ distance [6].

In a previous study, focusing on the double distance, some of the authors of the present work started to explore the space between these two extremes by considering the family of σ_k distances, defined to be $d_k = n_* - \sigma_k$, where $\sigma_k = c_2 + c_4 + \dots + c_k$ for $k = 2, 4, \dots, \infty$. Note that d_2 is equal to the breakpoint distance while d_∞ is equal to the DCJ distance. Polynomial time algorithms were then provided for the double distance under d_4 and under d_6 [3].

In this paper we prove that, for any finite $k \geq 8$, the double distance under d_k is NP-complete, closing the complexity gap of double distance under the family of σ_k distances. Our proof is a polynomial time reduction from a variant of 3-SAT with the restriction that each variable appears at most three times. This variant is reduced to the σ_8 disambiguation problem, that is equivalent to the σ_8 double distance. We then explain how this reduction can be generalized to any $k \geq 8$.

2 Background

A *chromosome* is a linear or circular DNA molecule and a *genome* is a multiset of chromosomes. In our study, we consider only *circular genomes*, composed exclusively of circular chromosomes.

We represent a circular chromosome by its circular sequence of genes, where each *gene* is an oriented DNA fragment. Homologous genes are represented by the same identifier, while distinct genes are represented by distinct identifiers. Homologous genes occurring in the same genome can also be called *paralogous*. A gene X is represented by the symbol X itself if it is read in forward orientation or by the symbol \overleftarrow{X} if it is read in reverse orientation. For example, the sequence $(1 \overleftarrow{3} 2 3)$ represents a circular chromosome composed of four genes and two of them are paralogous. Note that if a sequence (s) represents a circular chromosome K , then K can be equally represented by the reverse complement of (s) , denoted by (\overleftarrow{s}) , obtained by reversing the order and the orientation of the genes in (s) : the reverse complement of $(1 \overleftarrow{3} 2 3)$ is $(\overleftarrow{3} \overleftarrow{2} 3 \overleftarrow{1})$. Moreover, K can be equally represented by any circular rotation of (s) or of (\overleftarrow{s}) . We denote by $J(G)$ the set of distinct gene identifiers that occur in all chromosomes of genome G .

We can also represent a gene X by referring to its *extremities* X^h (head) and X^t (tail). The *adjacencies* in a chromosome are the neighboring extremities of subsequent genes. The adjacencies of chromosome $(1 \overleftarrow{3} 2 3)$ are $1^h 3^h$, $3^t 2^t$, $2^h 3^t$ and $3^h 1^t$. Note that an adjacency has no orientation, that is, an adjacency between extremities 1^h and 3^h can be equally represented by $1^h 3^h$ and by $3^h 1^h$. An adjacency can occur between

extremities of paralogous genes. In the particular case of a single-gene circular chromosome, e.g. (4), an adjacency exceptionally occurs between the opposite extremities of the same gene (here $4^h 4^t$). We denote by $\mathcal{A}(\mathbb{G})$ the multiset of adjacencies that occur in all chromosomes of genome \mathbb{G} .

A genome \mathbb{S} is *singular* if each of its genes has no paralogous counterpart in \mathbb{S} . Similarly, a genome \mathbb{D} is *duplicated* if each of its genes has exactly one paralogous counterpart in \mathbb{D} . In addition to this, if every adjacency occurs twice in a duplicated genome \mathbb{D} , then \mathbb{D} is a *doubled genome*. Examples are given in Table 1.

Table 1. Examples of a singular, a duplicated and four doubled genomes, with their sets of unique gene identifiers and their multisets of adjacencies. Note that the doubled genomes \mathbb{B}_1 , \mathbb{B}_2 , \mathbb{B}_3 and \mathbb{B}_4 have exactly the same multiset of adjacencies.

| | | |
|--|--|--|
| Singular genome (each gene is distinct) | $\mathbb{S} = \{(1 \overleftarrow{3} 2)(4)(5 \overleftarrow{6})\}$ | $\begin{cases} \mathcal{J}(\mathbb{S}) = \{1, 2, 3, 4, 5, 6\} \\ \mathcal{A}(\mathbb{S}) = \{1^h 3^h, 3^t 2^t, 2^h 1^t, 4^h 4^t, 5^h 6^h, 6^t 5^t\} \end{cases}$ |
| Duplicated genome (each gene has exactly one paralogous counterpart) | $\mathbb{D} = \{(1 2 \overleftarrow{3} 2)(\overleftarrow{3} 1)\}$ | $\begin{cases} \mathcal{J}(\mathbb{D}) = \{1, 2, 3\} \\ \mathcal{A}(\mathbb{D}) = \{1^h 2^t, 2^h 3^h, 3^t 2^t, 2^h 1^t, 3^t 1^t, 1^h 3^h\} \end{cases}$ |
| Doubled genomes (each adjacency occurs twice) | $\begin{aligned} \mathbb{B}_1 &= \{(1 2)(1 2)(3)(3)\} \\ \mathbb{B}_2 &= \{(1 2)(1 2)(3 3)\} \\ \mathbb{B}_3 &= \{(1 2 1 2)(3)(3)\} \\ \mathbb{B}_4 &= \{(1 2 1 2)(3 3)\} \end{aligned}$ | $\begin{cases} \mathcal{J}(\mathbb{B}_i) = \{1, 2, 3\} \\ \mathcal{A}(\mathbb{B}_i) = \{1^h 2^t, 2^h 1^t, 1^h 2^t, 2^h 1^t, 3^h 3^t, 3^h 3^t\} \end{cases}$ |

Two genomes \mathbb{G}_1 and \mathbb{G}_2 are said to be *cognate* when each gene of \mathbb{G}_1 has at least one homologous counterpart in \mathbb{G}_2 and *vice versa*. When two cognate genomes are singular, they are said to form a *canonical pair*. When a singular genome is a cognate of a duplicated genome, they are said to form a $[1 \cdot 2]$ -*cognate pair*. Finally, when two cognate genomes are duplicated, they are said to form a $[2 \cdot 2]$ -*cognate pair*.

2.1 Comparing canonical genomes (with the breakpoint graph)

The relation between two canonical genomes \mathbb{S}_1 and \mathbb{S}_2 can be represented by their *breakpoint graph* $BG(\mathbb{S}_1, \mathbb{S}_2) = (V, E)$, that is a multigraph representing the adjacencies of \mathbb{S}_1 and \mathbb{S}_2 [1]. The vertex set V comprises, for each common gene X , one vertex for the extremity X^h and one vertex for the extremity X^t . The edge multiset E represents the adjacencies. For each adjacency in \mathbb{S}_1 there exists one \mathbb{S}_1 -edge in E linking its two extremities, and similar for \mathbb{S}_2 . The degree of each vertex is thus 2 and each connected component is an *alternating cycle* of even length, that alternates between \mathbb{S}_1 - and \mathbb{S}_2 -edges. We call *i-cycle* an alternating cycle of length i , and c_i is the number of i -cycles in the breakpoint graph, while c is the total number of cycles: $c = c_2 + c_4 + c_6 + \dots + c_\infty$. An example is given in Figure 1 (a).

Breakpoint distance. For circular canonical genomes \mathbb{S}_1 and \mathbb{S}_2 with n_* genes each, the *breakpoint distance*, denoted by d_{BP} , is defined as follows [6]:

$$d_{BP}(\mathbb{S}_1, \mathbb{S}_2) = n_* - |\mathcal{A}(\mathbb{S}_1) \cap \mathcal{A}(\mathbb{S}_2)|.$$

For $\mathbb{S}_1 = \{(1 2)(3 \overleftarrow{4})\}$ and $\mathbb{S}_2 = \{(1 \overleftarrow{3} 2)(4)\}$, we have $n_* = 4$. The set of common adjacencies is $\mathcal{A}(\mathbb{S}_1) \cap \mathcal{A}(\mathbb{S}_2) = \{2^h 1^t\}$, giving $d_{BP}(\mathbb{S}_1, \mathbb{S}_2) = 3$. Since a common adjacency of \mathbb{S}_1 and \mathbb{S}_2 corresponds to a 2-cycle in $BG(\mathbb{S}_1, \mathbb{S}_2)$, the breakpoint distance can be rewritten as

$$d_{BP}(\mathbb{S}_1, \mathbb{S}_2) = n_* - c_2.$$

DCJ distance. Given a circular genome, a *double cut and join* (DCJ) is the operation that breaks two distinct adjacencies belonging to one or to two of its chromosomes and rejoins the open extremities in a

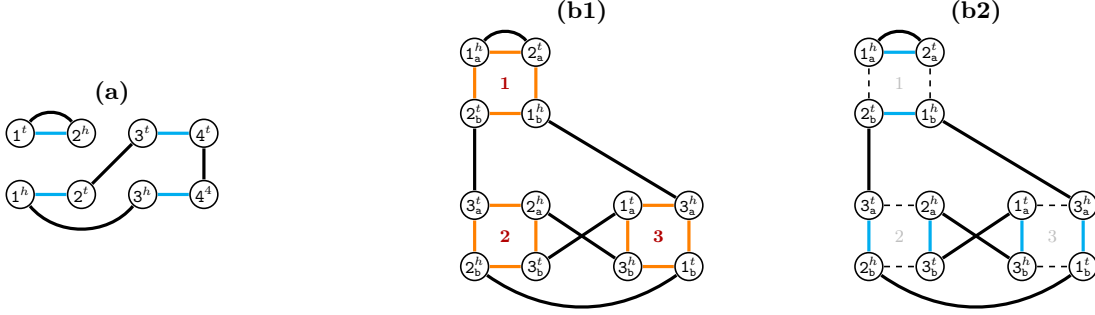


Fig. 1. (a) Breakpoint graph of canonical genomes $\mathbb{S}_1 = \{(12)(3\overleftarrow{4})\}$ and $\mathbb{S}_2 = \{(1\overleftarrow{3}2)(4)\}$. Edge types are distinguished by colors: \mathbb{S}_1 -edges are drawn in blue and \mathbb{S}_2 -edges are drawn in black. This graph has $c = 2$ cycles: one 2-cycle and one 6-cycle. (b1) Ambiguous breakpoint graph $ABG(\mathbb{S}, \mathbb{D})$ for genomes $\mathbb{S} = \{(123)\}$ and $\mathbb{D} = \{(1_a 2_a \overleftarrow{3_b})(1_b \overleftarrow{3_a} 2_b)\}$. The colors distinguish the edge types: \mathbb{D} -edges are drawn in black and \mathbb{S} -edges (squares) are drawn in orange. (b2) Induced breakpoint graph $BG(\tau, \mathbb{D})$ in which all squares are resolved by the solution $\tau = (\{1_a^h 2_a^t, 1_b^h 2_b^t\}, \{2_a^h 3_a^t, 2_b^h 3_b^t\}, \{3_a^h 4_a^t, 3_b^h 4_b^t\})$, resulting in three cycles (a 2-, a 4- and a 6-cycle). This is also the breakpoint graph of \mathbb{D} and $\mathbb{B} = \{(1_a 2_a 3_b)(1_b 2_b 3_a)\} \in \mathfrak{S}_b^a(2\mathbb{S})$.

different way [8]. For example, consider the chromosome $K = (1234)$ and a DCJ that cuts K between genes 1 and 2 and between genes 3 and 4, creating segments $\bullet 23\bullet$ and $\bullet 41\bullet$ (where the symbol \bullet represents the open ends). If we join the first with the third and the second with the fourth open end, we get $K' = (1\overleftarrow{3}\overleftarrow{2}4)$, that is, the described DCJ operation is a segmental inversion transforming K into K' . Besides inversions, DCJ operations in circular genomes can also represent circular fissions and circular fusions. The *DCJ distance* d_{DCJ} is the minimum number of DCJs that transform one genome into the other. For a pair of circular canonical genomes \mathbb{S}_1 and \mathbb{S}_2 , the DCJ distance can be easily computed with the help of $BG(\mathbb{S}_1, \mathbb{S}_2)$ [2]:

$$d_{DCJ}(\mathbb{S}_1, \mathbb{S}_2) = n_* - c = n_* - (c_2 + c_4 + \dots + c_\infty).$$

If $\mathbb{S}_1 = \{(12)(3\overleftarrow{4})\}$ and $\mathbb{S}_2 = \{(1\overleftarrow{3}2)(4)\}$, then $n_* = 4$ and $c = 2$ (see Figure 1 (a)). Consequently, their DCJ distance is $d_{DCJ}(\mathbb{S}_1, \mathbb{S}_2) = 2$.

The family of σ_k distances. Given the breakpoint graph of two circular canonical genomes \mathbb{S}_1 and \mathbb{S}_2 , for $k \in \{2, 4, 6, \dots, \infty\}$, denote by σ_k the cumulative sums $\sigma_k = c_2 + c_4 + \dots + c_k$. The σ_k distance of \mathbb{S}_1 and \mathbb{S}_2 is defined as [3]:

$$d_k(\mathbb{S}_1, \mathbb{S}_2) = n_* - \sigma_k.$$

It is easy to see that the σ_2 distance equals the breakpoint distance and that the σ_∞ distance equals the DCJ distance, and that the distance decreases monotonously between these two extremes. Moreover, the σ_k distance of two genomes that form a canonical pair can easily be computed in linear time for any $k \geq 2$.

2.2 Double distance: comparing [1·2]-cognate genomes

Let a [1·2]-cognate pair be composed of a singular genome \mathbb{S} and a duplicated genome \mathbb{D} . The number of genes in \mathbb{D} is twice the number of genes in \mathbb{S} and we need to somehow equalize the contents of these genomes, that is, obtain a [2·2]-cognate pair, before searching for common adjacencies of \mathbb{S} and \mathbb{D} or transforming one genome into the other with DCJ operations.

This equalization can be done by *doubling* \mathbb{S} , with a rearrangement operation mimicking a *whole genome duplication*: for a circular genome \mathbb{S} , it simply consists of doubling each adjacency of \mathbb{S} . However, it is not possible to find a unique layout of the circular chromosomes obtained after the doubling: indeed, each circular chromosome can be doubled into two identical circular chromosomes, or the two copies are concatenated to each other in a single circular chromosome. Consequently, the doubling of a circular genome \mathbb{S} results in a set of doubled genomes denoted by $2\mathbb{S}$. Note that $|2\mathbb{S}| = 2^\kappa$, where κ is the number of (circular) chromosomes in \mathbb{S} . For example, if $\mathbb{S} = \{(12)(3)\}$, then $2\mathbb{S} = \{\mathbb{B}_1, \mathbb{B}_2, \mathbb{B}_3, \mathbb{B}_4\}$ with $\mathbb{B}_1 = \{(12)(12)(3)(3)\}$,

$\mathbb{B}_2 = \{(12)(12)(33)\}$, $\mathbb{B}_3 = \{(1212)(3)(3)\}$ and $\mathbb{B}_4 = \{(1212)(33)\}$, see Table 1. All genomes in $2\mathbb{S}$ have exactly the same multisets of adjacencies, therefore we can use a special notation for these multisets: $\mathcal{A}(2\mathbb{S}) = \mathcal{A}(\mathbb{S}) \cup \mathcal{A}(\mathbb{S})$.

Note that \mathbb{D} and each $\mathbb{B}_i \in 2\mathbb{S}$ form a [2·2]-cognate pair. Each pair of paralogous genes in a duplicated genome can be $\binom{a}{b}$ -singularized by adding the index a to one of its occurrences and the index b to the other. In this way, a duplicated genome can be entirely singularized. Let $\mathfrak{S}_b^a(\mathbb{D})$ be the set of all possible genomes obtained by all distinct ways of $\binom{a}{b}$ -singularizing the duplicated genome \mathbb{D} . Similarly, we denote by $\mathfrak{S}_b^a(2\mathbb{S})$ the set of all possible genomes obtained by all distinct ways of $\binom{a}{b}$ -singularizing each doubled genome in the set $2\mathbb{S}$.

The family of σ_k double distances. Given a [1·2]-cognate pair composed of circular genomes \mathbb{S} and \mathbb{D} , the σ_k double distance of \mathbb{S} and \mathbb{D} for $k = 2, 4, \dots, \infty$ is defined as follows [3]:

$$\text{dd}_k(\mathbb{S}, \mathbb{D}) = \min_{\check{\mathbb{B}} \in \mathfrak{S}_b^a(2\mathbb{S})} \{d_k(\check{\mathbb{B}}, \check{\mathbb{D}})\}, \text{ where } \check{\mathbb{D}} \text{ is any genome in } \mathfrak{S}_b^a(\mathbb{D}).$$

Note that, in comparison to $2\mathbb{S}$, all singularizations of \mathbb{D} are equivalent. Therefore, all genomes in $\mathfrak{S}_b^a(\mathbb{D})$ give the same result to dd_k and an element $\check{\mathbb{D}} \in \mathfrak{S}_b^a(\mathbb{D})$ can be picked arbitrarily.

σ_2 (breakpoint) double distance. The *breakpoint double distance* of \mathbb{S} and \mathbb{D} , denoted by $\text{dd}_{\text{BP}}(\mathbb{S}, \mathbb{D})$, is equivalent to the σ_2 double distance. For this case the solution can be found easily with a greedy, linear time algorithm [6]: the adjacencies of \mathbb{S} that occur once or twice in \mathbb{D} induce singularizations $\check{\mathbb{D}}$ of \mathbb{D} and $\check{\mathbb{B}}$ of at least one element of $2\mathbb{S}$, such that $\check{\mathbb{D}}$ and $\check{\mathbb{B}}$ share all these adjacencies, in the cardinality that they originally occur in \mathbb{D} . Therefore,

$$\text{dd}_2(\mathbb{S}, \mathbb{D}) = \text{dd}_{\text{BP}}(\mathbb{S}, \mathbb{D}) = 2n_* - |\mathcal{A}(2\mathbb{S}) \cap \mathcal{A}(\mathbb{D})|, \text{ where } n_* \text{ is the number of genes in } \mathbb{S}.$$

σ_4 and σ_6 double distances. In a recent study, where some of the authors of the present work participated, linear time algorithms for computing both σ_4 and σ_6 double distances of a [1·2]-cognate pair of genomes were presented [3].

σ_8 to σ_∞ (DCJ) double distances. For the *DCJ double distance*, that is equivalent to the σ_∞ double distance, the solution space cannot be explored efficiently. In fact, computing the DCJ double distance of genomes \mathbb{S} and \mathbb{D} was proven to be an NP-hard problem [6].

In what follows we will present the main results of our present study, which is the NP-completeness of the σ_8 double distance and, based on this, the NP-completeness of the σ_k double distance for any $k \geq 8$. This closes the complexity gap of the problem of computing the double distance under the family of σ_k distances.

3 Equivalence of σ_k double distance and σ_k disambiguation

The solution space of the double distance problem can be represented in a compact way with the help of a graph structure introduced by Tannier *et al.* [6] and described in the following.

3.1 Ambiguous breakpoint graph

Given a [1·2]-cognate pair composed of a singular genome \mathbb{S} and a duplicated genome \mathbb{D} , and a genome $\check{\mathbb{D}} \in \mathfrak{S}_b^a(\mathbb{D})$, the *ambiguous breakpoint graph* $ABG(\mathbb{S}, \mathbb{D}) = (V, E)$ is a multigraph representing the adjacencies of \mathbb{D} and of every element in $\mathfrak{S}_b^a(2\mathbb{S})$. The vertex set V comprises, for each gene identifier x in $\mathcal{I}(\mathbb{S})$, the two pairs of paralogous vertices x_a^h, x_b^h and x_a^t, x_b^t . The edge set E represents the adjacencies. For each adjacency in $\check{\mathbb{D}}$ there exists one $\check{\mathbb{D}}$ -edge in E connecting its two extremities. The \mathbb{S} -edges represent all adjacencies occurring in all genomes from $\mathfrak{S}_b^a(2\mathbb{S})$: for each adjacency $\gamma\beta$ of \mathbb{S} , we have the pair of paralogous edges $\mathcal{E}(\gamma\beta) = \{\gamma_a\beta_a, \gamma_b\beta_b\}$ and the complementary pair of paralogous edges $\tilde{\mathcal{E}}(\gamma\beta) = \{\gamma_a\beta_b, \gamma_b\beta_a\}$. The *square* of $\gamma\beta$ is then $\mathcal{Q}(\gamma\beta) = \mathcal{E}(\gamma\beta) \cup \tilde{\mathcal{E}}(\gamma\beta)$. The \mathbb{S} -edges in the ambiguous breakpoint graph are therefore the squares of all adjacencies in \mathbb{S} . If u is a vertex of a square Q , we call \hat{u} the *paralogous* vertex of u , which is the vertex of Q that is not adjacent to u . An example of an ambiguous breakpoint graph is depicted in Fig. 1 (b1).

Lemma 1. *From any graph G consisting of orange squares and black connections, such that every vertex has degree three, it is easy to derive a pair of [1.2]-cognate circular genomes \mathbb{S} and \mathbb{D} , and a genome $\check{\mathbb{D}} \in \mathfrak{G}_b^a(\mathbb{D})$, such that $G = ABG(\mathbb{S}, \check{\mathbb{D}})$.*

Proof. Let n_* be the number of squares in $G = (V, E)$. Clearly, $|V| = 4n_*$. The set of edges E can be partitioned into two sets: $E_{\mathbb{S}}$, containing all edges that form the orange squares, and $E_{\mathbb{D}}$, containing the black connections. Now let the set of gene identifiers be $I = \{1, 2, 3, \dots, n_*\}$. The set of extremities is then $\Gamma = \bigcup_{x \in I} \{x^h, x^t\}$. Note that $|\Gamma| = 2n_*$ is even and let A be any perfect matching of Γ . Since $|A| = \frac{|\Gamma|}{2} = n_*$, we can take the set A as the adjacencies of the singular genome \mathbb{S} . We then assign each pair $\gamma\beta \in A$ to a distinct square $Q = \mathcal{Q}(\gamma\beta)$ of G by labeling the vertices of Q as follows: take any edge of Q and call its extremities u and v ; then assign $u \rightarrow \gamma_a, \hat{u} \rightarrow \gamma_b, v \rightarrow \beta_a, \hat{v} \rightarrow \beta_b$. The adjacencies of $\check{\mathbb{D}}$ are then the edge set $E_{\mathbb{D}}$; and the duplicated genome \mathbb{D} can be obtained from $\check{\mathbb{D}}$ by simply ignoring the singularization indices. \square

3.2 Resolving the ambiguous breakpoint graph

Resolving a square $\mathcal{Q}(\cdot) = \mathcal{E}(\cdot) \cup \check{\mathcal{E}}(\cdot)$ corresponds to selecting in the ambiguous breakpoint graph either the edges from $\mathcal{E}(\cdot)$ or the edges from $\check{\mathcal{E}}(\cdot)$, while the complementary pair is deleted. By resolving all squares, the ambiguous breakpoint graph is resolved. If we number the squares of $ABG(\mathbb{S}, \check{\mathbb{D}})$ from 1 to n_* , a *solution* can be represented by a tuple $\tau = (\mathcal{T}_1, \mathcal{T}_2, \dots, \mathcal{T}_{n_*})$ where each \mathcal{T}_i contains the pair of paralogous edges that are chosen in the graph for square \mathcal{Q}_i . The graph *induced* by τ is a simple breakpoint graph, which we denote by $BG(\tau, \check{\mathbb{D}})$. An example is shown in Figure 1 (b2). The k -score of τ , denoted by $s_k(\tau)$ is then the sum σ_k for $BG(\tau, \check{\mathbb{D}})$. A solution τ is k -maximum when, for any solution τ' of $ABG(\mathbb{S}, \check{\mathbb{D}})$, it holds that $s_k(\tau) \geq s_k(\tau')$.

The family of σ_k disambiguations Given a [1.2]-cognate pair composed of circular genomes \mathbb{S} and \mathbb{D} , the σ_k *disambiguation* of \mathbb{S} and \mathbb{D} , denoted by $ss_k(\mathbb{S}, \mathbb{D})$ for $k = 2, 4, \dots, \infty$ is defined as follows [3]:

$$ss_k(\mathbb{S}, \mathbb{D}) = \max_{\substack{\tau \text{ is a solution} \\ \text{of } ABG(\mathbb{S}, \check{\mathbb{D}})}} \{s_k(\tau)\}, \text{ where } \check{\mathbb{D}} \text{ is any genome in } \mathfrak{G}_b^a(\mathbb{D}).$$

The problem then consists of taking any $\check{\mathbb{D}} \in \mathfrak{G}_b^a(\mathbb{D})$ and finding a k -maximum solution τ of $ABG(\mathbb{S}, \check{\mathbb{D}})$.

It was previously shown that the minimization problem of computing the σ_k double distance of \mathbb{S} and \mathbb{D} is equivalent to the maximization problem of obtaining a σ_k disambiguation of \mathbb{S} and \mathbb{D} [3]. As we have already mentioned, σ_2 , σ_4 and σ_6 disambiguations can be solved in linear time, while σ_∞ disambiguation is NP-hard [3,6]. We now proceed to show that σ_k disambiguation is NP-complete for any finite $k \geq 8$.

4 NP-completeness of σ_k disambiguation and of σ_k double distance

An *alternating* cycle or path in an ambiguous breakpoint graph alternates between a (square) \mathbb{S} -edge and a (connecting) \mathbb{D} -edge. A useful graph structure for our proof is called *p-flower*. It consists of a circular sequence of p squares, such that, for each square Q , one pair of paralogous vertices of Q are matched with a pair of paralogous vertices of its predecessor, while the other pair of paralogous vertices of Q are matched with a pair of paralogous vertices of its successor. An example is given in Fig. 2 (a).

Lemma 2. *Any solution of a p -flower gives either two $2p$ -cycles or a single $4p$ -cycle.*

Proof. Each square is connected twice to each neighbor, via paralogous vertices. For that reason, once we start to walk through any alternating path, we can only close a cycle after visiting each square once. Therefore, the shortest alternating cycle that we can obtain has length $2p$. Indeed, if we select the ‘horizontal’ edges of each square, there are two parallel $2p$ -cycles, the inner one and the outer one. By switching, i.e., selecting the ‘vertical’ edges of an even number of squares, we obtain two distinct $2p$ -cycles, while by switching an odd number of squares, we obtain a single $4p$ -cycle. \square

Now let an *open p-flower* be a p -flower with exactly one black edge removed (see Fig. 2 (b-c)). Note that, as a corollary of Lemma 2, if we exclude from the counting the open edges (marked with z), any solution of an open p -flower gives either a $2p$ -cycle and an open path of length $2p - 1$ or an open path of length $4p - 1$.

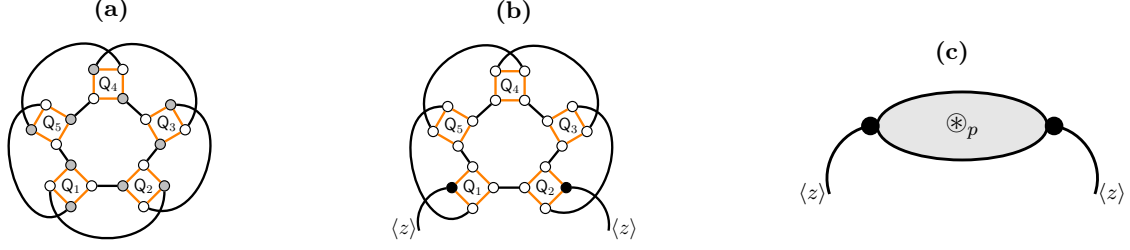


Fig. 2. (a) An example of a 5-flower. In each square the two pairs of paralogous vertices are distinguished by the colors white and gray. (b) An open 5-flower whose open ends are marked with the symbol $\langle z \rangle$. (c) Schematic representation of an open p -flower whose open ends are marked with the symbol $\langle z \rangle$.

4.1 The problem (3, 3)-SAT

Our proof relies on the classical *satisfiability problem* (SAT), the first to be proven NP-complete. Here we give a brief description of the terminology that we use. A boolean *variable* x can be either **true** (T) or **false** (F). The symbol or *negative literal* \bar{x} represents the negation of x , while the *positive literal* x represents the affirmation of x . A set of variables \mathcal{X} implies a set of literals $\mathcal{L}(\mathcal{X}) = \mathcal{X} \cup \bar{\mathcal{X}}$, where $\bar{\mathcal{X}} = \bigcup_{x \in \mathcal{X}} \{\bar{x}\}$. A clause $y = (w_1 \vee w_2 \vee \dots \vee w_t)$, for w_i being an occurrence of a literal from $\mathcal{L}(\mathcal{X})$, is a logical statement where the symbol \vee represents **OR**. A clause composed of t literal occurrences is called t -*clause*. Denote by $|y|$ the cardinality of clause y , that is, $|y| = t$. A *formula* $\mathcal{Y} = [y_1 \wedge y_2 \wedge \dots \wedge y_m]$ is a logical statement where the symbol \wedge represents **AND**. Denote by $|\mathcal{Y}|$ the cardinality of formula \mathcal{Y} , that is, $|\mathcal{Y}| = m$; and by $\|\mathcal{Y}\|$ the number of literal occurrences appearing in \mathcal{Y} , that is, $\|\mathcal{Y}\| = \sum_{y \in \mathcal{Y}} |y|$. Given a pair $(\mathcal{X}, \mathcal{Y})$, where \mathcal{Y} is a formula over the set of variables \mathcal{X} , SAT is the problem of determining if there exists an assignment of all variables in \mathcal{X} that satisfies all clauses in \mathcal{Y} .

If the instances of SAT are restricted to have only 2- and 3-clauses, the problem is called 3-SAT. Here we consider a variant of 3-SAT, denoted by (3, 3)-SAT, which additionally has the restriction that each variable appears two or three times and each literal appears once or twice. The variant (3, 3)-SAT is also NP-complete [7]. We assume that for each variable that occurs three times, the positive literal appears twice and the negative literal appears once. (If this was not the case for a variable x , we could replace x by x' , where $x' = \bar{x}$.) The formula $\mathcal{Y} = [(x_1 \vee x_2) \wedge (x_1 \vee x_3) \wedge (\bar{x}_1 \vee \bar{x}_2 \vee x_4) \wedge (x_2 \vee x_3) \wedge (\bar{x}_3 \vee \bar{x}_4)]$ over the set of variables $\mathcal{X} = \{x_1, x_2, x_3, x_4\}$ is an instance of (3, 3)-SAT with $|\mathcal{X}| = 4$, $|\mathcal{Y}| = 5$ and $\|\mathcal{Y}\| = 11$. Note that \mathcal{Y} can be satisfied by the assignment $A = \{(x_1 = \text{T}), (x_2 = \text{T}), (x_3 = \text{F}), (x_4 = \text{T})\}$, among others.

4.2 Reducing (3, 3)-SAT to the σ_8 disambiguation

We are going to provide a polynomial time reduction from the (3, 3)-SAT problem to the σ_8 disambiguation problem. Our reduction starts with a construction that builds an ambiguous breakpoint graph from an instance of the (3, 3)-SAT problem.

Construction 1. Given an instance $(\mathcal{X}, \mathcal{Y})$ of (3, 3)-SAT, create the graph $G(\mathcal{X}, \mathcal{Y})$ as follows:

1. (Variable gadget) For each variable $x \in \mathcal{X}$, create a gadget X , as shown in Fig. 3 (a1-b), composed of six squares connected to (a1-a2) two open 5-flowers if x occurs three times or to (b) three open 5-flowers if x occurs twice.
2. (Literal occurrence gadget) For each literal occurrence w in each clause from \mathcal{Y} , create a gadget W composed of two squares connected to an open 5-flower as shown in Fig. 3 (c).
3. (Clause gadget) For each clause $y \in \mathcal{Y}$, create a gadget Y composed of six squares connected as shown in Fig. 3 (d) if y is a 2-clause, and (e) if y is a 3-clause. (The gadget of a 2-clause includes three 5-flowers.)
4. (Connections between the different gadgets) In each clause gadget Y (Fig. 3 (d) or (e)), the edges $\langle W_1 \rangle$ represent the first literal occurrence in clause y , that is a literal of variable x ; these edges are merged to the edges $\langle Y \rangle$ in a literal occurrence gadget W (Fig. 3 (c)). If this connection represents a negative literal, merge the pair of edges $\langle X \rangle$ in W to the pair of edges $\langle \bar{F} \rangle$ in the gadget X (Fig 3 (a2) or (b)) that represents variable x . Otherwise, merge them either to the pair of edges $\langle T_1 \rangle$ or to the pair of edges $\langle T_2 \rangle$ in X . Do the same procedure with the pairs of edges $\langle W_2 \rangle$ and $\langle W_3 \rangle$ of Y .

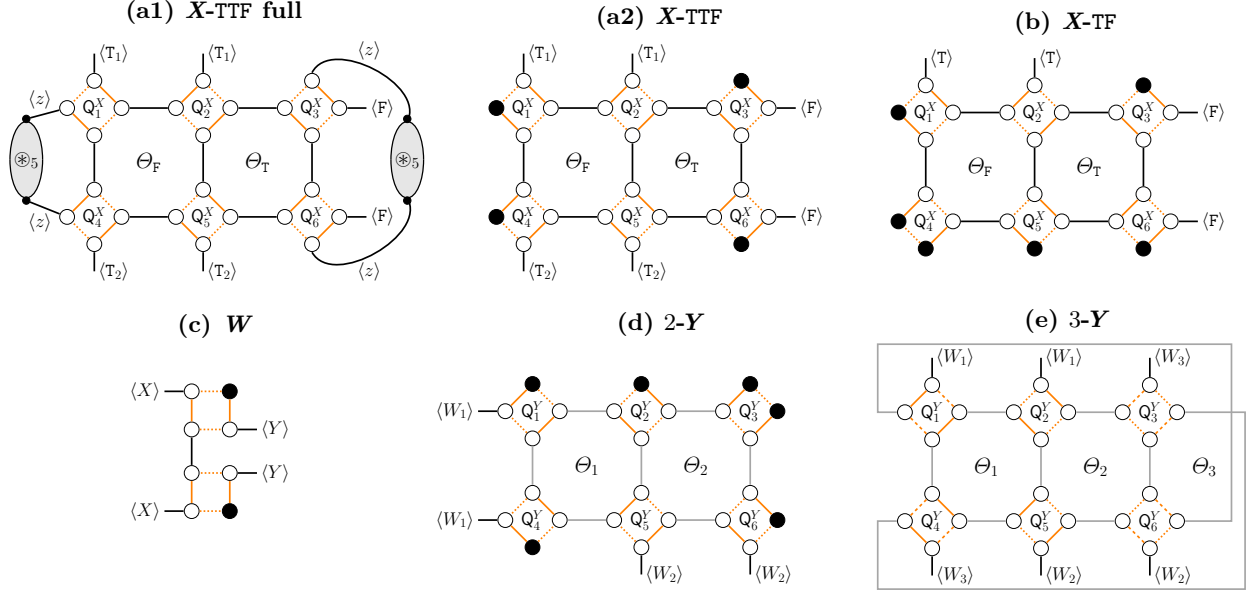


Fig. 3. (a1-b) Each variable gadget X has two competing 8-cycles: Θ_F is the active 8-cycle when resolving squares Q_1^X , Q_2^X , Q_4^X and Q_5^X using the dotted edges and Θ_T is the active 8-cycle when resolving squares Q_2^X , Q_3^X , Q_5^X and Q_6^X using the solid edges. The gadget has one or two pairs of edges with label $\langle T_i \rangle$, compatible with cycle Θ_T , and a pair of edges with label $\langle F \rangle$, compatible with cycle Θ_F . These pairs will be used to connect the corresponding literal occurrences in clauses. (a1) Gadget for a variable x that occurs twice as the corresponding positive literal and once as the negative one. The four edges labeled with z are connected to two open 5-flowers. (a2) Simplified picture of case (a1), where the open 5-flowers are omitted and the four vertices connected to them are represented in black. (b) Gadget for a variable x that occurs once as the corresponding positive literal and once as the negative one. The six black vertices are connected to three (omitted) open 5-flowers. (c) Graph obtained for each literal occurrence to connect the occurrence in a clause to the graph representing the value of the variable. The edges with the label $\langle X \rangle$ connect to the variable gadget while the edges with the label $\langle Y \rangle$ connect to the clause gadget where the corresponding literal occurrence is. The two black vertices are connected to one (omitted) open 5-flower. (d) Graph obtained for each 2-clause. In the center we have two competing 8-cycles: Θ_1 is the active 8-cycle when resolving squares Q_1^Y , Q_2^Y , Q_4^Y and Q_5^Y using the solid edges; while Θ_2 is the active 8-cycle when resolving squares Q_2^Y , Q_3^Y , Q_5^Y and Q_6^Y using the dotted edges. The pairs of edges with the same label $\langle W_1 \rangle$ or $\langle W_2 \rangle$ represent the pairs to connect the corresponding literal gadgets. The six black vertices are connected to three (omitted) open 5-flowers. (e) Graph obtained for each 3-clause. In the center we have three competing 8-cycles: in addition to Θ_1 and Θ_2 described in case (b), here Θ_3 is the active 8-cycle when resolving squares Q_1^Y , Q_3^Y , Q_4^Y and Q_6^Y using the dashed edges. The pairs of edges with the same label $\langle W_1 \rangle$, $\langle W_2 \rangle$ or $\langle W_3 \rangle$ represent the pairs to connect the corresponding literal gadgets.

For $\mathcal{X} = \{x_1, x_2, x_3, x_4\}$ and $\mathcal{Y} = [(x_1 \vee x_2) \wedge (x_1 \vee x_3) \wedge (\overline{x_1} \vee \overline{x_2} \vee x_4) \wedge (x_2 \vee x_3) \wedge (\overline{x_3} \vee \overline{x_4})]$, the graph $G(\mathcal{X}, \mathcal{Y})$ is shown in Fig. 4 (a). The numbers of squares per variable, clause and literal occurrence are clearly bounded by constant values, therefore Construction 1 is polynomial in $\|\mathcal{Y}\|$.

One crucial feature of the design of Construction 1 is that it avoids alternating cycles of lengths up to 6:

Proposition 1. *$G(\mathcal{X}, \mathcal{Y})$ does not contain as an induced subgraph any alternating cycle whose length is smaller than 8.*

Proof. Open 5-flowers only admit alternating cycles of length at least 10. Now, let G_\bullet be the graph without all 5-flowers. Since G_\bullet has no black edge directly connecting vertices of the same square, no 2-cycle is possible. Furthermore, since G_\bullet has no pair of squares connected to each other by two or more black edges, no 4-cycle is possible. Finally, since G_\bullet has no set of three squares such that there are black edges connecting each pair of them, no 6-cycle is possible. \square

The graph $G(\mathcal{X}, \mathcal{Y})$ consists of orange squares and black connections, such that every vertex has degree three, which are the properties of an ambiguous breakpoint graph described in Lemma 1. Therefore we have the following observation.

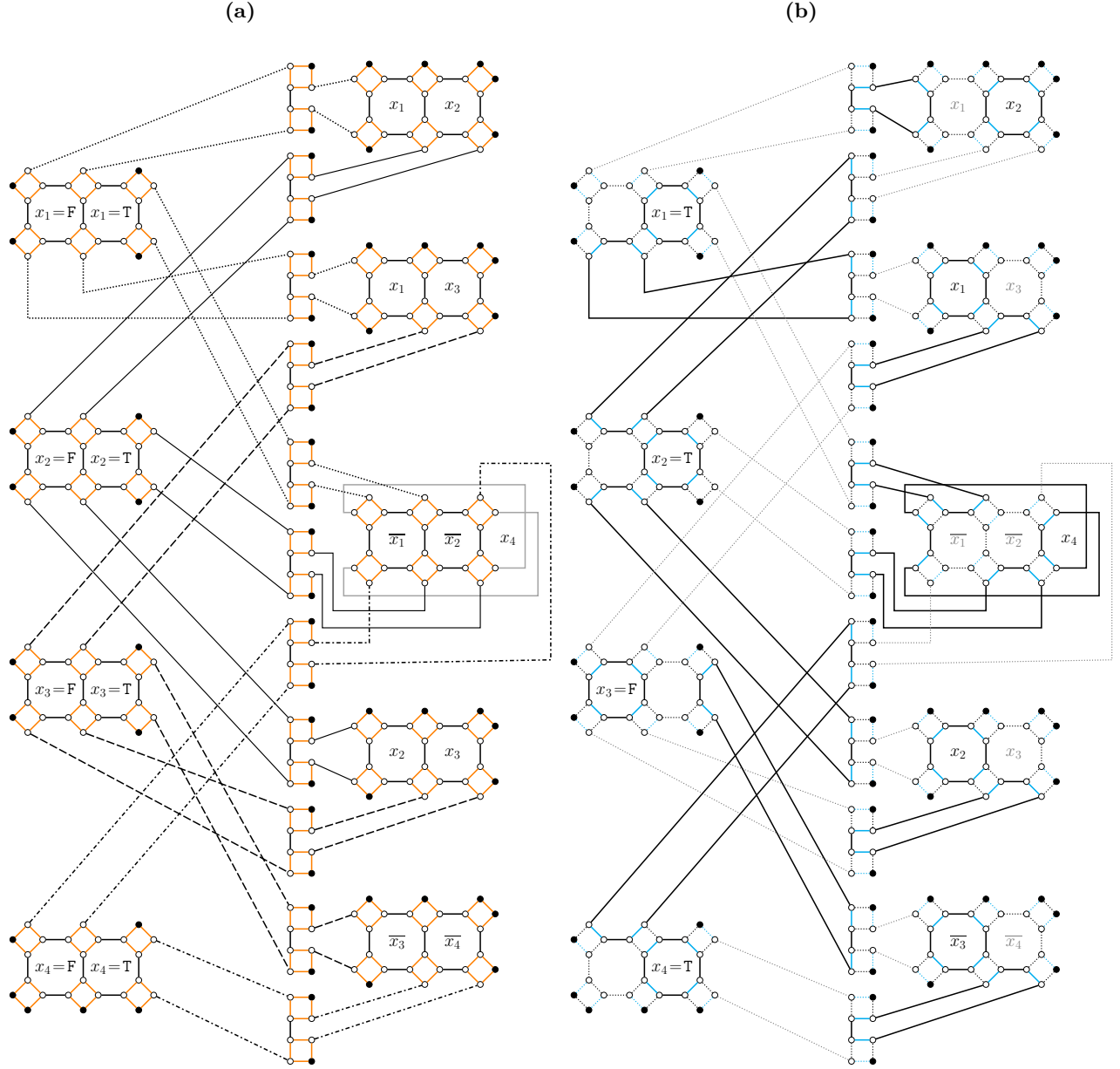


Fig. 4. Consider the (3,3)-SAT formula $\mathcal{Y} = [(x_1 \vee x_2) \wedge (x_1 \vee x_3) \wedge (\bar{x}_1 \vee \bar{x}_2 \vee x_4) \wedge (x_2 \vee x_3) \wedge (\bar{x}_3 \vee \bar{x}_4)]$, over $\mathcal{X} = \{x_1, x_2, x_3, x_4\}$. Note that $|\mathcal{X}| = 4$, $|\mathcal{Y}| = 5$ and $\|\mathcal{Y}\| = 11$. (a) Graph $G(\mathcal{X}, \mathcal{Y})$, obtained with Construction 1. The variable gadgets are on the left, and their labels make it explicit to which variable each gadget refers. The clause gadgets are on the right, and again their labels make it explicit to which clause each gadget refers. The connecting black edges referring to each variable and its literals are as follows: for x_1 they are dotted, for x_2 they are solid, for x_3 they are dashed and for x_4 they are dash-dotted. This facilitates the visualization of the literal connecting gadgets in the center. All open 5-flowers are omitted and all the vertices connected to them are represented in black. (Once the parity is fulfilled, it does not matter which pair of black vertices of the graph are selected to complete each flower.) (b) The truth assignment $A = \{(x_1 = T), (x_2 = T), (x_3 = F), (x_4 = T)\}$ gives an optimal solution of $G(\mathcal{X}, \mathcal{Y})$ whose 8-score is $|\mathcal{X}| + |\mathcal{Y}| + \|\mathcal{Y}\| = 4 + 5 + 11 = 20$. The edges of 8-cycles are highlighted, while the edges that are in longer cycles (completing open 5-flowers) are shaded. Here we chose x_2 as the literal responsible for satisfying the first clause of \mathcal{Y} , but choosing x_1 instead would be a valid alternative that gives another optimal solution of $G(\mathcal{X}, \mathcal{Y})$ (see Fig. A1 (a) in the appendix).

Observation 1. *It is easy to obtain a pair of [1,2]-cognate circular genomes \mathbb{S} and \mathbb{D} and a genome $\tilde{\mathbb{D}} \in \mathfrak{S}_b^a(\mathbb{D})$, such that $G(\mathcal{X}, \mathcal{Y}) = ABG(\mathbb{S}, \tilde{\mathbb{D}})$.*

This guarantees that solving the σ_8 disambiguation or finding an 8-maximum solution of a graph $G(\mathcal{X}, \mathcal{Y})$ is equivalent to solving the σ_8 double distance of the corresponding genomes \mathbb{S} and \mathbb{D} . Now we will determine the relation between the solution of the (3, 3)-SAT instance $(\mathcal{X}, \mathcal{Y})$ and an 8-maximum solution of $G(\mathcal{X}, \mathcal{Y})$.

Lemma 3. *For any 8-maximum solution τ of graph $G(\mathcal{X}, \mathcal{Y})$, it holds that: (i) $s_8(\tau) \leq |\mathcal{X}| + |\mathcal{Y}| + \|\mathcal{Y}\|$; and (ii) formula \mathcal{Y} has a satisfying assignment if and only if $s_8(\tau) = |\mathcal{X}| + |\mathcal{Y}| + \|\mathcal{Y}\|$.*

Proof. The smallest cycle in $G(\mathcal{X}, \mathcal{Y})$ has length 8 (Proposition 1), therefore the 8-score of any solution simply corresponds to its number of 8-cycles. Let $G_\bullet(\mathcal{X}, \mathcal{Y})$ be the graph obtained from $G(\mathcal{X}, \mathcal{Y})$ by omitting all 5-flowers. An 8-maximum solution of $G_\bullet(\mathcal{X}, \mathcal{Y})$ is also an 8-maximum solution of $G(\mathcal{X}, \mathcal{Y})$.

(i) The first statement can be easily verified as follows. For each variable gadget X (Fig. 3 (a2) and (b)) only one of the two competing 8-cycles can be induced. For each clause gadget Y (Fig. 3 (d) and (e)) only one of the two or three competing 8-cycles can be induced. Each literal occurrence gadget W (Fig. 3 (c)) can either form an 8-cycle with a clause gadget Y , or an 8-cycle with a variable gadget X . Therefore, together all the gadgets give at most $|\mathcal{X}| + |\mathcal{Y}| + \|\mathcal{Y}\|$ 8-cycles.

(ii) For proving the second statement, we first show that from a satisfying assignment A of \mathcal{Y} we can obtain a solution τ of $G_\bullet(\mathcal{X}, \mathcal{Y})$ composed of $|\mathcal{X}| + |\mathcal{Y}| + \|\mathcal{Y}\|$ 8-cycles.

- For each variable x : if $x = T$ in A , select the edges inducing 8-cycle Θ_T in the respective gadget X (Fig. 3 (a2) and (b)). Otherwise, if $x = F$ in A , select the edges inducing 8-cycle Θ_F . In any case, each variable gadget will give a single 8-cycle, therefore in total we increase the score by $|\mathcal{X}|$.

Furthermore, if cycle Θ_T is induced, the edges of the remaining squares must induce path(s) of length 3 connecting $\langle T_{(i)} \rangle$ to $\langle T_{(i)} \rangle$ allowing the formation of 8-cycles with the corresponding literal gadget(s); if cycle Θ_F is induced, the edges of the remaining squares must induce a path of length 3 connecting $\langle F \rangle$ to $\langle F \rangle$ allowing the formation of 8-cycles with the corresponding literal gadget. How these connections are done is explained in the third item below.

- For each clause y : pick one literal w of clause y that is satisfied by A (there can be multiple choices). If w is the first literal, select the edges inducing 8-cycle Θ_1 in clause gadget Y (Fig. 3 (d) or (e)). Otherwise, if w is the second literal, select the edges inducing 8-cycle Θ_2 . Finally, if Y is a 3-clause and w is its third literal, select the edges inducing 8-cycle Θ_3 . In any case, each clause gadget will give a single 8-cycle, therefore in total we increase the score by $|\mathcal{Y}|$.

The two remaining squares should be resolved such that they induce path(s) of length 3 connecting $\langle W_i \rangle$ to $\langle W_i \rangle$, for each (not induced) cycle Θ_i corresponding to a literal that is not responsible for satisfying clause y . These 3-paths allow the formation of 8-cycles with the corresponding literal gadget(s). These connections are described in the next item below.

- For each literal occurrence w : if w is responsible to satisfy its clause y , select in the corresponding gadget W (Fig. 3 (c)) the edges inducing a path of length 3 connecting $\langle X \rangle$ to $\langle X \rangle$. This path induces an 8-cycle in the connection between W and X because cycle Θ_T in X is compatible with outer connections $\langle T_{(i)} \rangle$, while cycle Θ_F in X is compatible with outer connections $\langle F \rangle$. If w is not responsible for satisfying y , select the edges inducing a path of length 3 connecting $\langle Y \rangle$ to $\langle Y \rangle$. This path induces an 8-cycle in the connection between W and Y because the cycle corresponding to w in Y is not induced. In this way, each literal occurrence gadget gives one 8-cycle. The score is then increased by $\|\mathcal{Y}\|$.

This procedure gives exactly $|\mathcal{X}| + |\mathcal{Y}| + \|\mathcal{Y}\|$ 8-cycles, and the remaining unresolved squares can be resolved arbitrarily. See examples in Fig. 4 (b) and Fig. A1 (a) (the latter is in the appendix).

Now, let τ be an 8-maximum solution of $G_\bullet(\mathcal{X}, \mathcal{Y})$. If $s_8(\tau) = |\mathcal{X}| + |\mathcal{Y}| + \|\mathcal{Y}\|$, it is clear that τ has an 8-cycle per gadget X , determining the value of each variable, which then gives an assignment A of \mathcal{X} . Furthermore, τ has an 8-cycle per gadget Y , determining which literal is responsible for satisfying each clause, and an 8-cycle per gadget W , which guarantees the compatibility of A . In other words, in this case A satisfies \mathcal{Y} . On the other hand, if $s_8(\tau) < |\mathcal{X}| + |\mathcal{Y}| + \|\mathcal{Y}\|$, either τ gives an incomplete assignment or it gives an incompatible assignment that does not satisfy the formula \mathcal{Y} (an intuition is given in Fig A1 (b) in the appendix). \square

4.3 Consolidating the NP-completeness results

The NP-hardness of σ_8 disambiguation follows directly from Lemma 3. Moreover, the problem is in NP since a solution for the σ_8 disambiguation can be easily verified in polynomial time because a certificate is a collection of cycles, of which one has to count how many have length at most 8. Therefore:

Theorem 1. *Given a pair of [1·2]-cognate circular genomes \mathbb{S} and \mathbb{D} , computing the σ_8 double distance or the σ_8 disambiguation of \mathbb{S} and \mathbb{D} is NP-complete.*

In fact, the NP-completeness holds for any dd_k or ss_k , $k \geq 8$, as we show in the following.

Theorem 2. *Given a pair of [1·2]-cognate circular genomes \mathbb{S} and \mathbb{D} , computing the σ_k double distance or the σ_k disambiguation of \mathbb{S} and \mathbb{D} is NP-complete for any even $k \geq 8$.*

Proof. Given $k \geq 10$, let $G_k(\mathcal{X}, \mathcal{Y})$ be the graph obtained from $G(\mathcal{X}, \mathcal{Y})$ by replacing its 5-flowers by $(\frac{k+2}{2})$ -flowers, that, by Lemma 2, only allow cycles of length at least $k+2$. Note that $G_k(\mathcal{X}, \mathcal{Y})$ has no alternating cycle whose length is in $\{2, 4, 6, 10, 12, \dots, k\}$. An 8-maximum solution τ of $G(\mathcal{X}, \mathcal{Y})$ with score $s_8(\tau) = s$ gives a k -maximum solution τ' of $G_k(\mathcal{X}, \mathcal{Y})$ that, besides the long (flower) cycles with lengths at least $k+2$, has exactly the same s 8-cycles induced by τ . Therefore, $s_8(\tau) = s_k(\tau') = s$, and τ' has the same correspondence to the (3, 3)-SAT solution of $(\mathcal{X}, \mathcal{Y})$. \square

So far we only considered circular genomes, composed exclusively of circular chromosomes. Nevertheless, a genome can also be *linear*, composed exclusively of linear chromosomes, or *mixed*, composed of a combination of linear and circular chromosomes. Note that circular and linear genomes are special cases of mixed genomes. Consequently, the result obtained for circular genomes can be generalized to mixed genomes:

Corollary 1. *Computing the σ_k double distance of a pair of [1·2]-cognate mixed genomes \mathbb{S} and \mathbb{D} is NP-complete for any even $k \geq 8$.*

It is relevant to remark, however, that the generalization of the NP-completeness does not automatically apply to linear genomes.

5 Summary and Conclusion

The σ_k distance between two canonical genomes, denoted by d_k for any even $k \geq 2$, is a family of measures that resides between the well known breakpoint (d_2) and DCJ (d_∞) distances, and can be easily derived from the breakpoint graph of the input genomes. This family is the basic unit for the σ_k double distance, a family of optimization problems that minimize the σ_k distance between the possible canonizations of pairs of duplicated genomes obtained from a [1·2]-cognate pair.

Previously it was known that the σ_k double distance could be solved in linear time for $k \in \{2, 4, 6\}$, and this result applies to circular, linear and mixed genomes [3,6]. It was also known that computing the σ_∞ (DCJ) double distance is NP-hard for circular and mixed genomes [6]. With the results presented here we closed the complexity gap of the σ_k double distance of circular and mixed genomes, by showing that it is NP-complete for any even finite $k \geq 8$. For linear genomes, the complexity is still open for $k \geq 8$, and we conjecture that these cases are NP-hard as well.

An additional observation can be made concerning the related *maximum independent set* (MIS) problem, that was the basis for the recently proposed linear time algorithms for the double distance under d_4 and d_6 . These algorithms consist of deriving from the ambiguous breakpoint graph an *intersection graph* of the candidate cycles; and for d_4 and d_6 , the obtained intersection graphs are particular linear-time solvable instances of MIS [3]. For any finite k , the intersection graph can be built in polynomial time. Since σ_k disambiguation is NP-hard for $k \geq 8$, determining MIS on the intersection graph of the candidate cycles of length up to $k \geq 8$ is also NP-hard.

A wide area of research that is still open is determining how the picture looks for related problem families like the σ_k median and the σ_k guided having problems that are also based on d_k and show a similar phase transition from polynomial (σ_2) to NP-hard (σ_∞) [5,6].

References

1. Bafna, V., Pevzner, P.A.: Genome rearrangements and sorting by reversals. In: Proceedings of FOCS 1993. pp. 148–157 (1993)
2. Bergeron, A., Mixtacki, J., Stoye, J.: A unifying view of genome rearrangements. In: Proceedings of WABI 2006. LNBI, vol. 4175, pp. 163–173. Springer Verlag (2006)
3. Braga, M.D.V., Brockmann, L.R., Klerx, K., Stoye, J.: Investigating the complexity of the double distance problems. *Algorithms Mol. Biol.* **19**, 1 (2024)
4. Sankoff, D.: Edit distance for genome comparison based on non-local operations. In: Proceedings of CPM 1992. LNCS, vol. 644, pp. 121–135. Springer Verlag (1992)
5. Silva, H.O.M., Rubert, D.P., Araujo, E., Steffen, E., Doerr, D., Martinez, F.V.: Algorithms for the genome median under a restricted measure of rearrangement. *RAIRO-Oper. Res.* **57**, 1045–1058 (2023)
6. Tannier, E., Zheng, C., Sankoff, D.: Multichromosomal median and halving problems under different genomic distances. *BMC Bioinformatics* **10**, 1–15 (2009)
7. Tovey, C.A.: A simplified NP-complete satisfiability problem. *Discrete Applied Mathematics* **8**, 85–89 (1984)
8. Yancopoulos, S., Attie, O., Friedberg, R.: Efficient sorting of genomic permutations by translocation, inversion and block interchange. *Bioinformatics* **21**(16), 3340–3346 (2005)

Closing the complexity gap of the double distance problem

by L. Cunha, T. Lopes, U. Souza, M. D. V. Braga, and J. Stoye

A Additional figure

