

CEPHALO: HARNESSING HETEROGENEOUS GPU CLUSTERS FOR TRAINING TRANSFORMER MODELS

Runsheng Benson Guo¹ Utkarsh Anand¹ Arthur Chen¹ Khuzaima Daudjee¹

ABSTRACT

Training transformer models requires substantial GPU compute and memory resources. In homogeneous clusters, distributed strategies allocate resources evenly, but this approach is inefficient for heterogeneous clusters, where GPUs differ in power and memory. As high-end GPUs are costly and limited in availability, heterogeneous clusters with diverse GPU types are becoming more common. Existing methods attempt to balance compute across GPUs based on capacity but often underutilize compute due to memory constraints. We present Cephalo, a system that optimizes compute and memory usage by decoupling compute distribution from training state assignment. Cephalo outperforms state-of-the-art methods by achieving significantly higher training throughput while supporting larger models and batch sizes.

Transformer models (Vaswani et al., 2017) have demonstrated state-of-the-art performance in many domains including natural language processing (NLP), computer vision, and recommendation systems (Devlin et al., 2018; Dosovitskiy et al., 2021; Sun et al., 2019). In particular, large language models (LLMs), which are based on the transformer architecture, have significantly advanced NLP tasks such as question-answering, translation, and summarization (Devlin et al., 2018; Brown et al., 2020; Zhang et al., 2020). Since increasing model size can yield significant improvements in accuracy, this has led to the development of larger models that often exceed modern GPU compute and memory capabilities (Pati et al., 2023).

Consequently, many strategies have been proposed to distribute and parallelize training across multiple GPUs. Data parallelism replicates the model across GPUs, each training on a different subset of the inputs in parallel. Model parallelism splits the model across GPUs, with each GPU storing and processing only a partition of the model’s parameters.

While existing parallelization strategies typically assume GPU homogeneity, ML practitioners, in reality, often do not have sufficiently large homogeneous clusters for training transformers (Park et al., 2020; Miao et al., 2023). For example, a small-scale company or research lab may not have the resources to purchase an entire cluster of the latest GPUs. Instead, they are more likely to accumulate a diverse array of GPUs with varying compute and memory capacities over time (Miao et al., 2021; Yan et al., 2024; Um et al., 2024).

¹School of Computer Science, University of Waterloo, Waterloo, Canada. Correspondence to: Runsheng Benson Guo <r9guo@uwaterloo.ca>.

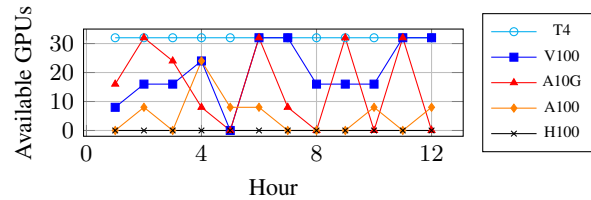


Figure 1. Hourly AWS GPU availability over 12-hour period.

Cloud platforms like AWS offer VMs with a variety of GPU models, but due to high demand, each model is available only in limited quantities. Figure 1 plots a trace of GPU availability on AWS over a 12-hour period in the us-west region. High-end GPUs (A100, H100) are almost always unavailable, and even mid-tier GPUs (A10G, V100, T4) are limited due to capacity and quota. Thus, it is challenging to reserve a large homogeneous cluster of GPUs.

By assembling *heterogeneous* clusters with different GPU models, users can leverage a larger pool of compute resources for training. However, existing systems are unable to utilize resources efficiently in heterogeneous clusters. Systems for homogeneous clusters divide compute and memory demands evenly among all GPUs (Miao et al., 2022; Rajbhandari et al., 2020; Shoeybi et al., 2019). In clusters with varying GPU capabilities, training is bottlenecked by the slowest GPU, leaving faster GPUs idle. Additionally, training fails if GPUs with the lowest memory run out, even if others have unutilized memory.

Heterogeneity-aware training methods have been proposed, which aim to balance computational load across GPUs. For instance, in data parallelism, the batch of inputs is distributed unevenly across GPUs according to their rel-

ative computational speeds (Moreno-Alvarez et al., 2020; Kim et al., 2022; Jia et al., 2022). Systems using model parallelism partition the model’s layers or parameters unevenly across GPUs to balance computation (Narayanan et al., 2019b; Zhang et al., 2024b). Recent methods integrate both data and model parallelism to further optimize compute distribution (Yan et al., 2024; Um et al., 2024).

These load-balancing techniques allocate memory on each GPU proportional to its computational capacity. In data parallelism, a GPU assigned a larger batch of inputs requires more memory for operations and activation storage. Similarly, in model parallelism, a GPU handling a larger model shard demands additional memory to maintain the training state. However, as shown in Figure 2, a GPU’s memory capacity does not always scale with its compute speed. This mismatch can prevent effective computational load balancing due to memory limitations. For example, while the L4 GPU offers significantly faster computation than the P40, both GPUs have the same memory capacity, meaning the L4 may lack sufficient memory to handle twice the computational workload.

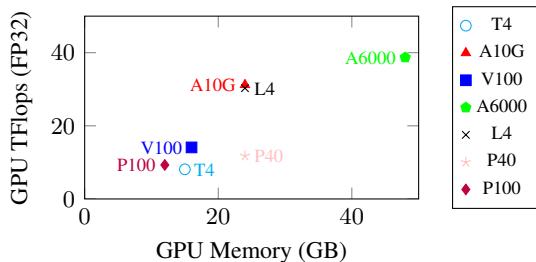


Figure 2. GPU TFlops (FP32) vs. Memory Capacity.

Thus, existing systems are susceptible to both: (i) underutilizing compute on GPUs with low memory capacity relative to compute speed, and (ii) underutilizing memory on GPUs with high memory capacity relative to compute speed.

In light of these shortcomings, we designed Cephalo, a system capable of effectively utilizing the aggregate compute **and** memory resources in heterogeneous GPU clusters when training transformer models.

Cephalo partitions the global batch of training inputs unevenly across GPUs to control the computational workload assigned to each GPU. To control the memory utilization on each GPU, Cephalo combines the following strategies:

- (i) The training state (parameters, gradients, and optimizer state) is sharded across the GPUs to balance memory utilization. Each GPU can store anywhere from none of the training state to the entire training state. Flexibly sharding the training state is implemented on top of *Fully Sharded Data Parallelism*

(FSDP) (Zhao et al., 2023), which evenly distributes the training state across GPUs.

- (ii) Gradients can be accumulated over multiple smaller batches to replicate training on larger batch sizes while using less memory for compute operations.
- (iii) Memory for storing intermediate activation values is eliminated with a combination of recomputing and offloading activations to CPU when they are not used.

These mechanisms used for controlling computational workload and memory can be applied independently. This allows Cephalo to decouple the assignment of compute and memory to each GPU and fully utilize the aggregate GPU compute and memory available within a heterogeneous cluster of GPUs in scenarios where state-of-the-art systems fall short.

In this paper, we make the following contributions:

1. We designed and implemented Cephalo, a system for training transformer models on heterogeneous GPU clusters that jointly optimizes compute and memory distribution to maximize training throughput by efficiently utilizing resources across GPUs. Cephalo includes an optimizer to divide training data, manage training state, and configure gradient accumulation to accommodate resource heterogeneity.
2. We integrate gradient accumulation and activation offloading efficiently in FSDP. Our implementation of gradient accumulation minimizes the overhead of gathering training state. Our activation offloading reduces memory usage from gradient accumulation and overlaps with compute to hide transfer latency.
3. We perform an extensive evaluation of Cephalo on heterogeneous GPU clusters with up to 64 GPUs and on transformer models with up to 7 billion parameters. We show that Cephalo is able to achieve up to 10× higher training throughput than comparative state-of-the-art heterogeneous training systems while supporting training for larger models and batch sizes.

1 BACKGROUND AND RELATED WORK

1.1 Training Transformers

Transformer models consists of a sequence of identical encoder and decoder layers (Vaswani et al., 2017), containing computationally expensive self-attention mechanisms and feed-forward networks. Training with optimizers like Adam (Kingma & Ba, 2015) requires 16 bytes of memory per model parameter on the GPU (Rajbhandari et al., 2020; Smith et al., 2022), covering not only the model parameters but also their gradients and optimizer state. Besides

maintaining the training state, GPU memory is also required to run operations and store intermediate activation outputs. Thus, even a mid-sized transformer like Llama 7B (Touvron et al., 2023) requires more memory for training than the 80GB available on cutting-edge H100 GPUs.

1.2 Distributed Training

Given these substantial GPU memory and computational requirements, transformer training is typically parallelized.

Data Parallelism (Sergeev & Del Balso, 2018) replicates the model across GPUs, each computing a gradient on its own batch of data. This “vanilla” data parallelism works only if each GPU can store the entire training state. ZeRO-3 (Rajbhandari et al., 2020) is a variant of data parallelism that evenly shards the training state across GPUs. This allows for larger models to be trained by reducing the training state stored per GPU by a factor of N , albeit at the cost of 50% more communication. Fully sharded data parallelism (FSDP) (Zhao et al., 2023) is an efficient implementation of ZeRO-3 in PyTorch (Li et al., 2020).

Model Parallelism partitions a model across GPUs, with each GPU storing only the training state for its assigned shard, enabling the training of models larger than a single GPU’s memory. Pipeline parallelism (Huang et al., 2019; Narayanan et al., 2019a) divides the model into stages of consecutive layers, passing activations and gradients between stages. It parallelizes compute by processing micro-batches in a pipeline across these stages. Tensor parallelism (Shoeybi et al., 2019; Shazeer et al., 2018) is another form of model parallelism that distributes inputs, computation, and parameters for each layer evenly across GPUs, with all-to-all communication reassembling outputs between layers.

1.3 Heterogeneous GPU Clusters

Many distributed training systems assume a homogeneous GPU cluster, dividing compute and memory demands equally. However, most organizations lack large homogeneous clusters due to frequent GPU release cycles, high upgrade costs, GPU shortages, and limited cloud availability (Miao et al., 2021; Woodie, 2023; Subramanya et al., 2023; Strati et al., 2024). As a result, organizations often rely on clusters with GPUs from different generations, which offer substantial compute power in aggregate. Thus, training on heterogeneous clusters has gained attention as it allows organizations to leverage all available GPU resources for training (Park et al., 2020; Um et al., 2024; Jia et al., 2022; Zhang et al., 2024b; Yan et al., 2024).

1.4 Heterogeneous Training

Existing systems for training typically assume a cluster of homogeneous GPUs and split the workload evenly across

GPUs. This strategy is susceptible to underutilizing GPU resources on a heterogeneous cluster since faster GPUs will be idle while waiting to synchronize with slower GPUs.

Systems like Whale (Jia et al., 2022; Moreno-Alvarez et al., 2020) propose to mitigate bottlenecks in data parallelism by assigning uneven batch sizes to GPUs based on their relative compute speed. However, a GPU with a high compute-to-memory ratio may not have enough memory to fully utilize its compute without running out of memory.

In pipeline parallelism (Narayanan et al., 2019a; Park et al., 2020), balancing compute latency across stages is crucial, as the slowest stage bottlenecks the pipeline. In homogeneous clusters, dividing the layers evenly across stages is effective since transformer layers are typically identical (Narayanan et al., 2021a). In heterogeneous clusters, layers can be partitioned based on the relative compute speed of the GPUs.

However, achieving an efficient partition that balances compute may not be possible, as the fastest GPUs may lack sufficient memory to handle the layers required to maximize their compute potential, while slower GPUs might fully utilize their compute capacity but leave a significant portion of their memory underutilized. HAP (Zhang et al., 2024b) distributes workloads unevenly in data and tensor parallelism to align with GPU compute capacities, though it still assumes faster GPUs have more memory. Additionally, tensor parallelism requires high-bandwidth GPU interconnects for efficiency, which are unlikely to be available in heterogeneous clusters with lower-end GPUs. Metis (Um et al., 2024) and FlashFlex (Yan et al., 2024) integrate heterogeneous data, pipeline, and tensor (3D) parallelism, offering greater flexibility for heterogeneous training configurations but inherit the limitations of each parallelism type.

In existing data and model parallelism approaches, compute and memory allocation are tightly coupled, which becomes problematic in heterogeneous clusters since a GPU’s memory capacity does not always match its compute speed (Fig. 2). This mismatch often prevents effective compute balancing, due to memory limitations. Cephalo solves these problems by independently balancing compute and memory during training in heterogeneous GPU clusters. Cephalo targets the training of medium sized models, such as Llama and Phi, which offer competitive performance comparable to larger models (Abdin et al., 2024; Schick & Schütze, 2020; Zhang et al., 2024a). These models are feasible to train on moderately sized heterogeneous clusters, making them attractive options for organizations that seek high-performance models without large, high-end homogeneous GPU clusters.

2 CEPHALO DESIGN

Cephalo is designed to maximize training throughput by effectively balancing computational and memory loads across heterogeneous GPUs, ensuring full utilization of the aggregate resources available in the cluster.

Cephalo is built on top of FSDP (Zhao et al., 2023), which divides the training state and computation evenly across each GPU. To balance compute, Cephalo assigns a batch size to each GPU proportional to its compute speed. To balance memory utilization, Cephalo partitions the training state and decides on configurations for gradient accumulation, activation checkpointing, and activation offloading according to the relative memory capacities of each GPU. Given a model and target cluster, Cephalo profiles the model to build performance models predicting computation time, memory usage, and communication time across configurations. The optimizer then leverages these models to configure batch size, training state shard, and gradient accumulation for each GPU to maximize training throughput. Figure 3 illustrates Cephalo’s architecture.

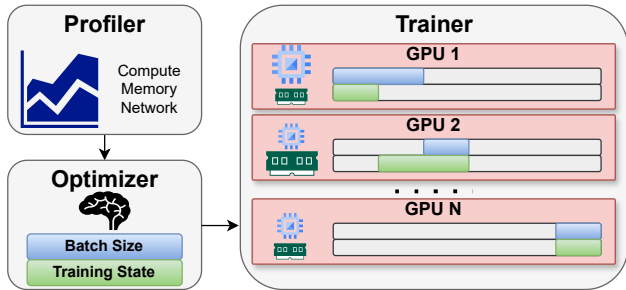


Figure 3. Architecture of Cephalo.

2.1 Division of Compute and Training State

A key feature of Cephalo is its ability to decouple the distribution of compute and memory loads across GPUs, essential for optimizing performance in heterogeneous clusters where GPU memory capacity does not necessarily scale with compute power. Cephalo efficiently allocates compute and training state across GPUs, leveraging the combined compute and memory resources of the cluster. We describe the mechanisms Cephalo uses for this division next.

Compute Partitioning. Given a global batch size B , Cephalo partitions the workload across GPUs by assigning each GPU i a local batch size b_i such that $\sum_i b_i = B$. To minimize iteration times, Cephalo balances b_i to reduce the maximum runtime on any GPU. To maintain equivalency with standard training, each GPU adjusts its local gradient

by $N \cdot b_i / B$, resulting in a final gradient of:

$$\nabla = \frac{1}{N} \sum_{i=1}^N \left(\frac{N \cdot b_i}{B} \right) \frac{1}{b_i} \sum_{j=1}^{b_i} \nabla_{ij} = \frac{1}{B} \sum_{i=1}^N \sum_{j=1}^{b_i} \nabla_{ij}, \quad (1)$$

where ∇_{ij} is the gradient on the j -th data input of GPU i .

Training State Partitioning. The training state includes model parameters, gradients, and optimizer states, which consume significant memory during training. In FSDP, this state is evenly divided across GPUs, with each of the N GPUs managing $1/N$ of the parameters and corresponding optimizer state throughout training. Model parameters are grouped into FSDP units, where compute and communication are managed collectively. During forward and backward passes, an *AllGather* collective operation assembles the full parameter set on each GPU, and afterward, parameters are resharded to ensure only one unit is materialized in memory at any time. After each unit’s backward pass, a *ReduceScatter* collective averages gradients and sends them to the GPU responsible for those parameters. Instead of a fixed partition, Cephalo assigns each GPU i a training state ratio r_i such that $\sum r_i = 1$, allowing fine-grained memory control for each GPU independent of compute distribution.

2.2 Managing Memory for Compute

Beyond storing training state, significant GPU memory is needed for computation and storing intermediate activations. We employ gradient accumulation (Narayanan et al., 2019a; Lamy-Poirier, 2021) to enable training with larger effective batch sizes while reducing memory usage. Instead of computing gradients for the full batch size b at once, we split b into smaller microbatches of size m and accumulate gradients over ℓ microbatches, where $b = \ell \cdot m$. This approach allows each GPU to process an effective batch size of b while reducing memory demands by managing smaller microbatches. In Cephalo we develop an optimized implementation of gradient accumulation for FSDP, and configure it to control the amount of memory used for computation.

Layered Gradient Accumulation. Traditional gradient accumulation in FSDP performs the full forward and backward pass for each microbatch sequentially. This necessitates ℓ times more *AllGather* collectives due to the need to gather sharded parameters for each microbatch. To mitigate this overhead, we implement *layered* gradient accumulation (Lamy-Poirier, 2021), which processes *all* microbatches for a given layer before moving to the next. Sequentially processing all microbatches allows us to gather layer parameters only once for all microbatches per pass.

Figure 4 illustrates the difference between gradient accumulation in FSDP and Cephalo. Our implementation calls *AllGather* to prefetch the next FSDP unit while the current one is executing. This communication is overlapped with all

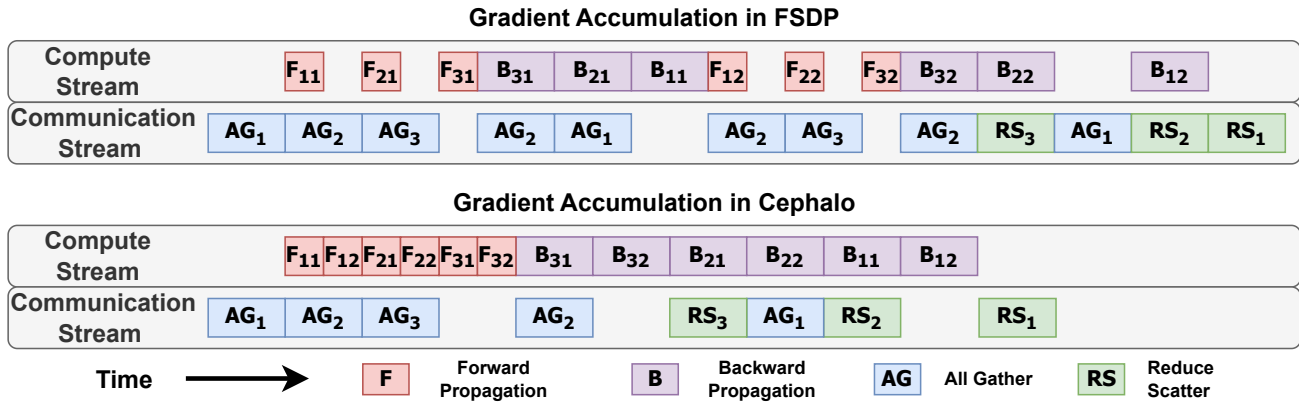


Figure 4. Gradient accumulation in FSDP (top) vs Cephalo (bottom). The diagram illustrates gradient accumulation over 2 microbatches on a model consisting of 3 FSDP units. F_{ij} and B_{ij} are the forwards and backwards passes of the i th FSDP unit on the j th microbatch. AG_i and RS_i are the AllGather and ReduceScatter collectives for the i th FSDP unit.

executing microbatches of the current FSDP unit, effectively hiding the communication overhead even when networking is slow relative to compute. Gradient accumulation can add minor runtime overhead as smaller microbatches may not fully utilize GPU cores, introducing a tradeoff between memory savings and compute efficiency. Unlike previous systems, Cephalo automatically optimizes gradient accumulation with compute and training state partitioning (described in Section 2.4), balancing this tradeoff effectively.

Activation Checkpointing and Offloading. While layered gradient accumulation reduces communication overhead, it introduces significant memory overhead compared to traditional gradient accumulation. This is because activations must be stored for all microbatches of a layer until the backward pass, whereas traditional gradient accumulation only maintains activations for a single microbatch. For some models, this additional activation storage can exceed the memory savings gained from smaller batch sizes.

Cephalo addresses memory overhead in layered gradient accumulation with a combination of activation checkpointing and offloading. Activation checkpointing saves activations only at layer boundaries during the forward pass (Narayanan et al., 2019b; Shoeybi et al., 2019), allowing intermediate activations to be recomputed in the backward pass, which significantly reduces memory usage. However, even storing boundary activations adds overhead. To mitigate this, Cephalo uses activation offloading to move boundary activations to CPU memory until needed in the backward pass. PyTorch’s default activation offloading was too slow due to synchronous CPU-GPU transfer, which blocked GPU computation. Consequently, we developed an optimized asynchronous offloading method that transfers activations between GPU and CPU while computations continue, eliminating memory overhead in layered gradient accumulation

with minimal latency. Section 3.3 details this offloading strategy and additional optimizations that were necessary to run layered accumulation efficiently with FSDP.

2.3 Performance Modeling

The profiler runs training iterations on small batch sizes in the target cluster to build predictive models for compute latency and memory usage based on batch size. We use linear models, as they are simple, require minimal profiling to fit, and accurately predict both metrics. We profile communication latency for collectives with an evenly sharded training state and apply a conservative model to adjust for latency when the state is unevenly sharded. The optimizer then uses these models to find a configuration that maximizes throughput while respecting each GPU’s memory capacity.

Compute Latency Model. In the left plot of Figure 5, we profile the compute latency of a single transformer layer as the batch size increases. For small batch sizes, the latency increases sublinearly as the batch size is not large enough to fully utilize the compute on the GPU. As the GPU compute is saturated for larger batch sizes, there is a strong linear relationship. We model latency by using the profiled data for smaller batches to capture non-linearities, then extrapolate linearly for larger batches. Profiling a single layer reduces time and resources, and since transformer layers are typically identical, we can extrapolate the entire model’s latency from a single layer’s profile.

Let $T_f(m)$ and $T_b(m)$ be the latency models for forwards and backwards compute as a function of the microbatch size m . We linearly scale the latency of a single microbatch by the number of microbatches ℓ to derive the total forwards $T_f(m, \ell)$ and backwards $T_b(m, \ell)$ compute latencies.

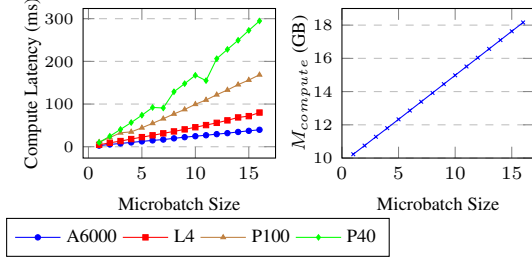


Figure 5. Training latency and memory allocated for compute as the microbatch size increases for Bert-Large.

Memory Utilization Model. During training, GPU memory utilization includes memory for the training state, M_{state} , and computation, $M_{compute}$, resulting in a total memory usage of $M = M_{state} + M_{compute}$. M_{state} is derived from the parameters in a GPU’s model shard $|P|$. We assume standard full-precision training with the Adam optimizer, where each parameter requires 4 bytes for the parameter, 4 bytes for its gradient, and 8 bytes for the first and second gradient moments. Thus, the total memory needed for the training state is $M_{state} = 16 \cdot |P|$. $M_{compute}$ encompasses memory for executing GPU kernels, storing activations, and other framework state. In the right plot of Figure 5, we plot $M_{compute}$ against batch size by subtracting M_{state} from the total memory usage, showing a strong linear relationship. We profile $M_{compute}$ for small batch sizes to fit a linear model based on microbatch size. The linear increase is due to the need to run kernels and store activations for larger batch sizes. Notably, $M_{compute}$ is unaffected by the number of microbatches, as activations are checkpointed and offloaded after computation in Cephalo.

Communication Latency. FSDP uses NCCL (NVIDIA, 2024) for inter-GPU communication, using *AllGather* to collect parameters and *ReduceScatter* to average gradients. With even training state sharding, inputs to NCCL collectives are equal in size; however, uneven sharding introduces variable input sizes. Cephalo employs generalized collective implementations which handle uneven inputs but incur overhead from extra GPU memory copies (Zhao et al., 2023). In practice, the overhead from uneven input sizes remained within 15% of even sharding, shown in Supplementary Material Section C. Therefore, we profile collective latency with even inputs and assume a conservative 15% overhead for uneven sharding. Since transformer layers are identical, profiling is needed only for a single layer.

2.4 Optimizer

Given a model, cluster of N GPU machines, and a target batch size B to train with, the optimizer decides how to divide the computation, training state, and configure gradient accumulation to maximize training throughput. Next, we de-

scribe how the optimizer formulates this as an optimization problem and solves it with dynamic programming.

Optimization Formulation. We maximize training throughput by minimizing the latency for one iteration of training. Under the typical assumption that transformer layers are identical, this problem is equivalent to minimizing the forwards and backwards pass for a single transformer layer. We wrap each transformer layer as an FSDP unit (PyTorch, 2023), which efficiently overlaps communication during the forwards and backwards pass. The forwards pass runs in

$$T_f = \max(\max_i(T_f^{g_i}(m_i, \ell_i)), AG), \quad (2)$$

Symbol	Description
N, B	Number of layers and GPUs
m_i, ℓ_i, g_i	Microbatch size and number of microbatches for i th GPU g_i
$M(m)$	Compute memory for microbatch size m
$M_{cap}^{g_i}$	Memory capacity of g_i
$T_f^{g_i}(m, \ell)$	Forwards latency of g_i for ℓ microbatches of size m
$T_b^{g_i}(m, \ell)$	Backwards latency of g_i for ℓ microbatches of size m
AG, RG	<i>AllGather</i> and <i>ReduceScatter</i> latency
M_{state}^{es}	Memory required to store an even training state share

Table 1. Notation and Definitions

where variables are defined in Table 1. The forwards pass waits on the slowest GPU to finish its computation, as well as the *AllGather* that is running concurrently to fetch the next FSDP unit. Similarly, the backwards pass will take

$$T_b = \max(\max_i(T_b^{g_i}(m_i, \ell_i)), RS + AG), \quad (3)$$

where a *ReduceScatter* is required to average the gradient. The training state must be unevenly sharded if, for any GPU, its combined compute memory and the evenly distributed training state memory exceeds its memory capacity. Then, the goal is to minimize the layer latency $T_f + T_b$ subject to the constraints: (I) Batch size: $B = \sum_i b_i = m_i \cdot \ell_i, \ell_i \in \mathbb{Z}_{>0}$ (II) Individual memory: $M(m_i) \leq M_{cap}^{g_i}, \forall i$ (III) Aggregate memory: $M_{state} + \sum_i M(m_i) \leq \sum_i M_{cap}^{g_i}$. The second constraint specifies that the memory used for compute cannot exceed the memory capacity of the GPU. The last constraint specifies that the aggregate GPU memory in the cluster is at least as much as the sum of the memory required to store the complete training state and perform computation on each GPU. Under these conditions, Cephalo is able to train the model without running out of memory.

Dynamic Programming Solution. We solve the optimization problem using dynamic programming. Let $D(i, j, k)$ be the minimum achievable runtime for the first i GPUs to process a total batch size of j and total microbatch size of k . That is, the sum of the batch sizes on the first i GPUs is j , and the sum of their microbatch sizes is k . Suppose that the optimal solution assigns ℓ microbatches of size m (batch size of $\ell \cdot m$) to the i th GPU. Then the optimal solution

can be constructed by combining this assignment with the solution to $D(i-1, j-\ell \cdot m, k-m)$. Thus, by this optimal subproblem property, we can compute $D(i, j, k)$ as

$$D(i, j, k) = \min_{m, \ell} \max(D(i-1, j-\ell \cdot m, k-m), T_{i, \ell, m}), \quad (4)$$

where $\ell \cdot m \leq j, m \leq k, M(m) \leq M_{cap}^{g_i}$ and $T_{i, \ell, m}$ is the runtime of forwards and backwards for ℓ microbatches of size m on the i th GPU using Eqs. 2 and 3.

From our memory model, we can compute the aggregate memory utilization using the sum of the microbatch sizes, k . Hence, the last dimension in the recurrence represents the aggregate memory utilization. This dimension is needed in the recurrence to ensure constraint (III) is satisfied. The minimum latency is $\min_k D(N, B, k)$ over all k meeting the memory constraint. We then backtrack to find the batch and microbatch sizes that achieve this throughput. Pseudocode is in Supplementary Material Section A.1, with experiments validating the model’s accuracy in Section A.3.

Training State Partition. After determining the compute partitioning, the optimizer allocates training state to minimize the maximum memory utilization across GPUs, balancing each GPU’s memory consumption relative to its capacity. This prevents out-of-memory issues and reduces memory allocation overheads when memory utilization approaches capacity. This allocation is computed using a greedy algorithm, assigning training state iteratively to the GPU with the lowest memory utilization until fully distributed.

Complexity Analysis. The optimizer runtime is dominated by the dynamic programming algorithm which runs in $O(N \cdot B^3 \cdot \log B)$, where N is the GPU count and B the global batch size. This arises from $O(N \cdot B^2)$ states, each requiring $O(B \cdot \log B)$ to compute. The greedy algorithm for training state partitioning runs in $O(N^2)$.

3 IMPLEMENTATION

Cephalo is implemented on top of FSDP in PyTorch and consists of a profiler, optimizer and model trainer (Fig. 3). This section details Cephalo’s implementation and optimizations.

3.1 Profiler

The profiler performs lightweight profiling to model compute latency, memory usage, and communication latency. It profiles a few training iterations for each batch size from 1 to B , fitting linear models for compute latency and memory usage. In practice, $B = 8$ suffices for accuracy. The profiler also measures *AllGather* and *ReduceScatter* latencies.

3.2 Optimizer

The optimizer uses models built by the profiler to configure Cephalo for maximum training throughput (Section 2.4). It determines each GPU’s microbatch size, number of microbatches, and assigned portion of the global batch size and training state. To avoid memory allocation bottlenecks as usage nears capacity, the optimizer caps GPU memory usage at 80%. It runs within 20 minutes for all workloads, which is negligible relative to the GPU-years required to train these models (Touvron et al., 2023). Supplementary Material Section A.2 details the optimization time breakdown.

3.3 Trainer

Compute and Training State Division. The *trainer* trains the model using the batch size and training state assignments set by the optimizer. Each process’s data loader is configured to load its assigned batch size. Cephalo’s training logic is compatible with any sequential model defined in PyTorch. This applies to transformer models, which are typically structured as a sequence of identical layers.

Uneven Parameter Sharding. Implementing uneven parameter sharding required modifying FSDP’s *shard* and *unshard* operations to follow the training state divisions configured by the optimizer. The gradient synchronization logic in the backward pass was also updated to average gradients according to this training state division.

When the training state is unevenly sharded, Cephalo uses generalized *AllGather* and *ReduceScatter* implementations to handle uneven input sizes. We observed uneven sharding incurs up to a 15% runtime overhead, but does not have a strong correlation with the skew in shard sizes. Therefore, we apply a greedy strategy to minimize uneven sharding across FSDP units. For instance, if two identical FSDP units are split across two GPUs in a 3:1 ratio, we would shard one unit evenly (1:1) and the other as 1:0, incurring uneven sharding overhead for only one unit.

Layered Gradient Accumulation. The trainer implements a training loop for layered gradient accumulation, splitting each batch into microbatches and processing them one at a time through each FSDP unit. For both forward and backward passes, it runs all microbatches on one FSDP unit before moving to the next. This order differs from FSDP’s assumed layer-wise sequential execution, which it uses to overlap communication with computation. Consequently, several changes were needed in FSDP to avoid unnecessary communication and support communication-computation overlap with this new order of execution.

FSDP reshards parameters after each forward pass, assuming the next unit runs next and the current is no longer needed. However, in gradient accumulation, the same unit

runs all microbatches before moving to the next. We modified FSDP to reshard parameters only after all microbatches are processed, avoiding unnecessary *AllGather* operations. To maintain communication-computation overlap, we updated the prefetching logic to align with the layered gradient accumulation order and scheduled unsharding logic on a separate GPU stream to avoid blocking the next microbatch’s backward computation. Finally, we adjusted post-backward logic to accumulate gradients across microbatches and reset the execution state only after all microbatches are processed.

We observed severe memory fragmentation from PyTorch scheduling multiple microbatches simultaneously, leading to out-of-memory errors even below 50% memory usage. We avoid this fragmentation by synchronizing the GPU’s compute stream to process one microbatch at a time.

Lastly, layered gradient accumulation raises memory overhead by requiring activations to be held until all microbatches are processed. We avoid this overhead by checkpointing and asynchronously offloading activations and gradients to CPU memory when unused. Supplementary Material (Section B) provides more details. In Section 4.4, we show that our optimized layered gradient accumulation with checkpointing and offloading is essential for performance.

4 PERFORMANCE EVALUATION

We evaluate the performance of Cephalo compared to state-of-the-art training methods on 9 popular transformer models across 2 heterogeneous GPU clusters. End-to-end results are presented in Section 4.2, and larger-scale experiments in Section 4.3. Sections 4.4 and 4.5 analyze how Cephalo’s design components impact performance. Section 4.6 presents training configurations generated by Cephalo.

4.1 Experimental Setup

We evaluate popular transformer models used for text classification (TC), text generation (TG), and image classification (IC) following the training setup from (PyTorch, 2023). Activations are checkpointed after each transformer layer and models are trained in full precision with the Adam optimizer, using a sequence length of 512 for language modeling. Table 2 provides further details on the models.

Clusters. We evaluated Cephalo on environments representative of typical heterogeneous GPU clusters used by ML practitioners. Cluster A was assembled with four types of GPUs acquired over several years. Cluster B is a mix of higher- and lower-end GPU VMs on AWS, selected to reflect the typical quantities available for reservation.

- Cluster A: 2 machines (8 GPUs), connected via a 50 Gbps link. One contains 2×L4, 1×A6000, and 1×P40; the other contains 2×P40 and 2×P100.

- Cluster B: 8 VMs (64 GPUs), equipped with 100 Gbps bandwidth. 2×g5.48xlarge (8×A10G), 2×p3.16xlarge (8×V100-16GB), and 4×g4dn.metal (8×T4) VMs.

A summary of GPU specifications appear in Table 3.

Baselines. We compare against representative state-of-the-art techniques for training on heterogeneous GPU clusters:

- Megatron-Het (Narayanan et al., 2021b): Employs pipeline parallelism across nodes and data/tensor parallelism within nodes. We adapted it for heterogeneous training by partitioning the model proportionally to each node’s compute capacity.
- FlashFlex (Yan et al., 2024): Combines ZeRO-2 data (Rajbhandari et al., 2020) (optimizer state and gradient sharding), tensor, and pipeline parallelism. An optimizer balances memory and compute across GPUs.

Whale (Jia et al., 2022), HAP (Zhang et al., 2024b), and baseline FSDP, which ran out of memory on most workloads, are compared in Supplementary Material Section D.

Table 2. Model Statistics

Task	Model	Layers	Embd. Size	Attn. Heads	Parameters
IC	ViT-G (Zhai et al., 2022)	48	1664	16	1.8B
IC	ViT-e (Chen et al., 2022)	56	1792	16	3.9B
TC	BERT-Large (Devlin et al., 2018)	24	1024	16	0.4B
TC	BERT-XLarge (Devlin et al., 2018)	36	1536	24	1.2B
TG	GPT 2.7B (Brown et al., 2020)	32	2560	80	2.7B
TG	GPT 6.7B (Brown et al., 2020)	32	4096	128	6.7B
TG	Tiny Llama (Zhang et al., 2024a)	22	2048	32	1.1B
TG	Llama 3B (Geng & Liu, 2023)	26	3200	32	3.5B
TG	Llama 7B (Touvron et al., 2023)	32	4096	32	6.7B

Table 3. GPU Specifications

Cluster	GPU	Generation	Memory	TFlops (FP32)
A	P40	Pascal	24 GB	11.8
	P100	Pascal	12 GB	9.3
	A6000	Ampere	48 GB	38.7
	L4	Ada	24 GB	30.3
B	V100	Volta	16 GB	14.1
	T4	Turing	15 GB	8.1
	A10G	Ampere	24 GB	31.2

4.2 Training Throughput

We evaluated Cephalo’s end-to-end training throughput against baselines, measuring throughput as samples processed per second (images for image classification models, sequences for language models). Experiments on Cluster A included models up to 3.9 billion parameters with global batch sizes of 128 and 256. Cluster A is highly heterogeneous, with four GPU types varying substantially in compute and memory. Baselines do not auto-configure pipeline parallelism, so we tested various microbatch sizes (powers of 2), with the best results reported in Table 4. Cephalo consistently achieved significantly higher throughput without

Table 4. Throughput comparison of different models and batch sizes on 8-GPU Cluster A. *OOM* denotes Out-of-Memory.

System	ViT-G		ViT-e		Bert-Large		Bert-XLarge		GPT 1.3B		GPT 2.7B		Tiny Llama		Llama 3B	
	128	256	128	256	128	256	128	256	128	256	128	256	128	256	128	256
Megatron-Het	3.41	0.79	<i>OOM</i>	<i>OOM</i>	19.77	20.57	6.40	6.80	4.18	4.35	1.82	1.82	7.93	8.63	<i>OOM</i>	<i>OOM</i>
FlashFlex	2.88	2.97	1.38	1.4	25.64	28.90	8.63	9.06	5.81	5.83	2.79	2.83	8.67	8.75	1.91	1.83
Cephalo	6.38	6.41	3.02	3.23	33.56	33.69	11.47	11.72	6.83	7.09	4.57	4.67	12.58	12.91	4.51	4.85

Table 5. Throughput comparison on 64-GPU Cluster B.

System	ViT-e		GPT 6.7B		Llama 7B	
	512	1024	512	1024	512	1024
Megatron-Het	12.06	12.12	3.59	1.71	5.53	1.65
FlashFlex	12.84	13.37	4.78	4.99	5.42	5.47
Cephalo	20.37	26.08	11.62	17.04	13.12	17.74

out-of-memory (*OOM*) errors across all models and batch sizes.

Comparison to Megatron-Het. Megatron uses four pipelines of two GPUs each across the two nodes. However, each pipeline must be partitioned identically, despite the mixed GPU types on each node. This results in different GPUs being assigned the same stage across pipelines, causing compute bottlenecks due to the slower P40 GPUs, which underutilizes faster L4 and A6000 GPUs, reducing throughput. For larger models (GPT 2.7B and Llama 3B), Megatron applies tensor parallelism within each node, further decreasing throughput due to high communication overhead. Megatron is optimized for clusters with fast interconnects like NVSwitch, which Cluster A and most AWS VMs do not have (except mostly unavailable A100 and H100 VMs).

Comparison to FlashFlex. Like Cephalo, FlashFlex trains larger batch sizes with a reduced memory footprint by using smaller microbatches and gradient accumulation. However, smaller microbatches may not fully utilize GPU compute, and frequent gradient accumulation reduces pipeline parallelism efficiency. Cephalo automatically optimizes the microbatch size and gradient accumulation configuration, whereas FlashFlex requires manual tuning. Additionally, Cephalo’s layered gradient accumulation implementation does not incur extra communication overhead. FlashFlex, like Megatron-Het, relies on communication-heavy tensor parallelism for larger models. These factors enable Cephalo to achieve significantly higher throughput across all configurations.

4.3 Larger Cluster Experiments

We evaluated Cephalo’s scalability on the larger Cluster B featuring 64 GPUs (16 V100s, 16 A10Gs, and 32 T4s) using ViT-e, GPT-6.7B, and Llama-7B models with batch sizes of 512 and 1024. Cephalo consistently delivered 2-10× higher throughput than other systems.

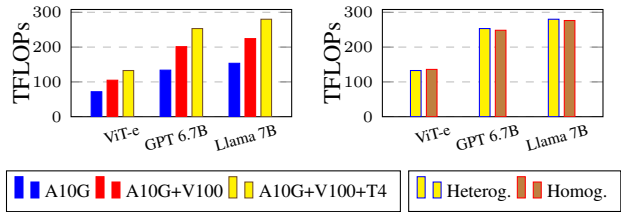


Figure 6. Left: Throughput (TFLOPs) with different heterogeneous cluster configurations. Right: Throughput (TFLOPs) on Cluster B vs. a homogeneous cluster of 32×A10G GPUs.

At a batch size of 512, Megatron uses ZeRO-2 data parallelism within each node. Since it does not shard the model parameters like Cephalo, Megatron needs to configure pipeline parallelism with a smaller microbatch size and a suboptimal model partitioning to avoid running out of memory. It is unable to fully utilize compute on the V100 GPUs since it has similar memory to the T4 despite being significantly faster. At a batch size of 1024, Megatron uses tensor parallelism to manage memory. However, this reduces throughput for GPT 6.7B and Llama 7B, as V100 GPUs’ NVLink lacks all-to-all connectivity and is not fast enough to offset the communication overhead of tensor parallelism.

FlashFlex is able to more flexibly parallelize training, supporting a different degree of tensor parallelism per pipeline stage and a different number of GPUs for each pipeline. This enables faster training at a batch size of 1024 when memory pressure is larger. However, it still relies on tensor parallelism (albeit less than Megatron) and partitions layers into pipeline stages according to memory, rather than compute, to avoid running out of memory. This partitioning assigns the T4s a similar workload as the V100s, despite being slower, resulting in a performance bottleneck.

In contrast, Cephalo leverages FSDP to shard training state, reducing memory requirements and enabling training at a batch size of 1024 without tensor parallelism. Additionally, independent partitioning of training state from compute allows Cephalo to fully utilize each GPU by assigning batch sizes proportional to its compute capacity.

Scaling Heterogeneous GPUs. In the left plot of Figure 6, we compare the training throughput (in TFLOPs) of Cephalo as we scale from using only the fastest A10G GPUs in Cluster B, to using the A10G and V100 GPUs, to finally using all GPUs. The training throughput almost doubles when

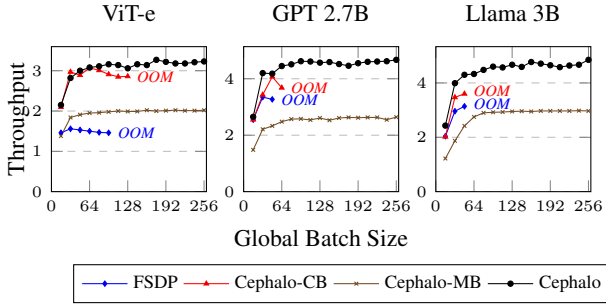


Figure 7. Throughput comparison at different batch sizes for Cephalo with, and without, compute and memory balancing.

comparing only using A10G to utilizing all the heterogeneous GPUs in the cluster. Cephalo is able to achieve a significant improvement in training throughput by utilizing all of the (heterogeneous) GPUs available on the cluster.

Comparison to Homogeneous Training. In the right plot of Figure 6, we compare Cephalo’s training TFLOPs on Cluster B to a homogeneous cluster of $32 \times A10G$ s with similar peak TFLOPs (984 vs. 998). Despite Cluster B’s mix of lower-memory lower-compute GPUs, Cephalo is able to achieve comparable TFLOPs to the homogeneous cluster, demonstrating effective utilization of heterogeneous GPUs.

4.4 Ablation Study

We conducted an ablation study to assess the individual and joint contributions of compute and memory balancing to Cephalo’s performance. We compared Cephalo’s training throughput with two variants: compute balancing only (Cephalo-CB) and memory balancing only (Cephalo-MB), alongside baseline FSDP. Experiments were run on Cluster A with ViT-e, GPT-2.7B, and Llama-3B, scaling batch sizes to 256, as shown in Figure 7. Cephalo-CB improves throughput over FSDP by balancing compute but encounters out-of-memory (OOM) issues beyond a batch size of 100 for all models, with throughput declining as it nears max memory capacity. Cephalo-MB prevents OOM by balancing memory with uneven training state partitioning and using gradient accumulation with a microbatch size of 1. However, its throughput is lower than FSDP’s, as gradient accumulation with such a small microbatch size fails to fully utilize GPU compute, underscoring the need for prudently configuring gradient accumulation. Cephalo overcomes Cephalo-CB and Cephalo-MB limitations by jointly balancing compute, memory, and gradient accumulation, essential for high throughput on heterogeneous GPU clusters. It achieves the highest training throughput across all batch sizes and sustains high throughput up to a batch size of 256 without running OOM.

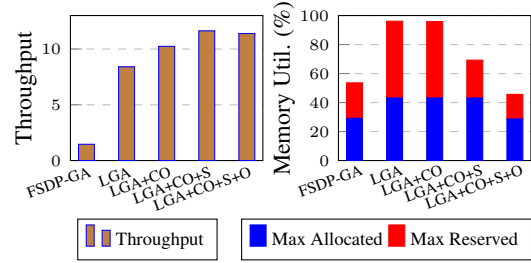


Figure 8. Speedup and memory reduction from our gradient accumulation optimizations (LGA+CO+S+O) on GPT 6.7B.

4.5 Gradient Accumulation Optimizations

In Figure 8, we investigate the throughput and memory improvements obtained from Cephalo’s gradient accumulation optimizations. Starting from the existing gradient accumulation in FSDP (FSDP-GA), we introduce layered gradient accumulation (LGA), then add communication overlap with computation (CO), compute synchronization (S), and activation offloading (O). We train the GPT 6.7B model with a batch size of 256 (16 microbatches of size 1 per GPU). A homogeneous cluster of $16 \times V100$ GPUs is used to isolate from the effects of heterogeneous GPUs.

While FSDP-GA encounters communication bottlenecks, LGA achieves a $6 \times$ speedup by minimizing communication overhead and increases throughput by 22% through full communication overlap with gradient accumulation. Additionally, compute synchronization and activation offloading eliminate memory overhead and fragmentation, boosting throughput by an extra 11%. The final implementation with all optimizations (LGA+CO+S+O) delivers a $7.8 \times$ speedup over FSDP-GA while reducing memory usage.

4.6 Optimized Training Configurations




Figure 9. Optimized training configuration for ViT-G & Llama 3B.

In Figure 9, we show Cephalo’s optimized configurations for

ViT-G and Llama 3B on Cluster A with batch size 256. The A6000 GPU, being faster and having more memory than the L4s, P100s, and P40s, is assigned the largest portion of the training state and compute. The L4s, with about half the compute and memory of the A6000, receive roughly half the batch size and training state. P100s and P40s are assigned smaller batch sizes, with the P40 handling a larger training state due to its greater memory capacity.

5 CONCLUSION

Cephalo is the first system that jointly resolves imbalances in compute and memory across GPUs when training on a heterogeneous cluster. It decouples compute and memory requirements for each GPU through uneven compute division, parameter sharding, and gradient accumulation. Cephalo models compute, memory, and communication holistically and uses an optimizer to optimally allocate training state, batch size, and gradient accumulation across GPUs. Evaluations on multiple clusters show that Cephalo achieves significantly higher training throughput while supporting larger models and batch sizes than existing systems.

REFERENCES

- Abdin, M., Jacobs, S. A., Awan, A. A., Aneja, J., Awadallah, A., Awadalla, H., Bach, N., Bahree, A., Bakhtiari, A., Behl, H., et al. Phi-3 technical report: A highly capable language model locally on your phone. *arXiv preprint arXiv:2404.14219*, 2024.
- Brown, T., Mann, B., Ryder, N., Subbiah, M., Kaplan, J. D., Dhariwal, P., Neelakantan, A., Shyam, P., Sastry, G., Askell, A., et al. Language models are few-shot learners. *Advances in neural information processing systems*, 33: 1877–1901, 2020.
- Chen, X., Wang, X., Changpinyo, S., Piergiovanni, A., Padlewski, P., Salz, D., Goodman, S., Grycner, A., Mustafa, B., Beyer, L., et al. Pali: A jointly-scaled multilingual language-image model. *arXiv preprint arXiv:2209.06794*, 2022.
- Devlin, J., Chang, M.-W., Lee, K., and Toutanova, K. Bert: Pre-training of deep bidirectional transformers for language understanding. *arXiv preprint arXiv:1810.04805*, 2018.
- Dosovitskiy, A., Beyer, L., Kolesnikov, A., Weissenborn, D., Zhai, X., Unterthiner, T., Dehghani, M., Minderer, M., Heigold, G., Gelly, S., Uszkoreit, J., and Houshy, N. An image is worth 16x16 words: Transformers for image recognition at scale. In *International Conference on Learning Representations*, 2021. URL <https://openreview.net/forum?id=YicbFdNTTy>.
- Geng, X. and Liu, H. Openllama: An open reproduction of llama, May 2023. URL https://github.com/openlm-research/open_llama.
- Huang, Y., Cheng, Y., Bapna, A., Firat, O., Chen, D., Chen, M., Lee, H., Ngiam, J., Le, Q. V., Wu, Y., et al. Gpipe: Efficient training of giant neural networks using pipeline parallelism. *Advances in neural information processing systems*, 32, 2019.
- Jia, X., Jiang, L., Wang, A., Xiao, W., Shi, Z., Zhang, J., Li, X., Chen, L., Li, Y., Zheng, Z., Liu, X., and Lin, W. Whale: Efficient giant model training over heterogeneous GPUs. In *2022 USENIX Annual Technical Conference (USENIX ATC 22)*, pp. 673–688, Carlsbad, CA, July 2022. USENIX Association. ISBN 978-1-939133-29-57. URL <https://www.usenix.org/conference/atc22/presentation/jia-xiyanan>.
- Kim, K., Lee, H., Oh, S., and Seo, E. Scale-train: A scalable dnn training framework for a heterogeneous gpu cloud. *IEEE Access*, 10:68468–68481, 2022.
- Kingma, D. P. and Ba, J. Adam: A method for stochastic optimization. In Bengio, Y. and LeCun, Y. (eds.), *3rd International Conference on Learning Representations, ICLR 2015, San Diego, CA, USA, May 7-9, 2015, Conference Track Proceedings*, 2015. URL <http://arxiv.org/abs/1412.6980>.
- Lamy-Poirier, J. Layered gradient accumulation and modular pipeline parallelism: fast and efficient training of large language models. *arXiv preprint arXiv:2106.02679*, 2021.
- Li, S., Zhao, Y., Varma, R., Salpekar, O., Noordhuis, P., Li, T., Paszke, A., Smith, J., Vaughan, B., Damania, P., et al. Pytorch distributed: Experiences on accelerating data parallel training. *arXiv preprint arXiv:2006.15704*, 2020.
- Miao, X., Nie, X., Shao, Y., Yang, Z., Jiang, J., Ma, L., and Cui, B. Heterogeneity-aware distributed machine learning training via partial reduce. In Li, G., Li, Z., Idreos, S., and Srivastava, D. (eds.), *SIGMOD '21: International Conference on Management of Data, Virtual Event, China, June 20-25, 2021*, pp. 2262–2270. ACM, 2021. doi: 10.1145/3448016.3452773. URL <https://doi.org/10.1145/3448016.3452773>.
- Miao, X., Wang, Y., Jiang, Y., Shi, C., Nie, X., Zhang, H., and Cui, B. Galvatron: Efficient transformer training over multiple gpus using automatic parallelism. *Proc. VLDB Endow.*, 16(3):470–479, nov 2022. ISSN 2150-8097. doi: 10.14778/3570690.3570697. URL <https://doi.org/10.14778/3570690.3570697>.

- Miao, X., Shi, Y., Yang, Z., Cui, B., and Jia, Z. Sdpipe: A semi-decentralized framework for heterogeneity-aware pipeline-parallel training. *Proceedings of the VLDB Endowment*, 16(9):2354–2363, 2023.
- Moreno-Alvarez, S., Haut, J. M., Paoletti, M. E., Rico-Gallego, J. A., Diaz-Martin, J. C., and Plaza, J. Training deep neural networks: a static load balancing approach. *The Journal of Supercomputing*, 76:9739–9754, 2020.
- Narayanan, D., Harlap, A., Phanishayee, A., Seshadri, V., Devanur, N. R., Ganger, G. R., Gibbons, P. B., and Zaharia, M. Pipedream: Generalized pipeline parallelism for dnn training. In *Proceedings of the 27th ACM Symposium on Operating Systems Principles*, pp. 1–15, 2019a.
- Narayanan, D., Harlap, A., Phanishayee, A., Seshadri, V., Devanur, N. R., Ganger, G. R., Gibbons, P. B., and Zaharia, M. Pipedream: Generalized pipeline parallelism for dnn training. In *Proceedings of the 27th ACM Symposium on Operating Systems Principles*, pp. 1–15, 2019b.
- Narayanan, D., Phanishayee, A., Shi, K., Chen, X., and Zaharia, M. Memory-efficient pipeline-parallel dnn training. In *International Conference on Machine Learning*, pp. 7937–7947. PMLR, 2021a.
- Narayanan, D., Shoeybi, M., Casper, J., LeGresley, P., Patwary, M., Korthikanti, V., Vainbrand, D., Kashinkunti, P., Bernauer, J., Catanzaro, B., et al. Efficient large-scale language model training on gpu clusters using megatron-lm. In *Proceedings of the International Conference for High Performance Computing, Networking, Storage and Analysis*, pp. 1–15, 2021b.
- NVIDIA. NCCL: NVIDIA Collective Communications Library. <https://developer.nvidia.com/nccl>, 2024.
- Park, J. H., Yun, G., Chang, M. Y., Nguyen, N. T., Lee, S., Choi, J., Noh, S. H., and Choi, Y.-r. {HetPipe}: Enabling large {DNN} training on (whimpy) heterogeneous {GPU} clusters through integration of pipelined model parallelism and data parallelism. In *2020 USENIX Annual Technical Conference (USENIX ATC 20)*, pp. 307–321, 2020.
- Pati, S., Aga, S., Islam, M., Jayasena, N., and Sinclair, M. D. Computation vs. communication scaling for future transformers on future hardware. *arXiv preprint arXiv:2302.02825*, 2023.
- PyTorch. Training a 1 trillion parameter model with pytorch fully sharded data parallel on aws. <https://shorturl.at/6Y4LT>, 2023. Accessed: 2024-01-30.
- Rajbhandari, S., Rasley, J., Ruwase, O., and He, Y. Zero: Memory optimizations toward training trillion parameter models. In *SC20: International Conference for High Performance Computing, Networking, Storage and Analysis*, pp. 1–16. IEEE, 2020.
- Schick, T. and Schütze, H. It’s not just size that matters: Small language models are also few-shot learners. *arXiv preprint arXiv:2009.07118*, 2020.
- Sergeev, A. and Del Balso, M. Horovod: fast and easy distributed deep learning in tensorflow. *arXiv preprint arXiv:1802.05799*, 2018.
- Shazeer, N., Cheng, Y., Parmar, N., Tran, D., Vaswani, A., Koanantakool, P., Hawkins, P., Lee, H., Hong, M., Young, C., et al. Mesh-tensorflow: Deep learning for supercomputers. *Advances in neural information processing systems*, 31, 2018.
- Shoeybi, M., Patwary, M., Puri, R., LeGresley, P., Casper, J., and Catanzaro, B. Megatron-lm: Training multi-billion parameter language models using model parallelism. *CoRR*, abs/1909.08053, 2019. URL <http://arxiv.org/abs/1909.08053>.
- Smith, S., Patwary, M., Norick, B., LeGresley, P., Rajbhandari, S., Casper, J., Liu, Z., Prabhumoye, S., Zerveas, G., Korthikanti, V., et al. Using deepspeed and megatron to train megatron-turing nlg 530b, a large-scale generative language model. *arXiv preprint arXiv:2201.11990*, 2022.
- Strati, F., Elvinger, P., Kerimoglu, T., and Klimovic, A. MI training with cloud gpu shortages: Is cross-region the answer? In *Proceedings of the 4th Workshop on Machine Learning and Systems*, EuroMLSys ’24, pp. 107–116, New York, NY, USA, 2024. Association for Computing Machinery. ISBN 9798400705410. doi: 10.1145/3642970.3655843. URL <https://doi.org/10.1145/3642970.3655843>.
- Subramanya, S., Arfeen, D., Lin, S., Qiao, A., Jia, Z., and Ganger, G. R. Sia: Heterogeneity-aware, goodput-optimized ml-cluster scheduling. In *Proceedings of the 29th Symposium on Operating Systems Principles*, pp. 642–657, 2023.
- Sun, F., Liu, J., Wu, J., Pei, C., Lin, X., Ou, W., and Jiang, P. Bert4rec: Sequential recommendation with bidirectional encoder representations from transformer. In *Proceedings of the 28th ACM international conference on information and knowledge management*, pp. 1441–1450, 2019.
- Touvron, H., Lavril, T., Izacard, G., Martinet, X., Lachaux, M.-A., Lacroix, T., Rozière, B., Goyal, N., Hambro, E., Azhar, F., et al. Llama: Open and efficient foundation language models. *arXiv preprint arXiv:2302.13971*, 2023.

- Um, T., Oh, B., Kang, M., Lee, W.-Y., Kim, G., Kim, D., Kim, Y., Muzzammil, M., and Jeon, M. Metis: Fast automatic distributed training on heterogeneous {GPUs}. In *2024 USENIX Annual Technical Conference (USENIX ATC 24)*, pp. 563–578, 2024.
- Vaswani, A., Shazeer, N., Parmar, N., Uszkoreit, J., Jones, L., Gomez, A. N., Kaiser, Ł., and Polosukhin, I. Attention is all you need. *Advances in neural information processing systems*, 30, 2017.
- Woodie, A. How aws plans to cope with genaai’s insatiable desire for compute. *Datanami*, Dec 2023. URL <https://shorturl.at/Gx69T>. Accessed: 2024-02-06.
- Yan, R., Jiang, Y., Tao, W., Nie, X., Cui, B., and Yuan, B. Flashflex: Accommodating large language model training over heterogeneous environment, 2024. URL <https://arxiv.org/abs/2409.01143>.
- Zhai, X., Kolesnikov, A., Houlsby, N., and Beyer, L. Scaling vision transformers. In *Proceedings of the IEEE/CVF conference on computer vision and pattern recognition*, pp. 12104–12113, 2022.
- Zhang, J., Zhao, Y., Saleh, M., and Liu, P. J. Pegasus: pre-training with extracted gap-sentences for abstractive summarization. In *Proceedings of the 37th International Conference on Machine Learning, ICML’20*. JMLR.org, 2020.
- Zhang, P., Zeng, G., Wang, T., and Lu, W. Tinyllama: An open-source small language model, 2024a.
- Zhang, S., Diao, L., Wu, C., Cao, Z., Wang, S., and Lin, W. HAP: SPMD DNN Training on Heterogeneous GPU Clusters with Automated Program Synthesis. In *Proceedings of the European Conference on Computer Systems (EuroSys ’24)*, pp. 18, New York, NY, USA, 2024b. ACM. doi: 10.1145/3627703.3629580. URL <https://doi.org/10.1145/3627703.3629580>.
- Zhao, Y., Gu, A., Varma, R., Luo, L., Huang, C.-C., Xu, M., Wright, L., Shojanazeri, H., Ott, M., Shleifer, S., et al. Pytorch fsdp: experiences on scaling fully sharded data parallel. *arXiv preprint arXiv:2304.11277*, 2023.

A SUPPLEMENTARY MATERIAL FOR OPTIMIZER

A.1 Dynamic Programming Algorithm

Algorithm 1 gives the pseudocode for the dynamic programming algorithm used by Cephalo’s optimizer to determine an optimal assignment of batch sizes, gradient accumulation, and training state to each GPU. Notation is defined in Table 6.

Symbol	Description
N, B	Number of layers and GPUs
m_i, ℓ_i, g_i	Microbatch size and number of microbatches for i th GPU g_i
$M(m)$	Compute memory for microbatch size m
$M_{cap}^{g_i}$	Memory capacity of g_i
$T_f^{g_i}(m, \ell)$	Forwards latency of g_i for ℓ microbatches of size m
$T_b^{g_i}(m, \ell)$	Backwards latency of g_i for ℓ microbatches of size m
AG, RG	AllGather and ReduceScatter latency
M_{state}^{es}	Memory required to store an even training state share

Table 6. Notation and Definitions

A.2 Optimization Time

Subtask	Runtime (s)
Profile Compute	23
Profile Memory	486
Profile Communication	150
Partition Compute DP	327
Partition State	1
Total	987

Table 7. Breakdown of profiling and optimization runtime.

To generate a training configuration, Cephalo profiles the model and network in addition to running the optimizer to partition compute and training state. This runtime depends on the number of GPUs in the cluster, size of the model, and batch size. Even in our largest experiment with 64 GPUs, GPT 6.7B and a batch size of 512, it took less than 20 minutes to generate the training configuration. The search time is negligible compared to the long times required to train these large models. Moreover, the profiling tasks need to be run only once for a given model and cluster. The optimizer can reuse the profiling data to generate configurations for different batch sizes and GPUs. Table 7 shows the runtime breakdown for each subtask in the optimization process.

A.3 Performance Model Accuracy

Cephalo’s optimizer uses a performance model to predict runtime across training configurations, which is essential for efficiently navigating the large search space and optimizing configurations. Figure 10 shows the absolute relative error between predicted and actual latencies on Cluster A. Across all models and batch sizes, errors remained within 10%, with a mean absolute relative error of 2.9%. Notably,

Algorithm 1 Throughput Maximization using DP

Input: # of GPUs N , Batch Size B
Output: Training configuration *solution*
 Initialize $D[0 \dots N][0 \dots B][0 \dots B]$ with ∞
 $D[0][0][0] \leftarrow 0$
for $i \leftarrow 1$ **to** N **do**
 for $j \leftarrow 1$ **to** B **do**
 for $k \leftarrow 1$ **to** j **do**
 for $m \leftarrow 1$ **to** k **do**
 for $\ell \leftarrow 1$ **to** $\lfloor j/m \rfloor$ **do**
 if $M(m, \ell) > M_{cap}^{g_i}$ **then**
 continue with the next m
 end if
 $AG' \leftarrow AG, RS' \leftarrow RS$
 if $M(m, \ell) + M_{state}^{es} > M_{cap}^{g_i}$ **then**
 $AG' \leftarrow AG_{uneven}, RS' \leftarrow RS_{uneven}$
 end if
 $T_{i,\ell,m} \leftarrow \max(T_f^{g_i}(m, \ell), AG') + \max(T_b^{g_i}(m, \ell), AG' + RS')$
 $R \leftarrow \max(D[i-1][j-\ell \cdot m][k-m], T_{i,\ell,m})$
 $D[i][j][k] \leftarrow \min(D[i][j][k], R)$
 end for
 end for
 end for
 end for
 $minimumLatency \leftarrow 0, solution \leftarrow \text{None}$
for $k \leftarrow 1$ **to** B **do**
 if $D[N][B][k] < minimumLatency$ **then**
 $minimumLatency \leftarrow D[N][B][k]$
 $solution \leftarrow \text{Backtrack}(D[N][B][k])$
 end if
end for

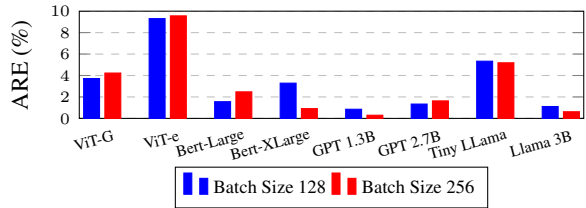


Figure 10. Performance model absolute relative error (ARE).

error rates did not increase for larger models or batch sizes, demonstrating the model’s robustness.

B SUPPLEMENTARY MATERIAL FOR ACTIVATION OFFLOADING

In layered gradient accumulation, we implement activation offloading such that we avoid excessive memory overheads from holding activations through multiple microbatches of communication. Our implementation executes the offloading on a separate stream so it does not block computation. When the activations are needed again, they are also prefetched to overlap with computation. We visualize this process for gradient accumulation with 3 microbatches in Figure 11.

During the forwards:

1. After the activation is computed for the current microbatch, it is offloaded to the CPU while the next microbatch runs.
2. Before the next microbatch runs, we prefetch its input activation from the CPU and overlap it with the execution of the current microbatch.

During the backwards pass:

1. After the gradient is computed for the current microbatch, we offload the gradient to CPU.
2. Before the activations are recomputed for the next microbatch, we prefetch its input activation from CPU.
3. Before the gradients are computed for the next microbatch, we prefetch the gradient of the previous layer from the GPU, which is needed to compute the gradient.

C SUPPLEMENTARY MATERIAL FOR COMMUNICATION LATENCY

Let the collective size be the sum of the input sizes to an *AllGather* or *ReduceScatter* collective. We made two general observations from analyzing the communication latencies in relation to the collective size with randomly generated input sizes versus even input sizes:

1. There is a strong correlation between communication latency and collective size for both uneven and even inputs, as shown in Figure 12 where we plot collective latency against input size.
2. Communication latency remains consistent across varying input sizes for a given collective size, defined by the degree of input skew—the ratio of the largest input to the total input size. Figure 12 illustrates that latency stays within a narrow range, regardless of input skew.

Based on these observations, we profile the collective latency for evenly sharded training state, which is constant for all layers. We then assume a conservative 15% overhead in communication latency when unevenly sharding the training state for both *AllGather* and *ReduceScatter*.

D SUPPLEMENTARY MATERIAL FOR EVALUATION

D.1 Additional Baselines

We also compared Cephalo to:

- Whale (Jia et al., 2022): Balances computational loads with data parallelism by assigning batch sizes to GPUs based on their runtime profiles.
- HAP (Zhang et al., 2024b): Uses tensor parallelism across nodes and data parallelism within nodes. The batch size and parameters are sharded unevenly to balance the workload.

D.2 Additional Experiments

Table 8 compares the training throughput of Cephalo to the additional baselines.

Comparison to Whale. Like Cephalo, Whale optimizes compute utilization in the cluster by assigning varying local batch sizes to GPUs based on their compute capabilities. However, it is able to train only the smallest model, Bert-Large, without running out of memory. In this cluster, although P40 GPUs have similar compute speeds to P100s, they have twice the memory (24 GB). Despite this, to maintain compute balance, Whale assigns similar batch sizes to both, causing P100s to run out of memory when P40s have utilized only 50% of their memory. Cephalo avoids this issue by partitioning compute independently from memory. It assigns a similar batch size for both P40 and P100 GPUs, but stores a larger share of the training state in the P40 GPUs to balance memory utilization. Whale also consumes considerably more memory than Cephalo since data parallelism replicates the entire training state across each GPU. Cephalo saves memory by sharding the training state at the cost of extra communication. However, Cephalo effectively masks this extra communication by overlapping it with computation. **Comparison to HAP.** HAP, like Cephalo, can partition compute by dividing the batch size unevenly across GPUs. However, HAP relies on tensor parallelism to partition the training state, which is proportional to the amount of compute assigned. HAP does not consider the memory constraints on the GPUs, so it runs out of memory on all models but Bert-Large. Despite the compute partitioning, HAP is unable to train efficiently due to the high communication overheads of tensor parallelism, which requires high-bandwidth interconnects.

Cephalo: Harnessing Heterogeneous GPU Clusters for Training Transformer Models

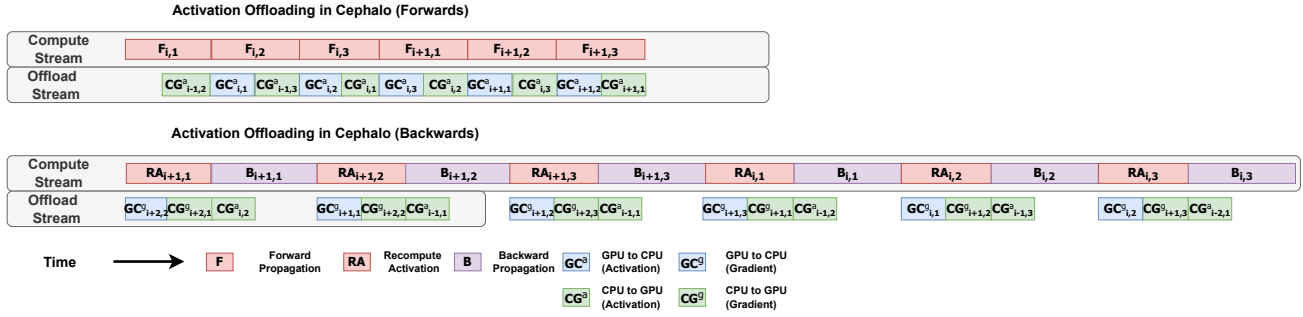


Figure 11. Activation Offloading in Layered Gradient Accumulation. We visualize the sequence of offloading to perform forwards and backwards for two consecutive model layers, $i, i + 1$ on 3 microbatches. It assumes gradient checkpointing, recomputing activations in the backwards pass (RA). GC_{ij}^a refers to moving the activation computed by the i th layer for the j th microbatch from GPU to CPU. CG_{ij}^a refers to moving the same value from CPU to GPU. GC_{ij}^g corresponds to moving the gradient of the activation produced by the i th layer for the j th microbatch from GPU to CPU. Finally, CG_{ij}^g corresponds to moving that same value from CPU to GPU.

Table 8. Throughput comparison of different models and batch sizes on 8-GPU Cluster A. *OOM* denotes Out-of-Memory.

System	ViT-G		ViT-e		Bert-Large		Bert-XLarge		GPT 1.3B		GPT 2.7B		Tiny Llama		Llama 3B	
	128	256	128	256	128	256	128	256	128	256	128	256	128	256	128	256
FSDP	3.92	OOM	OOM	OOM	24.50	28.24	7.06	OOM	OOM	OOM	OOM	OOM	10.62	OOM	OOM	OOM
Whale	OOM	OOM	OOM	OOM	27.13	28.84	OOM	OOM	OOM	OOM	OOM	OOM	OOM	OOM	OOM	OOM
HAP	OOM	OOM	OOM	OOM	17.48	18.54	OOM	OOM	OOM	OOM	OOM	OOM	OOM	OOM	OOM	OOM
Cephalo	6.38	6.41	3.02	3.23	33.55	33.69	11.47	11.72	6.83	7.09	4.57	4.67	12.58	12.91	4.51	4.85

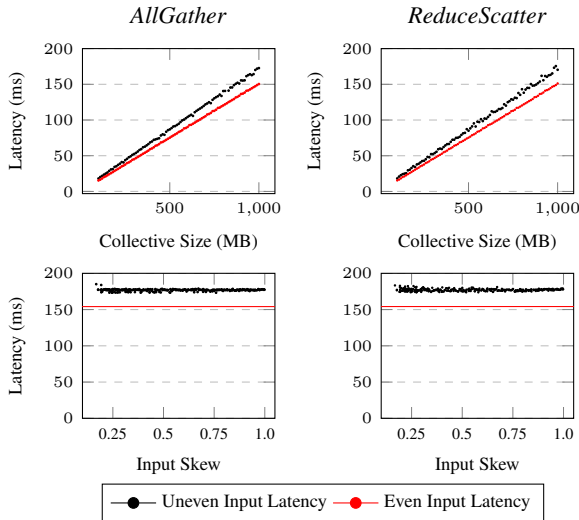


Figure 12. NCCL collective latencies for uneven vs even sized inputs for different collective sizes (top), and input skew (bottom). Latencies were profiled on a heterogeneous 8-GPU cluster (Cluster A, Section 4.1).