

# An Algorithm for a Modification of the Shortest Common Superstring Problem

Arthur Gilfanov - Fairview High School, Boulder, CO

**Abstract:** The purpose of this study is to develop an efficient algorithm to solve a variation of the NP-hard Shortest Common Superstring (SCS) problem. In this version of the problem, one string is allowed to have up to  $K$  mistakes, meaning it does not match the SCS in at most  $K$  places. Also, there is a slight constraint on the problem in that no string can be a substring of another. The algorithm proposed is exact, not an approximation, meaning it finds the best answer in all cases.

**Keywords:** strings, shortest common superstring, algorithm, complexity, NP hard, subsets

## 1. Introduction:

**Structure:** This paper will be structured in the following manner. The first section, the current one, is the introduction. Here the motivation and purpose for the study will be laid. After the introduction, the problem will be technically defined. Following that will be the preliminaries section which will similarly define variables and other references used in the study. Then the algorithm itself will be described, broken down into its subsections. The final part will be the conclusion.

**Motivation and Purpose:** The base SCS problem is an NP hard problem. It is utilized in bioinformatics, primarily in applications related to DNA sequencing<sup>[2-5]</sup> and data compression. The purpose of this study is to provide an exact solution<sup>[6]</sup> to a specific

modification of the SCS problem,  $SCS_K$ . It will be defined in depth in the following section.

## 2. The Problem:

The  $SCS_K$  problem is a variation of the classical SCS problem. In this case, one of the strings is allowed to have up to  $K$  mistakes. A mistake is a place where two strings do not match: in more detail, given two strings  $a$  and  $b$ , if they are laid on top of each other such that index  $i$  of  $a$  coincides with index  $j$  of  $b$ , then  $a_i \neq b_j$ . More specifically, this means that if given  $n$  strings in the input set  $S: \{s_0, s_1, \dots, s_{n-1}\}$  find the shortest string  $L$  such that all but one string from  $S$  are an exact substring of  $L$ . The other string from  $S$  must fit into  $L$  with a maximum allowed of  $k$  mistakes. Also, it is important to note that in this variation of the problem, the constraint that no string in  $S$  can be a substring of another in  $S$  is a set constraint.

## 3. Preliminaries:

Before the algorithm itself is presented, some of the essential variables and notation of the paper will be defined, along with other technical knowledge important to the study. Other information that is not stated here will be defined during the explanation of the algorithm itself. As stated above,  $S$  is the set of input strings:  $\{s_0, s_1, \dots, s_{n-1}\}$ . Given a string  $a$ ,  $a_i$  is defined as the character at position  $i$  in  $a$ , using 0-based indexing.  $l_i$  is defined as the length of the  $i$ th element in  $S$ , again using 0-based indexing.  $M$  is defined

as  $\sum_{i=0}^{n-1} s_i$ , or in other words, the sum of all string lengths in set  $S$ , and  $c$  is defined as the

length of the longest string in  $S$ . Let  $|a|$  be a quick notation for the length of a string,  $a$ , or the length of a list,  $a$ . The code of the algorithm will reference some other simple algorithms that are common knowledge. They will be called  $MIN(a, b)$ ,  $SIZE(a)$ , and  $BINARYSEARCH(a, x)$ .  $MIN(a, b)$  takes two integers and returns the smaller one,  $SIZE(a)$  takes a list or string and returns its length, and  $BINARYSEARCH(a, x)$  returns the first

index of a value greater than  $x$  in a sorted list  $a$ , 0-based once again. If no element in  $a$  is greater than  $x$ , then  $SIZE(a)$  is returned.

## 4. The Algorithm:

There are four main sections in the algorithm.

### Part 1: Computing the amount of mistakes for each pair of strings in every position.

Define  $MISTAKES_{i, j, k}$  to be a list of the indices of mistakes (mismatches), as defined above, for strings  $s_i$  and  $s_j$  when they are set in a position where the last character of  $s_j$  matches up with the  $k$ th character in  $s_i$ . Note: in larger values of  $k$  the last character of  $s_j$  may not actually overlap with  $k$ th character in  $s_i$ . In this case it is taken as if there was a  $k$ th character since parts of the string may still overlap. In other words, Also, note that  $|MISTAKES_{i, j, k}|$  can be used to calculate how many mistakes one string in  $S$  has compared to another string in  $S$  when overlaid in any position. Now, the current goal is to calculate  $MISTAKES_{i, j, k}$  for every pair  $i, j$  and for each  $k$ . To do this, iterate over all pairs, and all subsequent possible overlap positions, counting the number of mistakes. Let the function that does this be called  $MISTAKES\_FOR\_PAIRS$ , implementation provided below in Algorithm Code 1. Its time complexity is stated and proved below in Lemma 1.

**Lemma 1:** Time complexity of  $MISTAKES\_FOR\_PAIRS$  is  $O(n^2 c^2)$ . As stated above,  $c$  is the length of the maximum length string in  $S$ .

*Proof:* The algorithm iterates over all pairs  $i, j$ . This takes  $O(n^2)$ . Next, for each pair  $i, j$ , it is iterated over the length of  $s_i + \text{length of } s_j$ , and then inside of that it is iterated for just length of  $s_j$ . Since  $c$  is the maximum length string in  $S$ ,  $2c \geq |s_i| + |s_j|$  and  $c \geq |s_j|$ . This means that for each pair the amount of iteration for said pair can be described as

potentially better than  $O(c^2)$ . It is that complexity if all strings are the same length. Therefore, the complexity of *MISTAKES\_FOR\_PAIRS* is at worst  $O(n^2 c^2)$ .

---

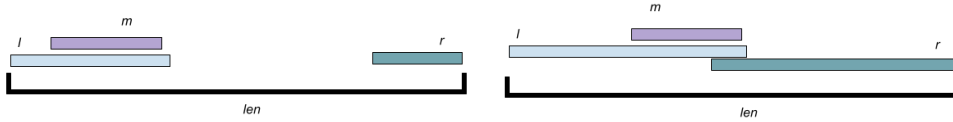
**Algorithm Code 1:** *Implementation of MISTAKES\_FOR\_PAIRS*

---

## **Part 2: Calculating the shortest SCS for each triple**

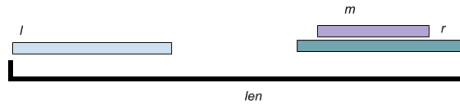
The next part of the algorithm is to calculate the  $SCS_K$  for each triple. Let this algorithm be called *SCSK\_FOR\_TRIPLES*. Define three different, meaning three different indices, strings from  $S$ ,  $l$ ,  $m$ , and,  $r$ . The following algorithm will find the  $SCS_K$  for this triple assuming that  $m$  is the string that will have the mistakes in it, meaning that  $l$  and  $r$  have no mistakes in them by the problem definition. To calculate the  $SCS_K$  for each triple, first iterate over the three distinct indices to get  $l$ ,  $m$ , and  $r$ . Now iterate over a new variable  $len$  that describes the length of the  $SCS_K$  that is trying to be built.  $l$  and  $r$  are going to be touching the left and right edges respectively in the length  $len$   $SCS_K$  that is attempted to be constructed. Since  $l$  and  $r$  are going to be on their respective edges of the current  $SCS_K$ , and they cannot have mistakes, their overlap, if they overlap, must have no mistakes. It is possible to check this quickly using  $|MISTAKES_{i,j,k}|$  that was calculated in the previous portion of the algorithm. Now that  $l$  and  $r$  are fit on the left and right edges of the current  $SCS_K$  that is being built for this triple, it is time to see where  $m$  can go. Do this by iterating over all possible starting positions for  $m$ , given that it must end before or equal to where  $r$  is ending for the current value of  $len$ . So now the problem is to find how many mistakes  $m$  makes with  $l$  and/or  $r$  in its current fixed starting position. Note: it is important to also consider cases where the string with mistakes would be either the first or last element in the overall  $SCS_K$ . For this, do the same algorithm as described here but when there is only  $m$  and  $l$  or only  $m$  and  $r$ . Other than that, consider four cases:

**Case 1:**  $m$  fits entirely within  $l$ . In other words the last character of  $m$  given its starting position cannot go past the last character of  $l$ .  $l$  can intersect  $r$ .



In this case, simply use  $|MISTAKES_{i,j,k}|$  that is already calculated for every pair to see how many mistakes  $m$  makes with  $l$  in the specific orientation. It does not matter if  $r$  intersects  $l$  as these two strings cannot have any mistakes, the intersecting part is the same, and therefore it is possible to just use the  $|MISTAKES_{i,j,k}|$  for the pair  $l, m$ . More detail will be provided in the implementation of this portion of the algorithm, in Algorithm Code 2.

**Case 2:** Similar to the last case,  $m$  fits entirely within  $r$ . So, the first character of  $m$  starts after or equal to the first character of  $r$ .  $l$  can intersect  $r$ .



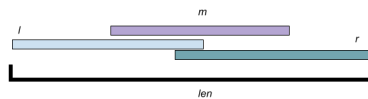
This case is almost entirely the same as Case 1. The only difference is that now the number of mistakes of  $m$  in the current position in  $r$  needs to be calculated. This is done using  $|MISTAKES_{i,j,k}|$  once again, this time for  $m$  and  $r$ . Again, if  $l$  intersects  $r$  it does not matter for the same reason as described in Case 1.

**Case 3:**  $l$  and  $r$  do not intersect each other,  $m$  can intersect one, both, or neither.



This case is handled similarly to the previous two cases. Use  $|MISTAKES_{i,j,k}|$  to get the mistakes in the  $l, m$  combination and the  $r, m$  combination. Then add those together.

**Case 4:**  $l$  and  $r$  intersect each other, and  $m$  intersects both



If  $l$  and  $r$  intersect each other, the situation becomes more complex than before. If the same approach as in Case 3 is used, mistakes in the region where  $l, m, r$  intersect could be counted twice. To solve this problem the approach is to first do the same thing as in Case 3 but then subtract how many mistakes were counted twice. To figure this part out, it is key to remember that  $MISTAKES_{i,j,k}$  is a list which stores the indices of the mistakes for  $i, j$  given some position describing how the two strings are overlaid,  $k$ . So to find exactly how many mistakes need to be subtracted, perform a binary search on  $MISTAKES_{r,m,k}$  to find how many indices in  $m$  that have a mistake with  $r$  are before or equal to the end of  $l$ . Note: due to how  $MISTAKES_{i,j,k}$  is implemented, it is always a sorted list, thus binary search is applicable. More information on specific details can be seen in Algorithm Code 2.

**Lemma 2:** *Time complexity of  $SCSK\_FOR\_TRIPLES$  is  $O(n^3 c^2 \log c)$  where  $c$  is the length of the longest string in  $S$ .*

*Proof:* First the algorithm iterates over the triple  $l, m, r$ . This is  $O(n^3)$ . Now in all cases, iterate over the total length of the  $SCS_K$  that is trying to be built. This part can be said to work in  $O(c)$  since the total length of the  $SCS_K$  for three strings is at most three times the length of the longest string. Then iterate over the starting position of the middle string,  $m$ , and this can also be said to work in  $O(c)$  for the same reason. Now look at cases. Cases 1 - 3 work in constant time since the only thing being done is accessing a list, which can be implemented as an array. Case 4 takes more time, as a binary search is required. It works in  $O(\log c)$  as there are at most  $2c$  positions for each  $MISTAKES_{i,j,k}$  pair. Thus, if worst case is assumed (Case 4 in all situations), then the complexity is  $O(n^3 c^2 \log c)$ .

---

**Algorithm Code 2:** *Implementation of  $SCSK\_FOR\_TRIPLES$*

---



---

### Part 3: Computing standard SCS for each subset, keeping track of first and last element

The final part of the precalculation before the main algorithm is to calculate the normal SCS for each subset of  $S$ , for each string in  $S$  as the first and last element in the SCS for each subset. Call the algorithm for this precalculation  $SCS\_FIRST\_LAST$ . For example, the goal is to be able to tell what is the length of the normal SCS for the subset of  $S$  containing, for example,  $s_0, s_3$ , and,  $s_7$  if  $s_3$  is the last string(rightmost) in the SCS. But it is required to do this for all subsets and for every  $s_i$  as the leftmost and rightmost of the subset SCS. To do this, a DP on bitmasks is needed. This version has some key modifications on the classical algorithm to align with the pre-calculated values from the previous sections and the main algorithm that is to come in Part 4. The main difference is that here it is not checked if one string is a substring of another - this detail will be handled later, in the main algorithm. The logic of the algorithm will now be described, and the implementation of  $SCS\_FIRST\_LAST$  can be seen in Algorithm Code 6.

The first step, a precalculation, is to, for each pair of strings in  $S$ , calculate their maximum overlap with no mistakes - call this  $OVERLAP_{w,v}$  where  $w$  is the left string and  $v$  is the right string in the pair. In other words, the overlap is between a suffix of  $w$  and a prefix of  $v$ . Then, let  $DP\_RIGHT_{i,j}$  store the length of the SCS for a subset of  $S$ ,  $i$  that represents the subset through its bits, and string with index  $j$  be the rightmost in the SCS. The first step is to iterate over all number  $i \in [1, 2^n)$ . Then find all the bits set as 1 in  $i$ , and keep track of them as the indices of  $S$  in the current subset. More specifically, if  $i$  contains  $2^j$ , in its binary representation, then  $s_j$  is in the current subset. The subset represents which strings in  $S$  the SCS is being calculated for. Once the indices in the subset are collected, iterate over all possible ending(rightmost) strings; they must be a part of the subset. Now, iterate over all second to last(second to rightmost) strings in the subset of  $S$ . Call the rightmost string  $r$  and the second to rightmost string from the subset  $p$ . Get the maximum overlap of  $r$  and  $p$  from  $OVERLAP_{p,r}$ . It is fine that it is not considered that  $p$  or  $r$  might be a substring of the other because these cases will be handled in the main algorithm, Part 4. So now to calculate  $DP\_RIGHT_{i,j}$  just take the  $DP\_RIGHT$  value of the subset without  $r$  and add on  $|r| - OVERLAP_{p,r}$ . Do this process for all subsets, and since  $i$  is iterating in the increasing direction, all subsets that we would need to access for some other given subset will already be calculated. More details

are in Algorithm Code 3. The  $OVERLAP_{c, v}$  method will be provided for reference in Algorithm Code 4.

---

**Algorithm Code 3:** *Implementation of FILL\_DP\_RIGHT, to fill in  $DP\_RIGHT_{i, j}$*

---

Also, let  $DP\_LEFT_{i, j}$  store the length of the SCS for a subset of  $S$ ,  $i$  that represents the subset through its bits, and string with index  $j$  be the leftmost in the SCS. The algorithm is exactly the same in this case as for  $DP\_RIGHT_{i, j}$ , just with now the leftmost instead of the rightmost element being iterated over.

**Algorithm Code 4:** *Implementation of COUNT\_OVERLAPS*

---

**Lemma 3:** *Time complexity of SCS\_FIRST\_LAST is  $O(n^2 2^n + n^2 c)$ . In other words, the time complexity of filling in  $DP\_RIGHT_{i, j}$ ,  $DP\_LEFT_{i, j}$ , and  $OVERLAP_{w, v}$  is  $O(n^2(2^n + c))$ , where  $c$  is the length of the longest string in  $S$ .*

*Proof:* Start with the algorithm to fill in  $OVERLAP_{w, v}$ . Iterate over all pairs of strings in  $S$  in  $O(n^2)$ , then iterate over all possible overlaps in  $O(c)$ . For each overlap, quickly calculate if there is a mistake or not using  $MISTAKES_{i, j, k}$  that was filled in previous sections. This part is  $O(1)$ . Now move on to  $DP\_RIGHT_{i, j}$  and  $DP\_LEFT_{i, j}$ . The time complexities for them are the exact same, since the algorithm is the same, the only difference being whether or not to look at the rightmost elements or the leftmost elements in the subsets. In both cases, the first course of action is to iterate over all bitsets, which is done in  $O(2^n)$ . Then iterate over the rightmost and second rightmost or the leftmost and



second leftmost. In both cases, this is worst case  $O(n^2)$ . Figuring out the bitmask that contains the subset without the leftmost or rightmost can be done in constant time through bitwise operations, so the overall time complexity to fill in  $DP\_RIGHT_{i,j}$  and  $DP\_LEFT_{i,j}$  is  $O(n^2 2^n)$ . Therefore, the time complexity for  $SCS\_FIRST\_LAST$  is  $O(n^2(2^n + c))$  since it is just a combination of the time complexities proved here.

---

**Algorithm Code 5:** *Implementation of SCS\_FIRST\_LAST*

---

#### **Part 4: Main algorithm; Getting the answer by iterating over triples and bitsets, using precomputed values**

All that is left is to utilize all of the precalculation in the main algorithm, call it  $SCSK$ . The idea of the algorithm goes as follows. First iterate over all triples in  $S$ . Call their indices  $l, m, r$  such that all three are distinct. These three will form our ‘core’ triple, with  $s_m$  being the only string allowed to have mistakes. An important fact here is that if  $l, m, r$  is combined into their  $SCS_K$  as described in previous sections, the  $SCS_K$  the problem for all  $n$  strings can be reduced down to a normal SCS problem. See Lemma 4:

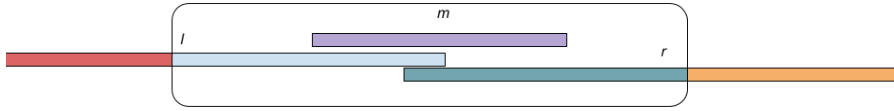
**Lemma 4:** *If the three strings in  $S$ :  $s_l, s_m, s_r$  are combined into their  $SCS_K$  - call it  $M$  -, with  $s_m$  being the string with mistakes, then the full  $SCS_K$  problem, if  $s_m$  is the string with mistakes, can be reduced down to a standard SCS problem with the strings in  $S$  minus  $s_l, s_m, s_r$  plus the string  $M$ . Important note:  $M$  is just  $s_l$  and  $s_r$  spaced an arbitrary amount apart.*

*Proof:* Since in this problem there is the constraint that no string in  $S$  is a substring of another in  $S$ , then no other string in  $S$  can engulf either  $l$  or  $r$ . Since  $l$  and  $r$  have no mistakes in them, then all strings placed on the outside of the core triple of  $l, m, r$  can simply be treated as they normally are in the  $SCS$  problem. There is a wondering of what happens if a string in  $S$  that is not  $l, m, r$  can be placed inside of the triple. Well, it cannot be a substring of  $l, m, r$  via problem description so the only option is it must be in between them but not full within any one: like between  $l$  and  $m$  or  $m$  and  $r$ . But if this was the optimal triple, it will be covered later when the triple of  $l, m$ , and the other string or  $m, r$ ; and the other string are covered. This means that the core triple of  $l, m, r$ . Also, it is true that it is always optimal to only consider these core triples at their shortest  $SCS_k$  position. In other words, if  $l, m, r$  can be combined with  $k$  mistakes in length  $X$  and  $Y$ , where  $X < Y$ , it is only needed to check the variation of length  $X$  for overall  $SCS_k$ . This is because since  $l, r$  have no mistakes and are just arbitrarily spaced apart, and no string in  $S$  can completely overlap with  $l$  or  $r$  from problem constraints, putting  $l, r$  further apart will yield no benefit.

Then, iterate over all subsets of strings in  $S$  that remain after the previous removals. Call this subset  $D$ , and it is the subset of strings that will be to the left of the core triple. All remaining strings will be to the right of the core triple. Now to get the length of the overall  $SCS_k$  use the length of the core triple and the values of  $DP\_RIGHT$  and  $DP\_LEFT$ . Then take the minimum length over all iterations. A detailed explanation is provided in the code, found in Algorithm Code 6. The general idea visualization can be seen in the diagram below. The time complexity of the  $SCSK$  method is  $O(n^3 2^n)$ , and is proved in lemma 5.

**Lemma 5:** *The time complexity of the  $SCSK$  method is  $O(n^3 2^n)$ .*

*Proof:* First, the algorithm iterates over all triples. This part is clearly  $O(n^3)$ . Then, the algorithm goes over all subsets. This is  $O(2^n)$  if implemented with bitsets or similar methods. The procedure to find the length of the  $SCSK$  given the subset and the triple can be done in  $O(1)$  as only pre calculated values are utilized. See Algorithm Code 6 for more detail.




---

**Algorithm Code 6:** *Implementation of the whole SCSK algorithm*

---

**Theorem 1:** *Time complexity of the SCSK problem is  $O(n^3 c^2 \log c + n^3 2^n)$ .*

*Proof:* First, remember all of the time complexities of the previous sections. They are all independent, so the time complexities can be added together. Therefore, the overall time complexity of the SCSK algorithm is  $O(n^2 c^2 + n^3 c^2 \log c + n^2 2^n + n^2 c + n^3 2^n)$ , where  $c$  is the length of the longest string in  $S$ . If only inferior complexities are kept, it can be simplified to  $O(n^3 c^2 \log c + n^3 2^n)$ .

## 5. Conclusion:

This study has developed an exact algorithm for a variation of the Shortest Common Superstring (SCS) problem, allowing for up to  $K$  mismatches in one of the strings,  $K$  is not bounded by any predefined limit, and where no string in  $S$  is a substring of another in  $S$ . This modification broadens the applicability of the SCS problem to scenarios where

perfect string matches are rare and mistakes could be present. The primary contribution of this work is the introduction of the  $SCS_K$  algorithm, which allows for one string to have up to  $K$  mistakes while guaranteeing an exact solution, in contrast to commonly used approximation-based greedy algorithms. Note the extra constraint that no string can be a substring of another. The time complexity of each part of the algorithm was analyzed and explained. The algorithm uses dynamic programming, bitmasking, and various precalculation techniques to compute the superstring length. In future work, this algorithm, or some of the ideas within it, could be extended to more variants of the SCS problem, such as handling multiple strings with mistakes, or improving further on the time or memory usage.

## References

- [2] David Maier. The complexity of some problems on subsequences and supersequences. *Journal of the ACM (JACM)*, 25(2):322–336, 1978.
- [3] Udi Manber and Gene Myers. Suffix arrays: A new method for on-line string searches. In *Proceedings of the First Annual ACM-SIAM Symposium on Discrete Algorithms, SODA 90*, page 319-327. Society for Industrial and Applied Mathematics, 1990.
- [4] Martin Middendorf. More on the complexity of common superstring and supersequence problems. *Theoretical Computer Science*, 125(2):205–228, 1994.
- [5] Virginia Vassilevska. Explicit inapproximability bounds for the shortest superstring problem. In *International Symposium on Mathematical Foundations of Computer Science*, pages 793–800. Springer, 2005.
- [6] Hans L. Bodlaender, Rodney G. Downey, Michael R. Fellows, Michael T. Hallett, and Harold T. Wareham. Parameterized complexity analysis in computational biology. *Bioinformatics*, 11(1):49–57, 1995.

