

# One Prompt to Verify Your Models: Black-Box Text-to-Image Models Verification via Non-Transferable Adversarial Attacks

Ji Guo<sup>1</sup> Wenbo Jiang<sup>2\*</sup> Rui Zhang<sup>2</sup> Guoming Lu<sup>1</sup> Hongwei Li<sup>2</sup>

<sup>1</sup>Laboratory of Intelligent Collaborative Computing, University of Electronic Science and Technology of China, China

<sup>2</sup>School of Computer Science and Engineering, University of Electronic Science and Technology of China, China

## Abstract

Recently, the success of Text-to-Image (T2I) models has led to the rise of numerous third-party platforms, which claim to provide cheaper API services and more flexibility in model options. However, this also raises a new security concern: Are these third-party services truly offering the models they claim? To address this problem, we propose the first T2I model verification method named Text-to-Image Model Verification via Non-Transferable Adversarial Attacks (TVN). The non-transferability of adversarial examples means that these examples are only effective on a target model and ineffective on other models, thereby allowing for the verification of the target model. TVN utilizes the Non-dominated Sorting Genetic Algorithm II (NSGA-II) to optimize the cosine similarity of a prompt's text encoding, generating non-transferable adversarial prompts. By calculating the CLIP-text scores between the non-transferable adversarial prompts without perturbations and the images, we can verify if the model matches the claimed target model, based on a 3-sigma threshold. The experiments showed that TVN performed well in both closed-set and open-set scenarios, achieving a verification accuracy of over 90%. Moreover, the adversarial prompts generated by TVN significantly reduced the CLIP-text scores of the target model, while having little effect on other models.

## 1. Introduction

In recent years, generation models [11, 18] demonstrate powerful capabilities across various application scenarios including text generation [11, 16, 31], video generation [12] and image generation [25, 32]. However, due to the substantial computational resources, resource-limited users can only access these models through APIs. Therefore, numerous third-party platforms have arisen, claiming to offer more affordable API services and more convenient model

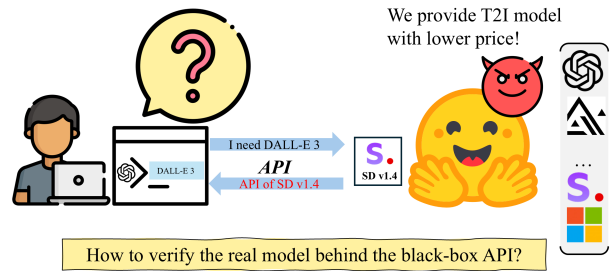


Figure 1. The scenario of model verification

selection options.

While these third-party platforms enhance user accessibility, they also raise a new crucial security concern: Are these third-party services truly offering the models they claim? For example, a third-party platform may claim to offer DALL-E 3 but actually supply Stable Diffusion v1.4 (see Fig. 1). However, the cost of DALL-E 3 is much higher than Stable Diffusion v1.4, which may lead third-party providers to exploit this discrepancy for illegal profit, potentially harming user rights. Therefore, verifying the real model behind black-box APIs has become an important research.

Recently, several studies [23, 27] have focused on the verification of Large Language Models (LLMs). Pasquini *et al.* [23] proposed sending carefully designed queries to the APIs and analyzing the responses to identify the specific LLM version in use. Building on this, Richardeau *et al.* [27] introduced a method using a small set of binary questions to determine whether two black-box LLMs are identical. Both approaches rely on interacting with LLMs through text-based communication to extract the model information. However, these methods can't be applied to verify text-to-image (T2I) models, as T2I models output images instead of text thereby can't directly convey information about themselves in the same way. Therefore, how to effectively verify T2I models behind black-box APIs remains an open ques-

\*Corresponding author

tion.

To deal with this problem, we propose the first text-to-image model verification method called **Text-to-Image Models Verification via Non-Transferable Adversarial Attacks (TVN)**, which operates in a black-box setting using only one prompt. The intuition behind TVN is that while different T2I models generate similar images for normal prompts, they generate significantly different images for specially designed prompts, such as adversarial prompts.

Specifically, an adversarial prompt [19, 21, 29, 33] is a specially crafted input adding perturbations to the text input to force the model to generate an image that does not correspond to the original text. The goal of TVN is to generate a non-transferable adversarial prompt, meaning that the prompt is effective only for the target model and ineffective for other models. To achieve this goal, we introduce a perturbation of five characters at the end of the sentence and employ a Non-dominated Sorting Genetic Algorithm II (NSGA-II) [15] to minimize the cosine distance between this perturbation and the text encoding of the target model. To enhance its non-transferability, we simultaneously maximize the cosine distance between the perturbation and the text encoding of a substitute model, thereby ensuring that our adversarial attack is effective only against the specific target model. Fig. 2 provides an example of a non-transferable adversarial prompt.

After obtaining the non-transferable adversarial prompt, we further use it for model verification. Specifically, by calculating the CLIP-text score between the generated image and the corresponding text with the perturbation removed, we can establish a threshold to determine whether the model belongs to the target model. Considering the distinct characteristics of each model and the impact of variance, we employ the method  $T = \mu \pm 3\sigma$  to define the threshold, where  $\mu$  represents the mean and  $\sigma$  the standard deviation of the CLIP-text scores.

In summary, our contributions are as follows:

- We introduced a new security issue concerning the verification of image generation models in a black-box setting, which is a practical problem in real-world scenarios.
- We proposed TVN, a method that utilizes NSGA-II to generate non-transferable adversarial prompts for verifying T2I behind black-box APIs.
- We validated the effectiveness of TVN across four models, achieving significant differences in CLIP scores and more than 90% accuracy in model verification. We also conducted verification on multiple third-party platforms and provided detailed reports.

## 2. Background

### 2.1. Text-to-Image Models

In recent years, T2I generation models, such as Stable Diffusion [28] and DALL-E [25], have been successfully applied [24, 25, 28]. These models typically consist of a text encoder and a Denoising Diffusion Probabilistic Model (DDPM) [17] generator. The text encoder is responsible for converting the user’s input prompt into a conditional signal, which is then injected into the DDPM to guide the model in generating images based on the user’s prompt. This architecture improves the quality of image generation but raises the barrier for users. If users want to use T2I models locally, they require a large amount of GPU computational resources and some level of computer expertise, which presents a challenge for average users.

### 2.2. Third-Party Platforms for Large Models

Using APIs is an effective way to enhance the accessibility of T2I models, allowing users to input prompts and generate images without worrying about the complexities of model usage and hardware computing resources. This approach has also led to the rise of many third-party platforms, offering more affordable API options and more convenient model selections. On platforms like Hugging Face<sup>1</sup>, users can easily access all model APIs without the need to visit different official websites for each model. Additionally, platforms such as *myshell.ai*<sup>2</sup> often offer more competitive pricing compared to official API providers, making them an attractive choice for users seeking cost-effective solutions.

However, using third-party platform APIs raises a potential concern: Are these platforms truly delivering the models they claim?

**Business Volume.** There is a risk that some third-party platforms may advertise one model but actually provide a different one through their APIs. These third-party platforms also face costs, often tied to their use of official APIs. For instance, calling the DALL-E 3 API to generate an image costs around \$0.02, whereas using open-source models like SD 3 may be free. To reduce expenses, third-party platforms might claim to offer DALL-E 3, but in reality, they could be using free APIs from other open-source models behind the scenes. By doing this, they could illicitly pocket the \$0.02 per instance, and given that these platforms can make over 1,000,000 API calls daily, this deception could lead to over \$20,000 in illegal profits each day.

<sup>1</sup><https://huggingface.co/>

<sup>2</sup><https://app.myshell.ai/>



Non-Transferable Adversarial Prompt: A photo of a cat **3T3t**




Figure 2. Example of a non-transferable adversarial prompt

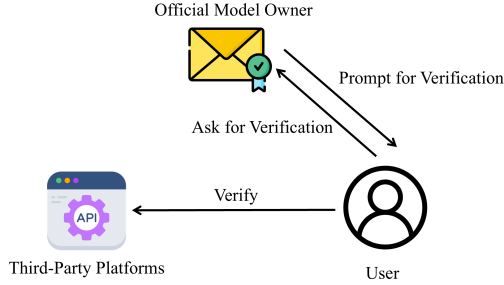


Figure 3. The process of the model verification

### 3. Problem Definition

In this section, we first define the process for verifying black-box T2I models. Specifically, we aim to determine whether a black-box model is equivalent to the claimed model.

Considering the technical capabilities of typical users, it is difficult for users to conduct model verification entirely on their own. A more realistic scenario is that users send requests to the model owner’s company, and the model owner provides a verification mechanism to authenticate the model (see Fig. 3). Thus, we assume that in verifying a model, users have access only to its outputs, whereas for a model known to the owner, full access is assumed.

Let  $M_v$  represent the model to be verified and  $M_t$  the target (known) model. Given an input text prompt  $x$ , the output of the model to be verified is denoted as  $y_v = M_v(x)$ , and the output of the target model as  $y_t = M_t(x)$ . The verification problem can be formalized as follows:

$$\mathbb{I}(M_v \equiv M_t) = \begin{cases} 1, & \text{if } f(y_v, y_t) \leq \epsilon, \\ 0, & \text{otherwise.} \end{cases} \quad (1)$$

where  $f$  is a similarity function, and  $\epsilon$  is a predefined threshold.

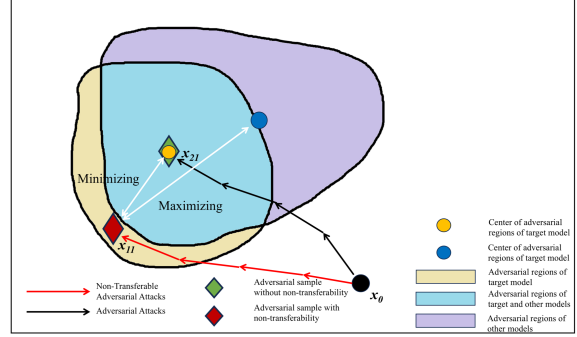


Figure 4. Visualization of the update process of a non-transferable adversarial sample. Adversarial attacks tend to update toward the adversarial region center of the target model, which is likely to overlap with the adversarial regions of other models, leading to transferability. In contrast, introducing non-transferable adversarial examples pushes them away from the centers of other models, making them effective only for the target model.

## 4. Methodology

### 4.1. Overview

To achieve model verification in a black-box setting, we propose Text-to-Image Models Verification via Non-Transferable Adversarial Attacks (TVN). Fig. 4 shows the visualization of non-transferable adversarial attacks.

Our method consists of four steps (see Fig. 5). First, we append a word consisting of five random characters to the end of the sentence. Then, we apply the Non-dominated Sorting Genetic Algorithm II (NSGA-II) to optimize these five characters to minimize the cosine similarity of the prompt’s text encoding with the target model, while maximizing it with substitute models and a pre-trained CLIP model. This process generates a set of candidate prompts. Next, we query the target model with the candidate prompts

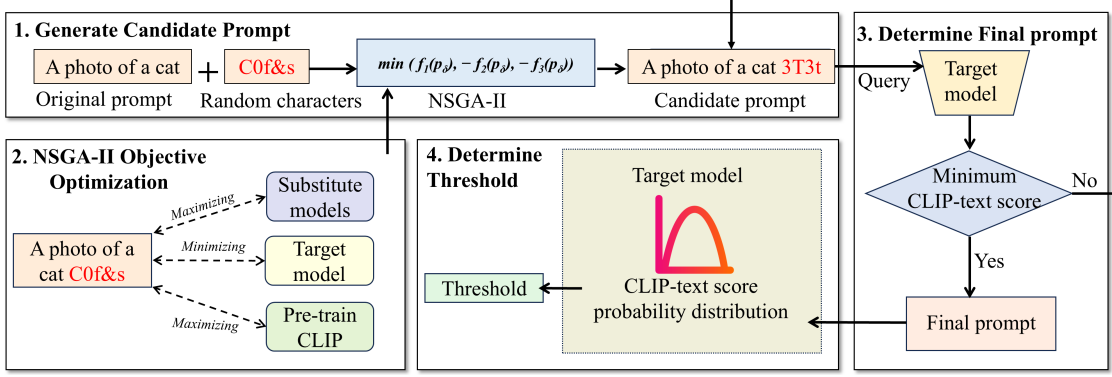


Figure 5. The workflow of TVN

to test their non-transferability and adversarial effectiveness, selecting the one that leads to the largest drop in the CLIP-Text score for the target model and exhibits non-transferability as the final prompt. Finally, we generate a set of images using this prompt and calculate the distribution of CLIP-text scores between the generated images and the prompt with the perturbation removed. This distribution helps us determine a threshold for identifying whether the model belongs to the target model.

## 4.2. Objective Function of NSGA-II

The objective function in NSGA-II is defined as a set of multiple, potentially conflicting objectives  $f(x) = [f_1(x), f_2(x), \dots, f_n(x)]$ , where each  $f_i(x)$  represents an individual objective to be optimized. The goal of the algorithm is to simultaneously optimize these objectives by identifying a set of non-dominated solutions, known as the Pareto front.

In this paper, our goal is to achieve non-transferable attacks by optimizing the last few characters of the prompt. Specifically, our optimization focuses on two main objectives: making the prompt effective in attacking the target model while remaining ineffective for other models.

To achieve those goal, we optimize the perturbed prompt  $p_\delta$  using three objective functions, where the prompt  $p_\delta$  is generated by adding a perturbation  $\delta$  to the original prompt  $p$ , i.e.,  $p_\delta = p + \delta$ .

The first objective function is to minimize the cosine similarity between the perturbed prompt  $p_\delta$  and the original prompt  $p$  in text encoding of the target model  $M_{\text{target}}$ . This objective function is designed to generate adversarial prompts aimed at attacking the target model. Let  $E_{\text{target}}(p_\delta)$  denote the text encoding of the target model for the perturbed prompt. The cosine similarity can be defined as:

$$\cos \theta (E_{\text{target}}(p_\delta), E_{\text{target}}(p)) = \frac{E_{\text{target}}(p_\delta) \cdot E_{\text{target}}(p)}{\|E_{\text{target}}(p_\delta)\| \|E_{\text{target}}(p)\|} \quad (2)$$

The objective is to find the perturbation  $\delta$  that minimizes

this similarity. This can be formally defined as:

$$p_\delta^* = \arg \min_{\delta} (\cos \theta (E_{\text{target}}(p_\delta), E_{\text{target}}(p))) \quad (3)$$

$$f_1(p_\delta) = \cos \theta (E_{\text{target}}(p_\delta), E_{\text{target}}(p)) \quad (4)$$

where  $p_\delta^*$  represents the perturbed prompt.

The second objective function is to maximize the cosine similarity between the perturbed prompt  $p_\delta$  and the original prompt  $p$  in the text encoding of substitute models  $M_{\text{others}}$ . This objective function is designed to achieve non-transferability of the adversarial prompt to other models. Let  $E_{\text{others}}(p_\delta)$  represent the text encoding for the perturbed prompt in these substitute models. This can be similarly defined as:

$$p_\delta^* = \arg \max_{\delta} (\cos \theta (E_{\text{others}}(p_\delta), E_{\text{others}}(p))) \quad (5)$$

$$f_2(p_\delta) = \cos \theta (E_{\text{others}}(p_\delta), E_{\text{others}}(p)) \quad (6)$$

The third objective function is to maximize the cosine similarity between the perturbed prompt  $p_\delta$  and the original prompt  $p$  in the text encoding of a pre-trained CLIP model  $M_{\text{CLIP}}$ . The objective function is designed to ensure that the adversarial prompt also exhibits non-transferability to out-of-distribution models beyond the substitute models. Let  $E_{\text{CLIP}}(p_\delta)$  denote the text encoding of the CLIP model for the perturbed prompt. This can be expressed as:

$$p_\delta^* = \arg \max_{\delta} (\cos \theta (E_{\text{CLIP}}(p_\delta), E_{\text{CLIP}}(p))) \quad (7)$$

$$f_3(p_\delta) = \cos \theta (E_{\text{CLIP}}(p_\delta), E_{\text{CLIP}}(p)) \quad (8)$$

Thus, the overall optimization problem is to minimize the following objective functions simultaneously:

$$f(x) = \min (f_1(p_\delta), -f_2(p_\delta), -f_3(p_\delta)) \quad (9)$$

where  $p_\delta = p + \delta$  represents the perturbed prompt.

### 4.3. Searching Process of NSGA-II

Algorithm 1 illustrates the NSGA-II for Perturbation Generation. The search process begins with the initialization of a population of random perturbations  $\delta_1, \delta_2, \dots, \delta_n$ . These perturbations are applied to the original prompt  $p$ , forming perturbed prompts  $p_{\delta_i} = p + \delta_i$  for each individual  $\delta_i$  in the population. For each perturbed prompt  $p_{\delta_i}$ , the Eq. (9) are evaluated.

After evaluating the objective functions, NSGA-II employs non-dominated sorting to rank the population of perturbations. Solutions that are not dominated by others in terms of the three objectives are placed in the first Pareto front, while subsequent solutions are ranked into additional Pareto fronts based on dominance relationships. This sorting allows the algorithm to identify a diverse set of optimal trade-offs across different objectives. Next, crossover and mutation are applied to generate new perturbations. Crossover combines two parent perturbations to produce offspring, while mutation introduces small random changes.

Once offspring are generated, they are combined with the parent population, and non-dominated sorting is applied again. The next generation is selected based on the rank of the Pareto fronts and the crowding distance measure, which helps maintain solution diversity. This process continues iteratively until a predefined stopping criterion is reached, such as a fixed number of generations or population convergence. In the end, the algorithm produces a set of Pareto-optimal perturbations that represent the best trade-offs.

### 4.4. Thresholds for Identifying Different T2I Models

We adopt the 3-Sigma rule to define a threshold for distinguishing CLIP-text scores based on their statistical properties. Instead of using only the average score, which ignores score variance and risks misclassification, we incorporate variance into the threshold calculation. According to the Central Limit Theorem, the sample mean of a sufficiently large dataset follows a normal distribution, regardless of the original distribution. Assuming the CLIP-text scores  $X \sim \mathcal{N}(\mu, \sigma^2)$ , where  $\mu$  is the mean and  $\sigma$  the standard deviation, the threshold  $T$  is defined as:

$$T = \mu \pm 3\sigma \quad (10)$$

where  $\mu$  is the mean and  $\sigma$  is the standard deviation.

## 5. Performance Evaluation

In this section, we primarily evaluate the performance from two aspects: the performance evaluation of non-transferable adversarial examples and the performance evaluation of model verification. More details on the attack settings can be found in the appendix.

---

### Algorithm 1: NSGA-II for Perturbation Generation

---

**Input:** Original prompt  $p$ , Population size  $N$ , Number of generations  $G$ , Objective functions  $f_1, f_2, f_3$

**Output:** Optimized adversarial prompt  $p_{\delta^*}$

**Initialization:**  $\{\delta_1, \delta_2, \dots, \delta_N\} \sim$  Randomly initialized perturbations  $p_{\delta_i} = p + \delta_i, \quad i = 1, 2, \dots, N$

**for**  $g = 1$  **to**  $G$  **do**

**Objective Evaluation:**

$$f_1(p_{\delta_i}) = \cos \theta(E_{\text{target}}(p_{\delta_i}), E_{\text{target}}(p))$$

$$f_2(p_{\delta_i}) = \cos \theta(E_{\text{others}}(p_{\delta_i}), E_{\text{others}}(p))$$

$$f_3(p_{\delta_i}) = \cos \theta(E_{\text{CLIP}}(p_{\delta_i}), E_{\text{CLIP}}(p))$$

**Non-dominated Sorting:** Sort  $\{p_{\delta_1}, p_{\delta_2}, \dots, p_{\delta_N}\}$

**Crossover and Mutation:**

$$\delta' = \text{Crossover}(\delta_i, \delta_j)$$

$$\delta' = \text{Mutation}(\delta')$$

$$p_{\delta'} = p + \delta'$$

**Selection:** Combine

$\{p_{\delta_1}, \dots, p_{\delta_N}\} \cup \{p_{\delta'_1}, \dots, p_{\delta'_N}\}$  Select top  $N$   
 based on non-dominated sorting and crowding distance

**Final Perturbation Selection:**

$$\delta^* = \arg \min f_1(p_{\delta_i}), \quad \text{subject to balancing } f_2, f_3 ;$$

    ▷ Select from Pareto-optimal set

$$p_{\delta^*} = p + \delta^*$$

**return**  $p_{\delta^*}$

---

## 5.1. Experimental Settings

**Dataset** We use GPT-4o to generate 10 basic prompts as the template to conduct experiments (see details in appendix).

**Model Set** Without loss of generality, we selected four representative models (Stable Diffusion v1.4 [8], Stable Diffusion v2.1 [9], Hunyuan DiT v1.2 [20], and Openjourney [6]) for verification.

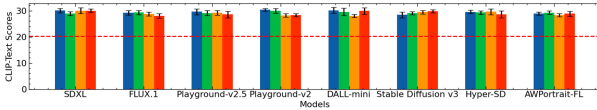
**Evaluation Metric** We use the CLIP-text score to evaluate the performance of non-transferable adversarial examples. We selected four commonly used metrics: Accuracy, Precision, Recall, and F1-Score to evaluate the performance of model verification.

Specifically, we consider two verification scenarios:

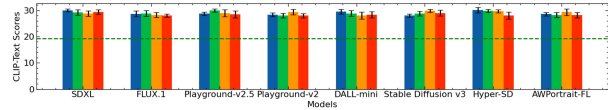
- **The closed-set scenario:** In the closed-set setting, all possible models are included within the substitute models. This means that the generated adversarial prompt has been specifically crafted for non-transferability against each of these models. In this scenario, the attacker is aware of which models the target model might be confused with.
- **The open-set scenario:** In the open-set setting, not all possible models are included within the substitute models. This means that the generated adversarial prompt is

Table 1. CLIP-text scores (%) of non-transferable adversarial examples generated by TVN (closed-set setting)

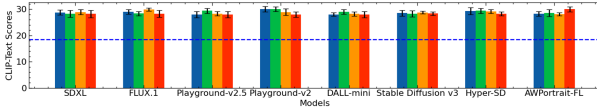
Model	Attack Method	Target Model			
		Stable Diffusion v1.4	Stable Diffusion v2.1	Hunyuan DiT v1.2	Openjourney
Stable Diffusion v1.4	No-attacks	33.12±0.8	28.23±0.8	30.41±0.9	28.69±0.7
	Random	32.32±0.7	27.82±0.8	30.71±1.3	29.02±1.3
	Greedy	30.23±0.8	26.23±1.2	28.00±1.4	28.34±0.9
	TVN	<b>20.23±1.4</b>	28.25±0.8	32.93±0.8	33.16±0.9
Stable Diffusion v2.1	No-attacks	32.72±1.2	28.79±0.8	30.19±0.6	31.29±0.7
	Random	33.39±1.2	28.35±0.6	30.42±1.3	28.70±0.9
	Greedy	31.34±1.0	27.45±1.2	30.42±1.3	28.26±0.9
	TVN	28.15±1.4	<b>19.32±0.8</b>	27.56±1.6	28.32±0.5
Hunyuan DiT v1.2	No-attacks	32.52±0.5	29.32±0.5	28.89±0.6	29.85±0.3
	Random	32.69±0.6	29.09±0.4	29.19±0.5	30.14±0.2
	Greedy	30.36±0.6	28.23±0.5	26.24±1.3	29.65±0.7
	TVN	30.98±1.2	29.56±0.8	<b>18.44±2.5</b>	29.42±0.6
Openjourney	No-attacks	31.41±1.4	28.27±0.6	29.59±0.9	29.72±0.8
	Random	33.57±1.1	28.38±0.4	28.66±1.5	29.79±1.3
	Greedy	32.35±1.2	27.26±0.8	28.23±1.2	24.36±1.8
	TVN	24.23±1.4	27.98±0.9	29.42±0.6	<b>22.64±1.3</b>



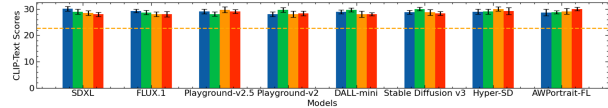
(a) Stable Diffusion v1.4



(b) Stable Diffusion v2.1



(c) Hunyuan DiT v1.2



(d) Openjourney

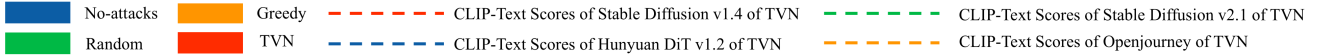


Figure 6. CLIP-text scores (%) for non-transferable adversarial prompts generated by four target models of TVN across eight models (open-set setting)

not specifically crafted for non-transferability against all other models. In this scenario, the attacker has no information about the model being verified, making it a more general and challenging case. We selected eight representative models: SDXL [7], FLUX.1 [3], Playground-v2.5 [5], Playground-v2 [4], DALL-mini [2], Stable Diffusion v3 [10], Hyper-SD [26], and AWPPortrait-FL [1] to verify the target model within the open-set scenario.

## 5.2. The Performance Evaluation of non-transferable adversarial examples

In this section, we generated 100 images and calculated the mean and standard deviation of their CLIP-text scores.


We compared the generated images and the original prompt in four methods: no attacks, randomly adding characters, generating adversarial prompts through greedy search, and generating adversarial prompts using TVN, with five characters added in each case.

**The closed-set scenario:** Tab. 1 presents the attack performance of our TVN in the closed-set setting based on CLIP-text scores. As shown, compared to methods such as random character insertion and greedy search, our approach leads to the lowest CLIP-text score for the target model. This demonstrates the effectiveness of TVN in attacking the target model. Meanwhile, our TVN method has minimal impact on the performance of other models, which can be





(a) Openjourney



(b) Hunyuan DiT v1.2

Figure 7. Visualization results of non-transferable adversarial examples generated by TVN

attributed to our strategy of maximizing the cosine distance between the adversarial prompt and the original text in the text encoders of other models.

**The open-set scenario:** Fig. 6 illustrates shows the CLIP-text scores in the open-set for non-transferable adversarial prompts generated by the four target models across eight models. It can be observed that the CLIP-text scores for the adversarial prompts generated by TVN on the target models remain almost unchanged across these eight models, while there is a significant drop in the scores on the target models themselves. This is because we maximize the cosine distance between the adversarial prompts and the original text in the pre-trained CLIP text encoder, and since most models are fine-tuned on pre-trained CLIP, our TVN method achieves strong ood generalization, maintaining excellent non-transferability even in open sets.

**Visualization results:** Fig. 7 presents a set of examples generated by our TVN. As shown, for the original prompts "A bird flying in the sky" and "A tree on the field," the model correctly generates images of a bird flying in the sky and a tree in a field, respectively. However, when using the adversarial prompts generated by TVN, the target model produces an image of an airplane flying in the sky and a scene with a bed in a room. In contrast, the other models still generate images that correspond to the original prompts, demonstrating the effectiveness of our method in targeting specific models while preserving the original prompt’s semantics in others. More visualization results can be found in the appendix.

### 5.3. The Performance Evaluation of Model Verification

In this section, we selected a subset of 10 generated images to establish the thresholds, and then evaluated the performance of TVN model verification in both 1-shot and 5-shot settings. In the 1-shot setting, model verification was based on a single image, whereas in the 5-shot setting, we generated five images and used their average score for model verification.

**The closed-set scenario:** Tab. 2 presents the model verification performance of TVN in closed-set scenarios under 1-shot and 5-shot settings. The table shows that, over-

all, performance across all metrics and models is relatively high, with improvements from 1-shot to 5-shot. In the 5-shot setting, the accuracy, precision, recall, and F1-score all exceed 95%, demonstrating strong model verification capabilities.

**The open-set scenario:** Tab. 3 presents the model verification performance of TVN in open-set scenarios under both 1-shot and 5-shot settings. The table shows that TVN performs as well in open-set as it does in closed-set, achieving high accuracy across both 1-shot and 5-shot scenarios. This indicates that the TVN method is highly effective for model verification in both closed-set and open-set environments.

### 5.4. Ablation Study

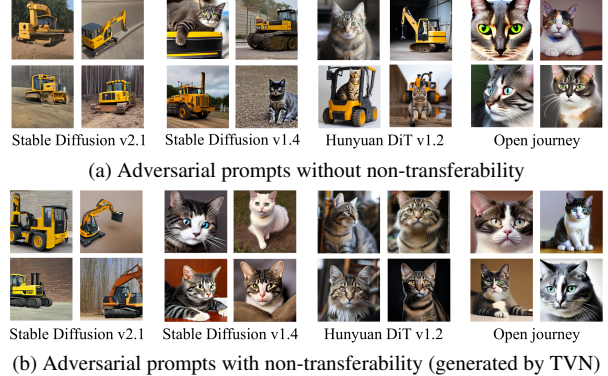


Figure 8. Ablation study of the non-transferability

In this section, we compared adversarial prompts without non-transferable and adversarial prompts created by TVN, with the target model being Stable Diffusion v2.1 (see Fig. 8). As shown, we selected the original prompt "A photo of a cat."

Both of them can attack the target model successfully, causing the cat to be replaced with a bulldozer. However, the standard adversarial prompt also caused bulldozers to appear in the images generated by other models, such as Stable Diffusion v1.4 and Hunyuan DiT v1.2. This discrepancy is due to the inclusion of a non-transferability objective in TVN, which is absent in standard adversarial at-

Table 2. Performance of TVN model verification for 1-shot and 5-shot in the closed-set scenario

Model	1-shot				5-shot			
	Accuracy	Precision	Recall	F1-Score	Accuracy	Precision	Recall	F1-Score
<b>Stable Diffusion v1.4</b>	98.00	96.15	100.00	98.03	99.00	98.00	100.00	98.98
<b>Stable Diffusion v2.1</b>	87.00	79.36	100.00	88.49	96.00	95.00	97.00	95.98
<b>Hunyuan DiT v1.2</b>	97.00	94.33	100.00	97.08	100.00	100.00	100.00	100.00
<b>Openjourney</b>	83.00	83.67	82.00	82.82	92.00	91.50	92.00	91.74
<b>Average</b>	91.25	88.38	95.50	91.61	96.75	96.12	97.25	96.67

Table 3. Performance of TVN model verification for 1-shot and 5-shot in the open-set scenario

Model	1-shot				5-shot			
	Accuracy	Precision	Recall	F1-Score	Accuracy	Precision	Recall	F1-Score
<b>Stable Diffusion v1.4</b>	96.50	94.00	98.00	95.95	97.50	96.00	98.00	96.98
<b>Stable Diffusion v2.1</b>	85.00	77.00	98.00	86.24	94.00	93.00	95.00	93.98
<b>Hunyuan DiT v1.2</b>	100.00	100.00	100.00	100.00	100.00	100.00	100.00	100.00
<b>Openjourney</b>	81.00	81.00	80.00	80.49	90.00	89.50	90.00	89.74
<b>Average</b>	90.62	88.00	94.00	90.67	95.37	94.63	95.75	95.17

tacks. These results demonstrate the effectiveness of incorporating a non-transferability objective in improving non-transferability.

### 5.5. Case Study



Figure 9. TVN for model verification in Hugging Face

In this section, we utilize TVN to verify models on a third-party platform, assessing whether the platform’s model aligns with its stated claims. We have chosen to verify Stable Diffusion v2.1, Stable Diffusion v1.4, Hunyuan DiT v1.2, and Openjourney in Hugging Face<sup>3</sup>.

Fig. 9 shows an example image generated by TVN for Stable Diffusion v2.1 in Hugging Face. When given the adversarial prompt, “A photo of a cat 3t3T,” the API of Stable Diffusion v2.1 generates an image of a bulldozer rather than a cat, unlike APIs of other models that correctly generate a cat. This indicates that the Stable Diffusion v2.1 API advertised by Hugging Face is indeed the same as the model actually provided. More results of TVN for model verification in a real-world third-party platform can be found in the appendix.

<sup>3</sup>Hugging Face: <https://huggingface.co/>

## 6. Related Work

**Adversarial Examples Attack on T2I Models.** The adversarial examples attack was first introduced by Szegedy *et al.* [30] in the context of image classification [13, 14, 22], and subsequent research has extended these attacks to text-to-image tasks [19, 21, 29, 33]. In adversarial attacks on text-to-image tasks, the primary method involves adding perturbations to the input prompt, which alters the semantic meaning of the prompt and results in the generation of images that no longer match the original prompt. Based on the scope of the added perturbations, adversarial attacks can be categorized into character-level [19] and word-level [21, 33] approaches.

**Models Verification.** Model verification is an emerging field aimed at determining whether two models are consistent. Currently, there have been model verification studies focused on LLMs [23, 27]. These LLM verification methods primarily rely on interacting with the model and analyzing its text-based responses. However, these methods are unsuitable for T2I models, as T2I models return images rather than text. In this paper, we propose TVN, which leverages non-transferable adversarial attacks to address this problem.

## 7. Conclusion

In this paper, we propose TVN to address the problem of black-box T2I model verification. TVN works by generating non-transferable adversarial prompts, which are designed to be effective only on the target model while being ineffective on other models. By calculating the CLIP-text score between the images generated by the adversarial

prompt and the original prompt, we set a threshold to distinguish the target model. We evaluate TVN across four models, achieving significant differences in CLIP scores and more than 90% accuracy in model verification. We also utilize TVN to verify models on a third-party platform and provide reports.

## References

- [1] Awportrait-fl. <https://huggingface.co/Shakker-Labs/AWPortrait-FL>. 6
- [2] Dalle-mini. <https://huggingface.co/spaces/dalle-mini/dalle-mini>. 6
- [3] Flux.1. <https://huggingface.co/black-forest-labs/FLUX.1-dev>. 6
- [4] Playground v2. <https://huggingface.co/playgroundai/playground-v2-1024px-aesthetic>. 6
- [5] Playground v2.5. <https://huggingface.co/playgroundai/playground-v2.5-1024px-aesthetic>. 6
- [6] Prompthero openjourney. <https://huggingface.co/prompthero/openjourney>. 5
- [7] Sdxl. <https://huggingface.co/docs/diffusers/en/using-diffusers/sdxl>. 6
- [8] Stable diffusion v1.4. <https://huggingface.co/CompVis/stable-diffusion-v1-4>. 5
- [9] Stable diffusion v2.1. <https://huggingface.co/stabilityai/stable-diffusion-2-1>. 5
- [10] Stable diffusion v3. <https://huggingface.co/stabilityai/stable-diffusion-3-medium>. 6
- [11] Josh Achiam, Steven Adler, Sandhini Agarwal, Lama Ahmad, Ilge Akkaya, Florencia Leoni Aleman, Diogo Almeida, Janko Altschmidt, Sam Altman, Shyamal Anadkat, et al. Gpt-4 technical report. *arXiv preprint arXiv:2303.08774*, 2023. 1
- [12] Andreas Blattmann, Tim Dockhorn, Sumith Kulal, Daniel Mendelevitch, Maciej Kilian, Dominik Lorenz, Yam Levi, Zion English, Vikram Voleti, Adam Letts, et al. Stable video diffusion: Scaling latent video diffusion models to large datasets. *arXiv preprint arXiv:2311.15127*, 2023. 1
- [13] Nicholas Carlini and David Wagner. Towards evaluating the robustness of neural networks. In *IEEE Symposium on Security and Privacy*, 2017. 8
- [14] Pin-Yu Chen, Huan Zhang, Yash Sharma, Jinfeng Yi, and Cho-Jui Hsieh. Zoo: Zeroth order optimization based black-box attacks to deep neural networks without training substitute models. *arXiv: Machine Learning*, abs/1708.03999:15–26, 2017. 8
- [15] Kalyanmoy Deb, Samir Agrawal, Amrit Pratap, and T Meyarivan. A fast and elitist multiobjective genetic algorithm: Nsga-ii. In *Parallel Problem Solving from Nature*, 2002. 2
- [16] Luciano Floridi and Massimo Chiriatti. Gpt-3: Its nature, scope, limits, and consequences. *Minds and Machines*, 30:681–694, 2020. 1
- [17] Jonathan Ho, Ajay Jain, and Pieter Abbeel. Denoising diffusion probabilistic models. *Advances in neural information processing systems*, 33:6840–6851, 2020. 2
- [18] Touseef Iqbal and Shaima Qureshi. The survey: Text generation models in deep learning. *Journal of King Saud University-Computer and Information Sciences*, 34(6):2515–2528, 2022. 1
- [19] Ziyi Kou, Shichao Pei, Yijun Tian, and Xiangliang Zhang. Character as pixels: A controllable prompt adversarial attacking framework for black-box text guided image generation models. In *IJCAI*, pages 983–990, 2023. 2, 8
- [20] Zhimin Li, Jianwei Zhang, Qin Lin, Jiangfeng Xiong, Yanxin Long, Xincheng Deng, Yingfang Zhang, Xingchao Liu, Minbin Huang, Zedong Xiao, Dayou Chen, Jiajun He, Jiahao Li, Wenye Li, Chen Zhang, Rongwei Quan, Jianxiang Lu, Jiabin Huang, Xiaoyan Yuan, Xiaoxiao Zheng, Yixuan Li, Jihong Zhang, Chao Zhang, Meng Chen, Jie Liu, Zheng Fang, Weiyang Wang, Jinbao Xue, Yangyu Tao, Jianchen Zhu, Kai Liu, Sihuan Lin, Yifu Sun, Yun Li, Dongdong Wang, Mingtao Chen, Zhichao Hu, Xiao Xiao, Yan Chen, Yuhong Liu, Wei Liu, Di Wang, Yong Yang, Jie Jiang, and Qinglin Lu. Hunyuan-dit: A powerful multi-resolution diffusion transformer with fine-grained chinese understanding, 2024. 5
- [21] Han Liu, Yuhao Wu, Shixuan Zhai, Bo Yuan, and Ning Zhang. Riatig: Reliable and imperceptible adversarial text-to-image generation with natural prompts. In *Proceedings of the IEEE/CVF Conference on Computer Vision and Pattern Recognition*, pages 20585–20594, 2023. 2, 8
- [22] Aleksander Madry, Aleksandar Makelov, Ludwig Schmidt, Dimitris Tsipras, and Adrian Vladu. Towards deep learning models resistant to adversarial attacks. In *International Conference on Learning Representations*, 2017. 8
- [23] Dario Pasquini, Evgenios M Kornaropoulos, and Giuseppe Ateniese. Llmmap: Fingerprinting for large language models. *arXiv preprint arXiv:2407.15847*, 2024. 1, 8
- [24] A. Ramesh, Prafulla Dhariwal, Alex Nichol, Casey Chu, and Mark Chen. Hierarchical text-conditional image generation with clip latents. *arXiv.org*, abs/2204.06125, 2022. 2
- [25] Aditya Ramesh, Mikhail Pavlov, Gabriel Goh, Scott Gray, Chelsea Voss, Alec Radford, Mark Chen, and Ilya Sutskever. Zero-shot text-to-image generation. In *International conference on machine learning*, pages 8821–8831. Pmlr, 2021. 1, 2
- [26] Yuxi Ren, Xin Xia, Yanzuo Lu, Jiacheng Zhang, Jie Wu, Pan Xie, Xing Wang, and Xuefeng Xiao. Hyper-sd: Trajectory segmented consistency model for efficient image synthesis, 2024. 6
- [27] Gurvan Richardau, Erwan Le Merrer, Camilla Penzo, and Gilles Tredan. The 20 questions game to distinguish large language models. *arXiv preprint arXiv:2409.10338*, 2024. 1, 8
- [28] Robin Rombach, Andreas Blattmann, Dominik Lorenz, Patrick Esser, and Bjoern Ommer. High-resolution image synthesis with latent diffusion models. *Proceedings - IEEE Computer Society Conference on Computer Vision and Pattern Recognition*, 2022. 2
- [29] Haz Sameen Shahgir, Xianghao Kong, Greg Ver Steeg, and Yue Dong. Asymmetric bias in text-to-image generation with adversarial attacks. *arXiv preprint arXiv:2312.14440*, 2023. 2, 8



- [30] Christian Szegedy, Wojciech Zaremba, Ilya Sutskever, Joan Bruna, Dumitru Erhan, Ian Goodfellow, and Rob Fergus. Intriguing properties of neural networks. *Computing Research Repository*, abs/1312.6199, 2013. 8
- [31] Hugo Touvron, Thibaut Lavril, Gautier Izacard, Xavier Martinet, Marie-Anne Lachaux, Timothée Lacroix, Baptiste Rozière, Naman Goyal, Eric Hambro, Faisal Azhar, et al. Llama: Open and efficient foundation language models. *arXiv preprint arXiv:2302.13971*, 2023. 1
- [32] Lvmin Zhang, Anyi Rao, and Maneesh Agrawala. Adding conditional control to text-to-image diffusion models. In *Proceedings of the IEEE/CVF International Conference on Computer Vision*, pages 3836–3847, 2023. 1
- [33] Haomin Zhuang, Yihua Zhang, and Sijia Liu. A pilot study of query-free adversarial attack against stable diffusion. In *Proceedings of the IEEE/CVF Conference on Computer Vision and Pattern Recognition*, pages 2385–2392, 2023. 2, 8

## A. Details of Attack Configuration

We append a five-character word at the end of the sentence. For the greedy method, we set the number of iterations to 100. For TVN, the generation steps, population size, and mutation rate are set to 100, 50, and 0.3.

To ensure the accuracy of TVN, we generate 1,000 candidate non-transferable prompts for each original prompt. By querying the CLIP-text scores of these candidate prompts on the target model, we select the prompt that results in the greatest reduction in CLIP-text score for subsequent validation.

## B. Images Generated by TVN

Fig. 10 shows images generated by TVN from both Dall-E mini and the target model. It can be observed that the adversarial prompts generated by TVN successfully attack the target model but are ineffective against Dall-E mini. Moreover, we did not apply any specific non-transferability optimization for Dall-E mini, indicating that our non-transferable prompts are effective in open-set scenarios.

However, in open-set scenarios, the effectiveness of TVN may be lower compared to close-set settings (see Fig. 11). For instance, prompts generated by TVN for OpenJourney can partially succeed in attacking Playground v2, but with a lower success rate. This indicates that prompts generated by TVN in open-set scenarios still exhibit some degree of transferability. Nevertheless, the success rate of attacks on the target model is significantly higher than on other models. This difference in attack rates can be used to distinguish between models, for example, by calculating the average CLIP-text score across multiple generated images.




Figure 10. Images Generated from Dall-E mini by TVN




Figure 11. Images Generated from Playground v2 by TVN

	Prompt
1	A photo of a cat.
2	A bird flying in the sky.
3	A bunch of purple grapes.
4	A close-up of a cat's face.
5	A bird soaring above the clouds.
6	Purple grapes on a vine.
7	A cat lying in the sun.
8	A bird gliding through a clear sky.
9	A cluster of purple grapes on a table.
10	A cat playing with a ball of yarn.

Table 4. Prompts for model verification

## C. Dataset study

We use GPT-4o to generate 10 basic prompts as the template to conduct experiments (see Tab. 4). For each candidate model, we select the prompt with the best results for verification.

## D. Case study

In this section, we use TVN on real models from third-party platforms. Without loss of generality, we chose the



	Target Mode CLIP-Text Score			Third-Party Platform Mode			
	Mean	SD	Threshold	1-shot Mean	1-shot Ture/False	5-shot Mean	5-shot Ture/False
<b>Stable Diffusion v1.4</b>	20.20	1.4	24.40	21.10	True	20.06	True
<b>Stable Diffusion v2.1</b>	19.32	0.8	21.72	18.91	True	19.12	True
<b>Hunyuan DiT v1.2</b>	18.44	2.5	25.94	19.38	True	19.67	True
<b>Openjourney</b>	22.64	1.3	26.54	23.40	True	25.32	True

Table 5. Performance of TVN for Third-Party Platform Model Verification

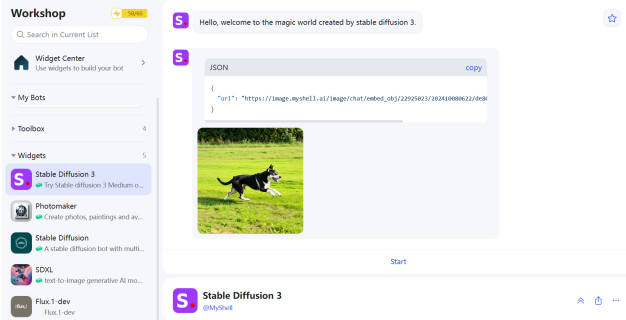


Figure 12. Example of the third-party platform that provides APIs for text-to-image models

most widely used third-party platform, Huggingface<sup>4</sup>. It is worth noting that TVN can also be effective on other third-party platforms (see Fig. 12).

Tab. 5 shows the performance of TVN for third-party platform model verification. As shown in the table, all four models were verified as "true" by TVN. This indicates that the models provided by the platform are consistent with their claims.

<sup>4</sup><https://huggingface.co>