



AAAR-1.0: Assessing AI’s Potential to Assist Research

Renze Lou¹ Hanzi Xu² Sijia Wang³ Jiangshu Du⁴ Ryo Kamoi¹ Xiaoxin Lu¹ Jian Xie⁵ Yuxuan Sun⁶
 Yusen Zhang¹ Jihyun Janice Ahn¹ Hongchao Fang¹ Zhuoyang Zou¹ Wenchao Ma¹ Xi Li⁷ Kai Zhang⁸
 Congying Xia⁹ Lifu Huang³ Wenpeng Yin¹

Abstract

Numerous studies have assessed the proficiency of AI systems, particularly large language models (LLMs), in facilitating everyday tasks such as email writing, question answering, and creative content generation. However, researchers face unique challenges and opportunities in leveraging LLMs for their own work, such as brainstorming research ideas, designing experiments, and writing or reviewing papers. In this study, we introduce AAAR-1.0, a benchmark dataset designed to evaluate LLM performance in three fundamental, expertise-intensive research tasks: (i) EQUATIONINFERENCE, assessing the correctness of equations based on the contextual information in paper submissions; (ii) EXPERIMENTDESIGN, designing experiments to validate research ideas and solutions; (iii) PAPERWEAKNESS, identifying weaknesses in paper submissions; and (iv) REVIEWCRITIQUE, identifying each segment in human reviews is deficient or not. AAAR-1.0 differs from prior benchmarks in two key ways: first, it is explicitly research-oriented, with tasks requiring deep domain expertise; second, it is researcher-oriented, mirroring the primary activities that researchers engage in on a daily basis. An evaluation of both open-source and closed-source LLMs reveals their potential as well as limitations in conducting sophisticated research tasks. We will keep iterating AAAR-1.0 to new versions. **Project Webpage:** <https://renzelou.github.io/AAAR-1.0/>

¹Pennsylvania State University; ²Netflix; ³University of California, Davis; ⁴University of Illinois Chicago; ⁵Fudan University; ⁶Zhejiang University; ⁷University of Alabama at Birmingham; ⁸Ohio State University; ⁹Salesforce Research. Correspondence to: Renze Lou <renze.lou@psu.edu>, Wenpeng Yin <wenpeng@psu.edu>.

1. Introduction

Although AI has brought transformative changes to various aspects of life, its impact on researchers unfolds in a nuanced manner. On the one hand, AI assists in various research disciplines, such as Social Science (Neuman et al., 2023), Finance (Gu et al., 2024), Medicine (Rakhimov et al., 2022), GeoScience (Praskievicz, 2018), etc., significantly expediting academic processes. However, many of these applications are superficial, often limited to data-driven clustering or classification. On the flip side, the AI era poses challenges for researchers. Despite its ability to streamline some activities, researchers still face demanding, cognitively intensive tasks such as staying current through extensive paper reading, rapidly generating ideas in response to fast-paced advancements, conducting rigorous experiments to substantiate claims, and managing an increasing volume of peer reviews. Then a question looms: *How effectively can AI assist researchers in tasks that are domain-specific, expertise-demanding, and reasoning-intensive?*

Existing works proved the promising potential for using LLMs in assisting AI research. Si et al. (2024) conducted a large-scale human study and found that LLMs can generate creative research ideas. Lu et al. (2024) proposed an autonomous agent to handle complicated research workflow and write a whole research paper. However, most of these works focus on addressing highly subjective problems that require a high degree of expertise, making evaluation laborious and hard to reproduce. This underscores the need for a comprehensive benchmark that rigorously assesses LLMs’ capabilities in expertise-intensive research activities.

To this end, in this work, we introduce AAAR-1.0, a novel benchmark that aims to comprehensively assess the LLMs’ capacity on expert-level research tasks. As illustrated in Figure 1, AAAR-1.0 decomposes three distinct expert-level AI research tasks from the researcher’s daily activities, including i) EQUATIONINFERENCE, investigating whether the LLMs can infer the equation correctness based on the paper context; ii) EXPERIMENTDESIGN, validating LLMs’ ability on designing reliable experiments for a research idea; iii) PAPERWEAKNESS, testing the quality of weaknesses discovered by LLMs from paper drafts; and iv) REVIEW-

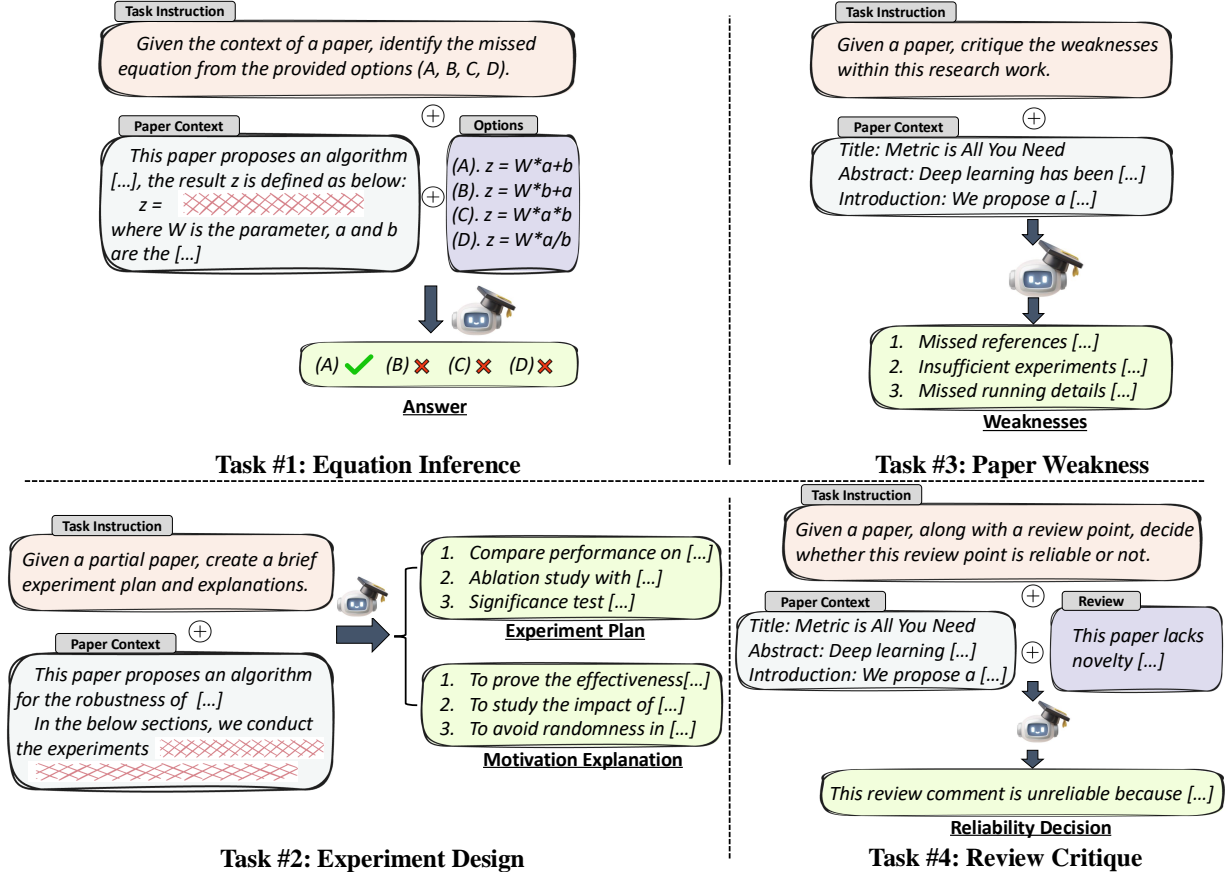


Figure 1: The input-output illustration of four tasks in the proposed AAAR-1.0 benchmark.

CRITIQUE, investigating whether LLMs can identify and explain the deficient/unreliable human-written paper reviews. To ensure data quality, senior AI researchers with extensive domain expertise perform data annotation for AAAR-1.0, followed by rigorous multi-round data examination and filtering. All three tasks require models to possess strong domain knowledge covering various cutting-edge research findings, as well as expert-level research experience, to the extent that even humans need substantial research accumulation to tackle the tasks we designed. Crucially, tasks here are singular, stand-alone challenges (with clear input and output expectations) rather than a complicated task chain (Li et al., 2024; Lu et al., 2024), providing a more transparent assessment of the model’s intermediate output.

Benefiting from the proposed automatic metrics, we conduct extensive experiments across numerous mainstream LLMs, where we find that:

- With a random guess baseline of 40% F_1 , the performance of most LLMs on EQINFER hovers just slightly above chance, with the top models reaching around 46%. This highlights the difficulty of the task, despite its reliance primarily on local context reasoning.

- In EXPDESIGN, LLM-designed experiments are innovative and more diverse than those by humans; however, many are trivial, lack feasibility, and stray from the original research objectives.
- In PAPERWEAKNESS, LLM-identified weaknesses often lack depth and specificity, making them broadly applicable and less useful for providing feedback on paper drafts.
- In REVIEWCRITIQUE, LLMs struggle to effectively identify deficient human reviews, indicating limited usefulness in assisting meta-reviewers in evaluating the quality of individual paper reviews. LLMs generated weakness lacks sufficient domain-specific knowledge, model always tends to generate some vague weaknesses that can be applied to any other papers.

2. Related Work

LLMs for AI Research. With the rapid evolution of pertaining techniques, LLMs are found to be useful in assisting various research disciplines (Yu et al., 2024a; Labrak et al., 2024), particularly in AI research, such as generating novel research ideas (Kumar et al., 2024; Yu et al., 2024b), reviewing research draft (Gao et al., 2024; Du et al., 2024; Liang

et al., 2024), and writing scientific papers (Chamoun et al., 2024; Lu et al., 2024). For example, Si et al. (2024) conducted a large-scale human investigation on LLM-generated research ideas and found that LLMs can generate novel ideas compared with humans while lacking feasibility. Du et al. (2024) found that while LLMs are effective at summarizing papers, they tend to overly trust the authors’ claimed strengths and struggle to identify weaknesses specific to the paper. Furthermore, some works try to employ LLMs to solve more complicated research tasks that are composed of multiple steps (Li et al., 2024; 2023; Tang et al., 2023). Notably, Lu et al. (2024) proposed AI-SCIENTIST, an autonomous agent framework that can handle a series of challenging research tasks consecutively, including generating research ideas, coming up with the corresponding experiments along with the implementations, and then writing the final research paper — exactly how human conduct a whole research pipeline. However, there is still a lack of systematic evaluations and quantitative analyses on the LLMs’ (intermediate) output of each single-step research task. Our work focuses on building a benchmark that has individual research steps with clear input-output expectations, thus making it suitable for comprehensive LLMs evaluation.

Benchmarks for AI Research Tasks. Existing “LLM assists research” benchmarks mainly focus on the implementation and execution part of the research pipeline (Lu et al., 2024; Chen et al., 2024a; Li et al., 2024; Chan et al., 2024). For instance, Huang et al. (2024) proposed MAgentBench to test the LLMs’ capacity for writing project code and training the ML models, where the evaluation metric is the test performance of the models trained by LLMs. However, real-world AI research activities are diverse and some of them are hard to assess for quality, such as generating research ideas, which requires intensive manual assessment (Si et al., 2024; Liang et al., 2024). Our work centers on tasks that emphasize a comprehensive mastery of the scientific research field and core elements of a researcher’s daily workload, and we try to build curated task-specific metrics for every single task for a more efficient and accurate LLMs appraisal.

3. AAAR-1.0

Figure 2 provides a data construction overview. In the following sections, we elaborate on the data collection details, including § 3.1 EQUATIONINFERENCE (EQINFER), § 3.2 EXPERIMENTDESIGN (EXPDESIGN), and § 3.3 PAPERWEAKNESS (WEAKNESS), and § 3.4 REVIEWCRITIQUE.

3.1. EQUATIONINFERENCE

Crafting a correct scientific equation in paper writing or validating an equation in paper reviewing is challenging,

as it requires a thorough understanding of an algorithm or the intricate relationships among numerous variables. Directly prompting LLMs to generate equations proves overly demanding. Therefore, this work formulates EQINFER (Figure 1) as a binary inference task.¹

① **Data crawling and cleaning.** For the data source, we adopt the pre-compilation LaTeX code for two reasons: i) existing PDF parsing tools, such as PyMuPDF and PaperMage (Lo et al., 2023), can introduce considerable noise to the parsed equation text; ii) considering most of existing LLMs are capable with processing LaTeX code, using LaTeX source instead of parsed text can be more accurate and provide LLMs with richer information. Meanwhile, we only crawl those peer-reviewed papers accepted by top-tier conferences to avoid using low-quality human-written equations. Accordingly, we first obtain the accepted paper list from ACL Anthology, from year 2019 to 2023. Next, we search each paper on arXiv to crawl its LaTeX source (if it exists). Finally, we get a total of 1,762 papers’ source LaTeX packages. We then clean the LaTeX sources by deleting all the comments and combining multiple cross-referred .tex files into a main file. Afterward, we use regex to randomly extract (at most) 3 equations’ code snippets per paper, resulting in 3,877 human-written equations.

② **LLM-based equation synthesis.** As EQINFER assessing whether the LLMs can infer the correctness of equation (i.e., binary classification), for each human-written positive equation, we have to craft counterpart negative equations. To this end, for each positive equation, we prompt GPT-4 to synthesize a negative equation based on the paper context. We repeat this prompt (with a high decoding temperature) until three different negative equations are synthesized.²

③ **LLM-based filtering.** However, the LLM-synthesized equations can be context-unaligned, i.e., some synthesized equations contain notation that is never defined in the paper context, which becomes a superficial shortcut and too effortless for LLMs to identify. To improve data quality, we prompt GPT-4 to identify context-unaligned negative equations. We then eliminate the positive equation and its negative counterparts, where all three negative counterparts are unaligned. This filtering leads to a final of 1,449 positive equations and 4,347 negative equations (each positive equation has three negative counterparts, and at least one negative counterpart is “challenging”).

④ **Expert-based examination.** Furthermore, it’s also possible that synthesized negative equations are actually correct (i.e., false negative) — even if the negative and positive

¹EQINFER also facilitates a multiple-choice QA setting; while we find a binary inference is more challenging for LLMs.

²The number of negative equations is empirically decided.

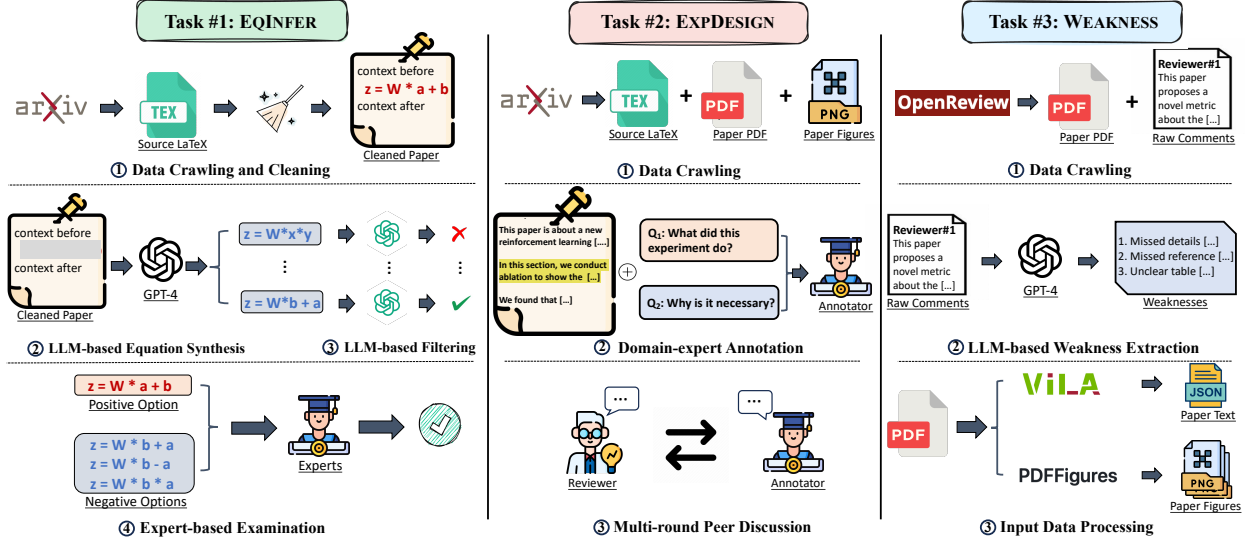


Figure 2: Data construction workflows of the three tasks in AAAR-1.0.

equations are written differently, the final compiled results might be the same. We then employ human experts to review the data further and filter out false negative equations, checking the classification instances for accuracy.

We asked 5 senior PhD students who are experienced in AI research to check all instances. We ask human experts to consider the following criteria for each positive equation and its negative counterparts (each pair): i) **Are all equations grammatically correct?** ii) **After compilation, are all negative equations different from the positive ones?** We ask every human expert to use external LaTeX compilation tools (e.g., TeXlive), and identify the pairs that cannot meet the criteria. Each pair is examined by at least two experts, and we only keep pairs that all experts decide to keep. After this strict examination, a total of 1,049 pairs are eventually kept (27.6% pairs are filtered)

Final data. We finally obtain 1,049 positive equations (each has three negative counterparts). We show data statistics of EQINFER in Table 9 and data examples in Figure 8.

3.2. EXPERIMENTDESIGN

Given a research topic, such as a novel ML algorithm, a qualified researcher can design a solid experiment plan for it, and clarify underlying motivation to ensure the reliability of the designed experiment. Unlike the concurrent works that focus on the experiment implementation (Lu et al., 2024; Huang et al., 2024), we emphasize the importance of assessing the high-level experiment design of LLMs before the subsequent implementation to avoid any expensive execution iteration. Therefore, as shown in Figure 1, we formulate **EXPDESIGN** as a text-generation task that takes pre-experiment paper context as input, and then generates the experiment and explanation list.

① Data crawling. As for the data source, we first collect $\geq 10k$ papers’ data from arXiv, including LaTeX sources and PDFs, which cover broad AI categories, including cs.AI, cs.CL, and cs.CV, from year 2018 to 2023. Similarly, to ensure the source data quality, we only use papers that have appeared at well-known conferences.

② Domain-expert annotation. Making a reliable and executable experiment plan requires solid foundation knowledge of a specific research area. Consequently, we set a high standard for choosing annotators: i) be a senior Ph.D. student with at least one peer-reviewed publication in leading AI venues; ii) have more than 4 years of AI research experience; iii) frequently serve as conference reviewers. Finally, we invite a total of 10 qualified experts to participate in our data collection procedure. Given the 10k crawled papers, we first ask every annotator to bid on the papers that they are interested in. After bidding, each of them is assigned 10 papers, i.e., a total of 100 papers to be annotated. During annotation, we post each paper PDF on online Google Drive and ask the annotator to first carefully read the whole paper. Then, we ask them to identify and locate the key experiments in each paper (i.e., highlighting the relevant paragraphs of each experiment). We don’t consider some trivial experiments, such as those supplemental analyses in the appendix section. For each identified experiment, the annotator has to concisely answer two questions: i) **What did this experiment do?** ii) **Why did the paper authors conduct this experiment?** In other words, we ask the annotator to summarize all the key experiments in this paper and explain the underlying motivations based on their rich domain experience.

③ Multi-round peer discussion. Intuitively, different experts might have different opinions on the same research

topic. Particularly, when explaining the underlying motivation of an experiment, adopting only a single expert’s opinion might introduce bias to our annotation. Hence, we conduct a further multi-round peer discussion. For each paper, where all the key experiments are identified, summarized, and explained, we ask a different expert (reviewer) to review the annotation by considering the following three criteria: i) **Are the identified experiments all the key experiments?** ii) **Does each experiment summarization covers all key information?** iii) **Does each explanation sound reasonable and reliable?** Each reviewer must leave comments on the online PDF regarding the above criteria, and then the annotator must respond to each comment — either accept the suggestion and revise the previous annotation or provide a “rebuttal” to the reviewer to uphold the annotation. This discussion is iterative until both opinions align. Eventually, for each paper, we collect two lists: i) the experiment list, summarizing each experiment step of the paper; ii) the explanation list, the underlying motivations that are one-one corresponding to the experiment.

Final data. After annotation, we use the pre-experiment context of each paper (according to the first-experiment location identified by the annotator) as the input. Furthermore, we use GPT-4 to delete any sentence that potentially leaks the experiment from the input.³ Similar to the EQINFER, we utilize the source LaTeX as the input text to avoid PDF parsing noise. As for the image input, we collect those figures within each paper’s source LaTeX package and only keep figures that are used in the pre-experiment context. Overall, a total of 100 instances are collected. As shown in Figure 1, the input of each instance is the pre-experiment context (including the figures), and the ground-truth output is the expert-annotated experiment plan and the explanations. Table 10 shows data statistics and Figure 9 illustrates the sample case in EXPDESIGN.

3.3. PAPERWEAKNESS

Another critical research task is paper review. Previous works have demonstrated the usefulness of the LLM-based review feedback (Gao et al., 2024; Jin et al., 2024; Lu et al., 2024). However, as indicated by Du et al. (2024); Liang et al. (2024), LLMs only excel at summarizing the research strengths while falling significantly short on weakness criticism. Hence, we build **WEAKNESS** for particularly investigating the LLM-generated weaknesses.

① **Data crawling.** We first crawl a total of 3,779 anonymous submissions of *ICLR 2023* from OpenReview,⁴ including PDF and other meta information (e.g., scores, decisions,

and tracks). As the *ICLR 2023* has 13 distinct tracks while the paper distribution across different tracks is highly biased, we then uniformly sample papers from different research tracks to improve the domain diversity. Meanwhile, during sampling, we also keep the accept/reject papers distributed equally to avoid data bias. In a word, we finally collect a total of 1,000 papers (500 accepted; 500 rejected), uniformly covering all 13 tracks. Please refer to Figure 3 for the track and score distribution of the 1,000 papers.

② **Extraction of human-written weaknesses.** Since the raw comments crawled from *ICLR 2023* are mixed with both strengths and weaknesses, we further employ GPT-4 to extract all the weaknesses from each reviewer’s comments and compose multiple weaknesses into a list. Notably, we force GPT-4 to keep the original text of the reviewer, i.e., all weaknesses in our dataset are those original sentences written by the reviewer without any modifications.⁵ What’s more, sometimes one reviewer might repeatedly mention the same weakness throughout the comment. In this case, we simply keep all the repeated weaknesses because, if one weakness is repeatedly mentioned by the reviewer, it’s intuitively an important weakness that the reviewer wants to emphasise; accordingly, keeping the repeat items can penalize LLMs more on missing this weakness.

For each paper, we can finally get multiple weakness lists (one weakness list per reviewer, one paper can have multiple reviewers). We further delete a few papers without any weaknesses found in the raw comments, resulting in a total of 993 instances, i.e., 993 {paper, weakness lists} pairs.

③ **Input data processing.** As we mentioned before, we crawl papers from OpenReview instead of arXiv because the under-review paper draft is required for this task. However, not every paper from OpenReview can be found on arXiv, i.e., the source LaTeX code and figures of most under-review papers are unavailable. Therefore, we utilize VILA (Lin et al., 2023) to parse text data out from the PDF; we also employ PDFFigures-2.0 (Clark & Divvala, 2016) to extract all the figures and tables (in image) from the paper, as Vila is not good at processing the table data.

Final data. Our final data is composed of 993 instances, each input is paper text along with figure/table images, and each output is peer reviewers’ weakness lists. Table 11 shows data statistics; Figure 10 presents an example of the data instances. We show the data diversity (score and track distribution) in Figure 3.

³About 9.8% sentences are deleted.

⁴We adopt ICLR because it releases full submissions, while some other conferences only release accepted papers.

⁵We manually checked GPT-4’s extraction results of 200 cases — GPT-4 only missed $\leq 1\%$ of reviewer-written weaknesses and maintained almost all the original text.

3.4. REVIEWCRITIQUE

In addition to identifying weaknesses in paper drafts, a more challenging research task that requires more senior research experience is conducting meta-reviewing. Given a paper submission, along with individual reviews and author rebuttals, meta-reviewing is not to summarize individual reviews. Instead, a meta-reviewer must go through all the information and make a final recommendation. This requires the meta-reviewer to identify deficient/unreliable review segments (e.g., if a viewpoint is too subjective or contains factual errors) in each individual review and make a decision based on the non-deficient ones. This task demands years of experience in the relevant domain; even for human experts, only senior researchers are typically qualified for meta-reviewing. Therefore, as illustrated in Figure 1, we also investigate how LLMs assist meta-reviewers, specifically in identifying deficient review points.

We reuse the **REVIEWCRITIQUE** dataset from our recent work (Du et al., 2024), where we crawled papers’ initial submissions along with their reviews from OpenReview and employed more than 40 AI research experts to label each review segment (i.e., deficient or not), with detailed human explanations. In total, there were 100 papers with 380 human reviews. Each review was divided into sentence-level segments, resulting in 11,376 review segments (viewpoints).

4. Evaluation Criteria

For **EQINFER**, we adopt F_1 as the classification criterion. For **EXPDESIGN** and **WEAKNESS**, since both tasks have free-form outputs, we develop several novel task-specific metrics in addition to the conventional ROUGE (Lin, 2004).

We use LLMs to evaluate the experiment list of **EXPDESIGN**. Specifically, given a model-predicted experiment list p , and the ground-truth list g , we calculate:

$$\text{En-Precision} = \frac{1}{m} \sum_{i=1}^m f(p_i, g) \quad (1)$$

$$\text{En-Recall} = \frac{1}{n} \sum_{j=1}^n f(g_j, p) \quad (2)$$

where the m and n are the list length of p and g ; $f(\cdot)$ represents the LLM prompting, where we prompt LLM to decide whether each predicted experiment item (p_i) is entailed by the whole ground-truth list (g), proceeding with binary output, and vice versa. Intuitively, En-Precision reflects how many prediction experiments match ground-truth experiments. In this work, we used GPT-4o as an evaluator.

While for the explanation generation of **EXPDESIGN**, as the prediction experiments are one-on-one corresponding to the

ground truth, we adopt a semantic-based metric:

$$\text{S-Match} = \frac{1}{m} \sum_{i=1}^m \text{sim}(p_i, g_i) \quad (3)$$

where we use SentenceBERT (Reimers, 2019) to measure the semantic similarity between p_i and g_j .

Unlike **EXPDESIGN**, the ground truth of **WEAKNESS** is multiple reviewers’ weakness lists. Instead of merely merging the opinions of various reviewers into one flattened list and keeping LLM-as-judge as the metric (which is not only costly but also loses the structural information of diverse research perspectives), we employ the following semantic-based metric to efficiently evaluate predicted weaknesses:

$$\text{S-Precision} = \frac{1}{m} \sum_{i=1}^m \left(\frac{1}{r} \sum_{k=1}^r \max_j \text{sim}(p_i, g_j^k) \right) \quad (4)$$

$$\text{S-Recall} = \frac{1}{r} \sum_{k=1}^r \left(\frac{1}{n_k} \sum_{j=1}^{n_k} \max_i \text{sim}(g_j^k, p_i) \right) \quad (5)$$

where r is the number of reviewers of the given paper, n_k means the length of k -th reviewer’s weakness list, and g_j^k indicates the j -th item in k -th reviewer’s weakness list.

Additionally, in the real world, we would think a review weakness is reliable if it is specific to a paper. Meanwhile, we also hope the review is informative, i.e., no excessive similar weaknesses in one review. Inspired by the classic TF-IDF, we propose a novel review diversity metric:

$$\text{ITF-IDF} = \frac{1}{w} \sum_{j=1}^w \left(\frac{1}{m_j} \sum_{i=1}^{m_j} \log \left(\frac{m_j}{O_i^j} \right) \times \log \left(\frac{w}{R_i^j} \right) \right) \quad (6)$$

$$O_i^j = \sum_{k=1}^{m_j} \text{sim}(p_i^j, p_k^j) \quad (7)$$

$$R_i^j = \sum_{l=1}^w \max_s \text{sim}(p_i^j, p_s^l) \quad (8)$$

where the w is the total number of papers in the dataset, p^j is j -th paper’s prediction weakness list, p_i^j is the i -th weakness in p^j . Moreover, O_i^j calculates the intra-paper occurrence frequency of p_i^j ; R_i^j is the “soft” number of papers that also contain the p_i^j , which is computed by summing the maximum similarity scores between p_i^j and other paper’s weaknesses. In a word, O_i^j measures informativeness, and R_i^j measures specificity. The complete ITF-IDF consider both aspects and reflects the overall weakness diversity.

For **REVIEWCRITIQUE**, we use F_1 score as the classification metric; while for the deficiency explanation, we use ROUGE (Lin, 2004) and BERTScore (Zhang et al., 2020) to reflect how well the model-generated explanation aligns with the expert’s annotation.

Table 1: Various LLMs’ performances on **EQINFER** task (1,049 positive and 3,147 negative samples). “All-positive” indicates a baseline that predicts all equations as positive.

Methods	F ₁	Prec.	Rec.
All-Positive	40.00	25.00	100.00
<i>Open-source LLMs</i>			
OLMo-7B (Groeneveld et al., 2024)	13.64	11.93	15.91
Mistral-7B (Jiang et al., 2023)	28.45	19.28	54.24
Mixtral-8x22B-MoE (Jiang et al., 2024)	40.90	26.15	93.80
Qwen 2.5-72B (Qwen Team, 2024)	31.22	26.28	57.40
Llama 3.1-70B (MetaAI, 2024)	33.08	22.14	65.39
<i>Closed-source LLMs</i>			
Gemini 1.5 Pro (Anil et al., 2023)	46.74	32.05	86.27
Claude 3.5 sonnet (Anthropic, 2024a)	45.13	29.48	96.18
GPT-4o (OpenAI, 2024a)	40.35	30.79	58.53
o1-preview (OpenAI, 2024b)	46.35	31.43	88.27

5. Experiments and Analyses

In this section, we conduct extensive experiments on AAAR-1.0, across various mainstream LLMs, to quantify the current LLMs’ capacity to tackle high-level research tasks. Specifically, § 5.1 for **EQINFER**, § 5.2 for **EXPDESIGN**, § 5.3 for **WEAKNESS**; and § 5.4 for **REVIEWCRITIQUE**. Please refer to Appendix B.2 for running details of the LLMs.

5.1. EQUATIONINFERENCE

Settings. As different LLMs have distinct context windows, to ensure a fair comparison, we fix the maximum input length for all models. According to Table 9, we empirically use 1,000 words for both contexts before and after equations, i.e., 2,000 surrounding words.

Main results. Table 1 shows the main results. Firstly, a simple baseline that predicts all equations as positive achieves 40% F₁ (due to the 1:3 of positive and negative equations), while nearly all open-source LLMs even cannot beat this naive baseline. Notably, though the performance of Mixtral is slightly superior to the baseline, the extremely biased precision and recall scores imply that Mixtral is also simply predicting almost all samples as positive instead of truly inferring. Meanwhile, compared to the All-Positive baseline, the performance superiority of the strong close-source LLMs is not significant, the best LLM on this task only obtains 46.74%, which demonstrates the challenge of EQINFER compared with other similar benchmarks (Song et al., 2023). The generally high recall with low precision of all LLMs also indicates real-world risks, e.g., relying on LLMs to check the validity of equations in paper review.

Q: Do more contexts boost performance? EQINFER places high demands on reasoning within the scientific

context. To quantify the impact of input context length, we scale the input length (per side) from 100 to 1,500 words. As shown in Figure 4, for the open-source LLMs (Llama and Qwen), an appropriate context length can boost the performance; while for GPT-4o, scaling up the context length doesn’t contribute much to the F₁. However, during the scaling, we find that the precision of GPT-4o is gradually increased, and the recall is decreased accordingly; considering the label distribution of EQINFER, we believe precision can better reflect the model’s true capacities on this task. Thus, we anticipate that scaling up context shall be beneficial to those strong close-source LLMs such as GPT-4o.

5.2. EXPERIMENTDESIGN

Settings. Similarly, we unify the input context length of different LLMs to ensure a fair comparison. According to Table 10, we set 2,000 and 3,000 input words for open- and closed-source LLMs, respectively. Meanwhile, as experiment explanation is the subsequent task of experiment design, using model-generated experiments can propagate errors in explanation, leading to inferior results for most LLMs. To this end, we provide LLMs with the oracle experiments when generating explanations.

Main results. Table 2 shows the main results. For the experiment design, the closed-source LLMs generally outperform open-source LLMs. However, the score values of all LLMs are relatively low (20%~30%), implying the LLMs consistently miss ground-truth experiments from the origin paper (low recall), and they tend to generate more novel experiments that didn’t show in the origin paper (low precision). As for the experiment explanation, the S-Match scores of closed-source LLMs still surpass the open-source LLMs. Furthermore, there is a negative correlation between S-Match and ROUGE score, where the ROUGE scores of closed-source LLMs are broadly inferior. We find that the open-source LLMs often try to copy the terms or phrases from the given experiment, or even simply paraphrase the experiment instead of explaining, which results in a high superficial overlap with the ground-truth explanation. This observation highlights the importance of adopting the proposed S-Match to avoid evaluation bias of traditional generation metrics.

Q₁: What is the quality of the model-generated novel experiments? The low En-Precision of LLMs in Table 2 indicates the creativity of LLMs in generating novel experiments. We then randomly sample 15 papers from the EXPDESIGN and ask 3 experts to manually review the model-generated novel experiments. Specifically, we ask the experts to judge the necessity of the novel experiments, where we set three necessity levels: “A” indicates the experiment is necessary/mandatory to support the main claim, “B” rep-

Table 2: Various LLMs’ performances on the 100 instances of **EXPDESIGN**. The explanation generation is based on the oracle experiments to prevent error propagation. “Copy Input” directly copies each experiment idea as the explanation.

Methods	Experiment Design			Experiment Explanation		
	En-F ₁	En-Precision	En-Recall	S-Match	ROUGE-L	ROUGE-1
Copy Input	—	—	—	40.32	22.06	25.28
<i>Open-source LLMs</i>						
OLMo-7B (Groeneveld et al., 2024)	14.80	17.50	19.80	45.78	26.30	30.38
Mistral-7B (Jiang et al., 2023)	18.96	24.83	21.38	50.18	30.20	34.69
Mixtral-8x22B-MoE (Jiang et al., 2024)	23.16	24.45	30.57	49.07	29.96	34.53
Llama 3.1-70B (MetaAI, 2024)	22.92	23.10	29.76	50.05	29.33	34.11
Qwen 2.5-72B (Qwen Team, 2024)	24.28	22.48	34.44	51.12	29.46	34.68
<i>Closed-source LLMs</i>						
Gemini 1.5 Pro (Anil et al., 2023)	27.25	28.66	34.92	52.87	28.52	33.80
Claude 3.5 sonnet (Anthropic, 2024a)	27.99	24.48	42.09	53.03	18.75	26.15
GPT-4o (OpenAI, 2024a)	25.03	22.25	36.59	54.79	27.54	34.31
o1-preview (OpenAI, 2024b)	30.13	28.13	38.59	58.55	29.11	36.70

Table 3: The human evaluation results on the novel experiments suggested by LLMs. “A”, “B”, and “C” represent the different quality level (i.e., necessity); “A” is the best level.

Models	# of novel EXP	Necessity (%)	
		A	B
Gemini 1.5 Pro	59	30.59	45.76
Claude 3.5 sonnet	112	21.78	50.00
o1-preview	71	35.84	36.61

resents optional/supplementary experiments, and “C” for those unrelated experiments (see Appendix C.2 for evaluation details). Table 3 shows the necessity scores of the three strongest LLMs. We find that LLMs consistently generate a lot of novel experiments, especially the Claude; though most of them are optional, even fancy/unrelated experiments, there are still a considerable amount of necessary experiments generated, e.g., the results of o1. We further find that some novel experiments can be regarded as useful supplementary analyses w.r.t. the human experiments. Table 13 shows examples of model-suggested experiments.

Q₂: Can self-contained experiment design enhance the experiment explanation? When generating the explanation in Table 2, we provide LLMs with each individual experiment and let them explain one by one, because we find that, when providing the whole experiment list, those open-source models only explain partial experiments because of their poor instruction-following capacity. However, there are intuitively some semantic or logical relations between different experiments, e.g., some experiments are prerequisites to others. Therefore, this one-by-one prompting might break the self-containment of an experiment plan. Consequently, we test with the “whole-list” prompting, where the

Table 4: The impact on S-Match scores of maintaining the experiment’s self-containment for **EXPDESIGN**.

Models	One-by-One	Whole-List
Llama 3.1-70B	50.05	49.36 (↓ 0.7)
Qwen 2.5-72B	51.12	48.56 (↓ 2.6)
Gemini 1.5 Pro	52.87	57.48 (↑ 4.6)
Claude 3.5 sonnet	53.03	59.11 (↑ 6.1)
GPT-4	55.03	56.95 (↑ 1.9)
GPT-4o	54.79	58.54 (↑ 3.8)
o1-preview	58.55	61.58 (↑ 3.0)

LLMs are given the complete experiment list and are asked to explain all experiment steps together.

As shown in Table 4, unlike the open-source LLMs, the explanation performances of those closed-source LLMs are generally improved after adopting whole-list prompting. According to further manual checking, after maintaining the self-containment of the experiments, the LLMs can refer to other experiments and better grasp the underlying motivation of the current experiment.

Q₃: Do human evaluation results align with automatic metrics for explanation? As the explanation can be opened, in this paragraph, we provide the human evaluation results on different LLMs’ experiment explanation outputs. In detail, we randomly select 20 out of 100 papers and ask 5 annotators to read the experiments along with each model’s explanations; we then let the annotator decide whether each model’s explanation is acceptable (see Appendix C.3 for more details). Table 5 illustrates the results, where the score variance is higher than Table 2. However, the performance ranking of both tables is perfectly correlated with each other

Table 5: The human evaluation results on LLMs’ output explanations of EXPDESIGN. “Acc. ratio” means how many model outputs are accepted by the annotator.

Models	Acc. ratio
Llama 3.1-70B	22.93
Gemini 1.5 Pro	55.07
Claude 3.5 sonnet	61.46
GPT-4o	69.72
o1-preview	76.14

(Spearman’s rank correlation coefficient = 1), demonstrating the effectiveness of S-Match.

Q₄: Do more contexts boost performance? We also investigate the impact of input context length for EXPDESIGN. As shown in Figure 5, we scale up the input pre-experiment context length from 0.1k to 10k tokens (10k is the length of the longest paper). For the experiment design, more input context does improve the performance of different LLMs, while this benefit stops after exceeding 8k tokens, which means that after the necessary information has been covered, scaling context becomes inefficient. Meanwhile, the explanation generation results reveal that LLMs primarily depend on given experiments rather than paper context to explain motivations. However, we do not expect this as we hope LLMs can explain the motivation based on a thorough understanding of the paper, just like how human experts do. Hence, there is still a considerable gap between the LLMs and humans in terms of grasping research motivations.

Q₅: Does multi-modal input boost performance? Intuitively, besides the text, when designing experiments for a given research topic, the figures can provide rich supplementary information, such as an algorithm illustration that can help better understand this research topic and underlying motivations. Hence, we test the performance of different LMMs (Large Multimodal Models), including GPT4-o and InternVL2 (Chen et al., 2024b). Table 14 shows the ablation results on the figure data. To our surprise, the figure data doesn’t improve the LMMs’ results in this task, even harming the performances. This might be due to the low informativeness of the figures, as figures usually consume more input tokens but act only as supplementary information to the text, indicating future work on developing LMMs that can effectively leverage the scientific figures.

5.3. PAPERWEAKNESS

Settings. Intuitively, full paper content is necessary for paper reviewing. Therefore, instead of setting a maximum input length, in WEAKNESS, we try to utilize the whole

paper. As the input length of WEAKNESS is extremely long (see Table 11), we adopt a “split-combine” method — we first split the whole paper into smaller pieces and let LLMs predict the weaknesses of each piece separately; after that, we merge all pieces’ weaknesses as a final prediction. For the length of each small piece, we set 2,000 and 3,000 words for open- and closed-source LLMs, respectively. Additionally, in this task, we also examine the performance of AI-SCI (Lu et al., 2024), which enhances LLMs’ paper review ability by leveraging advanced prompting techniques, e.g., self-reflection (Shinn et al., 2024) and response ensembling (Wang et al., 2023).⁶

Main results. Table 6 shows the main results, where the closed-source LLMs’ overall performances are generally superior to the results of open-source LLMs. Similarly, closed-source LLMs are particularly excellent in S-Recall because of more generated weaknesses. However, there is still a considerable gap in the weakness diversity between the LLMs and human experts.⁷ Compared with human review, most LLM-generated weaknesses are vague and lack the necessary knowledge about some frontier research works. Surprisingly, AI-SCI performs worse than backbone GPT-4o, especially on ITF-IDF, which suggests the challenge of WEAKNESS, i.e., simply adopting popular prompting techniques cannot well address this task.

Q₁: Is the split-combine effective? Ideally, if the LLM has a sufficient context window size, splitting the input papers for separate processing is unnecessary. Consequently, in this paragraph, we utilize the LLMs accepting long context input to compare “split-combine” with “no-split”, i.e., letting LLMs write weaknesses by giving the full paper. In practice, we set the maximum number of input words to 20k, which ensures $\geq 95\%$ papers in the WEAKNESS can be fully processed. As shown in Table 12, compared with giving the full paper contexts, split-combine generally brings about superior performances. During manual checking, we find that, when full paper is available, LLMs frequently neglect some important sections and omit weaknesses accordingly, while split-combine ensures that the LLMs can carefully brainstorm weaknesses within each smaller piece. Surprisingly, the LLMs’ performances with full paper context can be even worse than just remaining the first 3,000 words. This implies that even the current powerful long-context LLMs still fall short when processing long scientific documents.

⁶We don’t run AI-SCI on EXPDESIGN, because AI-SCI takes model-generated ideas as the inputs, which are incompatible with our task setting.

⁷The human’s ITF-IDF score in Table 6 can be slightly underestimated. This is because we keep the repeated weaknesses in the human review, which affects the human review’s informativeness (lower ITF) but is useful when calculating the S-Recall for LLMs.

Table 6: Various LLMs’ performances on the 993 instances of **WEAKNESS**.

Methods	S-F ₁ (%)	S-Precision (%)	S-Recall (%)	Weakness Diversity
				ITF-IDF (↑)
Human Review	—	—	—	7.69
<i>Open-source LLMs</i>				
OLMo-7B (Groeneveld et al., 2024)	43.25	40.38	47.04	2.45
Mistral-7B (Jiang et al., 2023)	42.03	43.80	40.77	1.17
Mixtral-8x22B-MoE (Jiang et al., 2024)	43.23	44.59	42.23	0.98
Llama 3.1-70B (MetaAI, 2024)	42.78	43.19	42.70	2.60
Qwen 2.5-72B (Qwen Team, 2024)	42.74	43.80	42.05	1.21
<i>Closed-source LLMs</i>				
Gemini 1.5 Pro (Anil et al., 2023)	48.75	43.97	55.08	5.88
Claude 3.5 sonnet (Anthropic, 2024a)	47.85	41.97	56.00	3.91
GPT-4o (OpenAI, 2024a)	47.73	42.09	55.48	5.95
o1-preview (OpenAI, 2024b)	48.62	42.54	57.08	5.63
<i>LLM Agent Framework</i>				
AI-SCI (GPT-4o) (Lu et al., 2024)	45.05	40.02	51.91	2.23

Q₂: Does multi-modal input boost performance? Our dataset covers both tables and figure illustrations extracted from the paper PDF as inputs. Intuitively, when reviewing a paper, both figures and tables are critical, not only for a better understanding, but also because some weaknesses are related to tables/figures.⁸ Therefore, in Table 15, we adopt two LMMs to investigate the effectiveness of image inputs. Overall, image information, including both figures and tables, doesn’t bring significant performance improvement, i.e., only InternVL2 gains a performance boost after incorporating figures; while tables slightly drop both models’ results. This is probably because the LMMs cannot reason well over the information-intensive images, especially the table images.

5.4. REVIEWCRITIQUE

Settings. As individual review comments are split into multiple smaller segments (sentences), in order to avoid the performance variance that comes from the prompting, we follow Du et al. (2024) to utilize two prompting strategies. i) **Labeling-All**: given everything necessary including a list of indexed review segments, require the LLM to output a list of triples, like {id, reliable or not, explanation}. ii) **Select-Deficient**: Given everything necessary including a list of indexed review segments, require the LLM to output a list of tuples, {id, explanation}, when it believes the “id” corresponds to a deficient segment.

To further enhance evaluation robustness, we ensemble the results obtained from the two prompting strategies using two

⁸We find that there is approximately one human-written weakness related to figures or tables in each paper.

methods. i) **Both “No”**: if both prompts classify a segment as deficient, we consider it to be deficient. ii) **Either “No”**: if either of the prompts labels a segment as Deficient, we consider it to be deficient.

Main results. We put the results of Du et al. (2024) in Table 7. Closed-source models (GPT-4, Claude Opus, and Gemini 1.5) generally outperform open-source models (Llama3-8B and 70B, Qwen2-72B) in F₁ score. Claude Opus achieves the highest F₁ scores, with GPT-4 and Gemini 1.5 performing slightly worse. Notably, recall scores are consistently higher than precision scores across all LLMs and prompting strategies, suggesting that LLMs tend to incorrectly identify segments as deficient. Despite the superior performance of the closed-source models, their F₁ scores remain relatively low even with different prompt strategies, highlighting the challenges LLMs face in such expertise-intensive tasks and emphasizing the importance of human expertise in the meta-reviewing process.

Q: How about the LLMs explanation quality regarding the deficient review? As we also prompt the LLMs to generate the corresponding explanation on why they think each review segment is deficient, we report how well the model-generated deficiency explanation aligns with the human explanation.

We put the results of Du et al. (2024) in Table 8. The results in Table 8 show that overall scores for all LLMs are relatively low, indicating they can identify some Deficient segments but struggle to articulate their reasoning. Among the LLMs, Claude Opus achieves the highest scores across all metrics, suggesting its explanations align best with human annotators. Claude Opus also excels in identifying Deficient

Table 7: From (Du et al., 2024), various LLMs’ performances on the 11,376 instances of **REVIEWCRITIQUE**. The best F1 score among different prompt methods for a single model is underlined. The best F1 score across all models is also **bold**.

Models	Precision / Recall / F ₁			
	Labeling-All	Select-Deficient	Both “No”	Either “No”
<i>Open-source LLMs</i>				
Llama3-8B (AI@Meta, 2024)	7.73 / 45.95 / 12.22	11.47 / 30.29 / <u>14.88</u>	11.37 / 21.27 / 12.46	8.19 / 53.61 / 13.35
Llama3-70B (AI@Meta, 2024)	13.63 / 42.49 / 18.19	13.95 / 31.16 / 17.46	16.16 / 23.51 / 16.67	12.46 / 50.02 / <u>18.43</u>
Qwen2-72B (Bai et al., 2023)	9.97 / 26.60 / 12.96	11.35 / 34.61 / 14.64	9.07 / 15.13 / 9.62	10.49 / 43.00 / <u>15.16</u>
<i>Closed-source LLMs</i>				
Gemini 1.5 (Anil et al., 2023)	16.58 / 34.13 / 19.76	14.71 / 43.60 / 19.72	17.01 / 27.05 / 18.28	14.46 / 50.37 / 20.34
GPT-4 (OpenAI et al., 2023)	14.91 / 34.49 / 18.38	17.18 / 34.59 / 20.30	18.71 / 21.40 / 16.85	14.72 / 47.68 / <u>20.66</u>
Claude Opus (Anthropic, 2024b)	16.86 / 34.26 / 20.35	17.69 / 26.61 / 18.71	17.14 / 18.70 / 15.78	16.94 / 42.12 / <u>21.99</u>

Table 8: Evaluation of LLMs’ explanations for correctly identified deficient segments.

Model	ROUGE-1/2/L/BERTScore
GPT-4	17.13 / 2.71 / 14.64 / 55.63
Claude Opus	20.18 / 3.69 / 17.52 / 57.28
Gemini 1.5	18.47 / 2.98 / 16.38 / 56.46
Llama3-8B	16.49 / 2.22 / 13.65 / 55.23
Llama3-70B	15.94 / 1.95 / 13.78 / 57.09
Qwen2-72B	17.07 / 3.00 / 14.69 / 56.88

segments, as shown previously. GPT-4 and Gemini 1.5 show similar performance to Claude Opus. The open-source models, Llama3 (8B and 70B) and Qwen2-72B, generally score lower than the closed-source models.

6. Conclusion

In this work, we propose AAAR-1.0, a novel benchmark targeting a comprehensive evaluation of the current LLMs’ capacity in assisting AI research. AAAR-1.0 consists of distinct expertise-intensive tasks along with the curated evaluation metrics. We collect high-quality data by employing senior AI researchers and conducting strict data examinations. Extensive experiments highlight the challenges and values of AAAR-1.0.

Impact Statement

Our study explores whether LLMs can assist human researchers in AI research. We do not advocate for AI replacing human researchers. Instead, we stress that the primary responsibility for scientific research should remain with humans to prevent societal risks, with LLMs serving as tools to enhance research efficiency. Specifically, our work analyzes the strengths and weaknesses of LLMs to ensure researchers remain judicious in their use of these tools. Our goal is to mitigate risks while maximizing the benefits offered by

LLMs. We are committed to the careful distribution of data collected in our research, ensuring it is used solely for research purposes.

References

- AI@Meta. Llama 3 model card, 2024. URL https://github.com/meta-llama/llama3/blob/main/MODEL_CARD.md.
- Almazrouei, E., Alobeidli, H., Alshamsi, A., Cappelli, A., Cojocaru, R., Debbah, M., Goffinet, E., Heslow, D., Lounay, J., Malartic, Q., Noune, B., Pannier, B., and Penedo, G. Falcon-40B: an open large language model with state-of-the-art performance, 2023.
- Anil, R., Borgeaud, S., Wu, Y., Alayrac, J.-B., Yu, J., Soricut, R., Schalkwyk, J., Dai, A. M., Hauth, A., Team, G., et al. Gemini: a family of highly capable multimodal models. *arXiv preprint arXiv:2312.11805*, 2023.
- Anthropic. Introducing claude 3.5 sonnet. <https://www.anthropic.com/news/claude-3-5-sonnet>, June 2024a.
- Anthropic. Introducing the next generation of claude \ anthropic. <https://www.anthropic.com/news/claude-3-family>, March 2024b.
- Bai, J., Bai, S., Chu, Y., Cui, Z., Dang, K., Deng, X., Fan, Y., Ge, W., Han, Y., Huang, F., et al. Qwen technical report. *arXiv preprint arXiv:2309.16609*, 2023.
- Chamoun, E., Schlichtrull, M., and Vlachos, A. Automated focused feedback generation for scientific writing assistance. *arXiv preprint arXiv:2405.20477*, 2024.
- Chan, J. S., Chowdhury, N., Jaffe, O., Aung, J., Sherburn, D., Mays, E., Starace, G., Liu, K., Maksin, L., Patwardhan, T., et al. Mle-bench: Evaluating machine learning agents on machine learning engineering. *arXiv preprint arXiv:2410.07095*, 2024.

- Chen, Z., Chen, S., Ning, Y., Zhang, Q., Wang, B., Yu, B., Li, Y., Liao, Z., Wei, C., Lu, Z., et al. Scienceagentbench: Toward rigorous assessment of language agents for data-driven scientific discovery. *arXiv preprint arXiv:2410.05080*, 2024a.
- Chen, Z., Wang, W., Tian, H., Ye, S., Gao, Z., Cui, E., Tong, W., Hu, K., Luo, J., Ma, Z., et al. How far are we to gpt-4v? closing the gap to commercial multi-modal models with open-source suites. *arXiv preprint arXiv:2404.16821*, 2024b.
- Clark, C. and Divvala, S. Pdffigures 2.0: Mining figures from research papers. In *Proceedings of the 16th ACM/IEEE-CS on Joint Conference on Digital Libraries*, pp. 143–152, 2016.
- Du, J., Wang, Y., Zhao, W., Deng, Z., Liu, S., Lou, R., Zou, H. P., Venkit, P. N., Zhang, N., Srinath, M., Zhang, H. R., Gupta, V., Li, Y., Li, T., Wang, F., Liu, Q., Liu, T., Gao, P., Xia, C., Xing, C., Cheng, J., Wang, Z., Su, Y., Shah, R. S., Guo, R., Gu, J., Li, H., Wei, K., Wang, Z., Cheng, L., Ranathunga, S., Fang, M., Fu, J., Liu, F., Huang, R., Blanco, E., Cao, Y., Zhang, R., Yu, P. S., and Yin, W. Llm assist NLP researchers: Critique paper (meta-)reviewing. In *The 2024 Conference on Empirical Methods in Natural Language Processing*, 2024. doi: 10.48550/ARXIV.2406.16253. URL <https://doi.org/10.48550/arXiv.2406.16253>.
- Gao, Z., Brantley, K., and Joachims, T. Reviewer2: Optimizing review generation through prompt generation. *arXiv preprint arXiv:2402.10886*, 2024.
- Groeneveld, D., Beltagy, I., Walsh, P., Bhagia, A., Kinney, R., Tafjord, O., Jha, A. H., Ivison, H., Magnusson, I., Wang, Y., Arora, S., Atkinson, D., Authur, R., Chandu, K., Cohan, A., Dumas, J., Elazar, Y., Gu, Y., Hessel, J., Khot, T., Merrill, W., Morrison, J., Muennighoff, N., Naik, A., Nam, C., Peters, M. E., Pyatkin, V., Ravichander, A., Schwenk, D., Shah, S., Smith, W., Subramani, N., Wortsman, M., Dasigi, P., Lambert, N., Richardson, K., Dodge, J., Lo, K., Soldaini, L., Smith, N. A., and Haggishirzi, H. Olmo: Accelerating the science of language models. *Preprint*, 2024.
- Gu, J., Ye, J., Yin, W., and Wang, G. Adaptive and explainable margin trading via large language models on portfolio management. In *Proceedings of the 5th ACM International Conference on AI in Finance (ICAIF'24)*, 2024.
- Huang, Q., Vora, J., Liang, P., and Leskovec, J. Mlagent-bench: Evaluating language agents on machine learning experimentation. In *Forty-first International Conference on Machine Learning*, 2024.
- Jiang, A. Q., Sablayrolles, A., Mensch, A., Bamford, C., Chaplot, D. S., Casas, D. d. l., Bressand, F., Lengyel, G., Lample, G., Saulnier, L., et al. Mistral 7b. *arXiv preprint arXiv:2310.06825*, 2023.
- Jiang, A. Q., Sablayrolles, A., Roux, A., Mensch, A., Savary, B., Bamford, C., Chaplot, D. S., Casas, D. d. l., Hanna, E. B., Bressand, F., et al. Mixtral of experts. *arXiv preprint arXiv:2401.04088*, 2024.
- Jin, Y., Zhao, Q., Wang, Y., Chen, H., Zhu, K., Xiao, Y., and Wang, J. Agentreview: Exploring peer review dynamics with llm agents. *arXiv preprint arXiv:2406.12708*, 2024.
- Kumar, S., Ghosal, T., Goyal, V., and Ekbal, A. Can large language models unlock novel scientific research ideas? *arXiv preprint arXiv:2409.06185*, 2024.
- Labrak, Y., Bazoge, A., Morin, E., Gourraud, P.-A., Rouvier, M., and Dufour, R. Biomistral: A collection of open-source pretrained large language models for medical domains. *arXiv preprint arXiv:2402.10373*, 2024.
- Li, H., Jiang, H., Zhang, T., Yu, Z., Yin, A., Cheng, H., Fu, S., Zhang, Y., and He, W. Traineragent: Customizable and efficient model training through llm-powered multi-agent system. *arXiv preprint arXiv:2311.06622*, 2023.
- Li, R., Patel, T., Wang, Q., and Du, X. Mlr-copilot: Autonomous machine learning research based on large language models agents. *arXiv preprint arXiv:2408.14033*, 2024.
- Liang, W., Zhang, Y., Cao, H., Wang, B., Ding, D. Y., Yang, X., Vodrahalli, K., He, S., Smith, D. S., Yin, Y., et al. Can large language models provide useful feedback on research papers? a large-scale empirical analysis. *NEJM AI*, 1(8):A10a2400196, 2024.
- Lin, C.-Y. Rouge: A Package for Automatic Evaluation of Summaries. In *Text summarization branches out*, pp. 74–81, 2004.
- Lin, J., Yin, H., Ping, W., Lu, Y., Molchanov, P., Tao, A., Mao, H., Kautz, J., Shoeybi, M., and Han, S. Vila: On pre-training for visual language models, 2023.
- Liu, N. F., Lin, K., Hewitt, J., Paranjape, A., Bevilacqua, M., Petroni, F., and Liang, P. Lost in the middle: How language models use long contexts. *Transactions of the Association for Computational Linguistics*, 12:157–173, 2024.
- Lo, K., Shen, Z., Newman, B., Chang, J. Z., Authur, R., Bransom, E., Candra, S., Chandrasekhar, Y., Huff, R., Kuehl, B., et al. Papermage: A unified toolkit for processing, representing, and manipulating visually-rich scientific documents. In *Proceedings of the 2023 Conference*

- on *Empirical Methods in Natural Language Processing: System Demonstrations*, pp. 495–507, 2023.
- Lu, C., Lu, C., Lange, R. T., Foerster, J., Clune, J., and Ha, D. The AI Scientist: Towards fully automated open-ended scientific discovery. *arXiv preprint arXiv:2408.06292*, 2024.
- MetaAI. Introducing llama 3.1: Our most capable models to date. <https://ai.meta.com/blog/meta-llama-3-1/>, July 2024.
- Neuman, Y., Cohen, Y., and Yin, W. Identifying social norm violation in movie plots: from borat to american pie. *Digit. Scholarsh. Humanit.*, 38(4):1636–1645, 2023. doi: 10.1093/LLC/FQAD052. URL <https://doi.org/10.1093/llc/fqad052>.
- OpenAI. Hello gpt-4o. <https://openai.com/index/hello-gpt-4o/>, May 2024a.
- OpenAI. Introducing openai o1. <https://openai.com/index/introducing-openai-o1-preview/>, September 2024b.
- OpenAI, Achiam, J., Adler, S., Agarwal, S., Ahmad, L., Akkaya, I., Aleman, F. L., Almeida, D., Altenschmidt, J., Altman, S., Anadkat, S., et al. Gpt-4 technical report. *arXiv preprint arXiv:2303.08774*, 2023.
- Praskievicz, S. River classification as a geographic tool in the age of big data and global change. *Geographical Review*, 108(1):120–137, 2018.
- Rakhimov, M., Akhmadjonov, R., and Javliev, S. Artificial intelligence in medicine for chronic disease classification using machine learning. In *2022 IEEE 16th International Conference on Application of Information and Communication Technologies (AICT)*, pp. 1–6. IEEE, 2022.
- Reimers, N. Sentence-bert: Sentence embeddings using siamese bert-networks. *arXiv preprint arXiv:1908.10084*, 2019.
- Shinn, N., Cassano, F., Gopinath, A., Narasimhan, K., and Yao, S. Reflexion: Language agents with verbal reinforcement learning. *Advances in Neural Information Processing Systems*, 36, 2024.
- Si, C., Yang, D., and Hashimoto, T. Can llms generate novel research ideas? a large-scale human study with 100+ nlp researchers. *arXiv preprint arXiv:2409.04109*, 2024.
- Song, L., Zhang, J., Cheng, L., Zhou, P., Zhou, T., and Li, I. Nlpbench: Evaluating large language models on solving nlp problems. *arXiv preprint arXiv:2309.15630*, 2023.
- Tang, X., Liu, Y., Cai, Z., Shao, Y., Lu, J., Zhang, Y., Deng, Z., Hu, H., An, K., Huang, R., et al. Ml-bench: Evaluating large language models and agents for machine learning tasks on repository-level code. *arXiv e-prints*, pp. arXiv–2311, 2023.
- Team, G. Google launches gemma 2, its next generation of open models. <https://blog.google/technology/developers/google-gemma-2/>, Jun 2024a.
- Team, Q. Qwen2.5: A party of foundation models, September 2024b. URL <https://qwenlm.github.io/blog/qwen2.5/>.
- Wang, M., Chen, L., Fu, C., Liao, S., Zhang, X., Wu, B., Yu, H., Xu, N., Zhang, L., Luo, R., et al. Leave no document behind: Benchmarking long-context llms with extended multi-doc qa. *arXiv preprint arXiv:2406.17419*, 2024.
- Wang, X., Wei, J., Schuurmans, D., Le, Q. V., Chi, E. H., Narang, S., Chowdhery, A., and Zhou, D. Self-consistency improves chain of thought reasoning in language models. In *The Eleventh International Conference on Learning Representations, ICLR 2023, Kigali, Rwanda, May 1-5, 2023*. OpenReview.net, 2023. URL <https://openreview.net/pdf?id=1PL1NIMMrw>.
- Yu, B., Baker, F. N., Chen, Z., Ning, X., and Sun, H. Llas-mol: Advancing large language models for chemistry with a large-scale, comprehensive, high-quality instruction tuning dataset. *arXiv preprint arXiv:2402.09391*, 2024a.
- Yu, H., Hong, Z., Cheng, Z., Zhu, K., Xuan, K., Yao, J., Feng, T., and You, J. Researchtown: Simulator of human research community. *arXiv preprint arXiv:2412.17767*, 2024b.
- Zhang, T., Kishore, V., Wu, F., Weinberger, K. Q., and Artzi, Y. Bertscore: Evaluating text generation with BERT. In *8th International Conference on Learning Representations, ICLR 2020, Addis Ababa, Ethiopia, April 26-30, 2020*. OpenReview.net, 2020. URL <https://openreview.net/forum?id=SkeHuCVFDr>.

Appendices

Within this supplementary material, we elaborate on the following aspects:

- Appendix A: Data Statistics and Diversity
- Appendix B: Implementation Details
- Appendix C: More Experiment Results and Details
- Appendix D: Data Cases and Annotation Platform Illustration
- Appendix E: Prompt Templates

A. Data Statistics and Diversity

We provide the detailed data statistics of three datasets in our benchmark, as shown in Table 9, 10, and 11. We use the NLTK package⁹ to tokenize words and count the length. When calculating the length of equations, we use the pylatexenc tool¹⁰ to simplify the equations first.

Meanwhile, for the WEAKNESS, we also plot the review scores distribution of the papers used in the dataset, as well as the track distribution. As can be found in Figure 3, our dataset has a decent distribution, where the papers are uniformly distributed across 13 tracks, and most papers’ scores ranged from 5 to 8 (i.e., most papers are weakly rejected or accepted).

Table 9: The statistics of `EQINFER`. Here, the “left” and “right” input context indicates the paper contexts before and after the missed equation; “pos.” means the ground-truth equations (written by the source paper authors), while “neg.” is the GPT4-synthetic wrong equations.

# of positive equations	1,049
# of negative equations	3,147
# of source papers	869
ave. “left” input context length (in words)	4,377
ave. “right” input context length (in words)	6,362
max “left” input context length (in words)	24,849
max “right” input context length (in words)	32,948
min “left” input context length (in words)	711
min “right” input context length (in words)	8
ave. “pos.” output equation length (in character)	55
ave. “neg.” output equation length (in character)	48
max “pos.” output equation length (in character)	1,039
max “neg.” output equation length (in character)	306
min “pos.” output equation length (in character)	6
min “neg.” output equation length (in character)	4

B. Implementation Details

B.1. Metric Details

When calculating the metrics, specifically for the similarity-based scores, we utilize SentenceBERT (Reimers, 2019) to encode each segment (e.g., each experiment idea in the list) into a dense vector, and then calculate the cosine similarity,¹¹ which takes about 1GB of memory when running on a single A100 GPU.

⁹<https://www.nltk.org/>

¹⁰<https://github.com/phfaist/pylatexenc>

¹¹<https://huggingface.co/sentence-transformers/all-mpnet-base-v2>

Table 10: The statistics of EXPDESIGN.

# of instances	100
# of source papers	100
ave. input context length (in words)	4,288
max input context length (in words)	9,799
min input context length (in words)	698
ave. # of input figures	2.6
max # of input figures	16.0
min # of input figures	0.0
ave. length of Experiment&Explanation list	5.7
ave. length per experiment (in words)	34.3
ave. length per explanation (in words)	27.1
max length of Experiment&Explanation list	13
max length per experiment (in words)	135
max length per explanation (in words)	89
min length of Experiment&Explanation list	2
min length per experiment (in words)	9
min length per explanation (in words)	9

B.2. LLMs Running Details

In our experiments, we utilize various LLMs, including both closed and open-sourced. We list the model weight sources for the open-source LLMs:

- OLMo-7B (Groeneveld et al., 2024): <https://huggingface.co/allenai/OLMo-7B>
- Falcon-40B (Almazrouei et al., 2023): <https://huggingface.co/tiiuae/falcon-40b>
- Gemma 2-27B (Gemma Team, 2024): <https://huggingface.co/google/gemma-2-27b>
- Mistral-7B (Jiang et al., 2023): <https://huggingface.co/mistralai/Mistral-7B-Instruct-v0.3>
- Mixtral-8x22B-MoE (Jiang et al., 2024): <https://huggingface.co/mistralai/Mixtral-8x22B-Instruct-v0.1>
- Llama 3.1-70B (MetaAI, 2024): <https://huggingface.co/meta-llama/Llama-3.1-70B>
- Qwen 2.5-72B (Qwen Team, 2024): <https://huggingface.co/Qwen/Qwen2.5-72B>

We use VLLM to unify the inference endpoints of all the above models.¹² We use Pytorch 2.4.0 with CUDA 12.1, and use 8 NVIDIA A100 GPUs for the LLMs inference.

Meanwhile, we use the gpt-4o-2024-08-06, gpt-4-1106-preview, o1-preview-2024-09-12, gemini-1.5-pro-002, and claude-3-5-sonnet-20240620 for the closed-source LLMs. We use LiteLLM to unify the API calling for all these LLMs.¹³

Given the unstable performance of LLMs, particularly closed-source ones, we run each model thrice during our experiments, selecting the median result from these repeated runs.

¹²<https://github.com/vllm-project/vllm>

¹³<https://github.com/BerriAI/litellm>

Table 11: The statistics of WEAKNESS.

# of instances	993
# of source papers	993
ave. input context length (in words)	9,811
max input context length (in words)	49,195
min input context length (in words)	24
ave. # of input figures	7.0
max # of input figures	37.0
min # of input figures	0.0
ave. # of input tables	4.3
max # of input tables	53.0
min # of input tables	0.0
ave. # of reviewers per paper	3.8
max # of reviewers per paper	9.0
min # of reviewers per paper	3.0
ave. # of weaknesses per reviewer	4.8
max # of weaknesses per reviewer	39.0
min # of weaknesses per reviewer	1.0
ave. length of weakness (in words)	39.1
max length of weakness (in words)	371.0
min length of weakness (in words)	2.0

C. More Experiment Results and Details

C.1. Input Context Scaling Investigation

Figure 4, Figure 5, and Table 12 show the context scaling results of EQINFER, EXPDESIGN, and WEAKNESS.

Table 12: The performance comparison of different input processing methods for WEAKNESS. We use GPT-4o and GPT-4-Turbo because both accept a maximum of 128k tokens input. We also put the results of AI-SCI in the table for reference. Here, “split-combine” splits the input paper into several pieces, where each piece’s length is denoted as “window size”; “no-split” means the conventional input cutting, for example, if the window size is 3,000, then only the first 3,000 words in the paper are used. According to the data statistics, 20,000 words can cover maximum lengths of more than 95% of the papers in our dataset.

Models	Input Context Processing	Window Size (in words)	S-F ₁	S-Precision	S-Recall	ITF-IDF
GPT-4o	split-combine	3,000	47.73	42.09	55.48	5.95
	no-split	3,000	45.74	43.45	48.54	5.92
	no-split	20,000	45.47	42.97	48.51	6.02
AI-SCI	split-combine	3,000	45.05	40.02	51.91	2.23
	no-split	3,000	42.56	40.90	44.65	2.53
	no-split	20,000	42.53	40.75	44.78	2.58

C.2. Human Evaluation on LLM-Generated Novel Experiments

Figure 6 illustrates the evaluation guideline for novel experiments generated by LLMs. We ask 3 senior PhD students to evaluate each paper; that is, if the first two annotators disagree with each other, a third annotator will make a final decision. Table 13 presents several human evaluation cases.

C.3. Human Evaluation on LLM-Generated Explanation

We ask 5 annotators to evaluate the LLM-generated explanations. Specifically, each of them is assigned 4 or 5 papers, along with the corresponding experiment lists. For each paper, the annotator is given 5 different models’ outputs (model names are anonymized), and the annotator has to decide if each LLM-generated explanation is acceptable according to the experiment. We show the human evaluation results in Table 5.

C.4. Multi-Modal Input Ablation

We post the multi-modal ablation study of EXPDESIGN and WEAKNESS in Table 14 and Table 15.

D. Data cases and Annotation Platform Illustration

As shown in Figure 8, 9, and 10, we show the sample cases of the three tasks in AAAR-1.0. Meanwhile, we illustrate the screenshot of our annotation platform in Figure 7.

E. Prompt Templates

In this appendix, we attach all the prompts used in this work, including prompts in data collection and model prediction, as shown in Figure 11, 12, and 13.

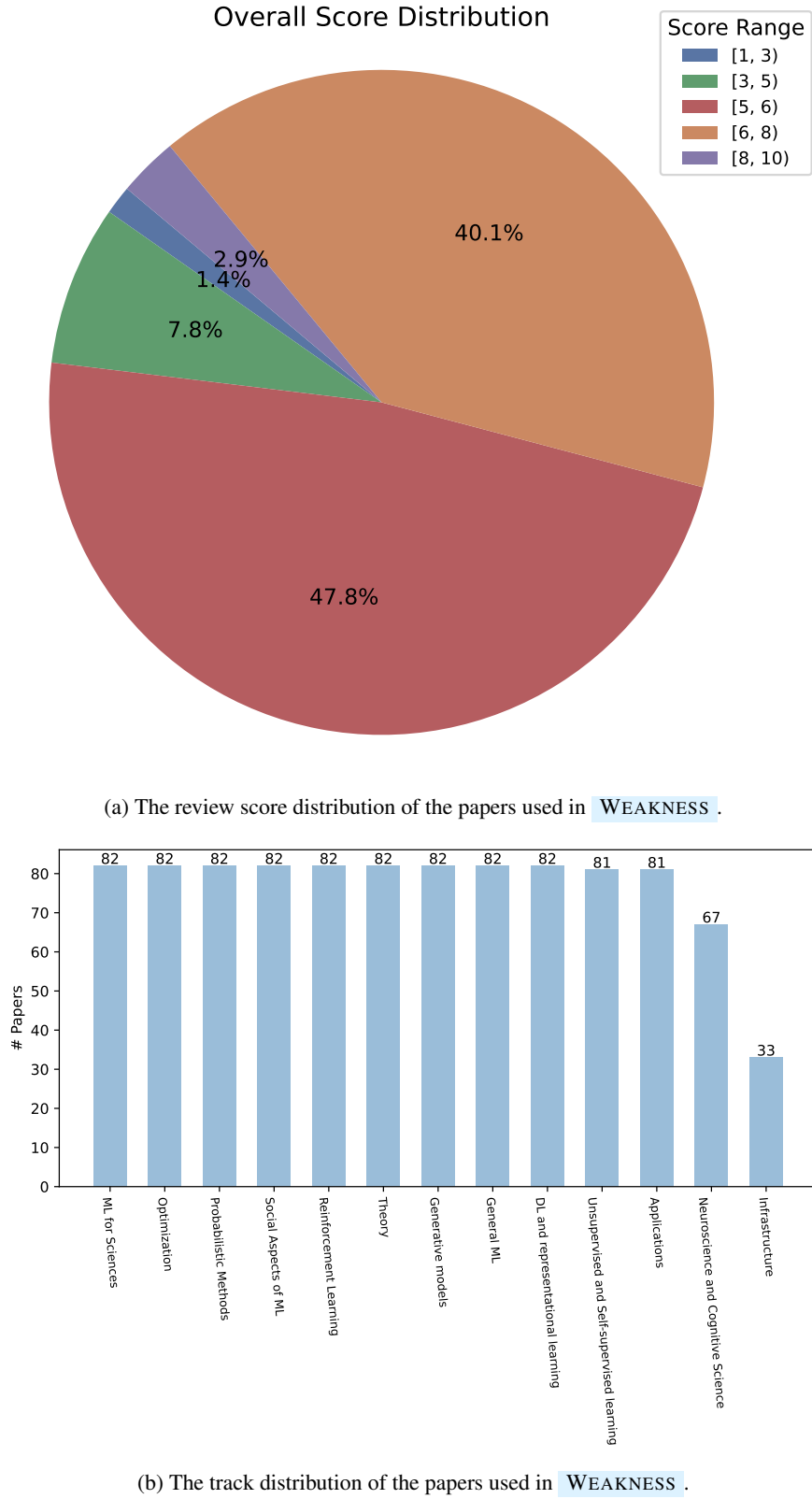


Figure 3: The data diversity illustration of **WEAKNESS**, including the score distribution and track distribution of the papers used in our dataset.

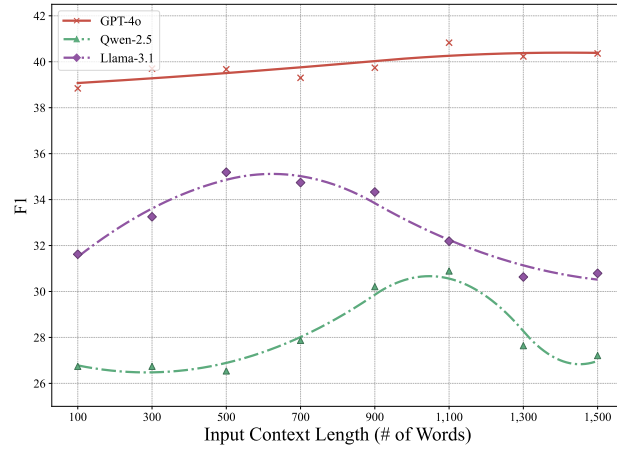


Figure 4: The input context length scaling trend on the EQINFER task.

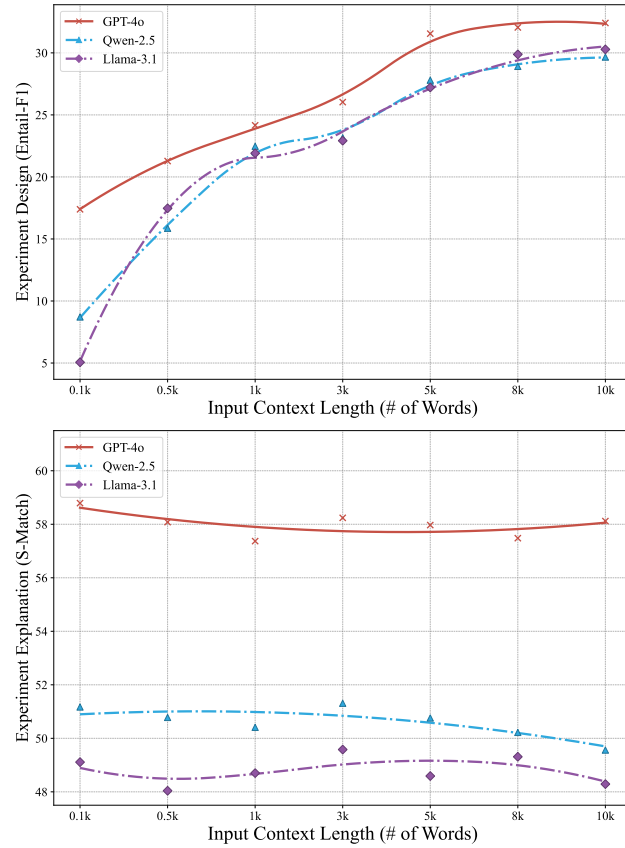


Figure 5: The input context length scaling trend of different LLMs on the EXPDESIGN task.

AAAR-1.0: Assessing AI's Potential to Assist Research

For each paper, you are given this paper's human-annotated experiments (Column C), along with three different models' prediction experiments (Columns D, G, J). Those model-generated experiments are all novel experiments that the original human-annotated experiments (Column C) didn't mention. And your task is to evaluate whether these novel experiments are good or not. Based on the original paper and its experiments, **pls rate the quality of each model-generated experiment**.

A (necessary experiment): Label an experiment with "A" if you think this experiment is **necessary** for this paper.

A "necessary" experiment means if the authors don't include this experiment in the paper, this paper will be highly likely be rejected by the reviewer.

For example, if this paper proposes a novel neural adaptor model, then an ablation study is required to see if having the proposed adaptor can contribute to the performance.

B (optional experiment): label an experiment with "B", if you think this experiment is an **optional choice** for this paper.

For example, if a paper proposes a new metric learning algorithm, conducting a representation space visualization is not required but can be useful for enhancing the explainability of this algorithm.

C (unrelated experiment): label an experiment with "C" if you think this experiment is **unrelated to the core motivation of this paper**. Such as those fancy experiments that we can just omit without any impact.

Note that, if the model-generated experiments are too general, such as simply suggesting an "ablation study" without any details, then you can also categorise it as an unrelated experiment.

In the "Your Assessment" column, write down your assessment of the model-generated experiments.

For example, if there are five novel experiments, write a list with a length of 5: [A, B, C, A, B]

Leave any comments if you are not confident with any of your ratings.

Figure 6: The human guideline for evaluating the LLM-generated novel experiments.

A	B	C	D
<p>Hers, I provide a suggested annotation pipeline:</p> <ol style="list-style-type: none"> Click the PDF link (Column B, Google Drive link) and read the "Experiment" section of the paper you are going to annotate. If you are not familiar with this paper, we also encourage you to read the full paper. For each experiment within the "Experiment" section, try to answer the following two questions: <ul style="list-style-type: none"> What experiments do you suggest doing? (column C in this sheet) Why do you suggest these experiments? (column D in this sheet) <p>Write the "suggestion-style" answers to the above two questions by making comments on the PDF file directly --- i.e., highlighting the related paragraphs/tables/figures (this comment location information is a crucial part of your annotation, which will be used I ask you to go to see my annotation examples for a better understanding.</p> <ol style="list-style-type: none"> After finishing all the annotations on the PDF file, copy all your annotations into this sheet. Organize all the experiment suggestions into the list. For example, in columns C and D, you should write something like: <p>...</p> <ol style="list-style-type: none"> AAA ... BBB ... CCC <p>Make sure all your lists are consistent! For example, if you make 7 experiment comments in the PDF, make sure there are also 7 items in columns C and D in this sheet.</p> <p>I ask all of you to go to see my annotation sheet and please use the same annotation format as mine (e.g., how to write the list, how to make comments on the PDF).</p> <p>=====</p> <p>Other notes:</p> <p>Usually, we only consider the experiments in the paper's main body and exclude the appendix, unless you think the experiments in the appendix are also critical to this paper --- the author explicitly claimed the importance or frequently mentioned this experiment in the paper's main body.</p>			
Paper Title	PDF Link	What experiments do you suggest doing?	Why do you suggest these experiments?
1. Do Prompt-Based Models Really Un	https://drive.google.com/file/d/	<ol style="list-style-type: none"> Few-shot instruction tuning coverage speed comparison across diff Zero-shot instruction-following performances among different instruc Few-shot instruction-following performance among different instructi The effect of the target words. The author should also investigate whethe 	<ol style="list-style-type: none"> To investigate whether the current LMs can truly understand the seman To see if different instructions can impact the models' zero-shot instruct To see if different instructions can impact the models' few-shot instructi To see if the model can truly follow instructions to solve the task or just
		<ol style="list-style-type: none"> Cross-task instruction-following performance evaluation: the authors s Ablation study on the different components of the task instruction: th 	<ol style="list-style-type: none"> To prove that the task instructions in the proposed dataset (in both train Since the author proposed various components for the task instructions

Figure 7: The annotation platform for collecting the annotation of **EXPDESIGN**. We ask annotators to first make comments on the Google Drive PDF, then move all the annotations to the online Google Doc (for further verification and discussion).

Context Before	Context After	Equation	Answer
In this paper, we investigate what types of stereotypical information are captured by pretrained language models. We present the first dataset comprising stereotypical attributes of a range of social groups and propose a method to elicit stereotypes encoded by pretrained language models in an unsupervised fashion. Moreover, we link the emergent stereotypes to their manifestation as basic emotions as a means to study their emotional effects in a more generalized manner [...]	We then define emotion vectors $\{\mathbf{v}_i\}_{i=1}^n \in \mathbb{R}^{10}$ for each group STG_i [...]	$\text{normal}(s_{emo}) = \frac{\sum_{i=1}^n \lim_{w \rightarrow \infty} \{ W_{TGT} \} \cdot \text{correct}(i) / (W_{TGT})}{\sum_{i=1}^n \lim_{w \rightarrow \infty} \{ W_{TGT} \}}$	correct
In this paper, we investigate what types of stereotypical information are captured by pretrained language models. We present the first dataset comprising stereotypical attributes of a range of social groups and propose a method to elicit stereotypes encoded by pretrained language models in an unsupervised fashion. Moreover, we link the emergent stereotypes to their manifestation as basic emotions as a means to study their emotional effects in a more generalized manner [...]	We then define emotion vectors $\{\mathbf{v}_i\}_{i=1}^n \in \mathbb{R}^{10}$ for each group STG_i [...]	$\text{normal}(s_{emo}) = \frac{\sum_{i=1}^n \lim_{w \rightarrow \infty} \{ W_{TGT} \} \cdot \text{score}(w, emo)}{\sum_{i=1}^n \lim_{w \rightarrow \infty} \{ W_{TGT} \}}$	incorrect

Figure 8: Two sample cases of **EQINFER**.

Table 13: Examples of human evaluation on the model-generated novel experiments.

Paper Title	Original Experiments (by human)	Novel Experiment (by LLMs)	Rating
<i>WiCE: Real-World Entailment for Claims in Wikipedia</i>	<ol style="list-style-type: none"> 1. Analysis in Verification Problem Distribution: This paper should provide detailed analysis and statistics about the verification problems in the proposed dataset. 2. Off-the-shelf entailment classification performance: The authors should provide entailment classification performance of existing models on the proposed dataset without fine-tuning. 3. Human Performance: The authors should show human performance on the proposed dataset. 4. Performance of fine-tuned models: The authors should provide the performance of models fine-tuned on the proposed dataset. 5. Performance on the evidence retrieval task: The authors should show the performance on the evidence retrieval task, which is a sub-task of the proposed dataset. 6. Performance of LLMs: The authors should provide the performance of LLMs on the proposed dataset. 7. Retrieval+Entailment: Authors should provide experiments on a framework of retrieving evidence sentences and evaluate entailment by using the retrieved sentences. 8. Analysis of Claim-Split on Downstream Tasks: The authors should analyze how claim-split, the proposed method, is effective on tasks other than the proposed dataset. 	Assess model performance on WiCE without fine-tuning to test domain generalization from traditional NLI datasets.	A
<i>MetaMath: Bootstrap Your Own Mathematical Questions for Large Language Models</i>	<ol style="list-style-type: none"> 1. Results of multiple LLMs on popular math datasets: The authors should show the performance of multiple LLMs fine-tuned on their dataset on popular math datasets. 2. Performance on open-source models with different sizes: The authors should show the performance of models with different sizes trained on the proposed dataset. 3. Comparison to SOTA closed-source models: The authors show compare the performance of open-source models trained on the proposed dataset and strong close-source models. 4. Evaluate the effect of augmentations: The authors need to perform an ablation study to compare the different argumentation methods they proposed. 5. Analyze Training on Incorrect Answers: The authors should analyze whether wrong answers generated in data augmentation can harm the performance. 6. Evaluate other ways to increase the size of training data: The authors should evaluate other ways to increase the training data size and compare the performance with models trained on their proposed train data. 7. Error Analysis: The authors should analyze the performance of their models in different conditions (e.g., lengths of questions). 	Prompt Sensitivity Analysis: Evaluate the sensitivity of MetaMath to different prompt formats or phrasings of mathematical questions.	B
<i>Large Language Models Cannot Self-Correct Reasoning Yet</i>	<ol style="list-style-type: none"> 1. Self-Correction with Oracle Labels: The authors should evaluate self-correction performance with oracle labels. 2. Intrinsic Self-Correction: The authors should show performance without using the oracle labels. 3. Analysis of Mistakes in Self-Correction: The authors should analyze the properties of mistakes made in the self-correction framework. 4. Multi-Agent Debate: The authors should evaluate self-correction with multi-agent debate. 5. Prompt Design Analysis: The authors should analyze the influence of prompt design for the initial responses on self-correction performance. 	Visualization of learned representations or attention mechanisms to provide insights into the model’s inner workings.	C

Table 14: The figure inputs ablation of **EXPDESIGN**. For the maximum text input length, same as the setting in Table 2, we use 2,000 and 3,000 words for open- and closed-source models, respectively. For the closed-source GPT-4o and GPT-4, as they have long context window sizes, we use all the figures of each paper. While for InternVL2, we randomly select two figures per input paper.

Models	Experiment Design			Experiment Explanation		
	En-F ₁	En-Precision	En-Recall	S-Match	ROUGE-L	ROUGE-1
GPT-4o	25.03	22.25	36.59	58.54	29.25	35.50
w/ figures	25.39	24.35	32.80	58.53	27.87	34.30
InternVL2-26B	24.26	39.50	14.91	50.03	29.13	34.26
w/ figures	15.04	38.50	8.64	50.29	29.29	34.06

Table 15: The ablation study about the paper tables and figures of **WEAKNESS**. Based on the conclusion in Table 12, we use the “split-combine” to process the text input here (2,000 and 3,000 words context window size for open- and closed-source models). For GPT-4o, we use all the table/figure images; while for InternVL2, we randomly select two images per paper, i.e., two random figures, two random tables, or one random figure + table.

Models	S-F ₁	S-Precision	S-Recall	ITF-IDF
GPT-4o	47.73	42.09	55.48	5.95
w/ tables	46.76	41.32	54.17	5.53
w/ figures	46.62	41.20	54.04	5.48
w/ tables & figures	46.58	41.17	53.98	5.36
InternVL2-26B	41.91	41.02	43.28	1.48
w/ tables	40.55	40.37	42.91	1.46
w/ figures	42.88	42.10	43.76	1.46
w/ tables & figures	42.44	42.00	43.31	1.44

Pre-Experiment Context (Input)	Experiment Design (Output)	Motivation Explanation (Output)
In this paper, we show that Multilingual BERT (<code>\mbert{}</code>), released by <code>\cit{devlin2018bert}</code> as a single language model pre-trained from monolingual corpora in 104 languages, is surprisingly good at zero-shot cross-lingual model transfer, in which task-specific annotations in one language are used to fine-tune the model for evaluation in another language [...]	<ol style="list-style-type: none"> Expand the definition of overlap. The authors should calculate overlap based on all the words shared between two languages, instead of just shared vocabulary on just the entities. Report performance gains for using some popular language similarity criterion, e.g., WALS. Effect of tokens per word. The authors should perform experiments on more scripts, specifically looking at the effect of words being split into multiple tokens. Control for vocabulary overlap among languages. Choose languages that have large vocabulary overlap and different word order feature. Train on one set of languages and then perform zero shot evaluation on the rest. Ablate the effect of common word pieces by using a non-overlapping tokenizer for different languages. 	<ol style="list-style-type: none"> To check whether non-entity overlap between two languages also contribute to better performance on recognizing the entities. The model may use information from non-entity words to recognize an entity. Additionally, successfully recognizing that a word is not an entity also contributes the performance on the NER task. To understand which features the language model can exploit for cross-lingual transfer. This will give us insights into what typological similarity the multilingual language model can pick up during pretraining. To understand the effect of POS label frequency. The idea is that two languages with similar token to word ratio will result in better cross-lingual transfer. The reason is that continuation tokens should be classified properly and the change in the training corpus of the frequency of continuation tokens will result in different performance. To properly control for the effect of vocabulary overlap. Since large overlap in vocabulary can lead to performance gain, the reported results does not reflect the true impact of word order. To understand the effect of structure of sentences in different languages for cross-lingual understanding of multilingual language models. Since there will be no overlap between different languages the model must learn cross-lingual representations based on syntactic and semantic properties of the languages.

Figure 9: A sample case of **EXPDESIGN**.

Paper Context (Input)	Weaknesses (Output)
<p>A Neural Process (NP) (Garnelo et al., 2018a;b) meta-learns a stochastic process describing the relationship between inputs and outputs in a given data stream, where each task in the data stream consists of a meta-training set of input-output pairs and also a meta-validation set. The NP then defines an implicit stochastic process whose functional form is determined by a neural network taking the meta-training set as an input [...]</p>	<p>Reviewer#1:</p> <ol style="list-style-type: none"> 1. The writing is not on par with the idea. <p>Reviewer#2:</p> <ol style="list-style-type: none"> 1. It would be informative to see how MPNPs scale with higher dimensionality. For example, empirical comparisons on a high-D regression task complementing the 1D one. 2. The results of the Lotka-Volterra task would deserve further analysis: Why is BNP/BANP seemingly more apt at dealing with misspecification than MPNPs? My understanding is that model data-mismatch is a problem general to Bayesian inference, i.e., should also affect B(A)NP. <p>Reviewer#3:</p> <ol style="list-style-type: none"> 1. The consistent outperformance of BNP/BANP over MPNP/MPANP weakens the central hypothesis of the paper. 2. The comparisons appear to be against relatively old versions of NPs. I wonder how the proposed method compares against more recent versions of NPs than ANPs (2018) and BNPs (2020), for instance Evidential Turing Processes (2022). 3. I find that the adaptation of the MPNP idea to CANP a bit dilutes the main message of the paper. It is after all a heavy pipeline with many components. 4. It is great that the paper points out the limitations of the presented method, but would be even better if it also gave an educated guess on which properties of the method cause them.

Figure 10: A sample case of WEAKNESS .

LLM-based Equation Synthesis	LLM-based Equation Filtering	Model Prediction
<p>### Task: You are asked to complete the equation in an NLP paper. Given the context before and after an equation, where the equation is deleted, you should help me recover that equation.</p> <p>### Requirements: 1. Give me the latex source code of the missed the equation. 2. Only give me the equation, avoid any other explanations.</p> <p>### Context Before: ... {The context before the equation.} ...</p> <p>### Context After: ... {The context after the equation.} ...</p> <p>### Equation: ... {Left part of the ground truth equation} ...</p>	<p>### Task: You are given a source code of a latex equation. Based on your knowledge regarding the Machine Learning and NLP, you should help me identify if this equation has obvious flaw.</p> <p>### Requirements: 1. If you think this equation has significant flaws, such as grammar errors, logical errors, or any other issues, please mark it as 'Wrong'. 2. Otherwise, please mark it as 'Correct'. 3. Please only give me either 'Correct' or 'Wrong'. Avoid any other explanations.</p> <p>### Equation: ... {equation} ...</p> <p>### Your Answer:</p>	<p>### Task: You are given the latex source code of the context before and after an equation in an NLP paper, while this equation is masked. Your task is to select a correct equation out of four options (A, B, C, D).</p> <p>### Requirements: Only provide the option ID (either A, B, C, or D). Avoid any explanations.</p> <p>### Context Before: ... {The context before the equation.} ...</p> <p>### Context After: ... {The context after the equation.} ...</p> <p>### Options: {The options for the equation.}</p> <p>### Your Answer:</p>

Figure 11: The prompts used in EQINFER , including both data collection and model prediction.

LLM-based Leaking Sentence Deletion	Model Prediction (Experiment Design)	Model Prediction (Motivation Explanation)
<p>You are given a sentence (or a short paragraph) from an ML paper, along with a list of the experiments from this paper, help me decide whether this sentence discusses any experiments in the list.</p> <p>Let's say, if one sentence includes clues for coming up with any experiments in the list, we call this sentence a 'leaking sentence'; otherwise, if any experiment ideas cannot be inferred from the sentence, we call it a 'non-leak sentence'.</p> <p>Please give me a '1' if this sentence is a 'leaking sentence'; otherwise, give me a '0'.</p> <p>### Experiment List: ... {The experiment list.} ...</p> <p>### Sentence: ... {The sentence.} ...</p> <p>Now, give me your decision (give me either '0' or '1', only the number, without any explanations):</p>	<p>You are partially given an ML paper (in latex), including some useful sections (e.g., 'abstract' and 'introduction') having some basic introductions to the research of this paper, where all the 'experiment' related sections are deleted.</p> <p>Please first help me carefully read these sections and try to understand the motivations of this research, such as 'what the authors are trying to propose/demonstrate?' and 'what are the main contributions/differences of this paper from others?'</p> <p>Then, based on your in-depth understanding of this paper, imagine that you are the authors of this paper; what experiments do you have to conduct to prove your research? Namely, you have to "recover the deleted experiments" by providing me with "a list of experiment ideas", where the list briefly summarizes the experiments the authors should conduct.</p> <p>Here is an example: ... {few-shot examples} ...</p> <p>Here is the target ML paper (partial content): ... {The context input.} ...</p> <p>Now, based on this paper, give me a list of experiments the author has to do. Please only give me the list, without any other words.</p> <p>### Your Experiment List: ...</p>	<p>You are partially given an NLP paper (in latex), including some useful sections (e.g., 'abstract' and 'introduction') having some basic introductions to this research, where all the 'experiment' related sections are deleted.</p> <p>Meanwhile, you are also given a list of experiments that try to predict the missed experiments in this paper.</p> <p>Now, imagine the experiment list you created; you have to explain "why you suggested these experiments".</p> <p>Here is an example experiment list: ... {few-shot examples} ...</p> <p>Here is the example corresponding explanation list: ... {few-shot examples} ...</p> <p>Now, help me look at the following paper: ### Paper: ... {The context input.} ...</p> <p>### Experiment List: ... {The experiment list.} ...</p> <p>Please give me your explanation list, which should be the same length as the 'Experiment List'; the items of the two lists correspond one-to-one. Only give me the list without any other useless words.</p> <p>### Explanation List: ...</p>

Figure 12: The prompts used in **EXPDESIGN**, including both data collection and model prediction.

Model Prediction (Weaknesses)
<p>You are given an NLP paper, along with its figure illustrations. Imagine you are a machine learning expert with rich research experience. Please carefully review this paper and identify the weaknesses of this research.</p> <p>Here is the paper (it might be in partial content): ... The context input. ...</p> <p>Now, based on the provided context, give me a list of weaknesses of this research paper (such as '1. XXX\n2. XXX', one point per line). Note that if the given context is irrelevant to research, such as it is talking about 'acknowledgement', just generate 'No research content'. Please either give me the weakness list of this research paper or generate 'No research content' to clarify this is not a research paper, without any other words.</p> <p>### Your Answer:</p>

Figure 13: The prompts used in **WEAKNESS**.