

Hierarchical mixtures of Unigram models for short text clustering: the role of Beta-Liouville priors

Massimo Bilancia^{1*} and Samuele Magro²

¹Department of Precision and Regenerative Medicine and Jonian Area (DiMePre-J), University of Bari Aldo Moro, Piazza Giulio Cesare 11, Bari, 70124, Italy.

²Osservatorio Astronomico Sirio, Grotte di Castellana srl, Piazzale Anelli, Castellana Grotte, 70013, Italy.

*Corresponding author(s). E-mail(s): massimo.bilancia@uniba.it;
Contributing authors: magrosamuele1999@gmail.com;

Abstract

This paper presents a variant of the Multinomial mixture model tailored for the unsupervised classification of short text data. Traditionally, the Multinomial probability vector in this hierarchical model is assigned a Dirichlet prior distribution. Here, however, we explore an alternative prior – the Beta-Liouville distribution – which offers a more flexible correlation structure than the Dirichlet. We examine the theoretical properties of the Beta-Liouville distribution, focusing on its conjugacy with the Multinomial likelihood. This property enables the derivation of update equations for a CAVI (Coordinate Ascent Variational Inference) variational algorithm, facilitating the approximate posterior estimation of model parameters. Additionally, we propose a stochastic variant of the CAVI algorithm that enhances scalability. The paper concludes with data examples that demonstrate effective strategies for setting the Beta-Liouville hyperparameters.

Keywords: Short text clustering, Unigram model, Dirichlet-Multinomial distribution, Beta-Liouville distribution

1 Introduction

In recent years, natural language processing (NLP) techniques, i.e. the application of computational and statistical methods to analyze and synthesize natural language and speech, have witnessed an impressive growth. In particular, models based on the transformer architecture, such as BERT (Devlin et al, 2019; Yvon, 2023), have become a state-of-the-art solution in NLP, and many NLP applications are now moving to neural language models (Wu et al, 2024). However, more traditional statistical language models based on the specification of a probability distribution over the vocabulary of terms used in a corpus have lost none of their appeal and usefulness. They are generally more powerful in the statistical sense than their contemporary counterparts and are often better suited to smaller data sets and more computationally efficient. They are also easier to explain and understand, as they ultimately estimate a probability distribution of term occurrences that can be summarized and visualized in a very informative way (Rosenfeld, 2000; Jurafsky and Martin, 2024).

The n -gram models are the most general form of statistical language models based on the probability of occurrence of a word given the previous $n - 1$ words. The probability is often estimated using the maximum likelihood estimation method, with an appropriate correction for sparsity and undersampling (Zitouni, 2007). The special case $n = 1$ is called a Unigram model, where, roughly speaking, the marginal probability of occurrence of each word in a finite sequence is independent of the probabilities of other words in the sequence, and the probability of the sequence itself can be expressed as the product of the marginal probabilities. This particular view implicitly introduces a text model that uses a representation of the text based on an unordered collection of words (a bag-of-words; BOW). In addition, this particular structure creates a one-to-one correspondence between the probabilities of occurrence of the words, and the probabilities of a Multinomial distribution in which only the frequency of occurrence of each word that appears in the sequence is relevant.

In the NLP literature, the Multinomial probability distribution over the vocabulary of terms is usually referred to as a topic. The next step is to assume that there are k different topics in a corpus and that the thematic content of each document corresponds to one and only one topic. Since we do not know to which topic each document belongs, the unsupervised classification can be performed by assuming that the generative model which determines the probability of occurrence of the sequences is a mixture of Unigrams, i.e. a mixture of k Multinomial distributions, each of which is specified by its set of Multinomial probabilities (Nigam et al, 2000) identified by one of the k different topics. Parameter estimation of mixture models and unsupervised text classification via deconvolution is often done in a Bayesian framework, and for mixtures of Unigrams a set of Dirichlet distributions is usually used as priors for Multinomial probabilities. This hierarchical structure of the model seems quite natural and provides an additional hidden advantage that mitigates an unpleasant property of the Multinomial distribution, namely the fact that crude estimates of the probabilities are obtained when the observed counts are close to zero, and that the phenomenon of word burstiness is not adequately captured. Placing a Dirichlet prior over the Multinomial probabilities is a generally accepted solution, as the marginal distribution of counts has extra-Multinomial variation that can adequately account for deviations from repeated Bernoulli trials (Bouguila, 2011; Bakhtiari and Bouguila, 2016; Anderlucci and Viroli, 2020).

Despite the popularity of the Dirichlet-Multinomial composition due to its computational convenience, the Dirichlet distribution has often been criticized for its non-flexible covariance matrix structure with negative off-diagonal elements (Bouguila, 2008). In contrast, correlation is considered a crucial feature for describing the structure of texts and is expected to improve the internal accuracy of text categorization. Under these premises, the Beta-Liouville distribution is an alternative to the Dirichlet prior that has recently emerged in the field of statistical language modeling

(Koochemeshkian and Bouguila, 2023). Similar to the Dirichlet distribution, the Beta-Liouville distribution serves as a conjugate prior for the Multinomial distribution. At the expense of an additional parameter that provides a flexible covariance structure, word pairs exhibit a weaker negative correlation than the negative correlation imposed by the Dirichlet prior under a comparable setting of hyperparameters (Fang et al, 2018). In principle, pair correlations can also be positive, but this is less relevant for our purpose, as shown in Section 4.

Therefore, in this paper we first report on a full-Bayesian treatment of the Beta-Liouville Multinomial mixture model. This novel model has a natural hierarchical representation and the inference from the posterior distribution is obtained by the variational approach, where the posterior distribution is approximated by a surrogate with independent components. For the model we consider, we are able to obtain the update equations of the coordinate ascent variational inference (CAVI) algorithm (Blei et al, 2017), where a lower bound on the marginal likelihood is maximized as a function of a set of variational parameters. We also show how a stochastic variant of the CAVI algorithm can be implemented (Hoffman et al, 2013), where the update equations are not based on the entire data set, and scalability is significantly improved by replacing the key quantities with noisy but unbiased and cheap-to-compute Monte Carlo estimates based on a single sampled data point. However, since the Beta-Liouville distribution contains the Dirichlet distribution as a special case, the final aim of the work is to compare the two hierarchical structures (Dirichlet-Multinomial vs. Beta-Liouville Multinomial) in a situation of sparse information, with text corpora composed of short texts that often have an ambiguous semantic dimension (for example: an abstract), and verify whether the extended parameterization of the Beta-Liouville distribution brings real advantages in automatic unsupervised classification.

The paper is structured as follows. Section 2 describes the data generating process of both Dirichlet-Multinomial and Beta-Liouville Multinomial mixtures, the genesis

of the Beta-Liouville distribution and how it generalizes the Dirichlet distribution. It also discusses the key properties that enable Bayesian inference based on this prior distribution: the membership of the Beta-Liouville distribution in the exponential family and the conjugacy with the Multinomial likelihood. Section 3 contains the details of variational inference and the calculations necessary to make explicit the update equations used to obtain the variational posterior estimates of the model parameters, and also provides the algorithm for stochastic variational inference. Section 4 compares Beta-Liouville Multinomial mixtures with Dirichlet-Multinomial mixtures, using this second model as the baseline for the comparison. The comparison is performed on two short text corpora and a suitably defined accuracy measure of the unsupervised classification is used as the outcome measure. Section 5 discusses the results obtained and points to possible future developments.

2 The generative model

Denote by \mathbb{V} a vocabulary of terms over a corpus of documents, where $p = |\mathbb{V}|$ is the number of distinct terms. In a more formal context, the usual hypothesis is that the data generating process can be viewed as a generative probabilistic model that outputs infinitely exchangeable streams of terms (Gelman et al, 2013) such that two finite sequences of the same length, differing only in the order of occurrence of the terms, are generated with the same probability and represent the same bag-of-words (BOW). In other words, a document is represented as a vector of counts:

$$\mathbf{y} = (y_1, \dots, y_p)^\top, \tag{1}$$

where y_ℓ ($\ell = 1, \dots, p$) indicates the number of occurrences for the ℓ -th term in the vocabulary \mathbb{V} . Infinite exchangeability requires that the probability of occurrence of

any finite stream of words of arbitrary length can be factorized as the product (invariant to permutations) of the corresponding marginal probabilities. These conditions naturally lead to the Unigram language model, where the likelihood of the vector of counts \mathbf{y} takes the well-known Multinomial form:

$$p(\mathbf{y}|\boldsymbol{\pi}) = \frac{(\sum_{\ell=1}^p y_{\ell})!}{\prod_{\ell=1}^p y_{\ell}!} \prod_{\ell=1}^p \pi_{\ell}^{y_{\ell}}, \quad (2)$$

where $\boldsymbol{\pi} = (\pi_1, \dots, \pi_p)^{\top} \in \mathbb{R}^p$ is the vector of Multinomial parameters that must satisfy the constraints $\pi_{\ell} > 0$ for $\ell = 1, \dots, p$ and $\sum_{\ell=1}^p \pi_{\ell} = 1$. The normalizing constant in (2) is irrelevant for inference, since two sequences that differ only in the order of the terms must provide the same estimates.

The further assumption is that each document in the corpus belongs to one and only one of G different thematic contents ($g = 1, \dots, G$), the topics, which are indicated by an unobserved latent variable $\mathbf{z} = (z_1, \dots, z_G)^{\top}$ describing group membership, such that $z_g = 1$ if \mathbf{y} is from topic g , and $z_g = 0$ otherwise. Each thematic content is characterized by a specific Multinomial distribution on the vocabulary of terms with parameter vectors $\boldsymbol{\pi}_g$. The data generating process therefore has the following form:

$$p(\mathbf{y}, \mathbf{z}|\mathbb{P}) = p(\mathbf{y}|\mathbb{P}, \mathbf{z})p(\mathbf{z}) = p(\mathbf{y}|\boldsymbol{\pi}_{\mathbf{z}})\eta_{\mathbf{z}},$$

where $\eta_{\mathbf{z}} \equiv p(\mathbf{z})$ and $\mathbb{P}^{\top} := (\boldsymbol{\pi}_1, \dots, \boldsymbol{\pi}_G)^{\top} \in \mathbb{R}^{G \times p}$ is the matrix of topic-specific Multinomial parameters. Since we only observe \mathbf{y} , the marginal distribution of counts has expression (Gormley and Frühwirth-Schnatter, 2018):

$$p(\mathbf{y}|\boldsymbol{\pi}) = \sum_{\mathbf{z}} \eta_{\mathbf{z}} p(\mathbf{y}|\boldsymbol{\pi}_{\mathbf{z}}) = \sum_{g=1}^G \eta_g p(\mathbf{y}|\boldsymbol{\pi}_g). \quad (3)$$

The model (3) is a mixture of Multinomials, although it is usually referred to as a mixture of Unigrams in the text categorization literature. Bayesian inference and deconvolution of the components of this model requires the specification of suitable priors for the weight vector $\boldsymbol{\eta} = (\eta_1, \dots, \eta_G)^\top$ and for the probability vectors $\boldsymbol{\pi}_g$. While for the latter the Dirichlet distribution appears as a natural choice, in the following we will develop the theory necessary to use the Beta-Liouville distribution as a generalized prior distribution for these vectorial parameters.

2.1 Dirichlet-Multinomial mixture

In the special case of Dirichlet-Multinomial mixtures, the generative model (3) for a corpus of n documents can be formulated in a hierarchical form as follows:

$$\mathbf{y}_i | \mathbf{P}, \mathbf{z}_i \stackrel{\text{ind.}}{\sim} \text{Multinomial}_p(\boldsymbol{\pi}_g), \quad i = 1, \dots, n, \quad (4)$$

$$\mathbf{z}_i | \boldsymbol{\lambda} \stackrel{\text{ind.}}{\sim} \text{Multinoulli}_G(\boldsymbol{\lambda}), \quad i = 1, \dots, n, \quad (5)$$

$$\boldsymbol{\pi}_g | \theta \stackrel{\text{ind.}}{\sim} \text{Dirichlet}_p(\mathbb{1}_p \theta), \quad g = 1, \dots, G, \quad (6)$$

$$\boldsymbol{\lambda} | \psi \sim \text{Dirichlet}_G(\mathbb{1}_G \psi), \quad (7)$$

where $\theta, \psi > 0$, $\mathbb{1} = (1, 1, \dots, 1)^\top$ denotes a 1-vector of suitable dimension and Multinoulli_G indicates a Multinomial distribution for a single trial. The matrix:

$$\mathbf{P}^\top = \begin{pmatrix} \pi_1^\top \\ \vdots \\ \pi_g^\top \end{pmatrix} \in \mathbb{R}^{G \times p},$$

with the generic element being denoted as $\pi_{g\ell}$, for $g = 1, 2, \dots, G$ and $\ell = 1, 2, \dots, p$, contains G different distributions over the vocabulary of terms \mathbb{V} along its rows. Each of these distributions represents a specific topic, but it is actually unknown which of

these distributions determines the actual data generation process of a particular document in the corpus. From a semantic point of view, each document can be identified with one of the G distributions, although the value of the label indicating the topic is unobserved.

In Bilancia et al (2023) the standard CAVI posterior inference of the model specified by (4)-(6) is discussed. Furthermore, in Bilancia et al (2024) a stochastic version of CAVI is presented, where the key variables estimated at each iteration of the algorithm by traversing the entire dataset are replaced by a noisy but unbiased and cheap-to-compute estimate based on a single data point (Hoffman et al, 2013). In this way, stochastic variational inference improves scalability and computational efficiency and introduces an inherent random element into the surface to be optimized, often circumventing the presence of suboptimal local minimum points where the deterministic algorithm gets stuck.

2.2 Multivariate Liouville distribution of second kind

In this and the following Subsections, we will omit any reference to the latent variable \mathbf{z} and concentrate on the form of the prior distribution of the Multinomial parameters π . We say that $\mathbf{X} = (X_1, \dots, X_p)^\top$ has a Liouville distribution if and only if (Gupta and Richards, 1987; Gupta and Song, 1996; Gupta and Kabe, 1999; Wesolowski, 1993; Gupta and Richards, 2001):

$$\mathbf{X} \stackrel{D}{=} r\mathbf{U},$$

where $\mathbf{U} \sim \text{Dir}_p(\alpha_1, \dots, \alpha_p)$ while r is a continuous random variable independent of \mathbf{U} with distribution function F referred to as generator. It can be shown that if r admits density f then the Liouville distribution also has the following density with respect to the Lebesgue measure in \mathbb{R}^p :

$$p(\mathbf{x}|\alpha_1, \dots, \alpha_p) = \prod_{\ell=1}^p \frac{x_\ell^{\alpha_\ell-1}}{\Gamma(\alpha_\ell)} \frac{\Gamma(\alpha_0)}{(\sum_{\ell=1}^p x_\ell)^{\alpha_0-1}} f\left(\sum_{\ell=1}^p x_\ell\right), \quad (8)$$

with $\alpha_0 = \alpha_1 + \dots + \alpha_p$ and the support of this distribution is the simplex:

$$\mathcal{D}_p = \left\{ (x_1, \dots, x_p) \mid x_\ell \geq 0, \sum_{\ell=1}^p x_\ell \leq a \right\}, \quad (9)$$

if and only if f has support in the interval $(0, a)$. In this case, we also say that \mathbf{X} has Liouville distributions of the second kind, while the distributions of the first kind are those obtained when the generating variable r has unbounded support, which we will not consider further below.

The mixed moments of order s of the distribution, expressed by the density (8), have the following expression (Fang et al, 2018):

$$\mathbb{E} \left(\prod_{\ell=1}^p x_\ell^{s_\ell} \right) = \frac{\mu_s}{\alpha_0^{[s]}} \prod_{\ell=1}^p \alpha_\ell^{[s_\ell]},$$

where:

- $s_\ell \geq 0$, $s = \sum_{\ell=1}^p s_\ell$.
- $\alpha_\ell^{[s_\ell]} =: \alpha_\ell(\alpha_\ell + 1) \cdots (\alpha_\ell + s_\ell - 1)$.
- $\mu_s = \mathbb{E}(r^s)$.

In particular, simple algebraic manipulations show that for $\ell = 1, \dots, p$:

$$\mathbb{E}(X_\ell) = \mu_1 \frac{\alpha_\ell}{\alpha_0}, \quad (10)$$

and that:

$$\text{Var}(X_\ell) = \mu_2 \frac{\alpha_\ell(\alpha_\ell + 1)}{\alpha_0(\alpha_0 + 1)} - \mu_1^2 \frac{\alpha_\ell^2}{\alpha_0^2}. \quad (11)$$

Finally, the correlation structure is described by the following expression ($\ell, \ell' \in \{1, \dots, p\}$ with $\ell \neq \ell'$):

$$\text{Cov}(X_\ell, X_{\ell'}) = \frac{\alpha_\ell \alpha_{\ell'}}{\alpha_0} \left(\frac{\mu_2}{\alpha_0 + 1} - \frac{\mu_1^2}{\alpha_0} \right). \quad (12)$$

2.3 Beta-Liouville distribution

The density of a multivariate Liouville distribution can be reformulated by introducing the function:

$$g(r) = \frac{\Gamma(\alpha_0)}{r^{\alpha_0-1}} f(r),$$

where $f(r)$ and $g(r)$ have the same support. With this definition, the probability density of a multivariate Liouville can be rewritten as

$$\prod_{\ell=1}^p \frac{x_\ell^{\alpha_\ell-1}}{\Gamma(\alpha_\ell)} g\left(\sum_{\ell=1}^p x_\ell\right). \quad (13)$$

The function $g(r)$ is called a density generator because the density of the generator f can obviously be expressed as follows:

$$f(r) = \frac{r^{\alpha_0-1}}{\Gamma(\alpha_0)} g(r).$$

The case we are interested in is when $r \sim \text{Beta}(\alpha, \beta)$, i.e. the generating random variable has Beta density, namely:

$$f(r) = \frac{1}{B(\alpha, \beta)} r^{\alpha-1} (1-r)^{\beta-1}, \quad 0 \leq r \leq 1.$$

In this particular case, the density generator has expression:

$$\begin{aligned}
g(r) &= \frac{\Gamma(\alpha_0)}{r^{\alpha_0-1}} f(r) = \frac{\Gamma(\alpha_0)}{r^{\alpha_0-1}} \frac{1}{B(\alpha, \beta)} r^{\alpha-1} (1-r)^{\beta-1} \\
&= \frac{\Gamma(\alpha_0)}{B(\alpha, \beta)} r^{\alpha-1} r^{1-\alpha_0} (1-r)^{\beta-1} \\
&= \frac{\Gamma(\alpha_0)}{B(\alpha, \beta)} r^{\alpha-\alpha_0} (1-r)^{\beta-1}, \quad 0 \leq r \leq 1.
\end{aligned}$$

With this expression we immediately obtain the multivariate density:

$$p(\mathbf{x}|\alpha_1, \dots, \alpha_{p-1}, \alpha, \beta) = \prod_{\ell=1}^p \frac{x_\ell^{\alpha_\ell-1}}{\Gamma(\alpha_\ell)} \frac{\Gamma(\alpha_0)}{B(\alpha, \beta)} r^{\alpha-\alpha_0} (1-r)^{\beta-1},$$

which has to be rewritten by taking $r = \sum_{\ell=1}^p x_\ell$ as the following density on the $(p+1)$ -dimensional probability simplex \mathcal{S}_{p+1} ([Bouguila, 2008, 2011, 2012](#); [Bakhtiari and Bouguila, 2016](#); [Bourouis et al, 2021](#)):

$$p(x_1, \dots, x_p|\alpha_1, \dots, \alpha_p, \alpha, \beta) = \frac{\Gamma(\alpha_0)}{B(\alpha, \beta)} \prod_{\ell=1}^p \frac{x_\ell^{\alpha_\ell-1}}{\Gamma(\alpha_\ell)} \left(\sum_{\ell=1}^p x_\ell \right)^{\alpha-\alpha_0} \left(1 - \sum_{\ell=1}^p x_\ell \right)^{\beta-1}. \quad (14)$$

This distribution is called Beta-Liouville, and will be denoted as:

$$\mathbf{X} \sim \text{BL}_{p+1}(\alpha_1, \dots, \alpha_p, \alpha, \beta).$$

Normally, the notation $\text{BL}_p(\alpha_1, \dots, \alpha_p, \alpha, \beta)$, with index p , is used to emphasize the fact that this distribution is described on the \mathcal{D}_p simplex: however, we have preferred to keep a symbolism consistent with the Dirichlet distribution, since the Beta-Liouville distribution has realizations on the \mathcal{S}_{p+1} probability simplex described by the coordinates $(x_1, \dots, x_p, 1 - \sum_{\ell=1}^p x_\ell) \in \mathcal{S}_{p+1}$, and is indeed a generalization of the Dirichlet distribution obtained as a special case when $\alpha = \alpha_0$. In fact, under this assumption,

the Beta function is rewritten as follows:

$$B(\alpha_0, \beta) = \frac{\Gamma(\alpha_0)\Gamma(\beta)}{\Gamma(\alpha_0 + \beta)},$$

and so this multivariate density becomes:

$$p(x_1, \dots, x_p, x_{p+1} | \alpha_1, \dots, \alpha_p, \beta) = \frac{\Gamma(\alpha_1 + \dots + \alpha_p + \beta)}{\Gamma(\beta)} \prod_{\ell=1}^p \frac{x_{\ell}^{\alpha_{\ell}-1}}{\Gamma(\alpha_{\ell})} (\sum_{\ell=1}^p x_{\ell})^{\alpha_0 - \alpha_0} x_{p+1}^{\beta-1},$$

with $x_{p+1} = 1 - \sum_{\ell=1}^p x_{\ell}$, that is:

$$p(x_1, \dots, x_p, x_{p+1} | \alpha_1, \dots, \alpha_p, \beta) = \frac{\Gamma(\alpha_1 + \dots + \alpha_p + \beta)}{\Gamma(\alpha_1) \dots \Gamma(\alpha_p) \Gamma(\beta)} \prod_{\ell=1}^p x_{\ell}^{\alpha_{\ell}-1} x_{p+1}^{\beta-1},$$

which is a density $\text{Dir}_{p+1}(\alpha_1, \dots, \alpha_p, \beta)$. So if we want to model a probability vector $\boldsymbol{\pi} = (\pi_1, \dots, \pi_p)^{\top}$ on the probability simplex \mathcal{S}_p , we must use a distribution of the family $\text{BL}_p(\alpha_1, \dots, \alpha_{p-1}, \alpha, \beta)$ whose dimension is indexed according to the convention we have chosen.

2.4 The Beta-Liouville as a conjugate prior of the Multinomial likelihood

Since we will exclusively use the Beta-Liouville distribution to determine a suitable prior distribution of the Multinomial parameter vector $\boldsymbol{\pi}$, we will always use $\boldsymbol{\pi} = (\pi_1, \dots, \pi_p)^{\top}$ as the distribution argument in the following. Under these assumptions, the posterior distribution is written as follows:

$$\begin{aligned} p(\boldsymbol{\pi} | \alpha_1, \dots, \alpha_{p-1}, \alpha, \beta, \mathbf{y}) &\propto \\ &\propto p(\mathbf{y} | \boldsymbol{\pi}) p(\boldsymbol{\pi} | \alpha_1, \dots, \alpha_{p-1}, \alpha, \beta) \end{aligned}$$

$$\begin{aligned}
& \propto \prod_{\ell=1}^{p-1} \pi_{\ell}^{y_{\ell}} \left(1 - \sum_{\ell=1}^{p-1} \pi_{\ell}\right)^{y_p} \times \prod_{\ell=1}^{p-1} \pi_{\ell}^{\alpha_{\ell}-1} \left(\sum_{\ell=1}^{p-1} \pi_{\ell}\right)^{\alpha-\alpha_0} \left(1 - \sum_{\ell=1}^{p-1} \pi_{\ell}\right)^{\beta-1} \\
& = \prod_{\ell=1}^{p-1} \pi_{\ell}^{\alpha_{\ell}+y_{\ell}-1} \left(\sum_{\ell=1}^{p-1} \pi_{\ell}\right)^{\alpha-\alpha_0} \left(1 - \sum_{\ell=1}^{p-1} \pi_{\ell}\right)^{\beta+y_p-1}.
\end{aligned}$$

We therefore set $\alpha'_{\ell} = \alpha_{\ell} + y_{\ell}$ for $\ell = 1, \dots, p-1$, and $\beta' = \beta + y_p$, from which it readily follows that: $\alpha_{\ell} = \alpha'_{\ell} - y_{\ell}$ and that:

$$\begin{aligned}
\alpha - \alpha_0 &= \alpha - (\alpha'_1 - y_1 + \dots + \alpha'_{p-1} - y_{p-1}) \\
&= \alpha - (\alpha'_1 + \dots + \alpha'_{p-1}) + (y_1 + \dots + y_{p-1}) \\
&= \alpha + \sum_{\ell=1}^{p-1} y_{\ell} - \sum_{\ell=1}^{p-1} \alpha'_{\ell}
\end{aligned}$$

We can then rewrite the posterior distribution as:

$$p(\boldsymbol{\pi} | \alpha'_1, \dots, \alpha'_{p-1}, \alpha', \beta', \mathbf{y}) \propto \prod_{\ell=1}^{p-1} \pi_{\ell}^{\alpha'_{\ell}-1} \left(\sum_{\ell=1}^{p-1} \pi_{\ell}\right)^{\alpha'-\alpha'_0} \left(1 - \sum_{\ell=1}^{p-1} \pi_{\ell}\right)^{\beta'-1},$$

with:

$$\begin{aligned}
\alpha'_{\ell} &= \alpha_{\ell} + y_{\ell}, \quad \ell = 1, \dots, p-1, \\
\beta' &= \beta + y_p, \\
\alpha'_0 &= \sum_{\ell=1}^{p-1} \alpha'_{\ell}, \\
\alpha' &= \alpha + \sum_{\ell=1}^{p-1} y_{\ell}.
\end{aligned}$$

It is therefore immediate that:

$$\boldsymbol{\pi} | \alpha'_1, \dots, \alpha'_{p-1}, \alpha', \beta', \mathbf{y} \sim \text{BL}_p(\alpha'_1, \dots, \alpha'_{p-1}, \alpha', \beta'), \quad (15)$$

proving the conjugacy. It is useful to note that the Beta-Liouville distribution is not the canonical conjugate a priori distribution of Multinomial. Indeed, if we put the Multinomial pmf in the form of an exponential family in canonical form, i.e. parameterized with respect to the natural parameters and in minimal form (Brown, 1986):

$$p(\mathbf{y}|\boldsymbol{\pi}) = h(\mathbf{y}) \exp \left\{ \boldsymbol{\pi}^\top t(\mathbf{y}) - a_{\text{lik}}(\boldsymbol{\pi}) \right\}, \quad (16)$$

where $a(\boldsymbol{\pi})$ is the log-partition function, then the canonical conjugate prior distribution can be constructed from the distribution (16) as the following $(k+1)$ -dimensional exponential family (Blei, 2014; Efron, 2022)

$$p(\boldsymbol{\pi}|\boldsymbol{\nu}) = h_c(\boldsymbol{\pi}) \exp \left\{ \boldsymbol{\nu}_1^\top \boldsymbol{\pi} + \nu_2 (-a_{\text{lik}}(\boldsymbol{\pi})) - a_{\text{conj}}(\boldsymbol{\nu}) \right\},$$

which has as its natural parameter $(\nu_2 = \nu_2^\top)$ is a scalar):

$$\boldsymbol{\nu}^\top = (\boldsymbol{\nu}_1, \nu_2).$$

However, it is well known that the canonical conjugate distribution of the Multinomial likelihood is the Dirichlet distribution. Obviously, the conjugate distribution of a given likelihood is not necessarily unique. As we have just verified above, the Beta-Liouville distribution is another conjugate (non-canonical) prior distribution of the Multinomial likelihood.

2.5 The Beta-Liouville as an exponential family

Since the Beta-Liouville distribution is a generalization of the Dirichlet distribution, it is not surprising that it is also an exponential family. The relationships that can be derived from it are particularly useful for posterior inference using a variational

approach. Let us first rewrite the Beta-Liouville expression in the classical exp-log form:

$$\begin{aligned}
p(\boldsymbol{\pi}|\alpha_1, \dots, \alpha_{p-1}, \alpha, \beta) &= \\
&= \frac{\Gamma(\alpha_0)\Gamma(\alpha + \beta)}{\Gamma(\alpha)\Gamma(\beta) \prod_{\ell=1}^{p-1} \Gamma(\alpha_\ell)} \prod_{\ell=1}^{p-1} \pi_\ell^{\alpha_\ell-1} \left(\sum_{\ell=1}^{p-1} \pi_\ell \right)^{\alpha-\alpha_0} \left(1 - \sum_{\ell=1}^{p-1} \pi_\ell \right)^{\beta-1} \\
&= \exp \left\{ \log \Gamma(\alpha_0) + \log \Gamma(\alpha + \beta) - \log \Gamma(\alpha) - \log \Gamma(\beta) - \sum_{\ell=1}^{p-1} \log \Gamma(\alpha_\ell) \right. \\
&\quad \left. + \sum_{\ell=1}^{p-1} (\alpha_\ell - 1) \log \pi_\ell + (\alpha - \alpha_0) \log \sum_{\ell=1}^{p-1} \pi_\ell + (\beta - 1) \log \left(1 - \sum_{\ell=1}^{p-1} \pi_\ell \right) \right\} \\
&= \exp \left\{ \sum_{\ell=1}^{p-1} (\alpha_\ell - 1) \log \pi_\ell + (\alpha - \alpha_0) \log \sum_{\ell=1}^{p-1} \pi_\ell + (\beta - 1) \log \left(1 - \sum_{\ell=1}^{p-1} \pi_\ell \right) \right. \\
&\quad \left. - \underbrace{\left(\log \Gamma(\alpha) + \log \Gamma(\beta) + \sum_{\ell=1}^{p-1} \log \Gamma(\alpha_\ell) - \log \Gamma\left(\sum_{\ell=1}^{p-1} \alpha_\ell\right) - \log \Gamma(\alpha + \beta) \right)}_{\text{log-partition function } a(\alpha_1, \dots, \alpha_{p-1}, \alpha, \beta)} \right\}.
\end{aligned}$$

Now:

$$\begin{aligned}
&\sum_{\ell=1}^{p-1} (\alpha_\ell - 1) \log \pi_\ell + (\alpha - \alpha_0) \log \sum_{\ell=1}^{p-1} \pi_\ell + (\beta - 1) \log \left(1 - \sum_{\ell=1}^{p-1} \pi_\ell \right) \\
&= \sum_{\ell=1}^{p-1} \alpha_\ell \log \pi_\ell - \sum_{\ell=1}^{p-1} \log \pi_\ell + \alpha \log \sum_{\ell=1}^{p-1} \pi_\ell - \sum_{\ell=1}^{p-1} \alpha_\ell \log \sum_{\ell=1}^{p-1} \pi_\ell \\
&\quad + \beta \log \left(1 - \sum_{\ell=1}^{p-1} \pi_\ell \right) - \log \left(1 - \sum_{\ell=1}^{p-1} \pi_\ell \right) \\
&= \sum_{\ell=1}^{p-1} \alpha_\ell \left[\log \pi_\ell - \log \sum_{\ell=1}^{p-1} \pi_\ell \right] + \alpha \log \sum_{\ell=1}^{p-1} \pi_\ell + \beta \log \left(1 - \sum_{\ell=1}^{p-1} \pi_\ell \right) \\
&\quad - \underbrace{\sum_{\ell=1}^{p-1} \log \pi_\ell - \log \left(1 - \sum_{\ell=1}^{p-1} \pi_\ell \right)}_{\text{absorbed in } h(\boldsymbol{\pi})}.
\end{aligned}$$

For the representation in the form of an exponential family, the minimum sufficient statistics are thus:

$$S1 : \left[\log \pi_\ell - \log \sum_{\ell=1}^{p-1} \pi_\ell \right], \quad \ell = 1, \dots, p-1 \quad (17)$$

$$S2 : \log \sum_{\ell=1}^{p-1} \pi_\ell \quad (18)$$

$$S3 : \log \left(1 - \sum_{\ell=1}^{p-1} \pi_\ell \right) \quad (19)$$

and the corresponding natural parameters are:

$$S1 : \alpha_\ell, \quad \ell = 1, \dots, p-1, \quad S2 : \alpha, \quad S3 : \beta \quad (20)$$

But the vector of the expected value of the minimal sufficient statistics can be obtained by taking the partial derivative with respect to the corresponding natural parameter of the log-partition function, and then:

$$\begin{aligned} E_{p_\pi} \left(\log \pi_\ell - \log \sum_{\ell=1}^{p-1} \pi_\ell \right) &= \frac{\partial}{\partial \alpha_\ell} a(\alpha_1, \dots, \alpha_{p-1}, \alpha, \beta) = \frac{\Gamma'(\alpha_\ell)}{\Gamma(\alpha_\ell)} - \frac{\Gamma'(\sum_{\ell=1}^{p-1} \alpha_\ell)}{\Gamma(\sum_{\ell=1}^{p-1} \alpha_\ell)} \\ &= \Psi(\alpha_\ell) - \Psi\left(\sum_{\ell=1}^{p-1} \alpha_\ell\right), \quad \ell = 1, \dots, p-1. \end{aligned} \quad (21)$$

Proceeding in the same way for α :

$$\begin{aligned} E_{p_\pi} \left(\log \sum_{\ell=1}^{p-1} \pi_\ell \right) &= \frac{\partial}{\partial \alpha} a(\alpha_1, \dots, \alpha_{p-1}, \alpha, \beta) = \frac{\Gamma'(\alpha)}{\Gamma(\alpha)} - \frac{\Gamma'(\alpha + \beta)}{\Gamma(\alpha + \beta)} \\ &= \Psi(\alpha) - \Psi(\alpha + \beta), \end{aligned} \quad (22)$$

and also for β , we obtain:

$$\begin{aligned} \mathbb{E}_{p_{\boldsymbol{\pi}}} \left(\log \left[1 - \sum_{\ell=1}^{p-1} \pi_{\ell} \right] \right) &= \frac{\partial}{\partial \beta} a(\alpha_1, \dots, \alpha_{p-1}, \alpha, \beta) = \frac{\Gamma'(\beta)}{\Gamma(\beta)} - \frac{\Gamma'(\alpha + \beta)}{\Gamma(\alpha + \beta)} \\ &= \Psi(\beta) - \Psi(\alpha + \beta), \end{aligned} \quad (23)$$

where $\Psi(z)$ is the Digamma function, the logarithmic derivative of the Gamma function. Note that it also follows from the expressions we have written that:

$$\begin{aligned} \mathbb{E}_{p_{\boldsymbol{\pi}}} (\log \pi_{\ell}) &= \mathbb{E}_{p_{\boldsymbol{\pi}}} \left(\log \sum_{\ell=1}^{p-1} \pi_{\ell} \right) + \Psi(\alpha_{\ell}) - \Psi\left(\sum_{\ell=1}^{p-1} \alpha_{\ell}\right) \\ &= \Psi(\alpha_{\ell}) - \Psi\left(\sum_{\ell=1}^{p-1} \alpha_{\ell}\right) + \Psi(\alpha) - \Psi(\alpha + \beta), \quad \ell = 1, \dots, p-1. \end{aligned} \quad (24)$$

2.6 Properties of the moments

In a frequentist approach to inference, the composition of the Multinomial distribution with a Beta-Liouville prior distribution makes it necessary to make the marginal distribution of the counts explicit by integrating out the Multinomial parameter vector $\boldsymbol{\pi}$. The shape of this marginal distribution is known in the literature and has the following expression:

$$p(\mathbf{y} | \alpha'_1, \dots, \alpha'_{p-1}, \alpha', \beta') = \frac{\Gamma(\sum_{\ell=1}^p y_{\ell} + 1)}{\prod_{\ell=1}^p \Gamma(y_{\ell} + 1)} \times \frac{\Gamma(\alpha_0) \Gamma(\alpha + \beta) \Gamma(\alpha') \Gamma(\beta') \prod_{\ell=1}^{p-1} \Gamma(\alpha'_{\ell})}{\Gamma(\alpha'_0) \Gamma(\alpha' + \beta') \Gamma(\alpha) \Gamma(\beta) \prod_{\ell=1}^{p-1} \Gamma(\alpha_{\ell})}, \quad (25)$$

where the superscript assigned to the parameters has the same meaning as in the Subsection 2.4. The (25) distribution is called Beta-Liouville-Multinomial (abbreviated as BLM_p) and should not be confused with the generalized Dirichlet distribution discussed in [Connor and Mosimann \(1969\)](#). However, as expected, this distribution contains the Dirichlet-Multinomial distribution discussed in [Mosimann \(1962\)](#) as a

special case; in fact, in this case $\alpha = \alpha_0$, and therefore the second factor in the (25) is written as (since also $\alpha'_0 = \alpha'$):

$$\begin{aligned}
& \frac{\Gamma(\alpha_0)\Gamma(\alpha + \beta)\Gamma(\alpha')\Gamma(\beta') \prod_{\ell=1}^{p-1} \Gamma(\alpha'_\ell)}{\Gamma(\alpha'_0)\Gamma(\alpha' + \beta')\Gamma(\alpha)\Gamma(\beta) \prod_{\ell=1}^{p-1} \Gamma(\alpha_\ell)} = \frac{\Gamma(\alpha)\Gamma(\alpha + \beta)\Gamma(\alpha')\Gamma(\beta') \prod_{\ell=1}^{p-1} \Gamma(\alpha'_\ell)}{\Gamma(\alpha')\Gamma(\alpha' + \beta')\Gamma(\alpha)\Gamma(\beta) \prod_{\ell=1}^{p-1} \Gamma(\alpha_\ell)} \\
& = \frac{\Gamma(\alpha_0 + \beta)\Gamma(\beta') \prod_{\ell=1}^{p-1} \Gamma(\alpha'_\ell)}{\Gamma(\alpha'_0 + \beta')\Gamma(\beta) \prod_{\ell=1}^{p-1} \Gamma(\alpha_\ell)} = \frac{\Gamma(\alpha_0 + \beta)\Gamma(\beta + y_p) \prod_{\ell=1}^{p-1} \Gamma(\alpha_\ell + y_\ell)}{\Gamma(\sum_{\ell=1}^{p-1} \alpha'_\ell + \beta + y_p)\Gamma(\beta) \prod_{\ell=1}^{p-1} \Gamma(\alpha_\ell)} \\
& = \frac{\Gamma(\alpha_0 + \beta)\Gamma(\beta + y_p) \prod_{\ell=1}^{p-1} \Gamma(\alpha_\ell + y_\ell)}{\Gamma(\alpha_0 + \beta + \sum_{\ell=1}^p y_p)\Gamma(\beta) \prod_{\ell=1}^{p-1} \Gamma(\alpha_\ell)}. \tag{26}
\end{aligned}$$

By setting $\beta \equiv \alpha_p$, we reformulate (26) as:

$$\frac{\Gamma(\sum_{\ell=1}^p \alpha_\ell) \prod_{\ell=1}^p \Gamma(\alpha_\ell + y_\ell)}{\Gamma(\sum_{\ell=1}^p \alpha_\ell + \sum_{\ell=1}^p y_p) \prod_{\ell=1}^p \Gamma(\alpha_\ell)},$$

obtaining the well-known expression of the Dirichlet-Multinomial distribution DM_p , which is exactly the composition of a Multinomial likelihood with the Dirichlet distribution:

$$p(\mathbf{y}|\alpha_1, \dots, \alpha_{p-1}, \alpha_p) = \frac{\Gamma(\sum_{\ell=1}^p y_\ell + 1) \Gamma(\sum_{\ell=1}^p \alpha_\ell)}{\Gamma(\sum_{\ell=1}^p y_p + \sum_{\ell=1}^p \alpha_\ell)} \prod_{\ell=1}^p \frac{\Gamma(\alpha_\ell + y_\ell)}{\Gamma(\alpha_\ell)\Gamma(y_\ell + 1)}. \tag{27}$$

The expression of the moments is known for the marginal distribution (27). In particular, the variance of each marginal component is larger than the corresponding variance of the components of a Multinomial distribution because it is increased by a factor that depends on an overdispersion parameter which accounts for extra-heterogeneity that we do not expect in the pure Multinomial model (see e.g: [Corsini and Viroli, 2022](#)).

For the marginal distribution BLM_p (25) the expression of the moments is not known. Since we do not need to integrate the Multinomial parameters in a Bayesian framework, as the Multinomial likelihood composition with the prior distribution

is treated in a hierarchical structure, we can examine the moments of the BL_p prior, whose expression is readily available in the literature. In particular, from the expressions (10)–(12) we obtain that for $\ell, \ell' \in \{1, \dots, p-1\}$, $\ell \neq \ell'$:

$$\mathbb{E}(\pi_\ell) = \frac{\alpha}{\alpha + \beta} \frac{\alpha_\ell}{\alpha_0}, \quad (28)$$

$$\text{Var}(\pi_\ell) = \frac{\alpha(\alpha + 1)}{(\alpha + \beta)(\alpha + \beta + 1)} \left[\frac{\alpha_\ell(\alpha_\ell + 1)}{\alpha_0(\alpha_0 + 1)} \right] - \left(\frac{\alpha}{\alpha + \beta} \right)^2 \frac{\alpha_\ell^2}{\alpha_0^2}, \quad (29)$$

$$\text{Cov}(\pi_\ell, \pi_{\ell'}) = \frac{\alpha_\ell \alpha_{\ell'}}{\alpha_0(\alpha_0 + 1)} \frac{\alpha(\alpha + 1)}{(\alpha + \beta)(\alpha + \beta + 1)} - \left(\frac{\alpha}{\alpha + \beta} \right)^2 \frac{\alpha_\ell \alpha_{\ell'}}{\alpha_0^2}. \quad (30)$$

The fact that the variance of each marginal component of the BL_p distribution exceeds the corresponding marginal variance of the Dir_p distribution is implicit in its construction. In addition, we know that the Dirichlet distribution imposes a negative correlation (repulsion) between pairs of components of the random vector. But it is apparent from (30) that this constraint does not exist for the BL_p prior, whose components can be both positively and negatively correlated in pairs. Therefore, the Beta-Liouville distribution has a more flexible correlation structure than the Dirichlet distribution with support on the same probability simplex at the cost of one additional parameter (although it is often incorrectly stated in the literature that the Beta-Liouville distribution has two more parameters than the Dirichlet distribution).

2.7 Bayesian hierarchical modelling of Beta-Liouville

Multinomial mixtures

The natural extension of the hierarchical model (4)–(7) to account for a Beta-Liouville prior of Multinomial parameters is:

$$\mathbf{y}_i | \mathbf{P}, \mathbf{z}_i \stackrel{\text{ind.}}{\sim} \text{Multinomial}_p(\boldsymbol{\pi}_g), \quad i = 1, 2, \dots, n, \quad (31)$$

$$\mathbf{z}_i | \boldsymbol{\lambda} \stackrel{\text{ind.}}{\sim} \text{Multinoulli}_G(\boldsymbol{\lambda}), \quad i = 1, 2, \dots, n, \quad (32)$$

$$\boldsymbol{\pi}_g | \alpha_1, \dots, \alpha_{p-1}, \alpha, \beta \stackrel{\text{ind.}}{\sim} \text{BL}_p(\alpha_1, \dots, \alpha_{p-1}, \alpha, \beta), \quad g = 1, 2, \dots, G, \quad (33)$$

$$\boldsymbol{\lambda} | \psi \sim \text{Dirichlet}_G(\mathbb{1}_G \psi), \quad (34)$$

where $\alpha_1, \dots, \alpha_{p-1}, \alpha, \beta, \psi > 0$. It is also important to observe that the joint distribution of the observable counts and latent indicators has expression:

$$p(\mathbf{y}_i, \mathbf{z}_i | \mathbf{P}) = \prod_{g=1}^G \left(\prod_{\ell=1}^p \pi_{g\ell}^{y_{i\ell}} \right)^{z_{ig}}. \quad (35)$$

The unnormalized posterior distribution of the latent parameters can be factorized as follows:

$$\begin{aligned} p(\mathbf{P}, \mathbf{z}_{1:n}, \boldsymbol{\lambda} | \mathbf{y}_{1:n}, \alpha_1, \dots, \alpha_{p-1}, \alpha, \beta, \psi) &\propto p(\mathbf{y}_{1:n}, \mathbf{z}_{1:n}, \mathbf{P}, \boldsymbol{\lambda} | \alpha_1, \dots, \alpha_{p-1}, \alpha, \beta, \psi) \\ &= p(\mathbf{y}_{1:n} | \mathbf{z}_{1:n}, \mathbf{P}, \boldsymbol{\lambda}, \alpha_1, \dots, \alpha_{p-1}, \alpha, \beta, \psi) \\ &\times p(\mathbf{P}, \mathbf{z}_{1:n}, \boldsymbol{\lambda} | \alpha_1, \dots, \alpha_{p-1}, \alpha, \beta, \psi) \\ &= p(\mathbf{y}_{1:n} | \mathbf{P}, \mathbf{z}_{1:n}) p(\mathbf{z}_{1:n} | \boldsymbol{\lambda}) \\ &\times p(\mathbf{P} | \alpha_1, \dots, \alpha_{p-1}, \alpha, \beta) p(\boldsymbol{\lambda} | \psi), \end{aligned} \quad (36)$$

where $\mathbf{y}_{1:n} = (\mathbf{y}_1, \mathbf{y}_2, \dots, \mathbf{y}_n)$ is a matrix of column vectors and $\mathbf{z}_{1:n}$ is defined accordingly. The posterior distribution cannot be expressed in closed form because the marginal likelihood of the model is clearly intractable:

$$\begin{aligned} p(\mathbf{y}_{1:n} | \alpha_1, \dots, \alpha_{p-1}, \alpha, \beta, \psi) &= \\ &= \prod_{i=1}^n \int \sum_{\mathbf{z}_i} p(\mathbf{y}_i | \mathbf{P}, \mathbf{z}_i) p(\mathbf{z}_i | \boldsymbol{\lambda}) p(\mathbf{P} | \alpha_1, \dots, \alpha_{p-1}, \alpha, \beta) p(\boldsymbol{\lambda} | \psi) d\mathbf{P} d\boldsymbol{\lambda}. \end{aligned} \quad (37)$$

3 Bayesian computations with posterior variational learning

3.1 Variational learning

Variational learning of intractable posteriors approximates the posterior distribution with a set of mutually independent variational distributions:

$$q_V(\mathbf{z}_{1:n}, \mathbf{P}, \boldsymbol{\lambda} | \mathbf{y}_{1:n}, \boldsymbol{\gamma}_{1:n}, \boldsymbol{\phi}_{1:G}, \boldsymbol{\eta}) = q(\boldsymbol{\lambda} | \boldsymbol{\eta}) \prod_{g=1}^G q(\boldsymbol{\pi}_g | \boldsymbol{\phi}_g) \prod_{i=1}^n q(\mathbf{z}_i | \boldsymbol{\gamma}_i) \quad (38)$$

which depends on a set of variational parameters. Using Jensen's inequality, the following lower bound for the marginal likelihood of the model can be derived (Jordan et al, 1999):

$$\begin{aligned} \log p(\mathbf{y}_{1:n} | \alpha_1, \dots, \alpha_{p-1}, \alpha, \beta, \psi) &\geq \mathbb{E}_{q_V} [\log p(\mathbf{y}_{1:n}, \mathbf{z}_{1:n}, \mathbf{P}, \boldsymbol{\lambda} | \alpha_1, \dots, \alpha_{p-1}, \alpha, \beta, \psi)] \\ &\quad - \mathbb{E}_{q_V} [\log q_V(\mathbf{z}_{1:n}, \mathbf{P}, \boldsymbol{\lambda} | \mathbf{y}_{1:n}, \boldsymbol{\gamma}_{1:n}, \boldsymbol{\phi}_{1:G}, \boldsymbol{\eta})] \end{aligned} \quad (39)$$

If we abbreviate the second member of the inequality (39) as $\text{ELBO}(q_V)$ (evidence lower-bound), where the notation serves to make it clear that the ELBO depends on the choice of the variational distribution q_V , we can write the fundamental identity of variational inference (Blei et al, 2003, 2017; Zhang et al, 2019):

$$\begin{aligned} \log p(\mathbf{y}_{1:n} | \alpha_1, \dots, \alpha_{p-1}, \alpha, \beta, \psi) &= \text{ELBO}(q_V) \\ &+ \text{KL}(q_V(\mathbf{z}_{1:n}, \mathbf{P}, \boldsymbol{\lambda} | \mathbf{y}_{1:n}, \boldsymbol{\gamma}_{1:n}, \boldsymbol{\phi}_{1:G}, \boldsymbol{\eta}) || p(\mathbf{P}, \mathbf{z}_{1:n}, \boldsymbol{\lambda} | \mathbf{y}_{1:n}, \alpha_1, \dots, \alpha_{p-1}, \alpha, \beta, \psi)). \end{aligned} \quad (40)$$

Since the reverse Kullback-Leibler (KL) divergence in (40) is always non-negative and the marginal likelihood is a fixed quantity, minimizing the KL divergence is equivalent to maximizing the ELBO to the tightest possible lower bound for the marginal

log-likelihood. In this way, the estimated variational posterior has the minimum distance to the actual posterior in terms of the KL-divergence.

3.2 Variational estimation in the exponential family

The joint distribution of observable data and latent variables can be written as follows:

$$p(\mathbf{y}_{1:n}, \mathbf{z}_{1:n}, \mathbf{P}, \boldsymbol{\lambda} | \alpha_1, \dots, \alpha_{p-1}, \alpha, \beta, \psi) = p(\mathbf{P} | \alpha_1, \dots, \alpha_{p-1}, \alpha, \beta) p(\boldsymbol{\lambda} | \psi) \prod_{i=1}^n p(\mathbf{y}_i, \mathbf{z}_i | \mathbf{P}), \quad (41)$$

where the conditional dependences implicit in (41) illustrate the difference between local latent variables z_i (one for each observed data point) and global latent variables \mathbf{P} and $\boldsymbol{\lambda}$, commonly also referred to as parameters. The observable counts and the local latent variables are conditionally independent given the global parameters.

The original work of [Hoffman et al \(2013\)](#) introduces a general framework for variational inference in exponential families under a hierarchical of the form (41), the so-called conditional conjugacy, which is based on the existence of a conditional conjugacy relationship between the prior distribution of the global parameters and the local joint distribution $(\mathbf{y}_i, \mathbf{z}_i)$ of the i th observation, where both distributions are assumed to be an exponential family (see also [Nguyen, 2023](#)). These assumptions are necessary to clarify the actual expression of the optimal global variational parameters that maximize the ELBO. However, the construction proposed in [Hoffman et al \(2013\)](#) is essentially based on free-form variational inference, which solves the exact optimal variational distribution by setting the functional derivative to zero, and on the use of the canonical conjugate prior distribution, which is known to coincide with the Dirichlet distribution in the Multinomial case.

In order to deal with the Beta-Liouville distribution, it is therefore necessary to dispense with the special form Dirichlet-Multinomial conjugation. It is possible to show that we can arrive at an optimal variational solution by using variational inference in

fixed form and assuming that the full conditional distribution of the local variables is an exponential family (fixed hyperparameters are suppressed for simplicity):

$$p(\mathbf{z}_i | \mathbf{z}_{-i}, \mathbf{y}_{1:n}, \mathbf{P}, \boldsymbol{\lambda}) = h_{\text{loc}}(\mathbf{z}_i) \exp\{u_{\text{loc}}(\mathbf{y}_i, \mathbf{P}, \boldsymbol{\lambda})^\top t(\mathbf{z}_i) - a_{\text{loc}}(u_{\text{loc}}(\mathbf{y}_i, \mathbf{P}, \boldsymbol{\lambda}))\}, \quad (42)$$

where $\mathbf{u}_{\text{loc}} = u_{\text{loc}}(\mathbf{y}_i, \mathbf{P}, \boldsymbol{\lambda})$ is the natural parameter vector, and that the local component of the variational distribution is in the same exponential family as $p(\mathbf{z}_i | \mathbf{z}_{-i}, \mathbf{y}_{1:n}, \mathbf{P}, \boldsymbol{\lambda})$:

$$q(\mathbf{z}_i | \boldsymbol{\gamma}_i) = h_{\text{loc}}(\mathbf{z}_i) \exp\{\boldsymbol{\gamma}_i^\top t(\mathbf{z}_i) - a_{\text{loc}}(\boldsymbol{\gamma}_i)\}. \quad (43)$$

Under these more general hypotheses, [Bilancia et al \(2024\)](#) demonstrate that the optimal value of the variational hyperparameters in $q(\mathbf{z}_i | \boldsymbol{\gamma}_i)$ that maximize the ELBO (keeping the other variational hyperparameters constant) is the following:

$$\boldsymbol{\gamma}_i^* = \mathbb{E}_{q_V} [u_{\text{loc}}(\mathbf{y}_i, \mathbf{P}, \boldsymbol{\lambda})], \quad i = 1, \dots, n, \quad (44)$$

i.e., it is equal to the expected value, with respect to the variational distribution, of the natural parameters in (42). Also for the global parameters, with hypotheses identical to (42) and (43) (by changing what needs to be changed), we obtain the expressions for the optimal values of the respective variational hyperparameters:

$$\boldsymbol{\phi}_g^* = \mathbb{E}_{q_V} [u_{\text{gl}, \mathbf{P}}(\mathbf{y}_{1:n}, \mathbf{z}_{1:n})], \quad g = 1, \dots, G, \quad (45)$$

$$\eta_g^* = \mathbb{E}_{q_V} [u_{\text{gl}, \boldsymbol{\lambda}}(\mathbf{z}_{1:n})], \quad g = 1, \dots, G. \quad (46)$$

The updating equations of the variational parameters (44)-(46) are obtained by calculating expected values with respect to the variational distribution and therefore

depend on the values of the other variational hyperparameters. A common solution is based on coordinate ascent variational inference (CAVI), where the ELBO is maximized for one parameter at a time, while all others are held constant and the current estimates of (44)-(46) are iteratively updated until convergence is achieved (Lee, 2021). We are now ready to explicitly calculate the expressions of the update equations.

Global parameter \mathbb{P}

Using the unnormalized posterior distribution (36) and including all terms that do not depend on \mathbb{P} in the normalization constant, we obtain the full conditional expression:

$$\begin{aligned} p(\mathbb{P}|\mathbf{y}_{1:n}, \mathbf{z}_{1:n}, \boldsymbol{\lambda}, \alpha_1, \dots, \alpha_{p-1}, \alpha, \beta, \psi) &\propto p(\mathbf{y}_{1:n}|\mathbb{P}, \mathbf{z}_{1:n})p(\mathbb{P}|\alpha_1, \dots, \alpha_{p-1}, \alpha, \beta) \\ &= \prod_{i=1}^n p(\mathbf{y}_i|\mathbb{P}, \mathbf{z}_i) \prod_{g=1}^G p(\boldsymbol{\pi}_g|\alpha_1, \dots, \alpha_{p-1}, \alpha, \beta) \propto \prod_{i=1}^n p(\mathbf{y}_i, \mathbf{z}_i|\mathbb{P}) \prod_{g=1}^G p(\boldsymbol{\pi}_g|\alpha_1, \dots, \alpha_{p-1}, \alpha, \beta), \end{aligned} \quad (47)$$

from which it follows that:

$$\begin{aligned} &\prod_{i=1}^n p(\mathbf{y}_i, \mathbf{z}_i|\mathbb{P}) \prod_{g=1}^G p(\boldsymbol{\pi}_g|\alpha_1, \dots, \alpha_{p-1}, \alpha, \beta) \\ &\propto \prod_{g=1}^G \prod_{\ell=1}^{p-1} \pi_{g\ell}^{\sum_{i=1}^n y_{i\ell} z_{ig}} \left(1 - \sum_{\ell=1}^{p-1} \pi_{g\ell}\right)^{\sum_{i=1}^n y_{ip} z_{ig}} \\ &\times \prod_{\ell=1}^{p-1} \pi_{g\ell}^{\alpha_\ell - 1} \left(\sum_{\ell=1}^{p-1} \pi_{g\ell}\right)^{\alpha - \alpha_0} \left(1 - \sum_{\ell=1}^{p-1} \pi_{g\ell}\right)^{\beta - 1} \\ &= \prod_{g=1}^G \prod_{\ell=1}^{p-1} \pi_{g\ell}^{\alpha_\ell + \sum_{i=1}^n y_{i\ell} z_{ig} - 1} \left(\sum_{\ell=1}^{p-1} \pi_{g\ell}\right)^{\alpha - \alpha_0} \left(1 - \sum_{\ell=1}^{p-1} \pi_{g\ell}\right)^{\beta + \sum_{i=1}^n y_{ip} z_{ig} - 1}, \end{aligned} \quad (48)$$

which is immediately identifiable as the product of G independent BL_p distributions, with natural parameters:

$$\begin{aligned}\alpha'_1 &= \alpha_1 + \sum_{i=1}^n y_{i1} z_{ig}, \\ &\vdots \\ \alpha'_{p-1} &= \alpha_{p-1} + \sum_{i=1}^n y_{i(p-1)} z_{ig}, \\ \alpha' &= \alpha, \\ \beta' &= \beta + \sum_{i=1}^n y_{ip} z_{ig}.\end{aligned}$$

Consequently, the variational distributions are:

$$q(\boldsymbol{\pi}_g | \boldsymbol{\phi}_g) = \text{BL}_p(\boldsymbol{\pi}_g | \boldsymbol{\phi}_g), \quad (49)$$

with $\boldsymbol{\phi}_g = (\phi_{g1}, \dots, \phi_{g(p-1)}, \phi_{g\alpha}, \phi_{g\beta})^\top$ and independently over $g = 1, \dots, G$. Using the update equation (45), we obtain that the current optimal values are:

$$\phi_{g\ell}^* = \alpha_\ell + \sum_{i=1}^n y_{i\ell} \gamma_{ig}, \quad \ell = 1, \dots, p-1, \quad (50)$$

$$\phi_{g\alpha}^* = \alpha, \quad (51)$$

$$\phi_{g\beta}^* = \beta + \sum_{i=1}^n y_{ip} \gamma_{ig}. \quad (52)$$

It is interesting that $\phi_{g\alpha}^*$ is not updated, but is fixed to the value of the hyperparameter α set a priori. ■

Global parameter λ

Very similar to the case we just looked at:

$$p(\lambda | \mathbf{y}_{1:n}, \mathbf{z}_{1:n}, \mathbb{P}, \alpha_1, \dots, \alpha_{p-1}, \alpha, \beta, \psi) \propto p(\mathbf{z}_{1:n} | \lambda) p(\lambda | \psi) = \prod_{i=1}^n p(\mathbf{z}_i | \lambda) p(\lambda | \psi), \quad (53)$$

and it is immediate to verify that:

$$\prod_{i=1}^n p(z_i | \lambda) p(\lambda | \psi) \propto \prod_{g=1}^G \lambda_g^{\psi + \sum_{i=1}^n z_{ig} - 1}, \quad (54)$$

is a G -dimensional Dirichlet distribution with natural parameters

$$\psi + \sum_{i=1}^n z_{ig} - 1, \quad g = 1, \dots, G.$$

Therefore, the variational distribution is also a G -dimensional Dirichlet distribution:

$$q(\lambda | \boldsymbol{\eta}) = \text{Dirichlet}_G(\lambda | \boldsymbol{\eta}),$$

with $\boldsymbol{\eta} = (\eta_1, \dots, \eta_G)^\top$. Using the update equation (46) we obtain that:

$$\eta_g^* = \psi + \sum_{i=1}^n \gamma_{ig}, \quad g = 1, \dots, G. \quad (55)$$

■

Local latent variables \mathbf{z}_i

In this case:

$$p(\mathbf{z}_i | \mathbf{y}_{1:n}, \mathbb{P}, \mathbf{z}_{-i}, \lambda, \alpha_1, \dots, \alpha_{p-1}, \alpha, \beta, \psi) \propto p(\mathbf{y}_i | \mathbf{z}_i, \mathbb{P}) p(\mathbf{z}_i | \lambda) \propto p(\mathbf{y}_i, \mathbf{z}_i | \mathbb{P}) p(\mathbf{z}_i | \lambda), \quad (56)$$

and:

$$p(\mathbf{y}_i, \mathbf{z}_i | \mathbf{P}) p(\mathbf{z}_i | \boldsymbol{\lambda}) \propto \prod_{g=1}^G \left\{ \lambda_g \prod_{\ell=1}^p \pi_{g\ell}^{y_{i\ell}} \right\}^{z_{ig}}. \quad (57)$$

Writing this expression in the form of a non-minimal exponential family, we obtain:

$$p(\mathbf{y}_i, \mathbf{z}_i | \mathbf{P}) p(\mathbf{z}_i | \boldsymbol{\lambda}) \propto \exp \left\{ \sum_{g=1}^G z_{ig} \left[\sum_{\ell=1}^p y_{i\ell} \log \pi_{g\ell} + \log \lambda_g \right] \right\} \quad (58)$$

which is easily recognizable as a G -dimensional Multinomial distribution with non-normalized natural parameters:

$$u_{\text{loc}} = u_{\text{loc}}(\mathbf{y}_i, \mathbf{P}, \boldsymbol{\lambda}) \propto \sum_{\ell=1}^p y_{i\ell} \log \pi_{g\ell} + \log \lambda_g, \quad g = 1, \dots, G.$$

But then the setting of the variational distribution is the following:

$$q(\mathbf{z}_i | \boldsymbol{\gamma}_i) = \text{Multinoulli}_G(\mathbf{z}_i | \boldsymbol{\gamma}_i),$$

whose natural parameters are $\log \gamma_{ig}$ for $g = 1, \dots, G$. Leveraging the update equation (44) we obtain:

$$\gamma_{ig}^* = \frac{\exp \left\{ \sum_{\ell=1}^p y_{i\ell} \mathbb{E}_{q_V} [\log \pi_{g\ell}] + \mathbb{E}_{q_V} [\log \lambda_g] \right\}}{\sum_{g=1}^G \exp \left\{ \sum_{\ell=1}^p y_{i\ell} \mathbb{E}_{q_V} [\log \pi_{g\ell}] + \mathbb{E}_{q_V} [\log \lambda_g] \right\}}. \quad (59)$$

Using standard properties of exponential families and the Dirichlet form of the variational distribution of $\boldsymbol{\lambda}$:

$$\mathbb{E}_{q_V} [\log \lambda_g] = \mathbb{E}_{q_{\boldsymbol{\lambda}}} [\log \lambda_g] = \Psi(\eta_g) - \Psi\left(\sum_{g=1}^G \eta_g\right), \quad (60)$$

and in similar fashion, from (24):

$$\mathbb{E}_{q_{\pi_g}} [\log \pi_{g\ell}] = \Psi(\phi_{g\ell}) - \Psi\left(\sum_{\ell=1}^{p-1} \phi_{g\ell}\right) + \Psi(\alpha) - \Psi(\alpha + \phi_{g\beta}), \quad \ell = 1, \dots, p-1, \quad (61)$$

and from (23):

$$\mathbb{E}_{q_{\pi_g}} \left(\log \left[1 - \sum_{\ell=1}^{p-1} \pi_{g\ell} \right] \right) = \Psi(\phi_{g\beta}) - \Psi(\alpha + \phi_{g\beta}). \quad (62)$$

These expression can be substituted into (59) using the current estimates of the variational parameters.

3.3 Stochastic variational inference (SVI)

As anticipated above in Subsection 2.1, we consider a stochastic version of the proposed variational algorithm, where the expected values such as (45) and (46), which are based on traversing the entire dataset, are replaced by a noisy but unbiased and cheap-to-compute estimate based on a single sampled data point \mathbf{z}_s (Hoffman et al, 2013), where $s \sim \text{Uniform}(1, 2, \dots, n)$. The algorithm uses the sampled data point at each iteration, where the update equation for the local latent variables in cycle t is (for $g = 1, \dots, G$):

$$\tilde{\gamma}_{sg}^{(t)} \propto \exp \left\{ \sum_{\ell=1}^p y_{s\ell} \mathbb{E}_{q_V} [\log \pi_{g\ell}] + \mathbb{E}_{q_V} [\log \lambda_g] \right\}, \quad (63)$$

where we distinguish $\tilde{\gamma}_{sg}$, which is calculated for a single data point, from the value γ_{ig}^* , which must be calculated n times for each data point in each cycle. The global parameters are temporarily set to the following intermediate values (for $g = 1, \dots, G$):

$$\widehat{\phi}_{g\ell}^{(t)} = \alpha_{\ell} + n y_{s\ell} \tilde{\gamma}_{sg}^{(t)}, \quad \ell = 1, \dots, p-1, \quad (64)$$

$$\widehat{\phi}_{g\beta}^{(t)} = \beta + n y_{sp} \tilde{\gamma}_{sg}^{(t)} \quad (65)$$

$$\hat{\eta}_g^{(t)} = \psi + n\tilde{\gamma}_{sg}^{(t)}, \quad (66)$$

and then updated with an equation based on an adaptive step size (for simplicity, we only give the first equation, the others have an identical structure):

$$\tilde{\phi}_{g\ell}^{(t+1)} = (1 - \rho^{(t)})\tilde{\phi}_{g\ell}^{(t)} + \rho^{(t)}\hat{\phi}_{g\ell}^{(t)}. \quad (67)$$

The adaptive step size $\rho^{(t)}$ must fulfill the following Robbins-Monro conditions in order to guarantee convergence (Sato, 2001; Kushner and Yin, 2003; Blei et al, 2017; Bottou et al, 2018):

$$\sum_{t=1}^{+\infty} \rho^{(t)} = \infty, \quad \sum_{t=1}^{+\infty} \left(\rho^{(t)}\right)^2 < \infty. \quad (68)$$

For example, one can choose $\rho^{(t)} = (1 + t)^{-\kappa}$, with $\kappa \in (0, 5, 1]$ (Tran et al, 2021), where the forgetting rate κ controls how quickly past information is forgotten in the exponentially weighted moving average (67). The closer κ is to 1, the more the importance of past values is downweighted. The entire algorithm is presented in and it can be shown that it corresponds to a gradient ascent procedure with unit step for the local parameters and adaptive steps equal to $\rho^{(t)}$ for the global parameters, thus being equivalent to the minimization of $-\text{ELBO}(q_V)$.

4 Data examples

In the following examples, the definition of the hyperparameters for the Dirichlet-Multinomial model of the Subection 2.1 is based on the hypothesis (most common in real-world case studies) that there is no prior information. Therefore, we chose $\theta = 1$, $\psi = 5/G$, a setting that is neutral with respect to both θ and ψ . The hyperparameters

Algorithm 1 Stochastic version of the CAVI algorithm (SVI)

Input: Data $\mathbf{y}_{1:n} = (\mathbf{y}_1, \mathbf{y}_2, \dots, \mathbf{y}_n)$; number of components g ; prior hyperparameters $\alpha_1, \alpha_2, \dots, \alpha_{p-1}, \alpha, \beta, \psi > 0$; variational families $q(\mathbf{z}_i | \boldsymbol{\gamma}_i)$, $q(\boldsymbol{\pi}_g | \boldsymbol{\phi}_g)$ for $g = 1, \dots, G$, $q(\boldsymbol{\lambda} | \boldsymbol{\eta})$; step size $\rho^{(t)}$ for $t = 1, 2, \dots$

Initialize: Variational parameters γ_{ig} for $i = 1, \dots, n$, $g = 1, \dots, G$; $\phi_{g\ell}$ for $g = 1, \dots, G$, $\ell = 1, \dots, (p+1)$; η_g for $g = 1, \dots, G$ (initialize randomly in $t = 0$).

Output: Optimized variational densities.

```
1: while the ELBO has not converged, for  $t = 1, 2, \dots$  do:
2:   Sample  $s \sim \text{Uniform}(1, 2, \dots, n)$ 
3:   Update local variational parameters:
4:   for  $g = 1, \dots, G$  do
5:      $\gamma_{sg} \leftarrow \exp \left\{ \sum_{\ell=1}^p y_{s\ell} \mathbb{E}_{q_V} [\log \pi_{g\ell}] + \mathbb{E}_{q_V} [\log \lambda_g] \right\}$ 
6:      $\gamma_{sg} \leftarrow \frac{\gamma_{sg}}{\sum_{h=1}^G \gamma_{sh}}$ 
7:   end for
8:   Intermediate global variational parameters:
9:   for  $g = 1, \dots, G$  do
10:    for  $\ell = 1, \dots, p-1$  do
11:       $\hat{\phi}_{g\ell} \leftarrow \alpha_\ell + n y_{s\ell} \gamma_{sg}$ 
12:    end for
13:     $\hat{\phi}_{g\beta} \leftarrow \beta + n y_{sp} \gamma_{sg}$ 
14:  end for
15:  for  $g = 1, \dots, G$  do
16:     $\hat{\eta}_g \leftarrow \psi + n \gamma_{sg}$ 
17:  end for
18:  Update global variational parameters:
19:  for  $g = 1, \dots, G$  do
20:    for  $\ell = 1, \dots, p-1$  do
21:       $\phi_{g\ell} \leftarrow (1 - \rho^{(t)}) \phi_{g\ell} + \rho^{(t)} \hat{\phi}_{g\ell}$ 
22:    end for
23:     $\phi_{g\beta} \leftarrow (1 - \rho^{(t)}) \phi_{g\beta} + \rho^{(t)} \hat{\phi}_{g\beta}$ 
24:  end for
25:  for  $g = 1, \dots, G$  do
26:     $\eta_g \leftarrow (1 - \rho^{(t)}) \eta_g + \rho^{(t)} \hat{\eta}_g$ 
27:  end for
28: end while
```

of the Beta-Liouville Multinomial model were chosen according to the same logic, with:

$$\alpha_\ell = 1, \quad \ell = 1, \dots, p-1, \quad (69)$$

$$\beta = 1. \quad (70)$$

From this it immediately follows that $\alpha_0 = p - 1$, and since our goal is to compare the Dirichlet prior distribution with the Beta-Liouville, the parameter α is chosen so that a degree of increasing divergence from the Dirichlet distribution is determined as follows:

$$\alpha = \alpha_0 + \delta\alpha_0, \quad (71)$$

with $\delta = 0, \pm 0.05, \pm 0.10, \pm 0.20, \pm 0.30, \pm 0.40, \pm 0.50$. Based on the results described in Subsection 2.3, we find the Dirichlet distribution at $\delta = 0$, while the deviation from it increases as the absolute value of δ increases. All simulations were performed with $n = 5000$ iterations of the main cycle described in the Algorithm 1. Obviously, this choice is inefficient since the convergence of the ELBO could be diagnosed before reaching $n = 5000$. However, it allows us to make comparisons between the different settings at the level of CPU time required for a single run of the algorithm.

In general, convergence can be assessed visually with the CAVI algorithm, since the ELBO is guaranteed to increase monotonically over the CAVI iterations and any behavior of the trajectories that does not meet this requirement indicates a programming error in the code. For SVI, the ELBO may decrease locally due to the inherent randomness of the algorithm, but it is guaranteed to converge globally under the Robbins-Monro conditions (68). In general, however, the ELBO is a non-concave function, and therefore SVI only guarantees convergence to a local optimum which may be sensitive to the initial values (Blei et al, 2017; Plummer et al, 2020). In other words, variational inference explores a single mode of the posterior surface and each run of the algorithm converges to a different local maximum of the ELBO. Therefore, multiple runs with randomly varying starting points are required to determine the optimal one. For this reason, we ran the SVI algorithm 30 times for each possible setting of the hyperparameters, using pseudorandom generators to select the initial values.

The assignment to clusters with a fixed number of groups G was carried out using the standard allocation function:

$$g_i^{\text{MAP}} = \operatorname{argmax}_{g=1,\dots,G} \mathbb{E}_{q_{\boldsymbol{\gamma}}}(z_{ig} | \boldsymbol{\gamma}_i^*) = \operatorname{argmax}_{g=1,\dots,G} \gamma_{ig}^*, \quad (72)$$

which is known to minimize the expected posterior loss under a 0/1 loss function to penalize incorrect assignments (James et al, 2023). The quality of clustering was assessed both on Adjusted Rand Index (ARI) and an external measure of accuracy based on the best match between the true labels g_i and the estimated labels $\hat{g}_i \equiv g_i^{\text{MAP}}$ defined as follows:

$$\text{accuracy} = \max_{\mathbf{p} \in \mathcal{P}} \frac{1}{n} \sum_{i=1}^n \mathbb{1}(g_i = \mathbb{p}(\hat{g}_i)), \quad (73)$$

where \mathcal{P} is the set of all permutations in $\{1, \dots, G\}$. To solve the optimization problems in (73) any implementation of the Hungarian algorithm in polynomial time $O(G^3)$ can be used (Silverman, 2023). The SVI algorithm has been implemented in R 4.4.1 and a number of additional libraries to support the coding process (R Core Team, 2024).

4.1 Reuters-21578

This dataset is a subset from the collection Reuters 21578 (Apté et al, 1994; Lewis et al, 2004), which was obtained by sampling 10% of the documents in the $G = 5$ categories in the first column of the Table 1. To convert the documents into a BOW, the raw text data was preprocessed with R 4.4.1 and the library `tm` (Feinerer et al, 2008) in the following steps: removal of extra spaces; removal of punctuation marks and numbers; conversion to lowercase; removal of stop words; stemming to reduce inflectional forms to a common base form; recompletion using the most frequent match as completion; tokenization into unigrams, keeping only tokens between 4 and 16 characters in length and discarding the others. During preprocessing, all sparse terms whose document-level frequency was less than 1% were removed from the vocabulary of terms. The

resulting document-term matrix had size $(n = 750) \times (p = 754)$ with an overall sparsity of 96% and an average number of terms per document of 27.55 (i.e. very short texts).

Table 1 The subset from Reuters 21578 used in the example, obtained by sampling with a sampling fraction of 10% of the $G = 5$ categories shown in the first column.

category	nr. of docs	topic
acq	221	corporate mergers and acquisition
crude	50	crude oil price
earn	375	earning reports
grain	44	grain market and trade
money-fx	60	foreign exchange market
total	$n = 750$	

Figure 1 shows the trajectories of the 30 runs of the SVI algorithm in the case of a Dirichlet prior (left) and a Beta-Liouville prior (right) with $\delta = 0.4$ (this value of δ serves as an example and has no special meaning). All simulations were based on a forgetting rate of $\kappa = 0.6$, even if the results obtained for $\kappa \in]0.5, 0.9]$ are essentially invariant.

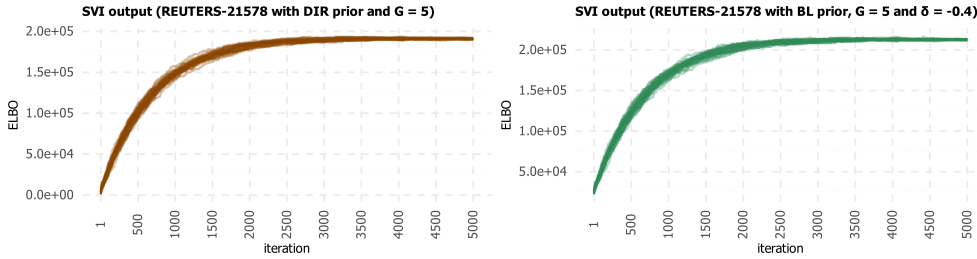


Fig. 1 Left: 30 runs of the SVI algorithm with a subset of Reuters 21578, $G = 5$ categories and the Dirichlet prior (DIR, with 5000 iterations in total). Right: as in the left panel, with the only difference that a Beta-Liouville with $\delta = 0.4$ was used (BL). In both cases, a forgetting rate of $\kappa = 0.6$ was used.

The results describing the clustering accuracy based on the metrics we considered are shown in Figure 2 (left panel). It is clear that the use of a Beta-Liouville prior reflects a situation where the clustering accuracy is not significantly worse than that which can be achieved with the Dirichlet prior. For $\delta = -0.3$ we obtain the best accuracy of 0.78 compared to 0.77 for the Dirichlet distribution, and the best ARIs

are also comparable (Dirichlet: 0.54 vs. Beta-Liouville: 0.53). As for the average run times for a single run of stochastic variational inference, the results in the right panel of Figure 2 show that there is no significant difference and that the observed deviations are likely to be random in nature. Furthermore, if we consider the SVI algorithm described in Bilancia et al (2024) for the Dirichlet-Multinomial case, we immediately notice that in the present case, which applies to the Beta-Liouville prior, we have exactly the same number of update equations at each iteration of the algorithm, and it is likely that any possible systematic difference (here we have not performed any conclusive tests) is solely due to the greater complexity in computing the expressions (23)-(24).

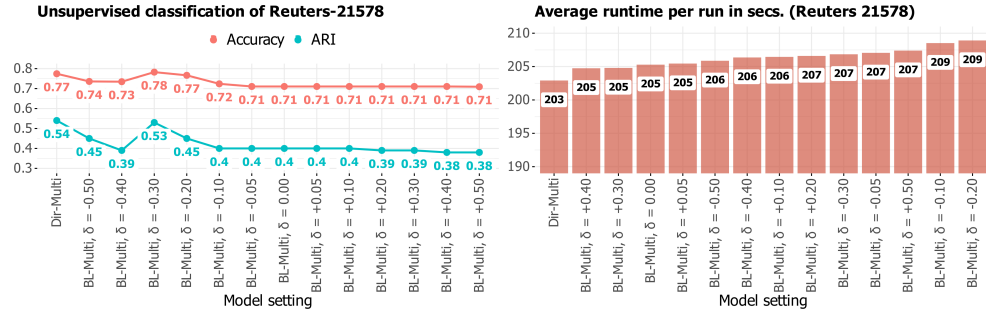


Fig. 2 Left: Permutation-based accuracy (73) and Adjusted Rand Index (ARI) for clustering the Reuters-21578 corpus, where documents are assigned to clusters under the allocation function (72) that applies to the 0/1 posterior loss. Right: average runtime (over 30 runs) in seconds for a single run of the Algorithm 1.

Two much more interesting considerations are the following. First, the accuracy obtained with $\delta = 0$ (0.71) is lower than the accuracy obtained with the Dirichlet-Multinomial model. This may seem surprising, but it is actually due to the different geometry of the spaces in which the ELBO is maximized. We will come back to this point in the next section. The second, even more interesting observation is that the accuracy of the clustering obtained with the Beta-Liouville prior decreases for positive values of δ and in any case is not comparable to the accuracy obtained with the Dirichlet-Multinomial model when $\delta < -0.10$.

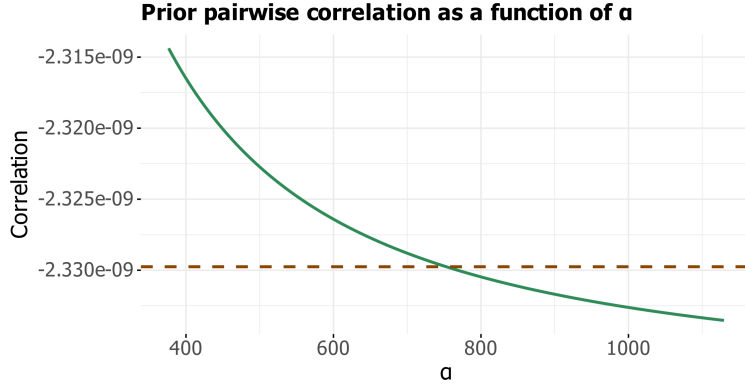


Fig. 3 Solid green line: Correlation function (30) between word pairs, where δ varies between -0.5 and +0.5 with steps of 0.001 and α is chosen according to (71). Dashed brown line: Correlation between word pairs with the Dirichlet prior.

To attempt an interpretation, we have plotted the correlation function (30) between pairs of words in Figure 3. In this plot, δ varies between -0.5 and +0.5 in increments of 0.001, and α is set according to (71) (solid green line). The dashed horizontal line represents the correlation under the Dirichlet prior. Although these prior correlations are updated in the posterior, it is evident that optimal performance is achieved within the range of α values corresponding to negative δ , where the negative pairwise correlation is weaker than with the Dirichlet prior. In the scientific literature, the term ‘short text’ lacks a consistent definition. Intuitively, the limited context and sparsity of short texts tend to induce negative correlations in frequency-based representations. However, the repulsive behavior of the Dirichlet distribution appears overly extreme in this context, suggesting that a Beta-Liouville prior with α within an appropriate range may more accurately model such texts.

4.2 BBCSport

The BBCSport data set is part of a larger benchmark collection used in text mining research (Greene and Cunningham, 2006). The corpus analyzed in this study comprises $n = 737$ documents sourced from the BBC Sport website, featuring news articles on five sports from 2004 to 2005:

- athletics (101 documents, 13.70%)
- cricket (124 documents, 16.82%)
- football (265 documents, 35.96%)
- rugby (147 documents, 19.95%)
- tennis (100 documents, 13.57%)

The documents across the five classes exhibit a significant degree of semantic overlap. Although they pertain to different sports, they share a common thematic focus typical of content produced by a sports newsroom. The corpus underwent the same pre-processing steps as in the previous example, resulting in a large matrix of dimension 737×7883 with a high sparsity level of 98.58%. After eliminating terms that appeared in less than 5% of the total documents, the final document-term matrix was $(n = 737) \times (p = 506)$, with overall sparsity of 88% and about 59 word on average per document.

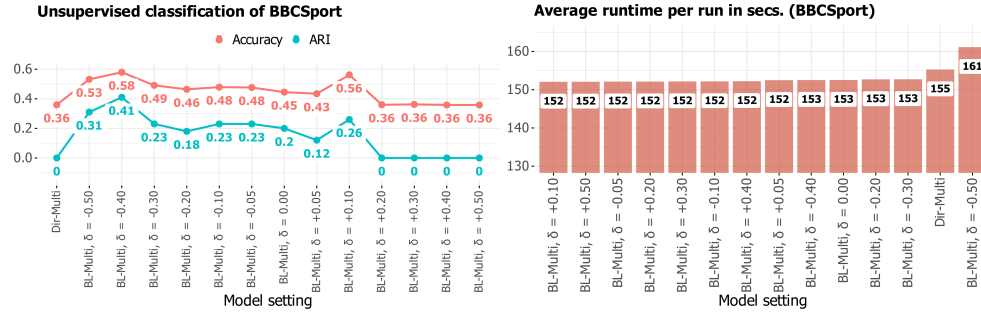


Fig. 4 Left: Permutation-based accuracy (73) and Adjusted Rand Index (ARI) for clustering the BBCSport corpus, where documents are assigned to clusters under the allocation function (72) that applies to the 0/1 posterior loss. Right: average runtime (over 30 runs) in seconds for a single run of the Algorithm 1.

The results obtained are shown in Figure 4. From the perspective of the computation time required for a single run (right panel), it is largely confirmed that the existing differences between the two prior distributions are attributable to random variations. Interestingly, the results in the left panel of the same graph show that the Dirichlet-Multinomial model fails to estimate any structure in this textual corpus,

which is most likely due to the semantic ambiguity mentioned above. Surprisingly, the Beta-Liouville Multinomial model achieves much better results, especially when δ is in the same range of negative values as in the previous example. With $\delta = -0.40$, the highest accuracy (0.58) is achieved together with an ARI value (0.41), which indicates a significant deviation from a purely random partition. With $\delta = +0.10$, comparable values for both accuracy and ARI are achieved, while the performance decreases with $\delta > +0.10$ (and returns to the level of the Dirichlet-Multinomial model).

5 Discussion and conclusions

The Unigram mixture model has become a standard tool for analyzing and performing unsupervised classification on text corpora composed of short documents, such as abstracts, emails, social media posts, and web news. From a Bayesian perspective, inference is often performed using the Dirichlet distribution as a prior over the term vocabulary. In this paper, we discuss an alternative to the Dirichlet distribution: the Beta-Liouville distribution. This distribution, which has only one additional parameter for the same vocabulary size, offers a more flexible correlation structure than the Dirichlet. Furthermore, we explore variational inference for the corresponding hierarchical Bayesian model. Leveraging the fact that the Beta-Liouville distribution, like the Dirichlet distribution, is a conjugate exponential family to the Multinomial, we are able to write the update equations for the CAVI algorithm and derive a stochastic version characterized by greater scalability and reduced computational load.

Although empirical results are preliminary and further research is required, some meaningful insights have emerged. Notably, we compared the Dirichlet-Multinomial model with the Beta-Liouville Multinomial model using a non-informative hyperparameter setting. The Beta-Liouville prior was constructed to encompass the Dirichlet distribution as a special case. Our findings reveal a critical region in which the Beta-Liouville distribution outperforms the Dirichlet-Multinomial, specifically when word

pairs exhibit a weaker negative correlation than that dictated by the Dirichlet prior. This effect is quantified by a hyperparameter, δ , which measures divergence from the Dirichlet distribution, with the Beta-Liouville Multinomial model achieving optimal performance at $\delta < -0.20$.

A notable scenario occurs when $\delta = 0$, corresponding to the Dirichlet distribution. Interestingly, results from stochastic variational inference reveal that in this case the outcomes differ from those obtained with the Dirichlet-Multinomial model. This is not unexpected, as traditional strategies for maximizing the Evidence Lower Bound (ELBO) with respect to variational parameters within a Euclidean subspace approximate, rather than fully capture, the true underlying geometry of the statistical problem. ELBO maximization is fundamentally a functional maximization on a statistical manifold parameterized by the variational distribution. In this context, information geometry establishes the Kullback-Leibler (KL) divergence as a suitable Riemannian metric, which accurately reflects the local geometry around a specific member of the variational family (Amari, 1998). Unlike the traditional CAVI algorithm, stochastic variational inference (SVI) effectively navigates the distribution space by leveraging the appropriate gradient expression and direction of steepest descent based on the KL-divergence (Hoffman et al, 2013). The variational family defined for the Beta-Liouville Multinomial model differs from that of the Dirichlet-Multinomial model. This difference explains the apparent paradox: the SVI algorithm operates within two distinct spaces, leading to solutions that are not directly comparable, except in terms of the final partition quality.

The primary limitation to address in future work is the need for additional numerical experiments to better characterize the effects of different hyperparameter settings. Although we have provided preliminary insights here, these should not be regarded as conclusive. An intriguing direction for applications beyond text data analysis would be to explore mixtures of Beta-Liouville Multinomial regressions. In this framework, the

hyperparameters of the Beta-Liouville distributions are not specified directly; instead, they are represented through a canonical link function as a function of a linear predictor, which in turn depends on a set of input variables. While this hierarchical structure offers significant potential, it also introduces immediate challenges. For instance, specifying a multivariate Gaussian prior for the parameters of the linear predictor results in a loss of conjugacy with the Beta-Liouville prior (Gormley and Frühwirth-Schnatter, 2018). Thus, it remains uncertain whether and how the proposed variational algorithm can be effectively adapted in this context.

Nevertheless, these preliminary results are promising. The use of the Beta-Liouville distribution as a prior for a Multinomial probability vector enriches the existing toolkits for computational analysis of short documents.

Acknowledgements. Not applicable at this stage.

Declarations

- Funding: Not applicable.
- Conflict of interest/Competing interests: The authors declare that there are no interest conflicts to disclose.
- Ethics approval and consent to participate: Not applicable
- Consent for publication: The authors have read and approved the manuscript in its current version.
- Data availability: The data are publicly available and accessible by anyone.
- Materials availability: Not applicable
- Code availability: Available on request from the authors.
- Author contribution: The authors contributed equally to this work.

Appendix A Expression of the ELBO

Terms (A1)-(A4) refer to $E_{q_V} [\log p(\mathbf{y}_{1:n}, \mathbf{z}_{1:n}, \mathbf{P}, \boldsymbol{\lambda} | \alpha_1, \dots, \alpha_{p-1}, \alpha, \beta, \psi)]$. Terms (A5)-(A7) refer to $E_{q_V} [\log q_V(\mathbf{z}_{1:n}, \mathbf{P}, \boldsymbol{\lambda} | \mathbf{y}_{1:n}, \boldsymbol{\gamma}_{1:n}, \boldsymbol{\phi}_{1:G}, \boldsymbol{\eta})]$:

$$\text{ELBO}(q_V) = \sum_{i=1}^n \sum_{g=1}^G \sum_{\ell=1}^{p-1} y_{i\ell} \gamma_{ig} \left\{ \Psi(\phi_{g\ell}) - \Psi\left(\sum_{\ell=1}^{p-1} \phi_{g\ell}\right) + \Psi(\alpha) - \Psi(\alpha + \phi_{g\beta}) \right\} \quad (\text{A1})$$

$$+ \sum_{i=1}^n \sum_{g=1}^G y_{ip} \gamma_{ig} \{ \Psi(\phi_{g\beta}) - \Psi(\alpha + \phi_{g\beta}) \}$$

$$+ \sum_{i=1}^n \sum_{g=1}^G \gamma_{ig} \left\{ \Psi(\eta_g) - \Psi\left(\sum_{g=1}^G \eta_g\right) \right\} \quad (\text{A2})$$

$$+ \sum_{g=1}^G \sum_{\ell=1}^{p-1} (\alpha_{\ell} - 1) \left\{ \Psi(\phi_{g\ell}) - \Psi\left(\sum_{\ell=1}^{p-1} \phi_{g\ell}\right) + \Psi(\alpha) - \Psi(\alpha + \phi_{g\beta}) \right\} \quad (\text{A3})$$

$$+ \sum_{g=1}^G (\alpha - \alpha_0) \{ \Psi(\alpha) - \Psi(\alpha + \phi_{g\beta}) \}$$

$$+ \sum_{g=1}^G (\beta - 1) \{ \Psi(\phi_{g\beta}) - \Psi(\alpha + \phi_{g\beta}) \}$$

$$+ \sum_{g=1}^G (\psi_g - 1) \left\{ \Psi(\eta_g) - \Psi\left(\sum_{g=1}^G \eta_g\right) \right\} \quad (\text{A4})$$

$$- \sum_{i=1}^n \sum_{g=1}^G \gamma_{ig} \log \gamma_{ig} \quad (\text{A5})$$

$$- \sum_{g=1}^G \log \Gamma(\phi_{g0}) + \sum_{g=1}^G \log B(\alpha, \phi_{g\beta}) + \sum_{g=1}^G \sum_{\ell=1}^{p-1} \log \Gamma(\phi_{g\ell}) \quad (\text{A6})$$

$$- \sum_{g=1}^G \sum_{\ell=1}^{p-1} (\phi_{g\ell} - 1) \left\{ \Psi(\phi_{g\ell}) - \Psi\left(\sum_{\ell=1}^{p-1} \phi_{g\ell}\right) + \Psi(\alpha) - \Psi(\alpha + \phi_{g\beta}) \right\}$$

$$- \sum_{g=1}^G (\alpha - \phi_{g0}) \{ \Psi(\alpha) - \Psi(\alpha + \phi_{g\beta}) \}$$

$$- \sum_{g=1}^G (\phi_{g\beta} - 1) \{ \Psi(\phi_{g\beta}) - \Psi(\alpha + \phi_{g\beta}) \}$$

$$\begin{aligned}
& -\log \Gamma\left(\sum_{g=1}^G \eta_g\right) + \sum_{g=1}^G \log \Gamma(\eta_g) \\
& - \sum_{g=1}^G (\eta_g - 1) \left\{ \Psi(\eta_g) - \Psi\left(\sum_{g=1}^G \eta_g\right) \right\},
\end{aligned} \tag{A7}$$

where $\phi_{g0} = \sum_{\ell=1}^{p-1} \phi_{g\ell}$.

References

- Amari SI (1998) Natural Gradient Works Efficiently in Learning. *Neural Computation* 10(2):251–276. <https://doi.org/10.1162/089976698300017746>
- Anderlucci L, Viroli C (2020) Mixtures of Dirichlet-Multinomial distributions for supervised and unsupervised classification of short text data. *Advances in Data Analysis and Classification* 14(4):759–770. <https://doi.org/10.1007/s11634-020-00399-3>
- Apté C, Damerau F, Weiss SM (1994) Automated learning of decision rules for text categorization. *ACM Transactions on Information Systems* 12(3):233–251. <https://doi.org/10.1145/183422.183423>
- Bakhtiari AS, Bouguila N (2016) A latent Beta-Liouville allocation model. *Expert Systems with Applications* 45:260–272. <https://doi.org/10.1016/j.eswa.2015.09.044>
- Bilancia M, Di Nanni M, Manca F, et al (2023) Variational Bayes estimation of hierarchical Dirichlet-multinomial mixtures for text clustering. *Computational Statistics* 38(4):2015–2051. <https://doi.org/10.1007/s00180-023-01350-8>
- Bilancia M, Nigri A, Magro S (2024) Stochastic variational inference for clustering short text data with finite mixtures of Dirichlet-Multinomial distributions. Submitted

- Blei DM (2014) Build, Compute, Critique, Repeat: Data Analysis with Latent Variable Models. *Annual Review of Statistics and Its Application* 1(1):203–232. <https://doi.org/10.1146/annurev-statistics-022513-115657>
- Blei DM, Ng AY, Jordan MI (2003) Latent Dirichlet Allocation. *Journal of Machine Learning Research* 3:993–1022. URL <https://jmlr.csail.mit.edu/papers/v3/blei03a.html>
- Blei DM, Kucukelbir A, McAuliffe JD (2017) Variational Inference: A Review for Statisticians. *Journal of the American Statistical Association* 112(518):859–877. <https://doi.org/10.1080/01621459.2017.1285773>
- Bottou L, Curtis FE, Nocedal J (2018) Optimization Methods for Large-Scale Machine Learning. *SIAM Review* 60(2):223–311. <https://doi.org/10.1137/16M1080173>
- Bouguila N (2008) Clustering of Count Data Using Generalized Dirichlet Multinomial Distributions. *IEEE Trans Knowl Data Eng* 20(4):462–474. <https://doi.org/10.1109/TKDE.2007.190726>
- Bouguila N (2011) Count Data Modeling and Classification Using Finite Mixtures of Distributions. *IEEE Trans Neural Netw* 22(2):186–198. <https://doi.org/10.1109/TNN.2010.2091428>
- Bouguila N (2012) Hybrid Generative/Discriminative Approaches for Proportional Data Modeling and Classification. *IEEE Transactions on Knowledge and Data Engineering* 24(12):2184–2202. <https://doi.org/10.1109/TKDE.2011.162>
- Bourouis S, Alroobaea R, Rubaiee S, et al (2021) Markov Chain Monte Carlo-Based Bayesian Inference for Learning Finite and Infinite Inverted Beta-Liouville Mixture Models. *IEEE Access* 9:71170–71183. <https://doi.org/10.1109/ACCESS.2021.3078670>

- Brown LD (1986) Fundamentals of Statistical Exponential Families with Applications in Statistical Decision Theory, Lecture Notes-Monograph Series, vol 9. Institute of Mathematical Statistics
- Connor RJ, Mosimann JE (1969) Concepts of Independence for Proportions with a Generalization of the Dirichlet Distribution. *Journal of the American Statistical Association* 64(325):194–206. <https://doi.org/10.2307/2283728>
- Corsini N, Viroli C (2022) Dealing with overdispersion in multivariate count data. *Computational Statistics & Data Analysis* 170:107447. <https://doi.org/10.1016/j.csda.2022.107447>
- Devlin J, Chang MW, Lee K, et al (2019) BERT: Pre-training of Deep Bidirectional Transformers for Language Understanding. In: *Proceedings of the 2019 Conference of the North. Association for Computational Linguistics*, Stroudsburg, PA, USA, pp 4171–4186, <https://doi.org/10.18653/v1/N19-1423>
- Efron B (2022) *Exponential Families in Theory and Practice*. Institute of Mathematical Statistics Textbooks, Cambridge University Press, Cambridge, <https://doi.org/10.1017/9781108773157>
- Fang KT, Kotz S, Wangng K (2018) *Symmetric Multivariate and Related Distributions*. Taylor & Francis, <https://doi.org/10.1201/9781351077040>
- Feinerer I, Hornik K, Meyer D (2008) Text mining infrastructure in r. *Journal of Statistical Software* 25(5):1–54. <https://doi.org/10.18637/jss.v025.i05>
- Gelman A, Carlin J, Stern H, et al (2013) *Bayesian Data Analysis*. Chapman and Hall/CRC Texts in Statistical Science, Chapman and Hall/CRC, London

- Gormley IC, Frühwirth-Schnatter S (2018) Mixture of Experts Models. In: Handbook of Mixture Analysis. Chapman and Hall/CRC, p 271–307
- Greene D, Cunningham P (2006) Practical Solutions to the Problem of Diagonal Dominance in Kernel Document Clustering. In: Proc. 23rd International Conference on Machine learning (ICML’06). ACM Press, pp 377–384
- Gupta A, Kabe D (1999) On multivariate Liouville distribution. *Metron* LVII:173–179. URL <https://ideas.repec.org/a/mtn/ancoec/99010212.html>
- Gupta A, Song D (1996) Generalized Liouville Distribution. *Computers & Mathematics with Applications* 32(2):103–109. [https://doi.org/10.1016/0898-1221\(96\)00107-1](https://doi.org/10.1016/0898-1221(96)00107-1)
- Gupta R, Richards D (2001) The covariance structure of the multivariate Liouville distributions. In: *Algebraic Methods in Statistics and Probability, Contemporary Mathematics*, vol 287. p 125–138, <https://doi.org/10.1090/conm/287/04782>
- Gupta RD, Richards DSP (1987) Multivariate Liouville distributions. *Journal of Multivariate Analysis* 23(2):233–256. [https://doi.org/10.1016/0047-259X\(87\)90155-2](https://doi.org/10.1016/0047-259X(87)90155-2)
- Hoffman MD, Blei DM, Wang C, et al (2013) Stochastic Variational Inference. *Journal of Machine Learning Research* 14(40):1303–1347. URL <http://jmlr.org/papers/v14/hoffman13a.html>
- James G, Witten D, Hastie T, et al (2023) *An Introduction to Statistical Learning with Applications in Python*. Springer Texts in Statistics, Springer, <https://doi.org/10.1007/978-3-031-38747-0>

- Jordan MI, Ghahramani Z, Jaakkola TS, et al (1999) An Introduction to Variational Methods for Graphical Models. *Machine Learning* 37(2):183–233. <https://doi.org/10.1023/A:1007665907178>
- Jurafsky D, Martin JH (2024) *Speech and Language Processing: An Introduction to Natural Language Processing, Computational Linguistics, and Speech Recognition with Language Models*, 3rd edn. URL <https://web.stanford.edu/~jurafsky/slp3/>
- Koochemeshkian P, Bouguila N (2023) Advancing Multinomial Regression and Topic Modeling with Beta-Liouville Distributions. In: 2023 International Conference on Machine Learning and Applications (ICMLA), pp 1928–1935, <https://doi.org/10.1109/ICMLA58977.2023.00292>, ISSN: 1946-0759
- Kushner HJ, Yin GG (2003) *Stochastic Approximation and Recursive Algorithms and Applications*, *Stochastic Modelling and Applied Probability*, vol 35, 2nd edn. Springer-Verlag, New York, <https://doi.org/10.1007/b97441>
- Lee SY (2021) Gibbs sampler and coordinate ascent variational inference: A set-theoretical review. *Communications in Statistics - Theory and Methods* pp 1–21. <https://doi.org/10.1080/03610926.2021.1921214>
- Lewis DD, Yang Y, Rose TG, et al (2004) RCV1: A New Benchmark Collection for Text Categorization Research. *Journal of Machine Learning Research* 5(Apr):361–397. URL <https://www.jmlr.org/papers/v5/lewis04a.html>
- Mosimann JE (1962) On the compound multinomial distribution, the multivariate Beta-distribution, and correlations among proportions. *Biometrika* 49(1-2):65–82. <https://doi.org/10.1093/biomet/49.1-2.65>
- Nguyen D (2023) An in Depth Introduction to Variational Bayes Note. <https://doi.org/10.2139/ssrn.4541076>

- Nigam K, McCallum AK, Thrun S, et al (2000) Text Classification from Labeled and Unlabeled Documents using EM. *Machine Learning* 39(2):103–134. <https://doi.org/10.1023/A:1007692713085>
- Plummer S, Pati D, Bhattacharya A (2020) Dynamics of Coordinate Ascent Variational Inference: A Case Study in 2D Ising Models. *Entropy* 22(11):1263. <https://doi.org/10.3390/e22111263>
- R Core Team (2024) R: A Language and Environment for Statistical Computing. R Foundation for Statistical Computing, Vienna, Austria, URL <https://www.R-project.org/>
- Rosenfeld R (2000) Two decades of statistical language modeling: where do we go from here? *Proceedings of the IEEE* 88(8):1270–1278. <https://doi.org/10.1109/5.880083>
- Sato Ma (2001) Online Model Selection Based on the Variational Bayes. *Neural Computation* 13(7):1649–1681. <https://doi.org/10.1162/089976601750265045>
- Silverman J (2023) RcppHungarian: Solves Minimum Cost Bipartite Matching Problems. URL <https://CRAN.R-project.org/package=RcppHungarian>, R package version 0.3
- Tran MN, Nguyen TN, Dao VH (2021) A practical tutorial on Variational Bayes. <http://arxiv.org/abs/2103.01327>, arXiv:2103.01327 [stat]
- Wesolowski J (1993) Some remarks on the multivariate liouville distribution. *Statistics: A Journal of Theoretical and Applied Statistics* <https://doi.org/10.1080/02331888308802403>
- Wu X, Nguyen T, Luu AT (2024) A survey on neural topic models: methods, applications, and challenges. *Artif Intell Rev* 57(2):18. <https://doi.org/10.1007/s10462->

- Yvon F (2023) Transformers in Natural Language Processing. In: Chetouani M, Dignum V, Lukowicz P, et al (eds) Human-Centered Artificial Intelligence: Advanced Lectures. Springer International Publishing, p 81–105, https://doi.org/10.1007/978-3-031-24349-3_6
- Zhang C, Bütepage J, Kjellström H, et al (2019) Advances in Variational Inference. IEEE Transactions on Pattern Analysis and Machine Intelligence 41(8):2008–2026. <https://doi.org/10.1109/TPAMI.2018.2889774>
- Zitouni I (2007) Backoff hierarchical class n -gram language models: effectiveness to model unseen events in speech recognition. Computer Speech & Language 21(1):88–104. <https://doi.org/10.1016/j.csl.2006.01.001>